DoombenProfessional

Race 1: XXXX BENCHMARK 85 Handicap - 1600m

17 May 2025 - 11:48

BRISBANE RACING CLUB

Track Rating: Heavy 8, Weather: Overcast, Rail Position: True

Section	Overall	1400m	1200m	1000m	800m	600m	400m	Last 600m
Field Times	1:38.12 (0:13.90)	1:24.22 (0:11.35)	1:12.87 (0:12.09)	1:00.78 (0:12.48)	0:48.30 (0:12.16)	0:36.14 (0:12.03)	0:24.11 (0:11.86)	0:36.14

Rank	TAB	Horse/Jockey	Barrier	Top Speed [km/h]	Fastest Section	Overall	1400m	1200m	1000m	800m	600m	400m	Last 600m	Distance Travelled [m]
1	4	FUKUBANA	6	64.5	0:11.63	1:38.12 [1]	1:24.09 [3]	1:12.46 [3]	1:00.26 [3]	0:47.83 [3]	0:35.93 [3]	0:24.00 [3]	0:35.93	
		James McDonald		Overall	1400m	(0:14.03)	(0:11.63)	(0:12.20)	(0:12.43)	(0:11.90)	(0:11.93)	(0:11.82)		
2	1	MISSISSIPPI PRINCE	8	64.8	0:11.42	1:38.51 [2]	1:24.58 [2]	1:13.16 [2]	1:01.04 [2]	0:48.62 [2]	0:36.52 [2]	0:24.50 [1]	0:36.52	+4
		Samantha Collett		Overall	1400m	(0:13.93)	(0:11.42)	(0:12.12)	(0:12.42)	(0:12.10)	(0:12.02)	(0:11.86)		
3	9	DEMON DARB	1	65.5	0:11.59	1:38.56 [3]	1:24.51 [4]	1:12.67 [4]	1:00.42 [4]	0:47.92 [4]	0:35.86 [5]	0:24.01 [5]	0:35.86	+1
		Tommy Berry		Overall	400m	(0:14.05)	(0:11.84)	(0:12.25)	(0:12.50)	(0:12.06)	(0:11.85)	(0:11.59)		
4	7	SPACE AGE	5	65.4	0:11.35	1:38.78 [4]	1:24.88 [1]	1:13.53 [1]	1:01.44 [1]	0:48.96 [1]	0:36.80 [1]	0:24.74 [2]	0:36.80	-1
		Cody Collis		Overall	1400m	(0:13.90)	(0:11.35)	(0:12.09)	(0:12.48)	(0:12.16)	(0:12.06)	(0:11.94)		
5	13	SCALEXTRICS	17	63.8	0:11.61	1:38.79 [5]	1:24.08 [10]	1:11.98 [12]	0:59.95 [10]	0:47.66 [9]	0:35.74 [8]	0:24.12 [6]	0:35.74	+11
		Bailey Wheeler		800m	400m	(0:14.71)	(0:12.10)	(0:12.03)	(0:12.29)	(0:11.92)	(0:11.62)	(0:11.61)		
6	15	SIZZLING GAL	9	62.8	0:11.66	1:39.14 [6]	1:24.68 [8]	1:12.83 [7]	1:00.75 [7]	0:48.34 [7]	0:36.28 [7]	0:24.28 [8]	0:36.28	+3
		Tahlia Fenlon		400m	400m	(0:14.46)	(0:11.85)	(0:12.08)	(0:12.41)	(0:12.06)	(0:12.00)	(0:11.66)		
7	18	TWIGMAN	2	63.1	0:11.86	1:39.27 [7]	1:25.04 [6]	1:13.15 [5]	1:00.92 [6]	0:48.53 [5]	0:36.66 [4]	0:24.75 [4]	0:36.66	-3
		Tyler Schiller		Overall	400m	(0:14.23)	(0:11.89)	(0:12.23)	(0:12.39)	(0:11.87)	(0:11.91)	(0:11.86)		
8	2	VICTORY WIN	3	64.2	0:11.86	1:39.40 [8]	1:25.17 [5]	1:13.25 [6]	1:01.06 [5]	0:48.61 [6]	0:36.59 [6]	0:24.66 [7]	0:36.59	+4
		Jamie Mott		Overall	400m	(0:14.23)	(0:11.92)	(0:12.19)	(0:12.45)	(0:12.02)	(0:11.93)	(0:11.86)		
9	17	PIRAEUS	14	61.9	0:11.87	1:39.40 [9]	1:24.42 [13]	1:12.48 [14]	1:00.40 [12]	0:48.20 [11]	0:36.21 [9]	0:24.24 [10]	0:36.21	+9
		Tim Clark		400m	400m	(0:14.98)	(0:11.94)	(0:12.08)	(0:12.20)	(0:11.99)	(0:11.97)	(0:11.87)		
10	16	SMART LEGEND	13	63.1	0:11.77	1:39.71 [10]	1:25.17 [9]	1:13.22 [9]	1:01.04 [8]	0:48.63 [8]	0:36.43 [10]	0:24.66 [9]	0:36.43	+1
		Kyle Wilson-Taylor		600m	600m	(0:14.54)	(0:11.95)	(0:12.18)	(0:12.41)	(0:12.20)	(0:11.77)	(0:11.94)		

Scratched: Jealous (#19), Felix The Scat (#5), Nails Murphy (#10), Anemacore (#14)

[ ]	Ranking at each section and finish	**SCN**	Saddle cloth number
-:--.--	No data available at this section	**DNF**	Did not finish
NA	No data available	**DNT**	Did not track

data processed by TRIPLESDATA

DoombenProfessional

Race 1: XXXX BENCHMARK 85 Handicap - 1600m

17 May 2025 - 11:48

BRISBANE RACING CLUB

Track Rating: Heavy 8, Weather: Overcast, Rail Position: True

Section	Overall	1400m	1200m	1000m	800m	600m	400m	Last 600m
Field Times	1:38.12 (0:13.90)	1:24.22 (0:11.35)	1:12.87 (0:12.09)	1:00.78 (0:12.48)	0:48.30 (0:12.16)	0:36.14 (0:12.03)	0:24.11 (0:11.86)	0:36.14

Rank	TAB	Horse/Jockey	Barrier	Top Speed [km/h]	Fastest Section	Overall	1400m	1200m	1000m	800m	600m	400m	Last 600m	Distance Travelled [m]
11	12	NOAH 'N' A DEEL	10	63.3	0:11.74	1:39.77 [11]	1:25.00 [11]	1:13.04 [11]	1:00.75 [13]	0:48.31 [13]	0:36.21 [13]	0:24.47 [11]	0:36.21	+2
		Martin Harley		Overall	600m	(0:14.77)	(0:11.96)	(0:12.29)	(0:12.44)	(0:12.10)	(0:11.74)	(0:11.87)		
12	8	RED TOP	16	62.5	0:11.74	1:40.06 [12]	1:24.99 [15]	1:12.64 [15]	1:00.41 [15]	0:48.17 [15]	0:36.24 [15]	0:24.50 [15]	0:36.24	+5
		Emily Lang		600m	600m	(0:15.07)	(0:12.35)	(0:12.23)	(0:12.24)	(0:11.93)	(0:11.74)	(0:11.91)		
13	3	EAGLEMONT	4	62.8	0:11.81	1:40.20 [13]	1:25.42 [12]	1:13.55 [10]	1:01.23 [11]	0:48.78 [12]	0:36.67 [12]	0:24.76 [13]	0:36.67	-1
		Andrew Mallyon		400m	400m	(0:14.78)	(0:11.87)	(0:12.32)	(0:12.45)	(0:12.11)	(0:11.91)	(0:11.81)		
14	6	SHIHAB	15	63.0	0:11.74	1:40.41 [14]	1:25.40 [14]	1:13.58 [13]	1:01.19 [14]	0:48.65 [14]	0:36.60 [14]	0:24.86 [14]	0:36.60	+5
		Robbie Dolan		600m	600m	(0:15.01)	(0:11.82)	(0:12.39)	(0:12.54)	(0:12.05)	(0:11.74)	(0:11.74)		
15	11	CAPRICE DES DIEUX	11	62.8	0:12.06	1:41.84 [15]	1:27.57 [7]	1:15.40 [8]	1:03.14 [9]	0:50.66 [10]	0:38.51 [11]	0:26.45 [12]	0:38.51	+1
		Ron Stewart		Overall	600m	(0:14.27)	(0:12.17)	(0:12.26)	(0:12.48)	(0:12.15)	(0:12.06)	(0:12.56)		

Scratched: Jealous (#19), Felix The Scat (#5), Nails Murphy (#10), Anemacore (#14)

[ ]	Ranking at each section and finish	**SCN**	Saddle cloth number
-:--.--	No data available at this section	**DNF**	Did not finish
NA	No data available	**DNT**	Did not track

data processed by TRIPLESDATA

DoombenProfessional

Race 1: XXXX BENCHMARK 85 Handicap - 1600m

17 May 2025 - 11:48

BRISBANE RACING CLUB

Track Rating: Heavy 8, Weather: Overcast, Rail Position: True

Section	200m	Last 600m
Field Times	0:12.25 (0:12.25)	0:36.14

Rank	TAB	Horse/Jockey	Barrier	Top Speed [km/h]	Fastest Section		Margin		Distance Travelled [m]
1	4	**FUKUBANA**	6	64.5	0:11.63	0:12.18 [2]	1:38.12	0:35.93	
		James McDonald		Overall	1400m	(0:12.18)			
2	1	**MISSISSIPPI PRINCE**	8	64.8	0:11.42	0:12.64 [1]	2.31L	0:36.52	+4
		Samantha Collett		Overall	1400m	(0:12.64)			
3	9	**DEMON DARB**	1	65.5	0:11.59	0:12.42 [4]	2.61L	0:35.86	+1
		Tommy Berry		Overall	400m	(0:12.42)			
4	7	**SPACE AGE**	5	65.4	0:11.35	0:12.80 [3]	3.87L	0:36.80	-1
		Cody Collis		Overall	1400m	(0:12.80)			
5	13	**SCALEXTRICS**	17	63.8	0:11.61	0:12.51 [5]	3.95L	0:35.74	+11
		Bailey Wheeler		800m	400m	(0:12.51)			
6	15	**SIZZLING GAL**	9	62.8	0:11.66	0:12.62 [7]	6L	0:36.28	+3
		Tahlia Fenlon		400m	400m	(0:12.62)			
7	18	**TWIGMAN**	2	63.1	0:11.86	0:12.89 [6]	6.81L	0:36.66	-3
		Tyler Schiller		Overall	400m	(0:12.89)			
8	2	**VICTORY WIN**	3	64.2	0:11.86	0:12.80 [8]	7.55L	0:36.59	+4
		Jamie Mott		Overall	400m	(0:12.80)			
9	17	**PIRAEUS**	14	61.9	0:11.87	0:12.37 [10]	7.57L	0:36.21	+9
		Tim Clark		400m	400m	(0:12.37)			
10	16	**SMART LEGEND**	13	63.1	0:11.77	0:12.72 [9]	9.39L	0:36.43	+1
		Kyle Wilson-Taylor		600m	600m	(0:12.72)			

Scratched: Jealous (#19), Felix The Scat (#5), Nails Murphy (#10), Anemacore (#14)

[ ]	Ranking at each section and finish	**SCN**	Saddle cloth number
-:--.--	No data available at this section	**DNF**	Did not finish
NA	No data available	**DNT**	Did not track

data processed by TRIPLESDATA

DoombenProfessional

Race 1: XXXX BENCHMARK 85 Handicap - 1600m

17 May 2025 - 11:48

BRISBANE RACING CLUB

Track Rating: Heavy 8, Weather: Overcast, Rail Position: True

Section	200m	Last 600m
Field Times	0:12.25 (0:12.25)	0:36.14

Rank	TAB	Horse/Jockey	Barrier	Top Speed [km/h]	Fastest Section		Margin			Distance Travelled [m]
11	12	**NOAH 'N' A DEEL**	10	63.3	0:11.74	0:12.60 [11]	9.75L		0:36.21	+2
		Martin Harley		Overall	600m	(0:12.60)				
12	8	**RED TOP**	16	62.5	0:11.74	0:12.59 [14]	11.41L		0:36.24	+5
		Emily Lang		600m	600m	(0:12.59)				
13	3	**EAGLEMONT**	4	62.8	0:11.81	0:12.95 [12]	12.26L		0:36.67	-1
		Andrew Mallyon		400m	400m	(0:12.95)				
14	6	**SHIHAB**	15	63.0	0:11.74	0:13.12 [13]	13.5L		0:36.60	+5
		Robbie Dolan		600m	600m	(0:13.12)				
15	11	**CAPRICE DES DIEUX**	11	62.8	0:12.06	0:13.89 [15]	21.91L		0:38.51	+1
		Ron Stewart		Overall	600m	(0:13.89)				

Scratched: Jealous (#19), Felix The Scat (#5), Nails Murphy (#10), Anemacore (#14)

[ ]	Ranking at each section and finish	**SCN**	Saddle cloth number
-:--.--	No data available at this section	**DNF**	Did not finish
NA	No data available	**DNT**	Did not track

data processed by TRIPLESDATA

Horse/Jockey Name	Fukubana
Final Rank	1
Fastest Section Time (Section)	0:11.63 (1400m)
Top Speed [km/h] (Section)	64.5 (Overall)
Race State	Finished

DoombenProfessional

Race 1: XXXX BENCHMARK 85 Handicap - 1600m

17 May 2025 - 11:48

Track Rating: Heavy 8, Weather: Overcast, Rail Position: True

BRISBANE RACING CLUB

Section	Overall	1400m	1200m	1000m	800m	600m	400m	200m
Section Times	1:38.12 [1] (0:14.03)	1:24.09 [3] (0:11.63)	1:12.46 [3] (0:12.20)	1:00.26 [3] (0:12.43)	0:47.83 [3] (0:11.90)	0:35.93 [3] (0:11.93)	0:24.00 [3] (0:11.82)	0:12.18 [2] (0:12.18)
Average Speed [km/h]	51.3	61.9	59.0	57.5	60.1	60.3	61.2	59.8
Top Speed [km/h]	64.5	63.9	60.6	58.7	61.0	61.2	62.3	61.6
Avg. Dist. to Rail [m]	3.3	0.1	0.6	1.9	1.9	0.9	4.6	5.8
Avg. Stride Freq. [Hz]	2.2	2.3	2.2	2.2	2.2	2.3	2.3	2.3
Avg. Stride Length [m]	6.4	7.4	7.4	7.3	7.6	7.4	7.3	7.2

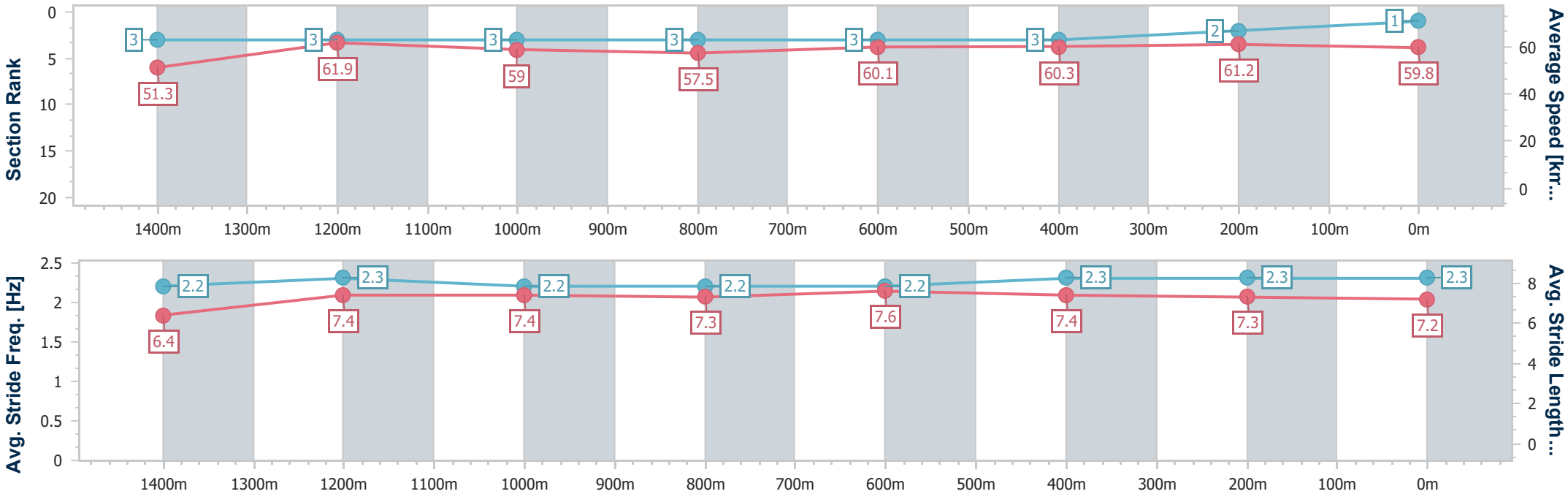

[ ]	Ranking at each section and finish
-:--.--	No data available at this section
NA	No data available

data processed by TRIPLESDATA

Horse/Jockey Name	Mississippi Prince
Final Rank	2
Fastest Section Time (Section)	0:11.42 (1400m)
Top Speed [km/h] (Section)	64.8 (Overall)
Race State	Finished

TAB

DoombenProfessional

Race 1: XXXX BENCHMARK 85 Handicap - 1600m

17 May 2025 - 11:48

Track Rating: Heavy 8, Weather: Overcast, Rail Position: True

BRISBANE RACING CLUB

Section	Overall	1400m	1200m	1000m	800m	600m	400m	200m
Section Times	1:38.51 [2] (0:13.93)	1:24.58 [2] (0:11.42)	1:13.16 [2] (0:12.12)	1:01.04 [2] (0:12.42)	0:48.62 [2] (0:12.10)	0:36.52 [2] (0:12.02)	0:24.50 [1] (0:11.86)	0:12.64 [1] (0:12.64)
Average Speed [km/h]	51.8	63.4	59.4	58.0	59.7	59.8	60.6	57.6
Top Speed [km/h]	64.8	64.6	61.0	59.2	60.5	60.6	61.8	60.2
Avg. Dist. to Rail [m]	4.5	0.7	0.3	0.4	0.3	0.4	0.7	1.8
Avg. Stride Freq. [Hz]	2.2	2.2	2.1	2.1	2.2	2.2	2.2	2.2
Avg. Stride Length [m]	6.6	7.9	7.7	7.6	7.7	7.5	7.6	7.4

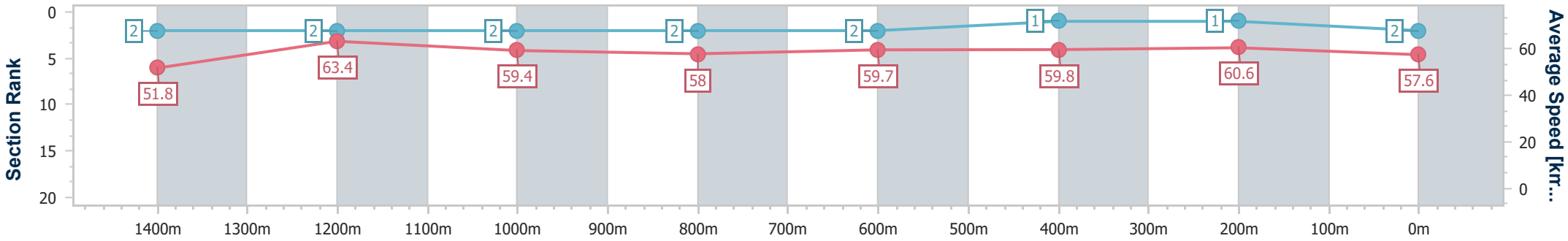

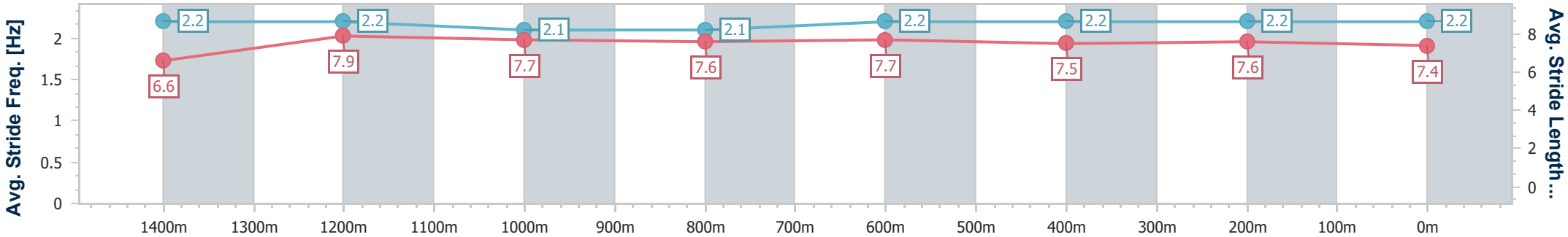

[ ]	Ranking at each section and finish
-:--.--	No data available at this section
NA	No data available

data processed by TRIPLESDATA

Horse/Jockey Name	Demon Darb
Final Rank	3
Fastest Section Time (Section)	0:11.59 (400m)
Top Speed [km/h] (Section)	65.5 (Overall)
Race State	Finished

TAB

DoombenProfessional

Race 1: XXXX BENCHMARK 85 Handicap - 1600m

17 May 2025 - 11:48

Track Rating: Heavy 8, Weather: Overcast, Rail Position: True

BRISBANE RACING CLUB

Section	Overall	1400m	1200m	1000m	800m	600m	400m	200m
Section Times	1:38.56 [3] (0:14.05)	1:24.51 [4] (0:11.84)	1:12.67 [4] (0:12.25)	1:00.42 [4] (0:12.50)	0:47.92 [4] (0:12.06)	0:35.86 [5] (0:11.85)	0:24.01 [5] (0:11.59)	0:12.42 [4] (0:12.42)
Average Speed [km/h]	51.3	60.4	58.8	57.8	60.0	60.6	62.1	58.2
Top Speed [km/h]	65.5	62.7	60.0	59.2	61.5	61.8	63.9	61.8
Avg. Dist. to Rail [m]	1.4	0.7	1.4	1.5	0.7	0.6	2.6	5.3
Avg. Stride Freq. [Hz]	2.3	2.3	2.3	2.2	2.3	2.3	2.4	2.3
Avg. Stride Length [m]	6.1	7.2	7.2	7.2	7.2	7.3	7.3	6.9

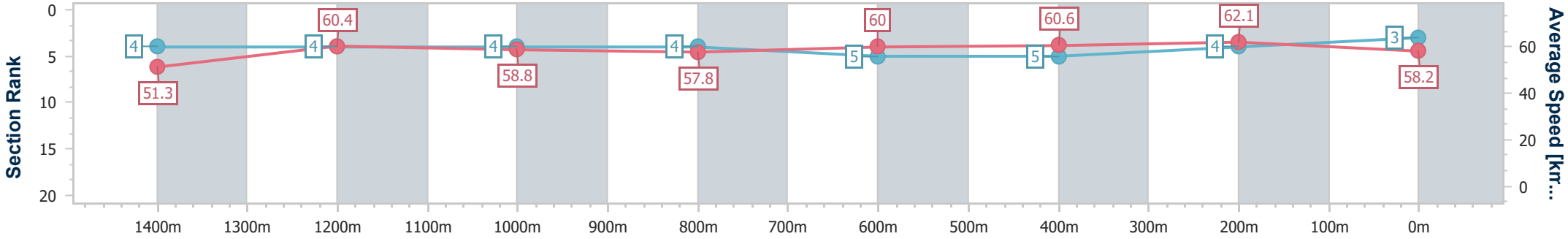

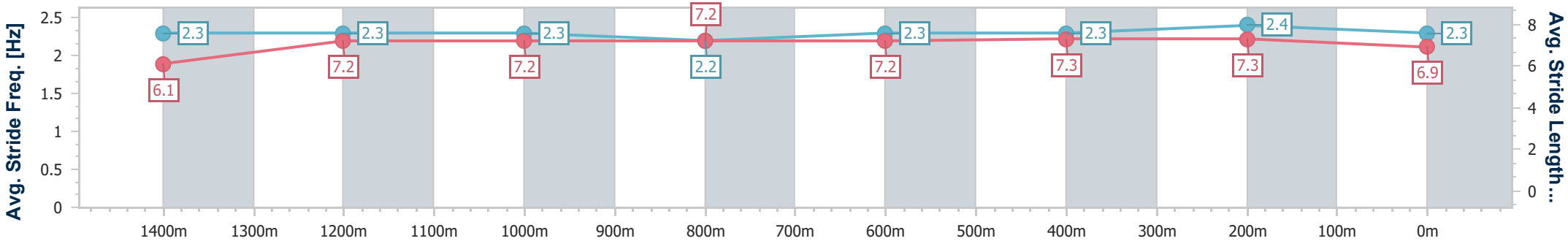

[ ]	Ranking at each section and finish
-:--.--	No data available at this section
NA	No data available

data processed by TRIPLESDATA

Horse/Jockey Name	Space Age
Final Rank	4
Fastest Section Time (Section)	0:11.35 (1400m)
Top Speed [km/h] (Section)	65.4 (Overall)
Race State	Finished

DoombenProfessional

Race 1: XXXX BENCHMARK 85 Handicap - 1600m

17 May 2025 - 11:48

Track Rating: Heavy 8, Weather: Overcast, Rail Position: True

BRISBANE RACING CLUB

Section	Overall	1400m	1200m	1000m	800m	600m	400m	200m
Section Times	1:38.78 [4] (0:13.90)	1:24.88 [1] (0:11.35)	1:13.53 [1] (0:12.09)	1:01.44 [1] (0:12.48)	0:48.96 [1] (0:12.16)	0:36.80 [1] (0:12.06)	0:24.74 [2] (0:11.94)	0:12.80 [3] (0:12.80)
Average Speed [km/h]	51.6	63.0	59.7	57.6	59.2	59.5	60.3	56.8
Top Speed [km/h]	65.4	65.1	61.8	59.0	60.0	60.3	61.6	59.6
Avg. Dist. to Rail [m]	2.0	1.1	0.3	0.3	0.3	0.5	1.0	1.4
Avg. Stride Freq. [Hz]	2.4	2.5	2.4	2.3	2.4	2.4	2.4	2.3
Avg. Stride Length [m]	5.9	7.1	6.9	6.9	6.9	6.8	6.9	6.8

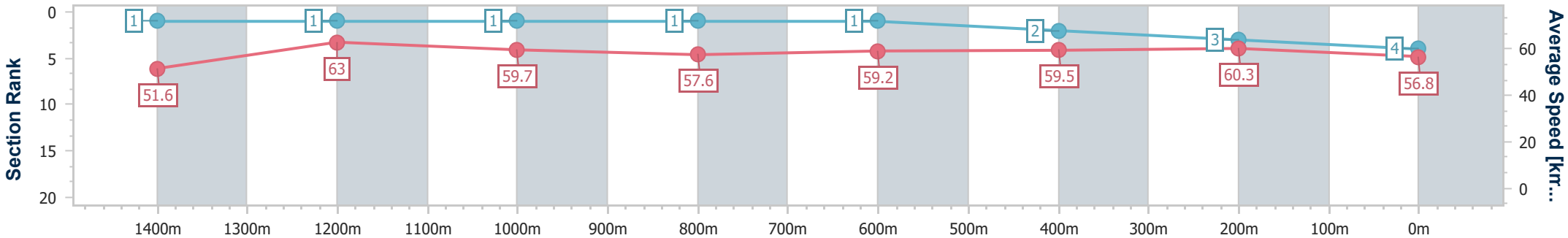

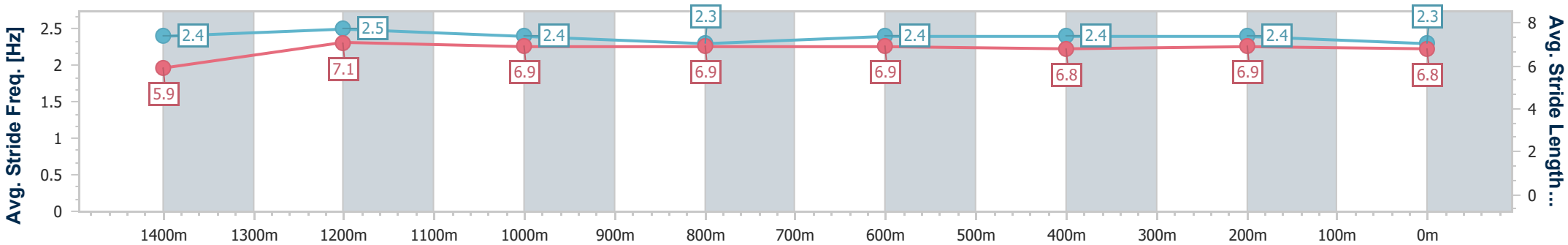

[ ]	Ranking at each section and finish
-:--.--	No data available at this section
NA	No data available

data processed by TRIPLESDATA

Horse/Jockey Name	Scalextrics
Final Rank	5
Fastest Section Time (Section)	0:11.61 (400m)
Top Speed [km/h] (Section)	63.8 (800m)
Race State	Finished

DoombenProfessional

Race 1: XXXX BENCHMARK 85 Handicap - 1600m

17 May 2025 - 11:48

Track Rating: Heavy 8, Weather: Overcast, Rail Position: True

BRISBANE RACING CLUB

Section	Overall	1400m	1200m	1000m	800m	600m	400m	200m
Section Times	1:38.79 [5] (0:14.71)	1:24.08 [10] (0:12.10)	1:11.98 [12] (0:12.03)	0:59.95 [10] (0:12.29)	0:47.66 [9] (0:11.92)	0:35.74 [8] (0:11.62)	0:24.12 [6] (0:11.61)	0:12.51 [5] (0:12.51)
Average Speed [km/h]	49.1	60.5	59.7	58.8	60.9	62.6	62.3	58.1
Top Speed [km/h]	62.0	61.7	61.5	59.8	63.8	63.3	63.5	60.3
Avg. Dist. to Rail [m]	10.5	2.2	2.0	1.9	1.3	1.6	4.6	6.5
Avg. Stride Freq. [Hz]	2.2	2.3	2.3	2.2	2.3	2.4	2.4	2.3
Avg. Stride Length [m]	6.1	7.4	7.3	7.2	7.4	7.3	7.3	7.0

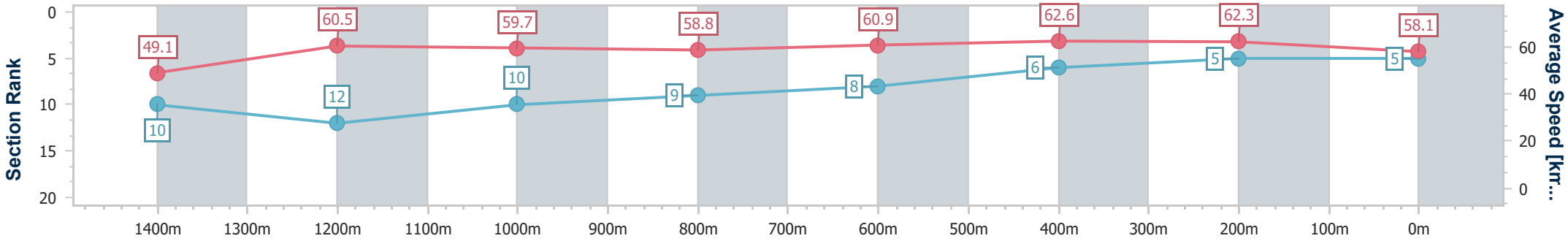

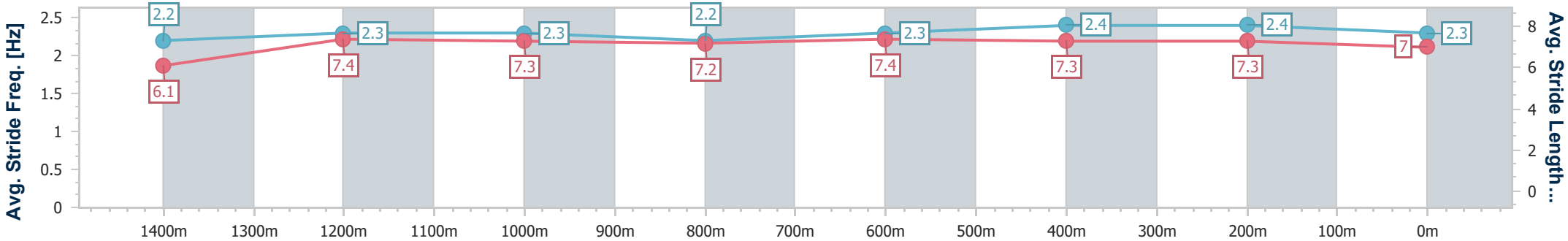

[ ]	Ranking at each section and finish
-:--.--	No data available at this section
NA	No data available

data processed by TRIPLESDATA

Horse/Jockey Name	Sizzling Gal
Final Rank	6
Fastest Section Time (Section)	0:11.66 (400m)
Top Speed [km/h] (Section)	62.8 (400m)
Race State	Finished

TAB

DoombenProfessional

Race 1: XXXX BENCHMARK 85 Handicap - 1600m

17 May 2025 - 11:48

Track Rating: Heavy 8, Weather: Overcast, Rail Position: True

BRISBANE RACING CLUB

Section	Overall	1400m	1200m	1000m	800m	600m	400m	200m
Section Times	1:39.14 [6] (0:14.46)	1:24.68 [8] (0:11.85)	1:12.83 [7] (0:12.08)	1:00.75 [7] (0:12.41)	0:48.34 [7] (0:12.06)	0:36.28 [7] (0:12.00)	0:24.28 [8] (0:11.66)	0:12.62 [7] (0:12.62)
Average Speed [km/h]	49.8	60.8	59.4	58.3	59.6	60.3	61.5	57.7
Top Speed [km/h]	62.7	62.6	61.2	59.1	61.6	61.6	62.8	60.8
Avg. Dist. to Rail [m]	3.4	0.4	0.5	1.1	0.5	0.9	0.8	0.9
Avg. Stride Freq. [Hz]	2.3	2.4	2.3	2.3	2.4	2.4	2.4	2.4
Avg. Stride Length [m]	6.1	7.2	7.1	7.0	7.1	7.0	7.1	6.6

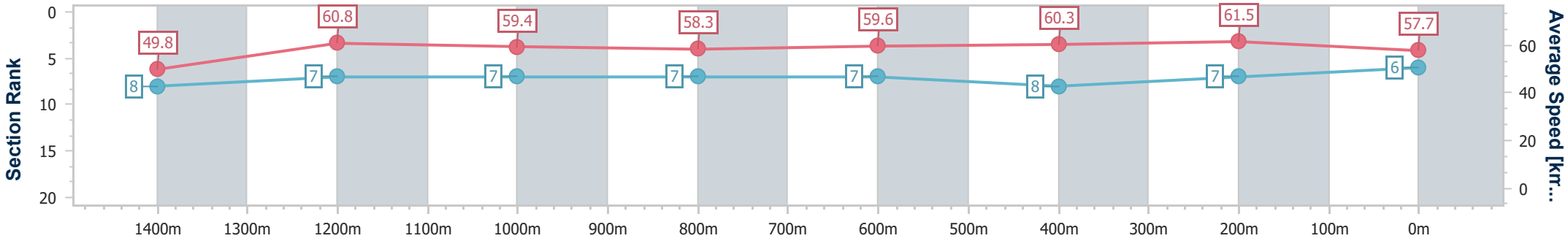

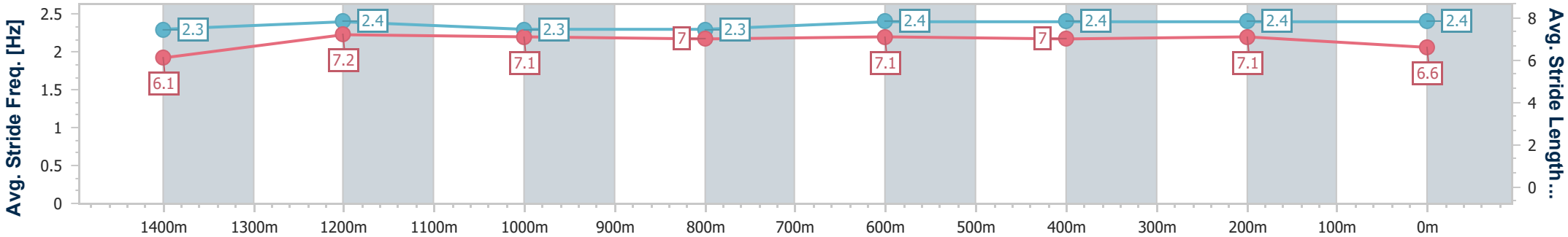

[ ]	Ranking at each section and finish
-:--.--	No data available at this section
NA	No data available

data processed by TRIPLESDATA

Horse/Jockey Name	Twigman
Final Rank	7
Fastest Section Time (Section)	0:11.86 (400m)
Top Speed [km/h] (Section)	63.1 (Overall)
Race State	Finished

DoombenProfessional

Race 1: XXXX BENCHMARK 85 Handicap - 1600m

17 May 2025 - 11:48

Track Rating: Heavy 8, Weather: Overcast, Rail Position: True

BRISBANE RACING CLUB

Section	Overall	1400m	1200m	1000m	800m	600m	400m	200m
Section Times	1:39.27 [7] (0:14.23)	1:25.04 [6] (0:11.89)	1:13.15 [5] (0:12.23)	1:00.92 [6] (0:12.39)	0:48.53 [5] (0:11.87)	0:36.66 [4] (0:11.91)	0:24.75 [4] (0:11.86)	0:12.89 [6] (0:12.89)
Average Speed [km/h]	50.6	60.6	58.9	58.0	59.9	59.9	60.8	56.3
Top Speed [km/h]	63.1	62.4	59.8	58.9	60.9	60.6	61.6	59.5
Avg. Dist. to Rail [m]	0.8	0.5	0.9	1.0	1.8	1.5	2.2	4.0
Avg. Stride Freq. [Hz]	2.2	2.4	2.2	2.2	2.3	2.4	2.4	2.3
Avg. Stride Length [m]	6.3	7.1	7.3	7.2	7.1	6.9	6.9	6.7

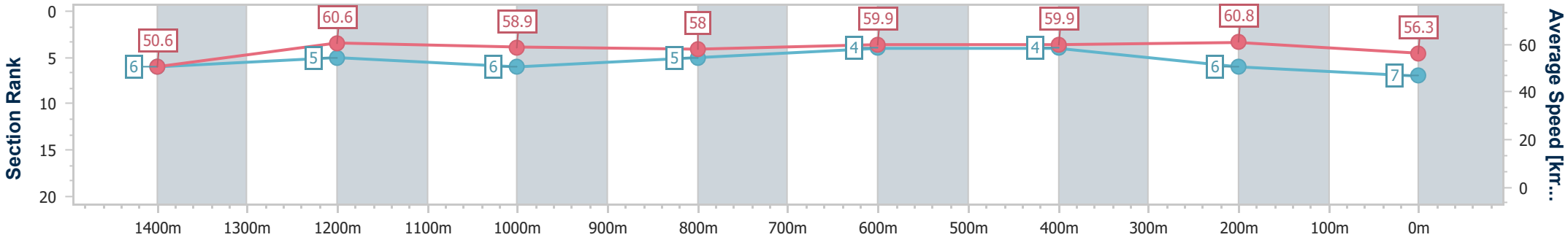

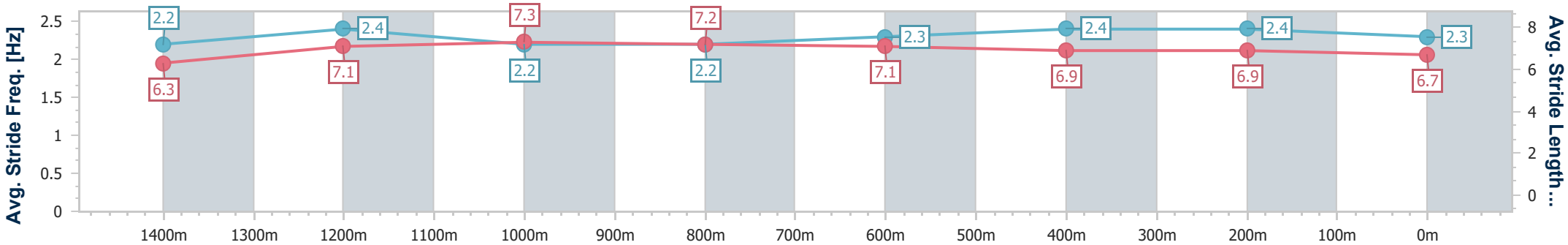

[ ]	Ranking at each section and finish
-:--.--	No data available at this section
NA	No data available

data processed by TRIPLESDATA

Horse/Jockey Name	Victory Win
Final Rank	8
Fastest Section Time (Section)	0:11.86 (400m)
Top Speed [km/h] (Section)	64.2 (Overall)
Race State	Finished

TAB

DoombenProfessional

Race 1: XXXX BENCHMARK 85 Handicap - 1600m

17 May 2025 - 11:48

Track Rating: Heavy 8, Weather: Overcast, Rail Position: True

BRISBANE RACING CLUB

Section	Overall	1400m	1200m	1000m	800m	600m	400m	200m
Section Times	1:39.40 [8] (0:14.23)	1:25.17 [5] (0:11.92)	1:13.25 [6] (0:12.19)	1:01.06 [5] (0:12.45)	0:48.61 [6] (0:12.02)	0:36.59 [6] (0:11.93)	0:24.66 [7] (0:11.86)	0:12.80 [8] (0:12.80)
Average Speed [km/h]	50.8	60.0	59.0	57.8	60.1	61.0	60.6	56.8
Top Speed [km/h]	64.2	63.1	60.4	58.3	62.8	62.8	61.6	59.8
Avg. Dist. to Rail [m]	0.9	0.5	0.4	0.4	0.4	1.3	1.4	2.1
Avg. Stride Freq. [Hz]	2.2	2.2	2.2	2.1	2.2	2.3	2.3	2.2
Avg. Stride Length [m]	6.3	7.6	7.6	7.6	7.5	7.5	7.3	7.0

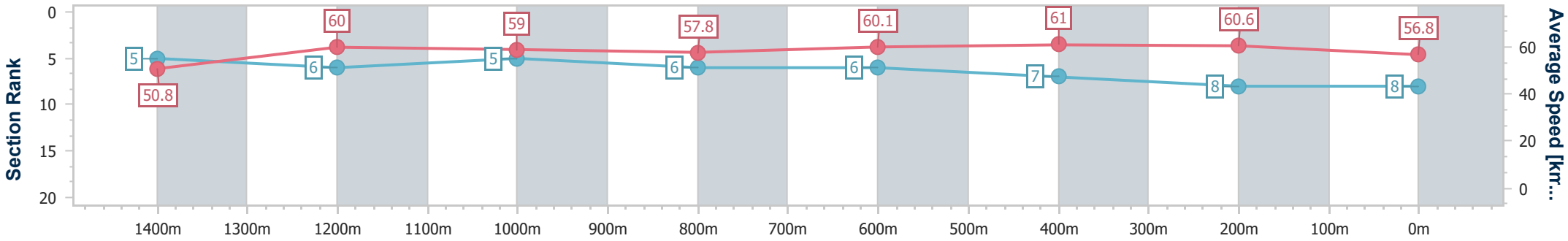

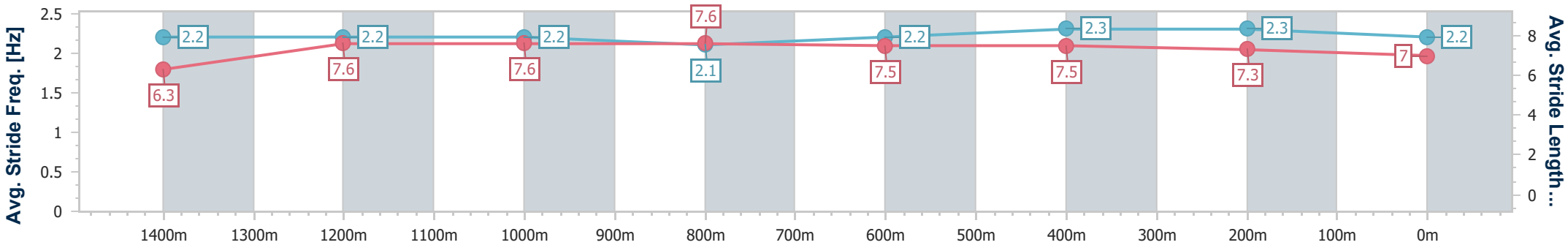

[ ]	Ranking at each section and finish
-:--.--	No data available at this section
NA	No data available

data processed by TRIPLESDATA

Horse/Jockey Name	Piraeus
Final Rank	9
Fastest Section Time (Section)	0:11.87 (400m)
Top Speed [km/h] (Section)	61.9 (400m)
Race State	Finished

TAB

DoombenProfessional

Race 1: XXXX BENCHMARK 85 Handicap - 1600m

17 May 2025 - 11:48

Track Rating: Heavy 8, Weather: Overcast, Rail Position: True

BRISBANE RACING CLUB

Section	Overall	1400m	1200m	1000m	800m	600m	400m	200m
Section Times	1:39.40 [9] (0:14.98)	1:24.42 [13] (0:11.94)	1:12.48 [14] (0:12.08)	1:00.40 [12] (0:12.20)	0:48.20 [11] (0:11.99)	0:36.21 [9] (0:11.97)	0:24.24 [10] (0:11.87)	0:12.37 [10] (0:12.37)
Average Speed [km/h]	48.2	60.5	59.4	59.2	60.6	61.5	61.0	58.5
Top Speed [km/h]	61.2	61.2	60.4	60.2	61.7	61.9	61.9	61.0
Avg. Dist. to Rail [m]	7.6	0.4	0.7	1.3	1.9	3.5	4.5	7.0
Avg. Stride Freq. [Hz]	2.1	2.3	2.2	2.2	2.3	2.3	2.3	2.3
Avg. Stride Length [m]	6.2	7.4	7.3	7.4	7.4	7.4	7.3	7.0

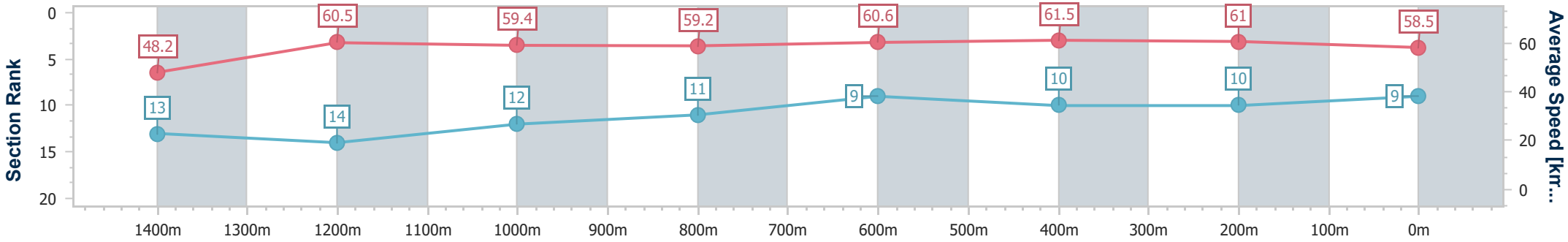

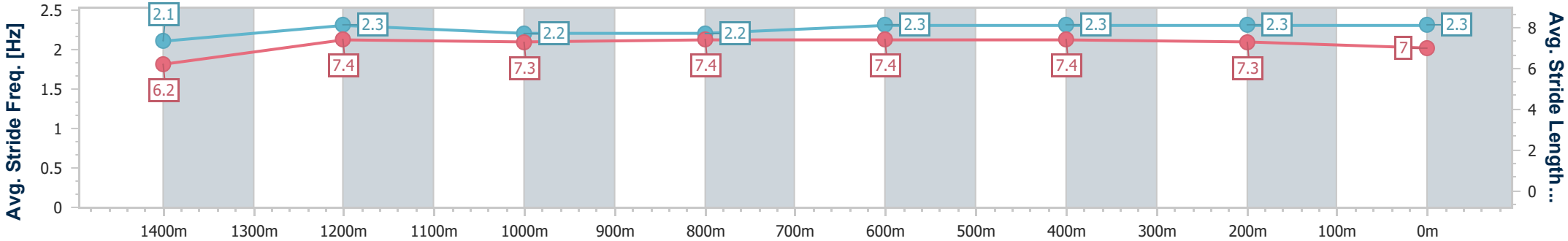

[ ]	Ranking at each section and finish
-:--.--	No data available at this section
NA	No data available

data processed by TRIPLESDATA

Horse/Jockey Name	Smart Legend
Final Rank	10
Fastest Section Time (Section)	0:11.77 (600m)
Top Speed [km/h] (Section)	63.1 (600m)
Race State	Finished

DoombenProfessional

Race 1: XXXX BENCHMARK 85 Handicap - 1600m

17 May 2025 - 11:48

Track Rating: Heavy 8, Weather: Overcast, Rail Position: True

BRISBANE RACING CLUB

Section	Overall	1400m	1200m	1000m	800m	600m	400m	200m
Section Times	1:39.71 [10] (0:14.54)	1:25.17 [9] (0:11.95)	1:13.22 [9] (0:12.18)	1:01.04 [8] (0:12.41)	0:48.63 [8] (0:12.20)	0:36.43 [10] (0:11.77)	0:24.66 [9] (0:11.94)	0:12.72 [9] (0:12.72)
Average Speed [km/h]	49.6	60.4	59.2	57.8	58.9	61.2	60.1	57.2
Top Speed [km/h]	60.8	61.1	61.3	58.8	61.9	63.1	61.2	60.0
Avg. Dist. to Rail [m]	7.1	0.4	0.2	0.4	0.6	0.3	1.7	3.5
Avg. Stride Freq. [Hz]	2.2	2.2	2.2	2.2	2.2	2.3	2.3	2.3
Avg. Stride Length [m]	6.3	7.5	7.4	7.4	7.3	7.4	7.3	7.0

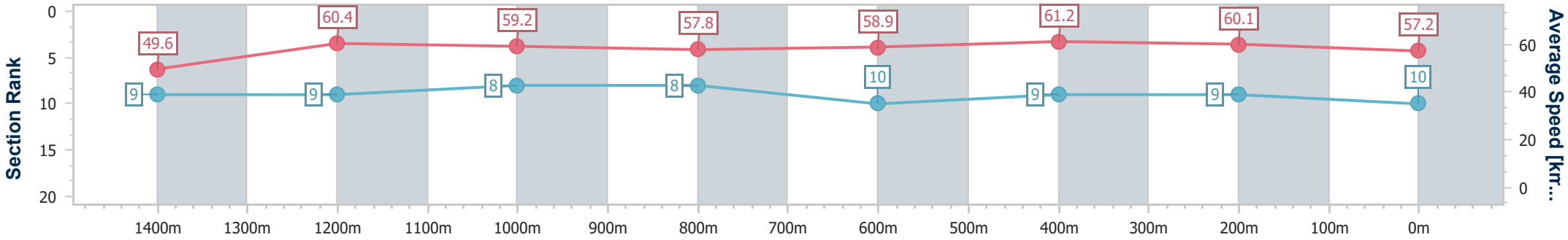

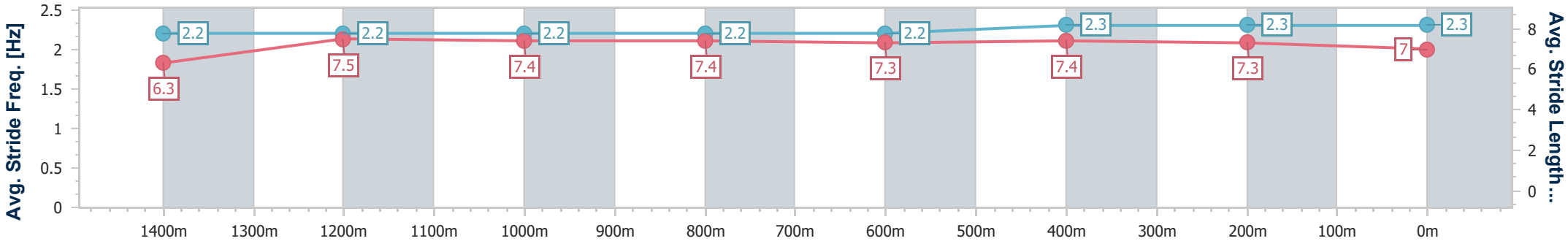

[ ]	Ranking at each section and finish
-:--.--	No data available at this section
NA	No data available

data processed by TRIPLESDATA

Horse/Jockey Name	Noah 'N' A Deel
Final Rank	11
Fastest Section Time (Section)	0:11.74 (600m)
Top Speed [km/h] (Section)	63.3 (Overall)
Race State	Finished

DoombenProfessional

Race 1: XXXX BENCHMARK 85 Handicap - 1600m

17 May 2025 - 11:48

Track Rating: Heavy 8, Weather: Overcast, Rail Position: True

BRISBANE RACING CLUB

Section	Overall	1400m	1200m	1000m	800m	600m	400m	200m
Section Times	1:39.77 [11] (0:14.77)	1:25.00 [11] (0:11.96)	1:13.04 [11] (0:12.29)	1:00.75 [13] (0:12.44)	0:48.31 [13] (0:12.10)	0:36.21 [13] (0:11.74)	0:24.47 [11] (0:11.87)	0:12.60 [11] (0:12.60)
Average Speed [km/h]	48.8	60.1	58.6	58.1	59.5	61.4	60.7	57.7
Top Speed [km/h]	63.3	62.0	61.5	59.4	62.7	63.2	61.6	60.6
Avg. Dist. to Rail [m]	4.3	0.7	1.2	0.9	0.1	0.4	2.0	3.9
Avg. Stride Freq. [Hz]	2.2	2.3	2.2	2.2	2.3	2.4	2.3	2.2
Avg. Stride Length [m]	6.2	7.4	7.3	7.4	7.4	7.3	7.4	7.1

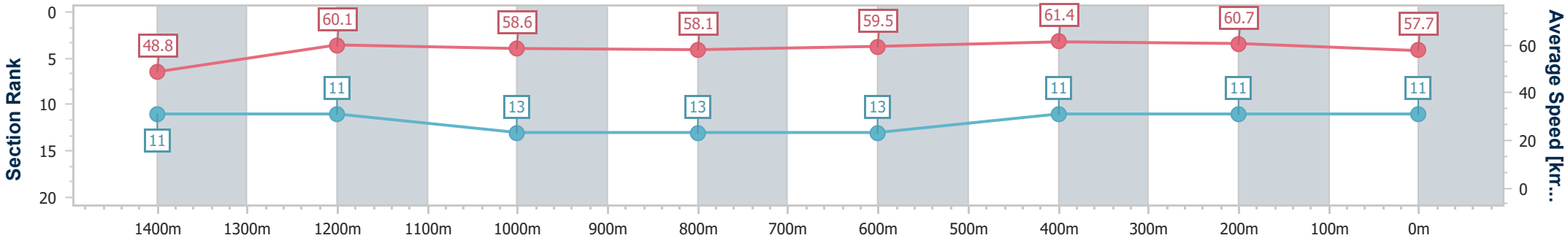

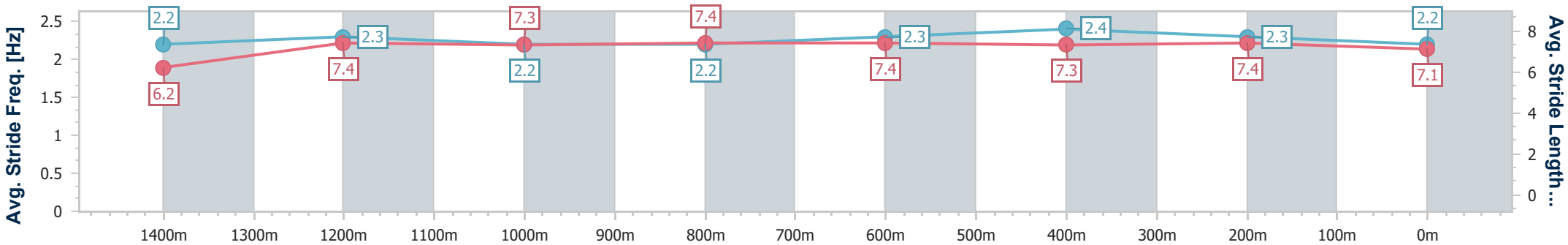

[ ]	Ranking at each section and finish
-:--.--	No data available at this section
NA	No data available

data processed by TRIPLESDATA

Horse/Jockey Name	Red Top
Final Rank	12
Fastest Section Time (Section)	0:11.74 (600m)
Top Speed [km/h] (Section)	62.5 (600m)
Race State	Finished

DoombenProfessional

Race 1: XXXX BENCHMARK 85 Handicap - 1600m

17 May 2025 - 11:48

Track Rating: Heavy 8, Weather: Overcast, Rail Position: True

BRISBANE RACING CLUB

Section	Overall	1400m	1200m	1000m	800m	600m	400m	200m
Section Times	1:40.06 [12] (0:15.07)	1:24.99 [15] (0:12.35)	1:12.64 [15] (0:12.23)	1:00.41 [15] (0:12.24)	0:48.17 [15] (0:11.93)	0:36.24 [15] (0:11.74)	0:24.50 [15] (0:11.91)	0:12.59 [14] (0:12.59)
Average Speed [km/h]	47.9	58.9	59.0	58.8	59.9	61.8	60.6	57.5
Top Speed [km/h]	59.4	60.0	61.0	59.9	62.0	62.5	61.2	59.4
Avg. Dist. to Rail [m]	9.8	1.8	0.2	0.6	0.6	0.7	5.0	9.5
Avg. Stride Freq. [Hz]	2.2	2.3	2.2	2.2	2.3	2.3	2.3	2.3
Avg. Stride Length [m]	6.1	7.2	7.3	7.4	7.4	7.4	7.3	7.0

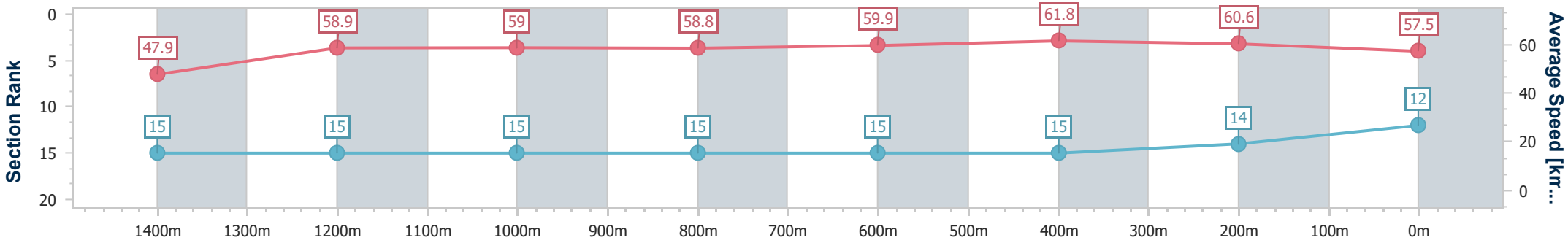

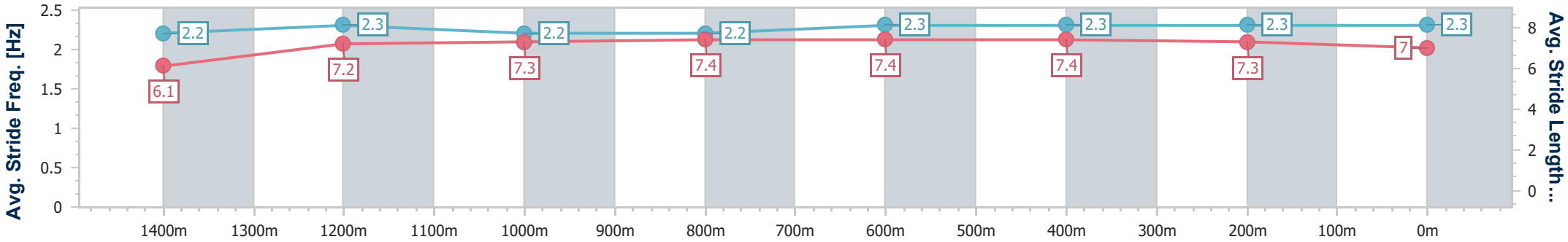

[ ]	Ranking at each section and finish
-:--.--	No data available at this section
NA	No data available

data processed by TRIPLESDATA

Horse/Jockey Name	Eaglemont
Final Rank	13
Fastest Section Time (Section)	0:11.81 (400m)
Top Speed [km/h] (Section)	62.8 (400m)
Race State	Finished

TAB

DoombenProfessional

Race 1: XXXX BENCHMARK 85 Handicap - 1600m

17 May 2025 - 11:48

Track Rating: Heavy 8, Weather: Overcast, Rail Position: True

BRISBANE RACING CLUB

Section	Overall	1400m	1200m	1000m	800m	600m	400m	200m
Section Times	1:40.20 [13] (0:14.78)	1:25.42 [12] (0:11.87)	1:13.55 [10] (0:12.32)	1:01.23 [11] (0:12.45)	0:48.78 [12] (0:12.11)	0:36.67 [12] (0:11.91)	0:24.76 [13] (0:11.81)	0:12.95 [12] (0:12.95)
Average Speed [km/h]	48.6	60.0	58.6	57.5	59.5	60.4	61.2	56.1
Top Speed [km/h]	62.3	61.6	60.1	59.4	61.3	61.8	62.8	60.2
Avg. Dist. to Rail [m]	2.0	1.6	0.8	0.6	0.4	0.3	1.6	2.2
Avg. Stride Freq. [Hz]	2.2	2.3	2.2	2.2	2.3	2.3	2.3	2.2
Avg. Stride Length [m]	6.2	7.3	7.3	7.3	7.3	7.2	7.3	7.0

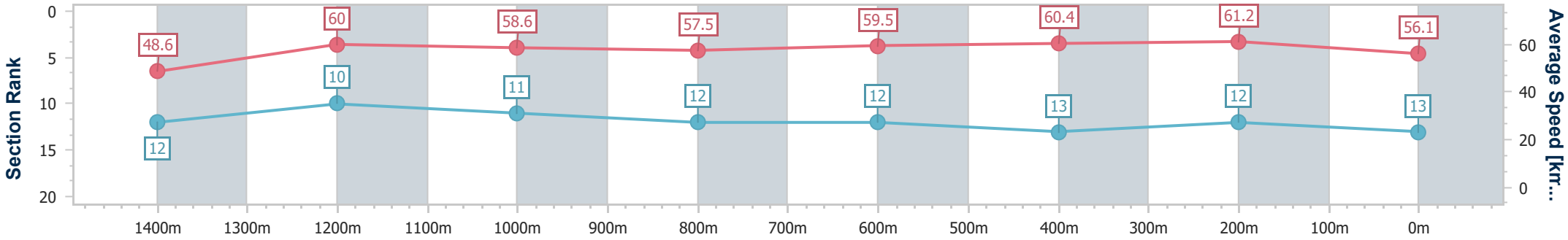

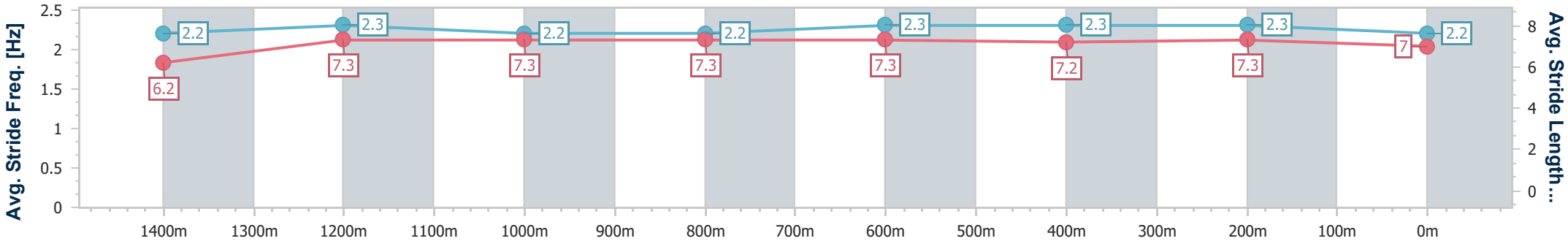

[ ]	Ranking at each section and finish
-:--.--	No data available at this section
NA	No data available

data processed by TRIPLESDATA

Horse/Jockey Name	Shihab
Final Rank	14
Fastest Section Time (Section)	0:11.74 (600m)
Top Speed [km/h] (Section)	63.0 (600m)
Race State	Finished

DoombenProfessional

Race 1: XXXX BENCHMARK 85 Handicap - 1600m

17 May 2025 - 11:48

Track Rating: Heavy 8, Weather: Overcast, Rail Position: True

BRISBANE RACING CLUB

Section	Overall	1400m	1200m	1000m	800m	600m	400m	200m
Section Times	1:40.41 [14] (0:15.01)	1:25.40 [14] (0:11.82)	1:13.58 [13] (0:12.39)	1:01.19 [14] (0:12.54)	0:48.65 [14] (0:12.05)	0:36.60 [14] (0:11.74)	0:24.86 [14] (0:11.74)	0:13.12 [13] (0:13.12)
Average Speed [km/h]	48.1	60.5	58.3	57.2	59.7	62.1	62.0	55.3
Top Speed [km/h]	62.1	62.3	60.0	59.2	62.8	63.0	62.7	60.0
Avg. Dist. to Rail [m]	7.3	0.4	0.8	0.8	0.5	1.8	7.2	9.7
Avg. Stride Freq. [Hz]	2.1	2.2	2.1	2.2	2.2	2.3	2.4	2.2
Avg. Stride Length [m]	6.3	7.6	7.6	7.4	7.4	7.4	7.2	6.8

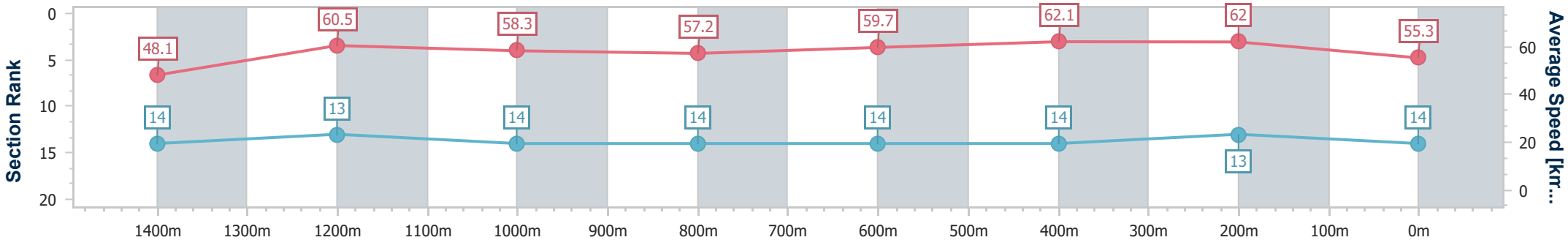

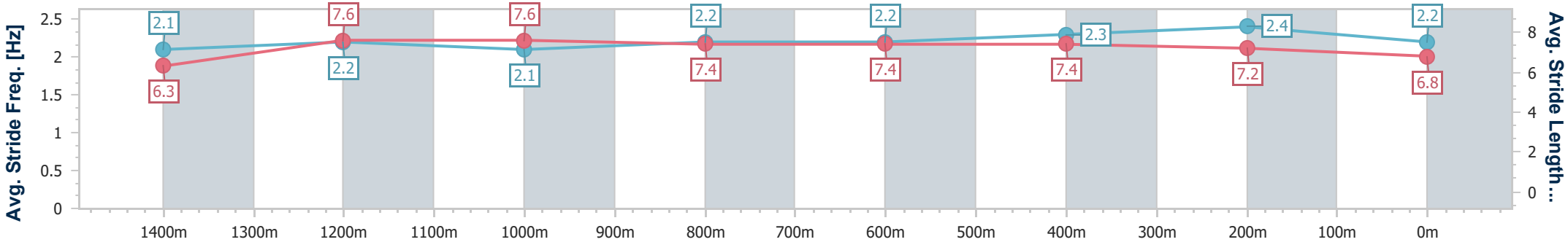

[ ]	Ranking at each section and finish
-:--.--	No data available at this section
NA	No data available

data processed by TRIPLESDATA

Horse/Jockey Name	Caprice Des Dieux
Final Rank	15
Fastest Section Time (Section)	0:12.06 (600m)
Top Speed [km/h] (Section)	62.8 (Overall)
Race State	Finished

DoombenProfessional

Race 1: XXXX BENCHMARK 85 Handicap - 1600m

17 May 2025 - 11:48

Track Rating: Heavy 8, Weather: Overcast, Rail Position: True

BRISBANE RACING CLUB

Section	Overall	1400m	1200m	1000m	800m	600m	400m	200m
Section Times	1:41.84 [15] (0:14.27)	1:27.57 [7] (0:12.17)	1:15.40 [8] (0:12.26)	1:03.14 [9] (0:12.48)	0:50.66 [10] (0:12.15)	0:38.51 [11] (0:12.06)	0:26.45 [12] (0:12.56)	0:13.89 [15] (0:13.89)
Average Speed [km/h]	50.6	59.5	58.8	57.8	59.1	59.3	57.2	52.1
Top Speed [km/h]	62.8	61.5	60.8	59.0	61.5	61.6	58.8	55.4
Avg. Dist. to Rail [m]	6.6	1.0	1.0	0.4	0.3	0.8	1.0	1.0
Avg. Stride Freq. [Hz]	2.4	2.4	2.3	2.3	2.4	2.4	2.4	2.2
Avg. Stride Length [m]	5.8	7.0	7.0	7.0	7.0	6.9	6.7	6.5

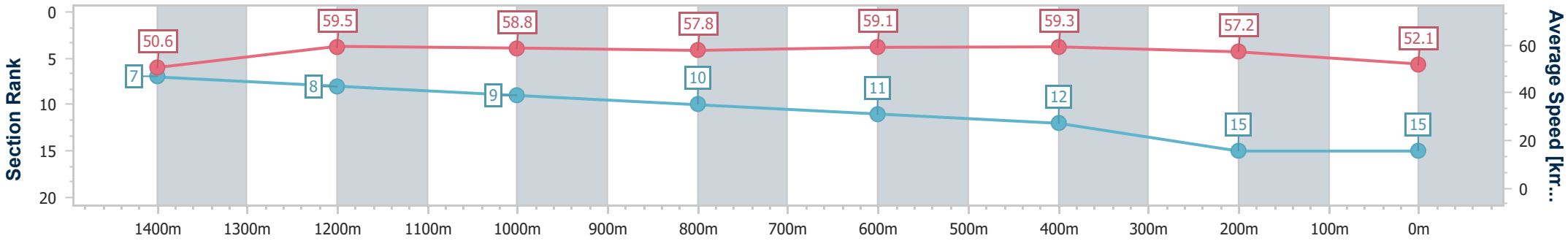

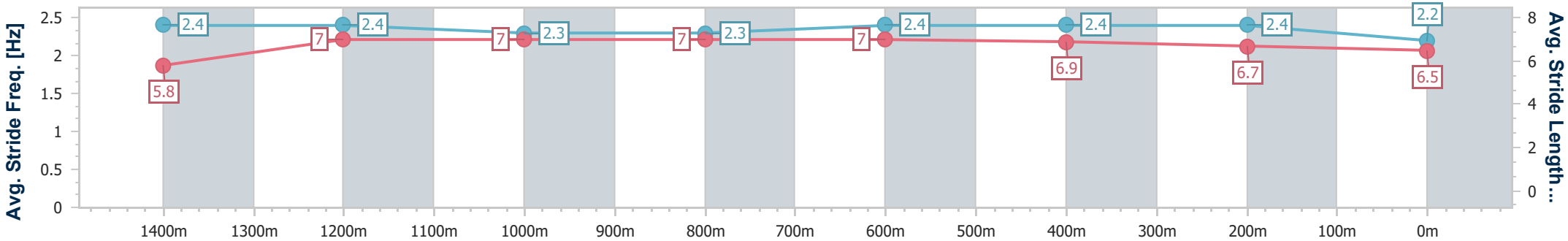

[ ]	Ranking at each section and finish
-:--.--	No data available at this section
NA	No data available

data processed by TRIPLESDATA

DoombenProfessional

Race 2: THE STAR BENCHMARK 78 Handicap - 1350m

17 May 2025 - 12:24

BRISBANE RACING CLUB

Track Rating: Heavy 8, Weather: Overcast, Rail Position: True

Section	Overall	1200m	1000m	800m	600m	400m	Last 600m
Field Times	1:22.50 (0:11.23)	1:11.27 (0:11.27)	1:00.00 (0:11.59)	0:48.41 (0:11.90)	0:36.51 (0:12.07)	0:24.44 (0:11.93)	0:36.51

Rank	TAB	Horse/Jockey	Barrier	Top Speed [km/h]	Fastest Section	Overall	1200m	1000m	800m	600m	400m	Last 600m	Distance Travelled [m]
1	9	SUPER DUCK	15	65.1	0:11.23	1:22.50 [1]	1:11.27 [1]	1:00.00 [1]	0:48.41 [1]	0:36.51 [1]	0:24.44 [1]	0:36.51	
		Bailey Wheeler		1200m	Overall	(0:11.23)	(0:11.27)	(0:11.59)	(0:11.90)	(0:12.07)	(0:11.93)		
2	14	BANANA SLIDE	7	65.8	0:11.26	1:22.66 [2]	1:10.58 [10]	0:58.64 [13]	0:46.65 [13]	0:35.21 [12]	0:23.48 [11]	0:35.21	+1
		Kyle Wilson-Taylor		400m	400m	(0:12.08)	(0:11.94)	(0:11.99)	(0:11.44)	(0:11.73)	(0:11.26)		
3	1	PREMISE	8	63.8	0:11.56	1:22.77 [3]	1:10.87 [9]	0:59.19 [9]	0:47.35 [10]	0:35.79 [8]	0:24.07 [7]	0:35.79	+1
		Emily Lang		800m	800m	(0:11.90)	(0:11.68)	(0:11.84)	(0:11.56)	(0:11.72)	(0:11.58)		
4	16	JEALOUS	6	64.2	0:11.58	1:22.84 [4]	1:10.95 [8]	0:59.28 [8]	0:47.43 [9]	0:35.76 [9]	0:23.86 [9]	0:35.76	+5
		Rachel King		400m	400m	(0:11.89)	(0:11.67)	(0:11.85)	(0:11.67)	(0:11.90)	(0:11.58)		
5	3	NAVAL TRADER	5	65.0	0:11.37	1:23.01 [5]	1:11.22 [7]	0:59.85 [5]	0:48.18 [5]	0:36.50 [5]	0:24.48 [5]	0:36.50	+0
		Joshua Parr		1200m	1200m	(0:11.79)	(0:11.37)	(0:11.67)	(0:11.68)	(0:12.02)	(0:11.88)		
6	8	STARRY EYES	11	66.2	0:11.28	1:23.02 [6]	1:11.50 [4]	1:00.22 [3]	0:48.55 [3]	0:36.74 [3]	0:24.75 [3]	0:36.74	+0
		Ron Stewart		1200m	1200m	(0:11.52)	(0:11.28)	(0:11.67)	(0:11.81)	(0:11.99)	(0:11.93)		
7	2	DEEP RESPECT	1	63.7	0:11.50	1:23.02 [7]	1:11.24 [6]	0:59.74 [6]	0:48.08 [6]	0:36.39 [6]	0:24.39 [6]	0:36.39	-2
		Jag Guthmann-Chester		1200m	1200m	(0:11.78)	(0:11.50)	(0:11.66)	(0:11.69)	(0:12.00)	(0:11.78)		
8	5	FLASHING STEEL	10	64.5	0:11.45	1:23.06 [8]	1:11.59 [3]	1:00.14 [4]	0:48.50 [4]	0:36.77 [4]	0:24.62 [4]	0:36.77	+0
		Jamie Mott		1200m	1200m	(0:11.47)	(0:11.45)	(0:11.64)	(0:11.73)	(0:12.15)	(0:11.80)		
9	10	WINSOME STAR	12	64.7	0:11.39	1:23.16 [9]	1:10.90 [13]	0:59.37 [12]	0:47.49 [11]	0:35.90 [11]	0:24.07 [10]	0:35.90	+3
		Robbie Dolan		400m	400m	(0:12.26)	(0:11.53)	(0:11.88)	(0:11.59)	(0:11.83)	(0:11.39)		
10	4	EN POINTE	13	64.9	0:11.29	1:23.35 [10]	1:12.04 [2]	1:00.75 [2]	0:49.11 [2]	0:37.31 [2]	0:25.25 [2]	0:37.31	-5
		Tahlia Fenlon		1200m	1200m	(0:11.31)	(0:11.29)	(0:11.64)	(0:11.80)	(0:12.06)	(0:12.06)		

Scratched: Terrestar (#7), Ocean Alps (#6), Fighting Idol (#11)

[ ]	Ranking at each section and finish	SCN	Saddle cloth number
-:--.--	No data available at this section	DNF	Did not finish
NA	No data available	DNT	Did not track

data processed by TRIPLESDATA

DoombenProfessional

Race 2: THE STAR BENCHMARK 78 Handicap - 1350m

17 May 2025 - 12:24

BRISBANE RACING CLUB

Track Rating: Heavy 8, Weather: Overcast, Rail Position: True

Section	Overall	1200m	1000m	800m	600m	400m	Last 600m
Field Times	1:22.50 (0:11.23)	1:11.27 (0:11.27)	1:00.00 (0:11.59)	0:48.41 (0:11.90)	0:36.51 (0:12.07)	0:24.44 (0:11.93)	0:36.51

Rank	TAB	Horse/Jockey	Barrier	Top Speed [km/h]	Fastest Section	Overall	1200m	1000m	800m	600m	400m	Last 600m	Distance Travelled [m]
11	12	**LINKS**	3	63.6	0:11.56	1:23.35 [11]	1:11.61 [5]	1:00.05 [7]	0:48.21 [7]	0:36.43 [7]	0:24.44 [8]	0:36.43	-3
		Cody Collis		1200m	1200m	(0:11.74)	(0:11.56)	(0:11.84)	(0:11.78)	(0:11.99)	(0:11.70)		
12	15	**MOSZUR**	9	63.8	0:11.59	1:23.45 [12]	1:11.30 [12]	0:59.71 [11]	0:47.74 [12]	0:35.91 [13]	0:24.14 [12]	0:35.91	+1
		Tim Clark		1200m	1200m	(0:12.15)	(0:11.59)	(0:11.97)	(0:11.83)	(0:11.77)	(0:11.63)		
13	13	**THE CULLINAN**	4	64.1	0:11.55	1:27.36 [13]	1:15.25 [11]	1:03.70 [10]	0:51.97 [8]	0:40.17 [10]	0:28.00 [13]	0:40.17	-3
		Luke Tarrant		1200m	1200m	(0:12.11)	(0:11.55)	(0:11.73)	(0:11.80)	(0:12.17)	(0:12.77)		

Scratched: Terrestar (#7), Ocean Alps (#6), Fighting Idol (#11)

[ ]	Ranking at each section and finish	**SCN**	Saddle cloth number
-:--.--	No data available at this section	**DNF**	Did not finish
NA	No data available	**DNT**	Did not track

data processed by TRIPLESDATA

DoombenProfessional

Race 2: THE STAR BENCHMARK 78 Handicap - 1350m

17 May 2025 - 12:24

BRISBANE RACING CLUB

Track Rating: Heavy 8, Weather: Overcast, Rail Position: True

Section	200m	Last 600m
Field Times	0:12.51 (0:12.51)	0:36.51

Rank	TAB	Horse/Jockey	Barrier	Top Speed [km/h]	Fastest Section		Margin		Distance Travelled [m]
1	9	**SUPER DUCK**	15	65.1	0:11.23	0:12.51 [1]	1:22.50	0:36.51	
		Bailey Wheeler		1200m	Overall	(0:12.51)			
2	14	**BANANA SLIDE**	7	65.8	0:11.26	0:12.22 [8]	0.94L	0:35.21	+1
		Kyle Wilson-Taylor		400m	400m	(0:12.22)			
3	1	**PREMISE**	8	63.8	0:11.56	0:12.49 [5]	1.58L	0:35.79	+1
		Emily Lang		800m	800m	(0:12.49)			
4	16	**JEALOUS**	6	64.2	0:11.58	0:12.28 [10]	2.02L	0:35.76	+5
		Rachel King		400m	400m	(0:12.28)			
5	3	**NAVAL TRADER**	5	65.0	0:11.37	0:12.60 [6]	3L	0:36.50	+0
		Joshua Parr		1200m	1200m	(0:12.60)			
6	8	**STARRY EYES**	11	66.2	0:11.28	0:12.82 [3]	3.08L	0:36.74	+0
		Ron Stewart		1200m	1200m	(0:12.82)			
7	2	**DEEP RESPECT**	1	63.7	0:11.50	0:12.61 [7]	3.11L	0:36.39	-2
		Jag Guthmann-Chester		1200m	1200m	(0:12.61)			
8	5	**FLASHING STEEL**	10	64.5	0:11.45	0:12.82 [4]	3.31L	0:36.77	+0
		Jamie Mott		1200m	1200m	(0:12.82)			
9	10	**WINSOME STAR**	12	64.7	0:11.39	0:12.68 [9]	3.88L	0:35.90	+3
		Robbie Dolan		400m	400m	(0:12.68)			
10	4	**EN POINTE**	13	64.9	0:11.29	0:13.19 [2]	5L	0:37.31	-5
		Tahlia Fenlon		1200m	1200m	(0:13.19)			

Scratched: Terrestar (#7), Ocean Alps (#6), Fighting Idol (#11)

[ ]	Ranking at each section and finish	**SCN**	Saddle cloth number
-:--.--	No data available at this section	**DNF**	Did not finish
NA	No data available	**DNT**	Did not track

data processed by TRIPLESDATA

DoombenProfessional

Race 2: THE STAR BENCHMARK 78 Handicap - 1350m

17 May 2025 - 12:24

BRISBANE RACING CLUB

Track Rating: Heavy 8, Weather: Overcast, Rail Position: True

Section	200m	Last 600m
Field Times	0:12.51 (0:12.51)	0:36.51

Rank	TAB	Horse/Jockey	Barrier	Top Speed [km/h]	Fastest Section		Margin			Distance Travelled [m]
11	12	**LINKS**	3	63.6	0:11.56	0:12.74 [11]	5.01L		0:36.43	-3
		Cody Collis		1200m	1200m	(0:12.74)				
12	15	**MOSZUR**	9	63.8	0:11.59	0:12.51 [12]	5.61L		0:35.91	+1
		Tim Clark		1200m	1200m	(0:12.51)				
13	13	**THE CULLINAN**	4	64.1	0:11.55	0:15.23 [13]	28.6L		0:40.17	-3
		Luke Tarrant		1200m	1200m	(0:15.23)				

Scratched: Terrestar (#7), Ocean Alps (#6), Fighting Idol (#11)

[ ]	Ranking at each section and finish	**SCN**	Saddle cloth number
-:--.--	No data available at this section	**DNF**	Did not finish
NA	No data available	**DNT**	Did not track

data processed by TRIPLESDATA

Horse/Jockey Name	Super Duck
Final Rank	1
Fastest Section Time (Section)	0:11.23 (Overall)
Top Speed [km/h] (Section)	65.1 (1200m)
Race State	Finished

DoombenProfessional

Race 2: THE STAR BENCHMARK 78 Handicap - 1350m

17 May 2025 - 12:24

Track Rating: Heavy 8, Weather: Overcast, Rail Position: True

BRISBANE RACING CLUB

Section	Overall	1200m	1000m	800m	600m	400m	200m
Section Times	1:22.50 [1] (0:11.23)	1:11.27 [1] (0:11.27)	1:00.00 [1] (0:11.59)	0:48.41 [1] (0:11.90)	0:36.51 [1] (0:12.07)	0:24.44 [1] (0:11.93)	0:12.51 [1] (0:12.51)
Average Speed [km/h]	48.0	64.2	61.9	60.7	60.1	60.3	57.7
Top Speed [km/h]	63.4	65.1	63.1	61.7	61.2	61.4	60.7
Avg. Dist. to Rail [m]	12.3	2.3	0.6	0.6	0.9	1.8	4.6
Avg. Stride Freq. [Hz]	2.3	2.5	2.4	2.4	2.4	2.4	2.4
Avg. Stride Length [m]	5.8	7.3	7.2	7.1	6.9	7.0	6.7

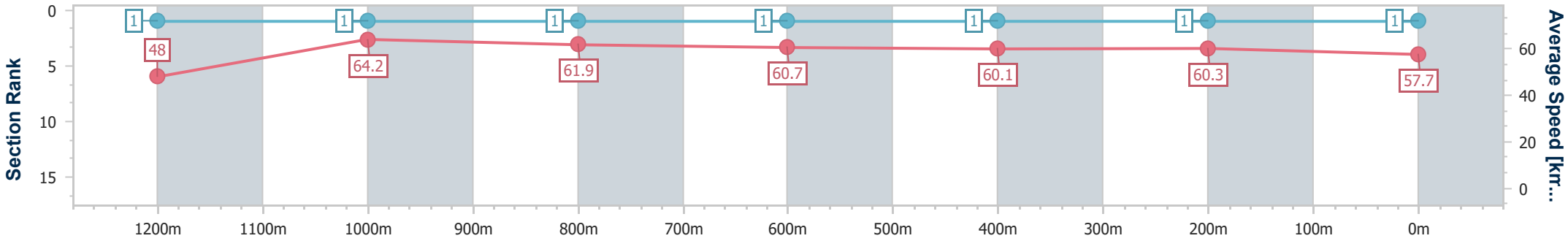

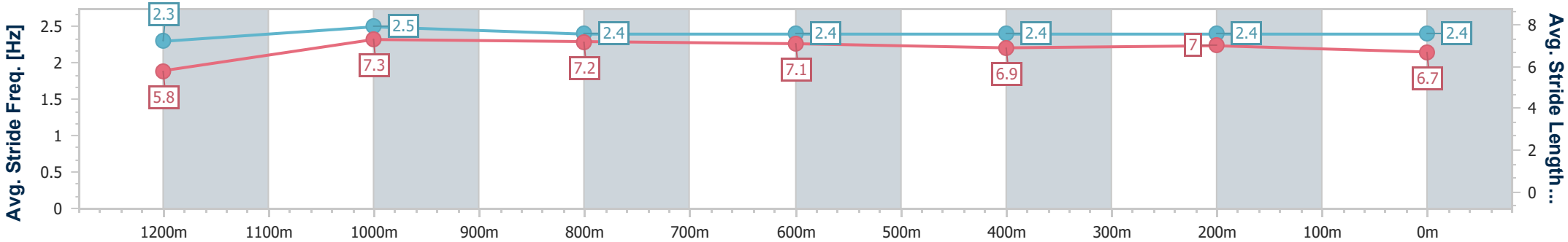

[ ]	Ranking at each section and finish
-:--.--	No data available at this section
NA	No data available

data processed by TRIPLESDATA

Horse/Jockey Name	Banana Slide
Final Rank	2
Fastest Section Time (Section)	0:11.26 (400m)
Top Speed [km/h] (Section)	65.8 (400m)
Race State	Finished

DoombenProfessional

Race 2: THE STAR BENCHMARK 78 Handicap - 1350m

17 May 2025 - 12:24

Track Rating: Heavy 8, Weather: Overcast, Rail Position: True

BRISBANE RACING CLUB

Section	Overall	1200m	1000m	800m	600m	400m	200m
Section Times	1:22.66 [2] (0:12.08)	1:10.58 [10] (0:11.94)	0:58.64 [13] (0:11.99)	0:46.65 [13] (0:11.44)	0:35.21 [12] (0:11.73)	0:23.48 [11] (0:11.26)	0:12.22 [8] (0:12.22)
Average Speed [km/h]	44.7	60.4	60.2	62.9	61.5	64.3	59.0
Top Speed [km/h]	57.9	61.7	62.3	64.1	63.7	65.8	63.0
Avg. Dist. to Rail [m]	7.0	4.1	1.8	0.3	0.8	6.4	10.7
Avg. Stride Freq. [Hz]	2.2	2.3	2.2	2.3	2.3	2.4	2.4
Avg. Stride Length [m]	5.6	7.4	7.5	7.6	7.4	7.3	7.0

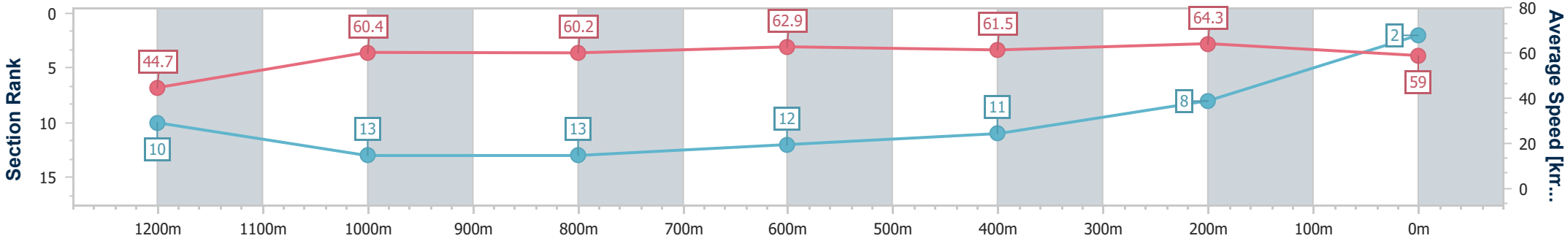

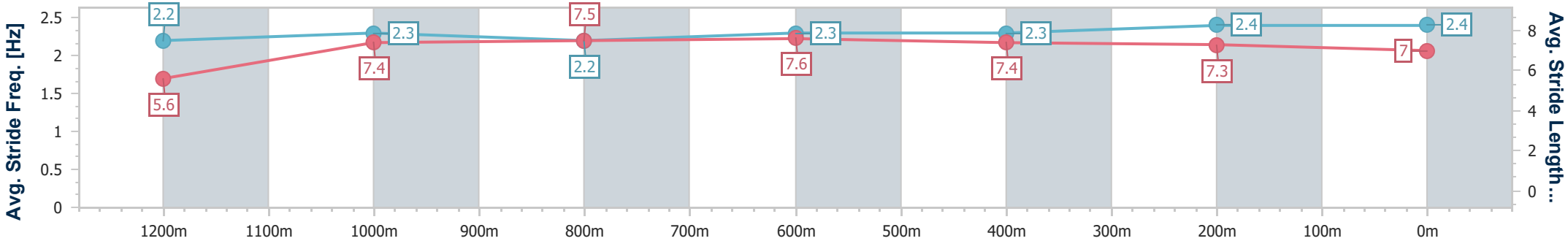

[ ]	Ranking at each section and finish
-:--.--	No data available at this section
NA	No data available

data processed by TRIPLESDATA

Horse/Jockey Name	Premise
Final Rank	3
Fastest Section Time (Section)	0:11.56 (800m)
Top Speed [km/h] (Section)	63.8 (800m)
Race State	Finished

DoombenProfessional

Race 2: THE STAR BENCHMARK 78 Handicap - 1350m

17 May 2025 - 12:24

Track Rating: Heavy 8, Weather: Overcast, Rail Position: True

BRISBANE RACING CLUB

Section	Overall	1200m	1000m	800m	600m	400m	200m
Section Times	1:22.77 [3] (0:11.90)	1:10.87 [9] (0:11.68)	0:59.19 [9] (0:11.84)	0:47.35 [10] (0:11.56)	0:35.79 [8] (0:11.72)	0:24.07 [7] (0:11.58)	0:12.49 [5] (0:12.49)
Average Speed [km/h]	45.3	61.6	61.1	62.5	61.6	62.5	57.7
Top Speed [km/h]	61.8	63.5	63.0	63.8	63.2	63.7	60.6
Avg. Dist. to Rail [m]	8.1	3.0	1.6	0.6	0.7	3.9	8.0
Avg. Stride Freq. [Hz]	2.3	2.3	2.3	2.4	2.4	2.5	2.4
Avg. Stride Length [m]	5.6	7.4	7.3	7.3	7.2	7.1	6.6

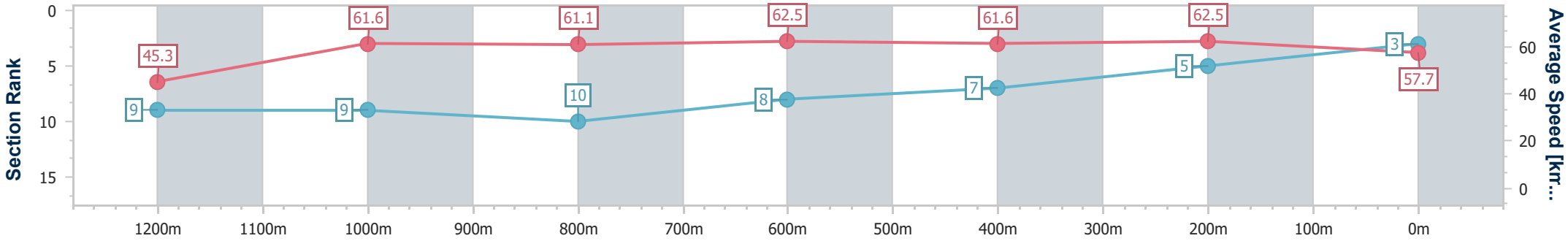

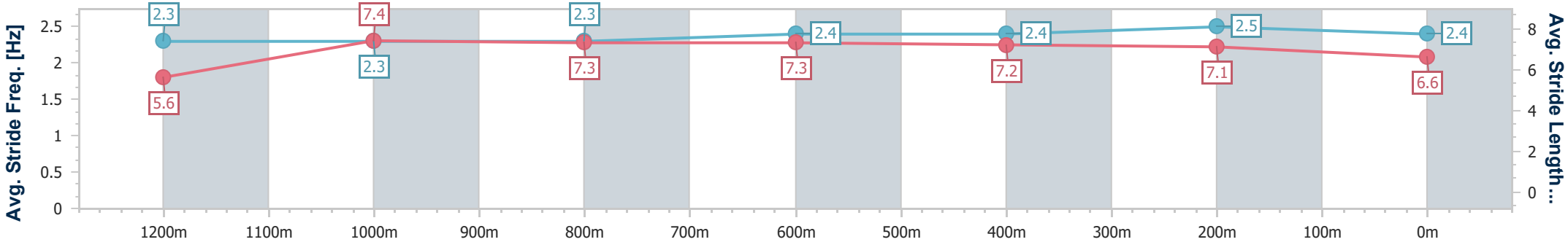

[ ]	Ranking at each section and finish
-:--.--	No data available at this section
NA	No data available

data processed by TRIPLESDATA

Horse/Jockey Name	Jealous
Final Rank	4
Fastest Section Time (Section)	0:11.58 (400m)
Top Speed [km/h] (Section)	64.2 (400m)
Race State	Finished

DoombenProfessional

Race 2: THE STAR BENCHMARK 78 Handicap - 1350m

17 May 2025 - 12:24

Track Rating: Heavy 8, Weather: Overcast, Rail Position: True

BRISBANE RACING CLUB

Section	Overall	1200m	1000m	800m	600m	400m	200m
Section Times	1:22.84 [4] (0:11.89)	1:10.95 [8] (0:11.67)	0:59.28 [8] (0:11.85)	0:47.43 [9] (0:11.67)	0:35.76 [9] (0:11.90)	0:23.86 [9] (0:11.58)	0:12.28 [10] (0:12.28)
Average Speed [km/h]	45.3	61.9	60.9	62.3	61.5	62.5	58.7
Top Speed [km/h]	61.5	63.2	62.0	63.1	62.6	64.2	62.3
Avg. Dist. to Rail [m]	5.9	2.1	1.4	2.1	3.0	5.9	10.2
Avg. Stride Freq. [Hz]	2.2	2.4	2.4	2.4	2.4	2.4	2.4
Avg. Stride Length [m]	5.7	7.2	7.2	7.3	7.2	7.2	6.8

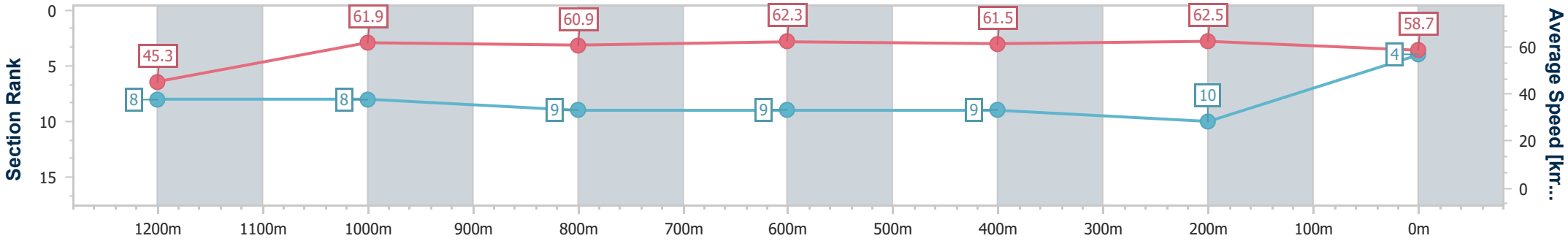

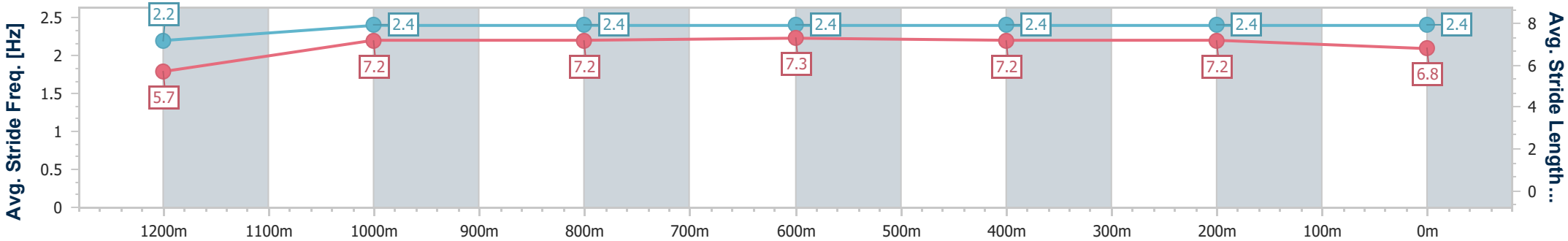

[ ]	Ranking at each section and finish
-:--.--	No data available at this section
NA	No data available

data processed by TRIPLESDATA

Horse/Jockey Name	Naval Trader
Final Rank	5
Fastest Section Time (Section)	0:11.37 (1200m)
Top Speed [km/h] (Section)	65.0 (1200m)
Race State	Finished

DoombenProfessional

Race 2: THE STAR BENCHMARK 78 Handicap - 1350m

17 May 2025 - 12:24

Track Rating: Heavy 8, Weather: Overcast, Rail Position: True

BRISBANE RACING CLUB

Section	Overall	1200m	1000m	800m	600m	400m	200m
Section Times	1:23.01 [5] (0:11.79)	1:11.22 [7] (0:11.37)	0:59.85 [5] (0:11.67)	0:48.18 [5] (0:11.68)	0:36.50 [5] (0:12.02)	0:24.48 [5] (0:11.88)	0:12.60 [6] (0:12.60)
Average Speed [km/h]	45.8	63.5	61.6	61.7	60.0	61.0	57.1
Top Speed [km/h]	63.3	65.0	62.4	62.4	60.9	62.2	60.6
Avg. Dist. to Rail [m]	5.3	2.3	0.7	0.3	0.5	3.7	6.1
Avg. Stride Freq. [Hz]	2.2	2.3	2.3	2.3	2.3	2.3	2.3
Avg. Stride Length [m]	5.8	7.7	7.6	7.5	7.3	7.2	7.0

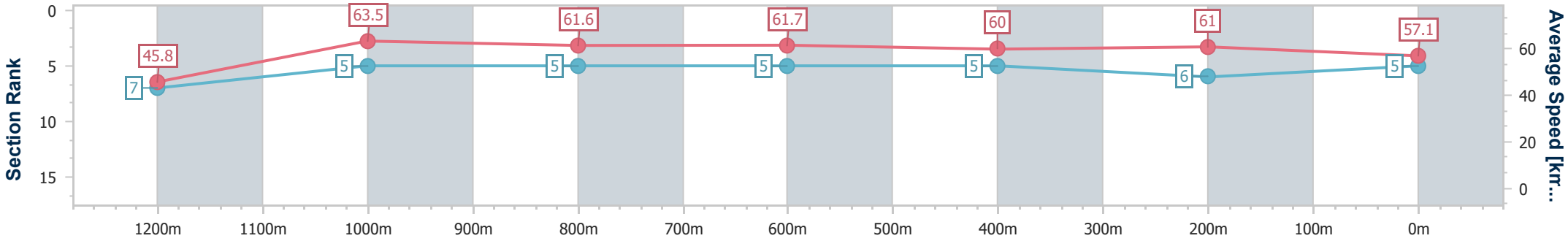

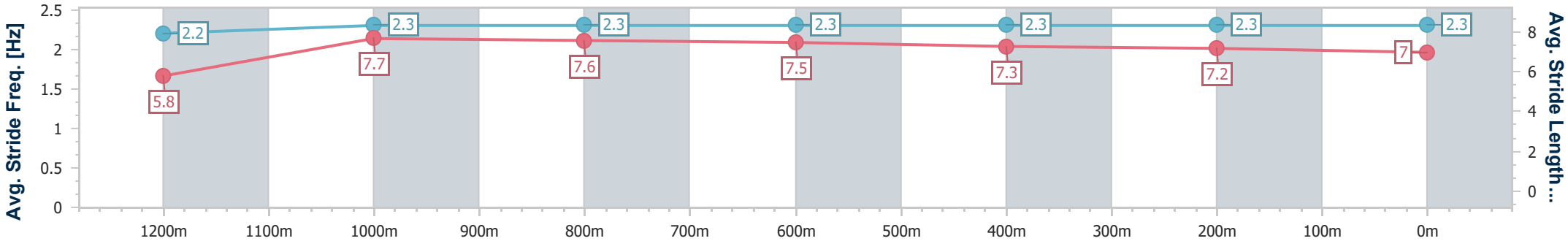

[ ]	Ranking at each section and finish
-:--.--	No data available at this section
NA	No data available

data processed by TRIPLESDATA

Horse/Jockey Name	Starry Eyes
Final Rank	6
Fastest Section Time (Section)	0:11.28 (1200m)
Top Speed [km/h] (Section)	66.2 (1200m)
Race State	Finished

DoombenProfessional

Race 2: THE STAR BENCHMARK 78 Handicap - 1350m

17 May 2025 - 12:24

Track Rating: Heavy 8, Weather: Overcast, Rail Position: True

BRISBANE RACING CLUB

Section	Overall	1200m	1000m	800m	600m	400m	200m
Section Times	1:23.02 [6] (0:11.52)	1:11.50 [4] (0:11.28)	1:00.22 [3] (0:11.67)	0:48.55 [3] (0:11.81)	0:36.74 [3] (0:11.99)	0:24.75 [3] (0:11.93)	0:12.82 [3] (0:12.82)
Average Speed [km/h]	46.7	63.8	62.1	61.3	60.1	60.2	56.3
Top Speed [km/h]	63.0	66.2	62.7	63.3	60.5	61.1	59.7
Avg. Dist. to Rail [m]	10.4	3.3	1.9	1.1	0.4	2.0	4.7
Avg. Stride Freq. [Hz]	2.3	2.4	2.3	2.3	2.3	2.3	2.3
Avg. Stride Length [m]	5.7	7.5	7.4	7.4	7.3	7.1	7.0

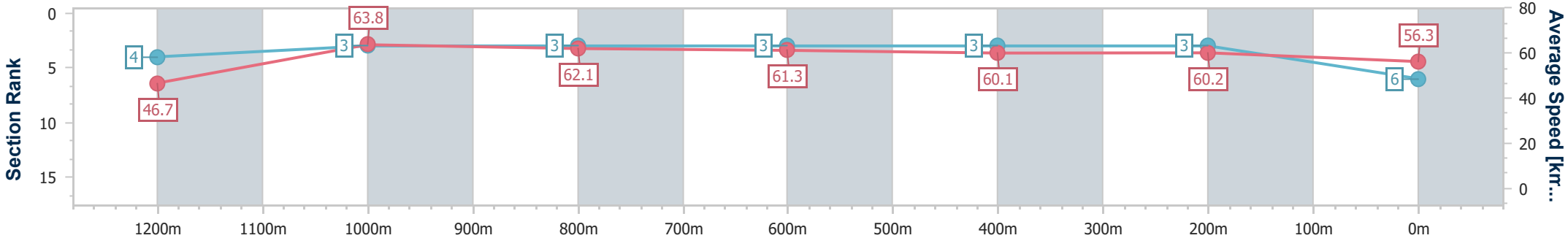

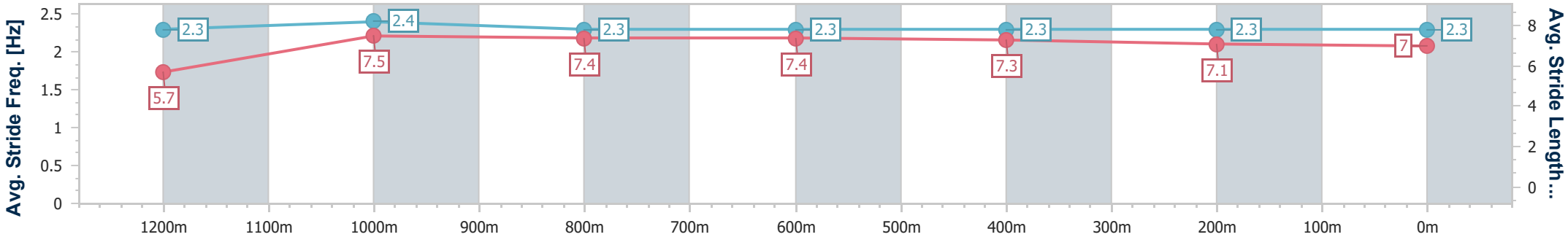

[ ]	Ranking at each section and finish
-:--.--	No data available at this section
NA	No data available

data processed by TRIPLESDATA

Horse/Jockey Name	Deep Respect
Final Rank	7
Fastest Section Time (Section)	0:11.50 (1200m)
Top Speed [km/h] (Section)	63.7 (1200m)
Race State	Finished

DoombenProfessional

Race 2: THE STAR BENCHMARK 78 Handicap - 1350m

17 May 2025 - 12:24

Track Rating: Heavy 8, Weather: Overcast, Rail Position: True

BRISBANE RACING CLUB

Section	Overall	1200m	1000m	800m	600m	400m	200m
Section Times	1:23.02 [7] (0:11.78)	1:11.24 [6] (0:11.50)	0:59.74 [6] (0:11.66)	0:48.08 [6] (0:11.69)	0:36.39 [6] (0:12.00)	0:24.39 [6] (0:11.78)	0:12.61 [7] (0:12.61)
Average Speed [km/h]	45.8	62.7	61.6	61.4	60.2	61.1	57.2
Top Speed [km/h]	62.5	63.7	62.2	62.5	61.3	62.1	60.5
Avg. Dist. to Rail [m]	2.7	0.6	0.4	0.5	0.2	2.9	3.5
Avg. Stride Freq. [Hz]	2.1	2.3	2.3	2.3	2.3	2.4	2.3
Avg. Stride Length [m]	6.0	7.5	7.5	7.3	7.2	7.2	6.9

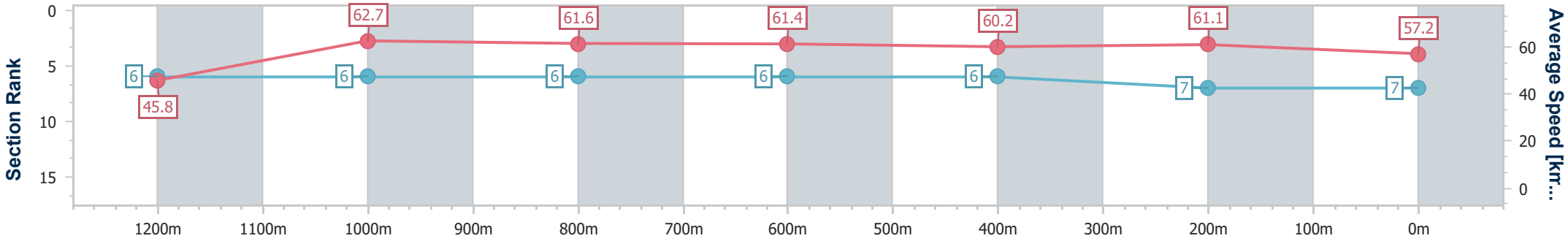

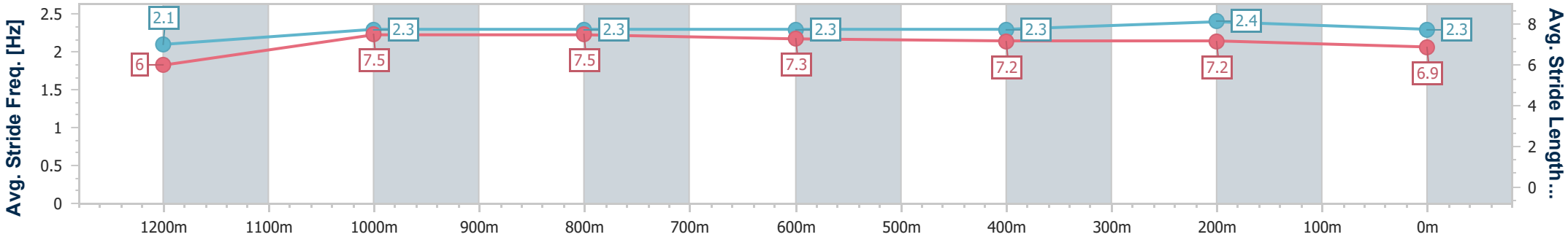

[ ]	Ranking at each section and finish
-:--.--	No data available at this section
NA	No data available

data processed by TRIPLESDATA

Horse/Jockey Name	Flashing Steel
Final Rank	8
Fastest Section Time (Section)	0:11.45 (1200m)
Top Speed [km/h] (Section)	64.5 (1200m)
Race State	Finished

DoombenProfessional

Race 2: THE STAR BENCHMARK 78 Handicap - 1350m

17 May 2025 - 12:24

Track Rating: Heavy 8, Weather: Overcast, Rail Position: True

BRISBANE RACING CLUB

Section	Overall	1200m	1000m	800m	600m	400m	200m
Section Times	1:23.06 [8] (0:11.47)	1:11.59 [3] (0:11.45)	1:00.14 [4] (0:11.64)	0:48.50 [4] (0:11.73)	0:36.77 [4] (0:12.15)	0:24.62 [4] (0:11.80)	0:12.82 [4] (0:12.82)
Average Speed [km/h]	47.1	62.9	61.8	61.2	59.7	61.3	56.2
Top Speed [km/h]	61.0	64.5	63.4	63.7	61.2	62.2	60.9
Avg. Dist. to Rail [m]	7.8	1.2	0.4	0.4	1.2	3.5	5.4
Avg. Stride Freq. [Hz]	2.3	2.4	2.3	2.4	2.4	2.5	2.4
Avg. Stride Length [m]	5.6	7.4	7.4	7.2	7.0	7.0	6.7

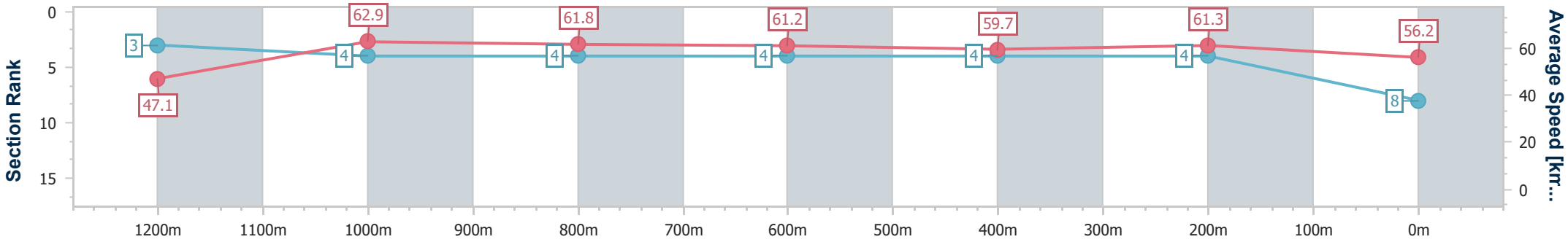

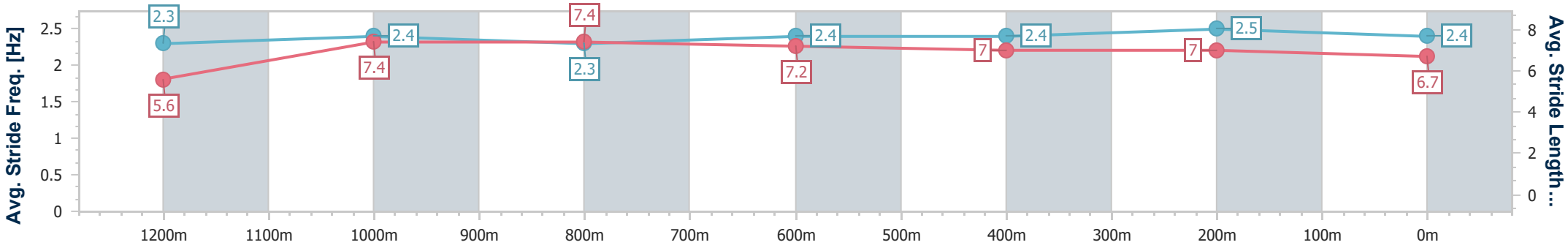

[ ]	Ranking at each section and finish
-:--.--	No data available at this section
NA	No data available

data processed by TRIPLESDATA

Horse/Jockey Name	Winsome Star
Final Rank	9
Fastest Section Time (Section)	0:11.39 (400m)
Top Speed [km/h] (Section)	64.7 (400m)
Race State	Finished

DoombenProfessional

Race 2: THE STAR BENCHMARK 78 Handicap - 1350m

17 May 2025 - 12:24

Track Rating: Heavy 8, Weather: Overcast, Rail Position: True

BRISBANE RACING CLUB

Section	Overall	1200m	1000m	800m	600m	400m	200m
Section Times	1:23.16 [9] (0:12.26)	1:10.90 [13] (0:11.53)	0:59.37 [12] (0:11.88)	0:47.49 [11] (0:11.59)	0:35.90 [11] (0:11.83)	0:24.07 [10] (0:11.39)	0:12.68 [9] (0:12.68)
Average Speed [km/h]	44.2	62.4	60.9	62.2	61.3	63.7	56.9
Top Speed [km/h]	60.3	64.6	62.5	63.4	62.3	64.7	63.7
Avg. Dist. to Rail [m]	8.7	2.4	1.2	0.7	1.5	6.7	12.1
Avg. Stride Freq. [Hz]	2.3	2.5	2.4	2.5	2.4	2.5	2.5
Avg. Stride Length [m]	5.3	7.0	6.9	7.0	7.0	7.0	6.5

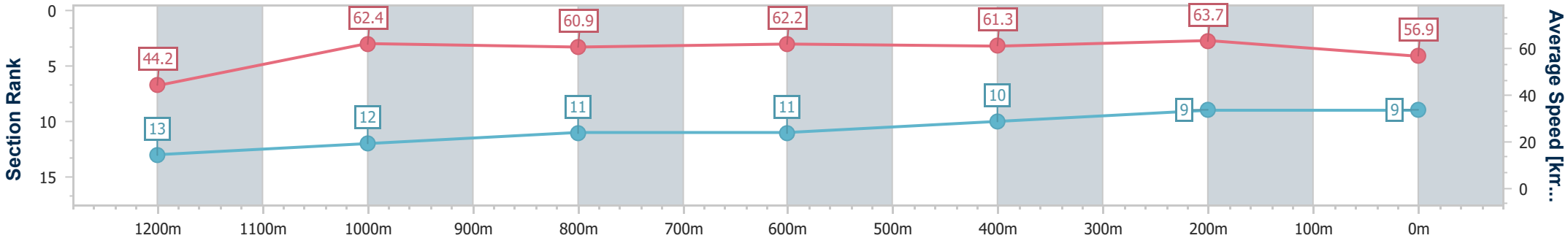

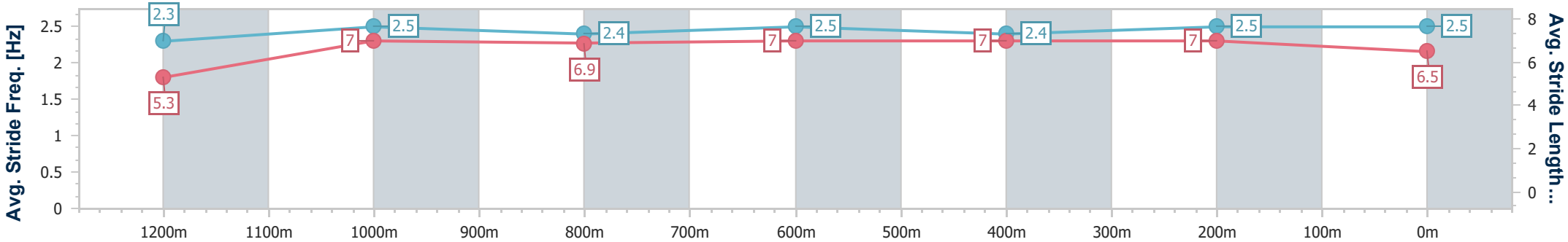

[ ]	Ranking at each section and finish
-:--.--	No data available at this section
NA	No data available

data processed by TRIPLESDATA

Horse/Jockey Name	En Pointe
Final Rank	10
Fastest Section Time (Section)	0:11.29 (1200m)
Top Speed [km/h] (Section)	64.9 (1200m)
Race State	Finished

DoombenProfessional

Race 2: THE STAR BENCHMARK 78 Handicap - 1350m

17 May 2025 - 12:24

Track Rating: Heavy 8, Weather: Overcast, Rail Position: True

BRISBANE RACING CLUB

Section	Overall	1200m	1000m	800m	600m	400m	200m
Section Times	1:23.35 [10] (0:11.31)	1:12.04 [2] (0:11.29)	1:00.75 [2] (0:11.64)	0:49.11 [2] (0:11.80)	0:37.31 [2] (0:12.06)	0:25.25 [2] (0:12.06)	0:13.19 [2] (0:13.19)
Average Speed [km/h]	47.7	63.8	61.8	60.9	59.3	59.4	54.6
Top Speed [km/h]	63.9	64.9	62.2	62.1	60.2	60.1	58.4
Avg. Dist. to Rail [m]	11.4	1.4	0.5	0.8	0.9	1.1	0.4
Avg. Stride Freq. [Hz]	2.4	2.3	2.3	2.3	2.3	2.4	2.3
Avg. Stride Length [m]	5.6	7.5	7.4	7.2	7.0	7.0	6.7

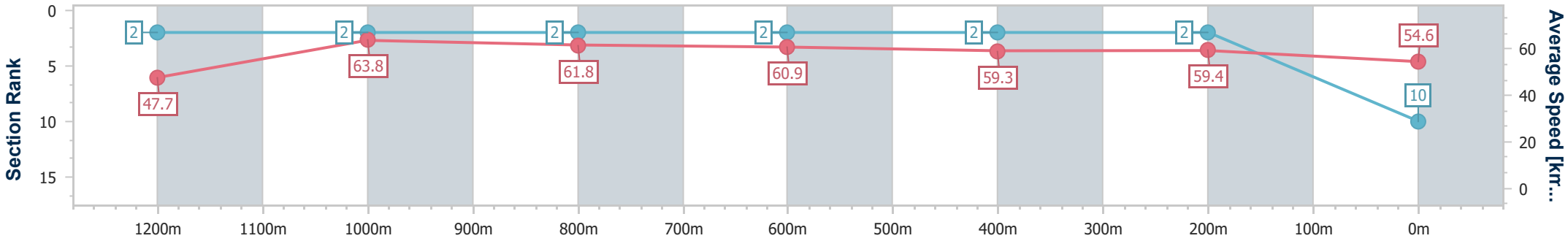

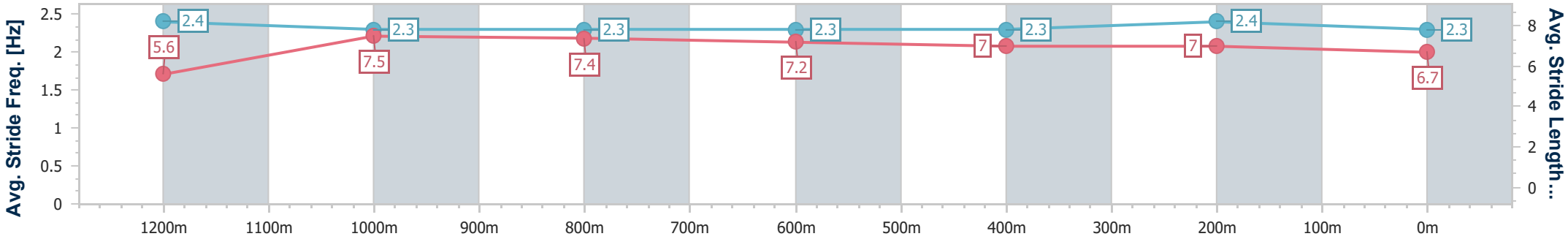

[ ]	Ranking at each section and finish
-:--.--	No data available at this section
NA	No data available

data processed by TRIPLESDATA

Horse/Jockey Name	Links
Final Rank	11
Fastest Section Time (Section)	0:11.56 (1200m)
Top Speed [km/h] (Section)	63.6 (1200m)
Race State	Finished

DoombenProfessional

Race 2: THE STAR BENCHMARK 78 Handicap - 1350m

17 May 2025 - 12:24

Track Rating: Heavy 8, Weather: Overcast, Rail Position: True

BRISBANE RACING CLUB

Section	Overall	1200m	1000m	800m	600m	400m	200m
Section Times	1:23.35 [11] (0:11.74)	1:11.61 [5] (0:11.56)	1:00.05 [7] (0:11.84)	0:48.21 [7] (0:11.78)	0:36.43 [7] (0:11.99)	0:24.44 [8] (0:11.70)	0:12.74 [11] (0:12.74)
Average Speed [km/h]	46.1	62.2	60.8	60.9	59.9	61.5	56.5
Top Speed [km/h]	61.8	63.6	61.7	61.7	61.7	62.9	61.6
Avg. Dist. to Rail [m]	3.9	1.7	0.7	0.7	0.3	2.6	3.6
Avg. Stride Freq. [Hz]	2.3	2.4	2.3	2.3	2.3	2.4	2.2
Avg. Stride Length [m]	5.6	7.3	7.3	7.4	7.2	7.3	7.0

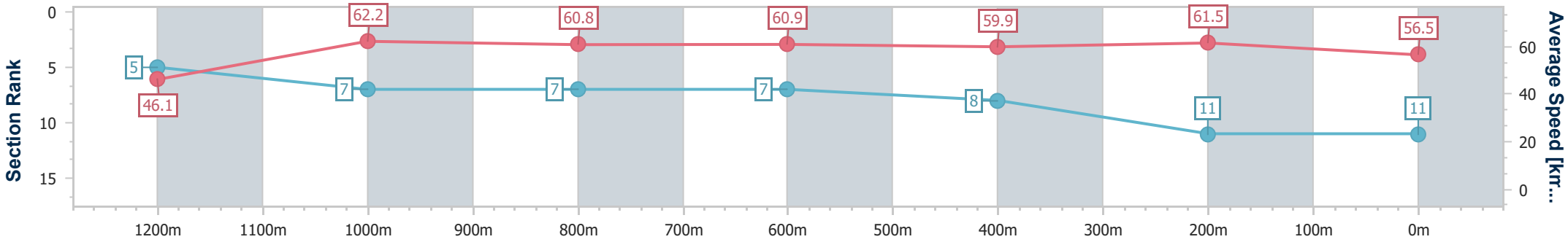

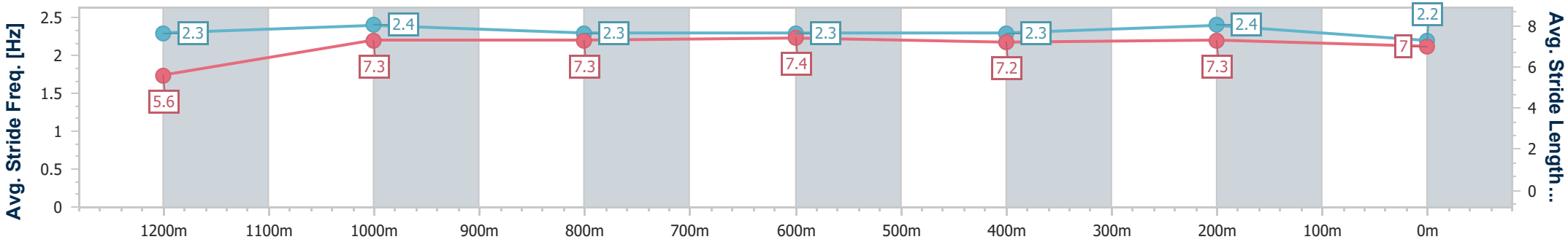

[ ]	Ranking at each section and finish
-:--.--	No data available at this section
NA	No data available

data processed by TRIPLESDATA

Horse/Jockey Name	Moszur
Final Rank	12
Fastest Section Time (Section)	0:11.59 (1200m)
Top Speed [km/h] (Section)	63.8 (1200m)
Race State	Finished

DoombenProfessional

Race 2: THE STAR BENCHMARK 78 Handicap - 1350m

17 May 2025 - 12:24

Track Rating: Heavy 8, Weather: Overcast, Rail Position: True

BRISBANE RACING CLUB

Section	Overall	1200m	1000m	800m	600m	400m	200m
Section Times	1:23.45 [12] (0:12.15)	1:11.30 [12] (0:11.59)	0:59.71 [11] (0:11.97)	0:47.74 [12] (0:11.83)	0:35.91 [13] (0:11.77)	0:24.14 [12] (0:11.63)	0:12.51 [12] (0:12.51)
Average Speed [km/h]	44.5	62.0	60.6	61.7	61.0	61.9	57.4
Top Speed [km/h]	60.2	63.8	62.2	62.3	61.7	62.9	61.4
Avg. Dist. to Rail [m]	7.0	2.4	2.7	2.3	0.7	2.1	4.7
Avg. Stride Freq. [Hz]	2.3	2.4	2.3	2.3	2.3	2.4	2.3
Avg. Stride Length [m]	5.2	7.2	7.3	7.3	7.2	7.2	7.0

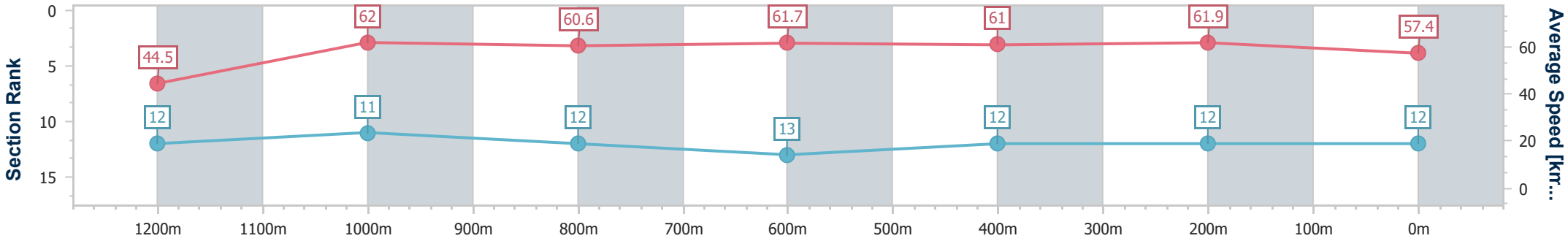

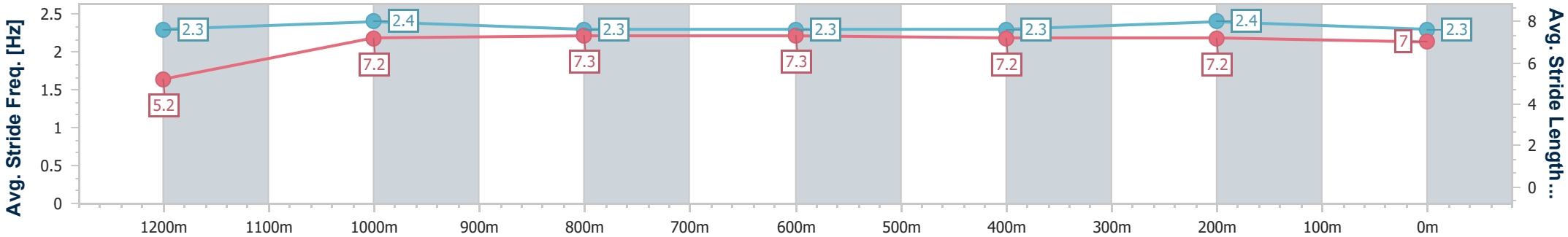

[ ]	Ranking at each section and finish
-:--.--	No data available at this section
NA	No data available

data processed by TRIPLESDATA

Horse/Jockey Name	The Cullinan
Final Rank	13
Fastest Section Time (Section)	0:11.55 (1200m)
Top Speed [km/h] (Section)	64.1 (1200m)
Race State	Finished

DoombenProfessional

Race 2: THE STAR BENCHMARK 78 Handicap - 1350m

17 May 2025 - 12:24

Track Rating: Heavy 8, Weather: Overcast, Rail Position: True

BRISBANE RACING CLUB

Section	Overall	1200m	1000m	800m	600m	400m	200m
Section Times	1:27.36 [13] (0:12.11)	1:15.25 [11] (0:11.55)	1:03.70 [10] (0:11.73)	0:51.97 [8] (0:11.80)	0:40.17 [10] (0:12.17)	0:28.00 [13] (0:12.77)	0:15.23 [13] (0:15.23)
Average Speed [km/h]	44.7	62.4	61.1	61.1	58.8	56.3	47.2
Top Speed [km/h]	61.0	64.1	61.6	62.0	60.4	57.8	53.5
Avg. Dist. to Rail [m]	4.1	1.0	0.5	0.1	0.9	0.7	0.4
Avg. Stride Freq. [Hz]	2.0	2.2	2.2	2.2	2.2	2.2	2.0
Avg. Stride Length [m]	6.2	7.9	7.7	7.6	7.2	7.2	6.5

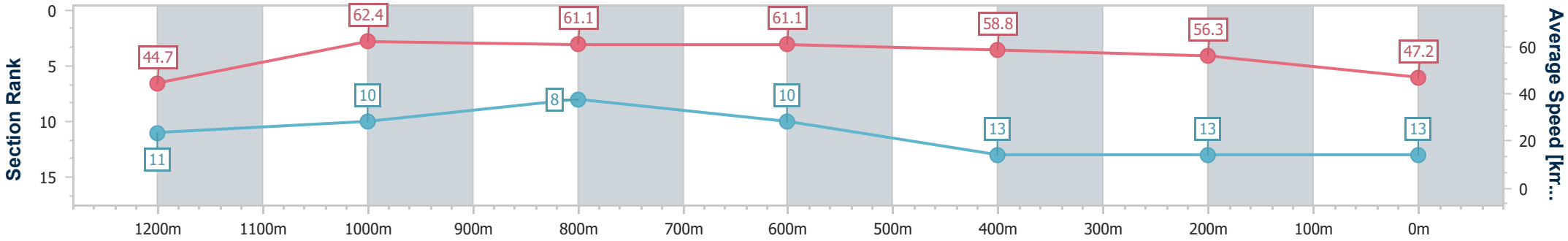

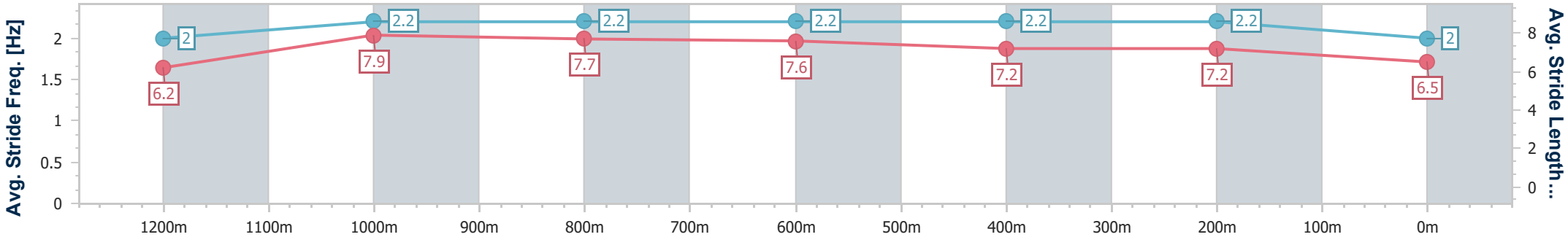

[ ]	Ranking at each section and finish
-:--.--	No data available at this section
NA	No data available

data processed by TRIPLESDATA

DoombenProfessional

Race 3: IMPRESSU QTIS 3YO PLATE - 1350m

17 May 2025 - 12:58

BRISBANE RACING CLUB

Track Rating: Heavy 8, Weather: Overcast, Rail Position: True

Section	Overall	1200m	1000m	800m	600m	400m	Last 600m
Field Times	1:22.54 (0:11.12)	1:11.42 (0:11.01)	1:00.41 (0:11.37)	0:49.04 (0:12.25)	0:36.79 (0:12.44)	0:24.35 (0:11.87)	0:36.79

Rank	TAB	Horse/Jockey	Barrier	Top Speed [km/h]	Fastest Section	Overall	1200m	1000m	800m	600m	400m	Last 600m	Distance Travelled [m]
1	8	EL MORZILLO	7	66.6	0:10.98	1:22.54 [1]	1:11.39 [3]	1:00.41 [1]	0:48.83 [3]	0:36.60 [3]	0:24.14 [3]	0:36.60	
		Jason Collett		1200m	1200m	(0:11.15)	(0:10.98)	(0:11.58)	(0:12.23)	(0:12.46)	(0:11.66)		
2	7	RUINS OF ROME	6	65.7	0:11.21	1:22.68 [2]	1:11.43 [7]	1:00.22 [7]	0:48.61 [8]	0:36.45 [7]	0:24.05 [6]	0:36.45	-1
		Martin Harley		1200m	1200m	(0:11.25)	(0:11.21)	(0:11.61)	(0:12.16)	(0:12.40)	(0:11.54)		
3	5	COSMO CENTAURUS	4	66.4	0:11.01	1:22.75 [3]	1:11.63 [1]	1:00.62 [1]	0:49.22 [2]	0:36.95 [2]	0:24.56 [1]	0:36.95	-8
		Tommy Berry		1200m	1200m	(0:11.12)	(0:11.01)	(0:11.40)	(0:12.27)	(0:12.39)	(0:11.93)		
4	1	PISCES	3	65.7	0:11.18	1:22.80 [4]	1:11.38 [10]	1:00.20 [9]	0:48.76 [7]	0:36.54 [8]	0:24.16 [7]	0:36.54	-8
		James McDonald		1200m	1200m	(0:11.42)	(0:11.18)	(0:11.44)	(0:12.22)	(0:12.38)	(0:11.60)		
5	10	PIERATA'S GEM	14	65.4	0:11.36	1:22.82 [5]	1:11.17 [12]	0:59.81 [12]	0:48.25 [12]	0:36.37 [11]	0:24.01 [11]	0:36.37	-3
		Jamie Melham		1200m	1200m	(0:11.65)	(0:11.36)	(0:11.56)	(0:11.88)	(0:12.36)	(0:11.56)		
6	11	SOUTHERN CHARM	9	66.3	0:11.04	1:23.34 [6]	1:12.14 [5]	1:01.10 [4]	0:49.48 [4]	0:37.36 [4]	0:25.02 [2]	0:37.36	+1
		Tim Clark		1200m	1200m	(0:11.20)	(0:11.04)	(0:11.62)	(0:12.12)	(0:12.34)	(0:11.92)		
7	2	GOODLUCKTOME	2	65.1	0:11.22	1:23.38 [7]	1:12.15 [6]	1:00.93 [6]	0:49.43 [6]	0:37.37 [5]	0:24.93 [4]	0:37.37	-8
		Ryan Maloney		1200m	1200m	(0:11.23)	(0:11.22)	(0:11.50)	(0:12.06)	(0:12.44)	(0:11.89)		
8	4	APUNTAR	5	65.3	0:11.20	1:23.47 [8]	1:12.15 [9]	1:00.95 [8]	0:49.35 [9]	0:37.06 [9]	0:24.71 [10]	0:37.06	-2
		Noel Callow		1200m	1200m	(0:11.32)	(0:11.20)	(0:11.60)	(0:12.29)	(0:12.35)	(0:12.10)		
9	13	READY TO SCHIPP	8	63.9	0:11.25	1:23.58 [9]	1:12.33 [7]	1:00.84 [10]	0:49.35 [10]	0:37.14 [10]	0:24.82 [9]	0:37.14	-8
		Kyle Wilson-Taylor		1000m	Overall	(0:11.25)	(0:11.49)	(0:11.49)	(0:12.21)	(0:12.32)	(0:11.95)		
10	6	I'M HEROIC	10	64.8	0:11.43	1:23.64 [10]	1:12.15 [11]	1:00.72 [11]	0:49.29 [11]	0:37.13 [12]	0:24.72 [12]	0:37.13	-8
		Angela Jones		1200m	1200m	(0:11.49)	(0:11.43)	(0:11.43)	(0:12.16)	(0:12.41)	(0:11.92)		

Scratched: Miss Busslinger (#9), Maragical (#12)

[ ]	Ranking at each section and finish	SCN	Saddle cloth number
-:--.--	No data available at this section	DNF	Did not finish
NA	No data available	DNT	Did not track

data processed by TRIPLESDATA

DoombenProfessional

Race 3: IMPRESSU QTIS 3YO PLATE - 1350m

17 May 2025 - 12:58

BRISBANE RACING CLUB

Track Rating: Heavy 8, Weather: Overcast, Rail Position: True

Section						Overall	1200m	1000m	800m	600m	400m	Last 600m	
Field Times						1:22.54 (0:11.12)	1:11.42 (0:11.01)	1:00.41 (0:11.37)	0:49.04 (0:12.25)	0:36.79 (0:12.44)	0:24.35 (0:11.87)	0:36.79	
Rank	**TAB**	**Horse/Jockey**	**Barrier**	**Top Speed [km/h]**	**Fastest Section**								**Distance Travelled [m]**
11	**14**	**BOOMING BIANCA**	**1**	**64.9**	**0:11.14**	**1:23.71 [11]**	**1:12.57 [2]**	**1:01.27 [5]**	**0:49.79 [5]**	**0:37.54 [6]**	**0:24.97 [8]**	**0:37.54**	**-6**
		Tyler Schiller		1200m	Overall	(0:11.14)	(0:11.30)	(0:11.48)	(0:12.25)	(0:12.57)	(0:11.86)		
12	**3**	**SO NAIVE**	**11**	**66.0**	**0:10.98**	**1:32.50 [12]**	**1:21.35 [4]**	**1:10.37 [3]**	**0:59.00 [1]**	**0:46.75 [1]**	**0:33.98 [5]**	**0:46.75**	**-4**
		Mark Zahra		1200m	1200m	(0:11.15)	(0:10.98)	(0:11.37)	(0:12.25)	(0:12.77)	(0:14.37)		

Scratched: Miss Busslinger (#9), Maragical (#12)

[ ]	Ranking at each section and finish	**SCN**	Saddle cloth number
-:--.--	No data available at this section	**DNF**	Did not finish
NA	No data available	**DNT**	Did not track

data processed by TRIPLESDATA

DoombenProfessional

Race 3: IMPRESSU QTIS 3YO PLATE - 1350m

17 May 2025 - 12:58

BRISBANE RACING CLUB

Track Rating: Heavy 8, Weather: Overcast, Rail Position: True

Section	200m	Last 600m
Field Times	0:12.48 (0:12.48)	0:36.79

Rank	TAB	Horse/Jockey	Barrier	Top Speed [km/h]	Fastest Section		Margin		Distance Travelled [m]
1	8	**EL MORZILLO**	7	66.6	0:10.98	0:12.48 [1]	1:22.54	0:36.60	
		Jason Collett		1200m	1200m	(0:12.48)			
2	7	**RUINS OF ROME**	6	65.7	0:11.21	0:12.51 [3]	0.84L	0:36.45	-1
		Martin Harley		1200m	1200m	(0:12.51)			
3	5	**COSMO CENTAURUS**	4	66.4	0:11.01	0:12.63 [2]	1.25L	0:36.95	-8
		Tommy Berry		1200m	1200m	(0:12.63)			
4	1	**PISCES**	3	65.7	0:11.18	0:12.56 [4]	1.54L	0:36.54	-8
		James McDonald		1200m	1200m	(0:12.56)			
5	10	**PIERATA'S GEM**	14	65.4	0:11.36	0:12.45 [7]	1.65L	0:36.37	-3
		Jamie Melham		1200m	1200m	(0:12.45)			
6	11	**SOUTHERN CHARM**	9	66.3	0:11.04	0:13.10 [5]	4.75L	0:37.36	+1
		Tim Clark		1200m	1200m	(0:13.10)			
7	2	**GOODLUCKTOME**	2	65.1	0:11.22	0:13.04 [6]	4.95L	0:37.37	-8
		Ryan Maloney		1200m	1200m	(0:13.04)			
8	4	**APUNTAR**	5	65.3	0:11.20	0:12.61 [11]	5.5L	0:37.06	-2
		Noel Callow		1200m	1200m	(0:12.61)			
9	13	**READY TO SCHIPP**	8	63.9	0:11.25	0:12.87 [9]	6.14L	0:37.14	-8
		Kyle Wilson-Taylor		1000m	Overall	(0:12.87)			
10	6	**I'M HEROIC**	10	64.8	0:11.43	0:12.80 [10]	6.49L	0:37.13	-8
		Angela Jones		1200m	1200m	(0:12.80)			

Scratched: Miss Busslinger (#9), Maragical (#12)

[ ]	Ranking at each section and finish	**SCN**	Saddle cloth number
-:--.--	No data available at this section	**DNF**	Did not finish
NA	No data available	**DNT**	Did not track

data processed by TRIPLESDATA

DoombenProfessional

Race 3: IMPRESSU QTIS 3YO PLATE - 1350m

17 May 2025 - 12:58

BRISBANE RACING CLUB

Track Rating: Heavy 8, Weather: Overcast, Rail Position: True

Section	200m	Last 600m
Field Times	0:12.48 (0:12.48)	0:36.79

Rank	TAB	Horse/Jockey	Barrier	Top Speed [km/h]	Fastest Section		Margin			Distance Travelled [m]
11	14	**BOOMING BIANCA**	1	64.9	0:11.14	0:13.11 [8]	6.89L		0:37.54	-6
		Tyler Schiller		1200m	Overall	(0:13.11)				
12	3	**SO NAIVE**	11	66.0	0:10.98	0:19.61 [12]	58.59L		0:46.75	-4
		Mark Zahra		1200m	1200m	(0:19.61)				

Scratched: Miss Busslinger (#9), Maragical (#12)

[ ]	Ranking at each section and finish	**SCN**	Saddle cloth number
-:--.--	No data available at this section	**DNF**	Did not finish
NA	No data available	**DNT**	Did not track

data processed by TRIPLESDATA

Horse/Jockey Name	El Morzillo
Final Rank	1
Fastest Section Time (Section)	0:10.98 (1200m)
Top Speed [km/h] (Section)	66.6 (1200m)
Race State	Finished

TAB

DoombenProfessional

Race 3: IMPRESSU QTIS 3YO PLATE - 1350m

17 May 2025 - 12:58

Track Rating: Heavy 8, Weather: Overcast, Rail Position: True

BRISBANE RACING CLUB

Section	Overall	1200m	1000m	800m	600m	400m	200m
Section Times	1:22.54 [1] (0:11.15)	1:11.39 [3] (0:10.98)	1:00.41 [1] (0:11.58)	0:48.83 [3] (0:12.23)	0:36.60 [3] (0:12.46)	0:24.14 [3] (0:11.66)	0:12.48 [1] (0:12.48)
Average Speed [km/h]	48.6	65.4	62.5	59.5	59.2	61.9	57.8
Top Speed [km/h]	65.2	66.6	65.0	60.9	60.8	63.6	62.2
Avg. Dist. to Rail [m]	8.5	4.4	2.2	2.5	4.0	4.0	6.1
Avg. Stride Freq. [Hz]	2.2	2.4	2.3	2.3	2.3	2.3	2.3
Avg. Stride Length [m]	6.0	7.7	7.5	7.4	7.1	7.4	6.9

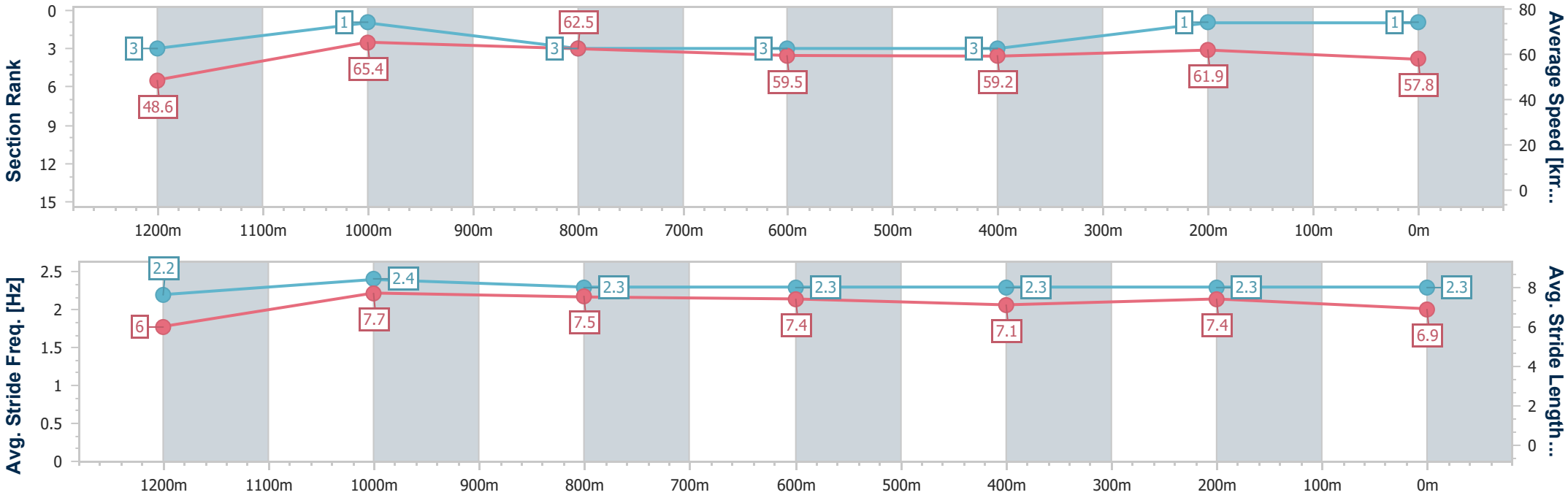

[ ]	Ranking at each section and finish
-:--.--	No data available at this section
NA	No data available

data processed by TRIPLESDATA

Horse/Jockey Name	Ruins Of Rome
Final Rank	2
Fastest Section Time (Section)	0:11.21 (1200m)
Top Speed [km/h] (Section)	65.7 (1200m)
Race State	Finished

DoombenProfessional

Race 3: IMPRESSU QTIS 3YO PLATE - 1350m

17 May 2025 - 12:58

Track Rating: Heavy 8, Weather: Overcast, Rail Position: True

BRISBANE RACING CLUB

Section	Overall	1200m	1000m	800m	600m	400m	200m
Section Times	1:22.68 [2] (0:11.25)	1:11.43 [7] (0:11.21)	1:00.22 [7] (0:11.61)	0:48.61 [8] (0:12.16)	0:36.45 [7] (0:12.40)	0:24.05 [6] (0:11.54)	0:12.51 [3] (0:12.51)
Average Speed [km/h]	48.1	64.4	62.3	60.1	58.9	62.7	57.5
Top Speed [km/h]	65.2	65.7	63.6	61.7	60.3	64.1	62.2
Avg. Dist. to Rail [m]	7.8	4.4	3.6	2.6	2.2	4.4	7.3
Avg. Stride Freq. [Hz]	2.3	2.5	2.4	2.4	2.4	2.5	2.4
Avg. Stride Length [m]	5.6	7.1	7.2	7.1	7.0	6.9	6.6

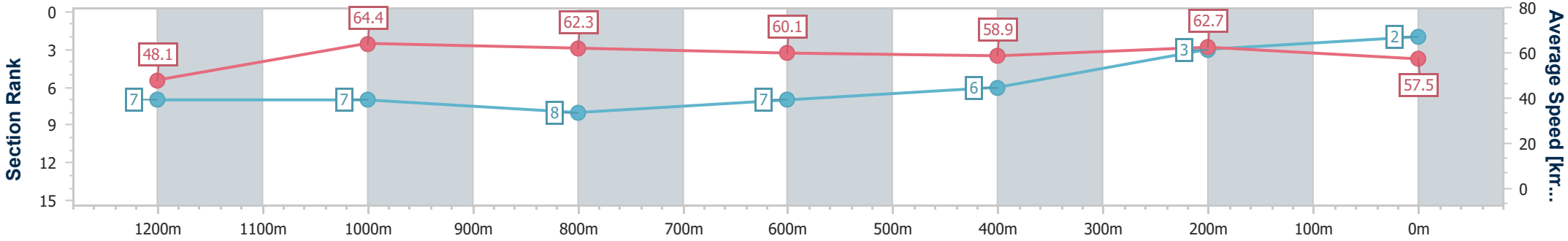

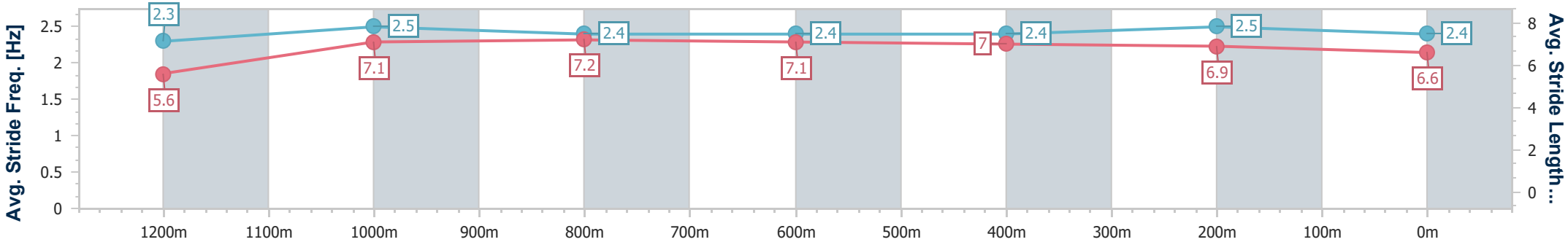

[ ]	Ranking at each section and finish
-:--.--	No data available at this section
NA	No data available

data processed by TRIPLESDATA

Horse/Jockey Name	Cosmo Centaurus
Final Rank	3
Fastest Section Time (Section)	0:11.01 (1200m)
Top Speed [km/h] (Section)	66.4 (1200m)
Race State	Finished

DoombenProfessional

Race 3: IMPRESSU QTIS 3YO PLATE - 1350m

17 May 2025 - 12:58

Track Rating: Heavy 8, Weather: Overcast, Rail Position: True

BRISBANE RACING CLUB

Section	Overall	1200m	1000m	800m	600m	400m	200m
Section Times	1:22.75 [3] (0:11.12)	1:11.63 [1] (0:11.01)	1:00.62 [1] (0:11.40)	0:49.22 [2] (0:12.27)	0:36.95 [2] (0:12.39)	0:24.56 [1] (0:11.93)	0:12.63 [2] (0:12.63)
Average Speed [km/h]	48.5	65.5	63.5	59.0	57.8	60.1	57.0
Top Speed [km/h]	65.6	66.4	65.2	61.3	59.1	60.8	60.1
Avg. Dist. to Rail [m]	5.8	3.6	2.5	0.8	0.5	1.9	3.7
Avg. Stride Freq. [Hz]	2.2	2.4	2.3	2.2	2.2	2.3	2.3
Avg. Stride Length [m]	6.0	7.6	7.5	7.3	7.2	7.2	7.0

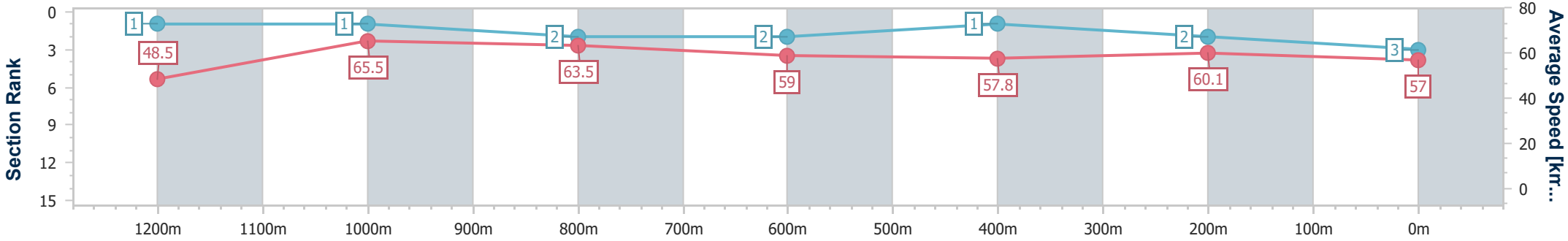

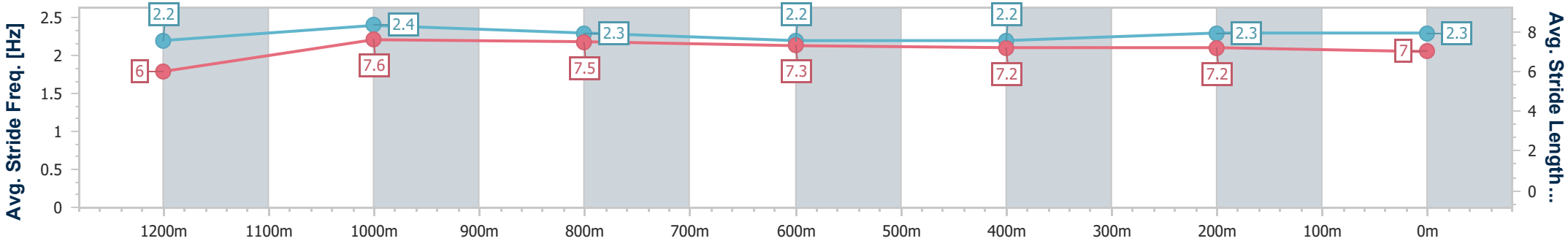

[ ]	Ranking at each section and finish
-:--.--	No data available at this section
NA	No data available

data processed by TRIPLESDATA

Horse/Jockey Name	Pisces
Final Rank	4
Fastest Section Time (Section)	0:11.18 (1200m)
Top Speed [km/h] (Section)	65.7 (1200m)
Race State	Finished

DoombenProfessional

Race 3: IMPRESSU QTIS 3YO PLATE - 1350m

17 May 2025 - 12:58

Track Rating: Heavy 8, Weather: Overcast, Rail Position: True

BRISBANE RACING CLUB

Section	Overall	1200m	1000m	800m	600m	400m	200m
Section Times	1:22.80 [4] (0:11.42)	1:11.38 [10] (0:11.18)	1:00.20 [9] (0:11.44)	0:48.76 [7] (0:12.22)	0:36.54 [8] (0:12.38)	0:24.16 [7] (0:11.60)	0:12.56 [4] (0:12.56)
Average Speed [km/h]	47.3	64.3	63.1	59.2	58.4	61.9	57.2
Top Speed [km/h]	64.5	65.7	64.5	60.8	60.6	62.9	60.6
Avg. Dist. to Rail [m]	4.8	1.6	1.4	1.0	0.7	1.3	2.3
Avg. Stride Freq. [Hz]	2.2	2.4	2.4	2.3	2.3	2.4	2.4
Avg. Stride Length [m]	5.9	7.5	7.3	7.2	7.1	7.1	6.8

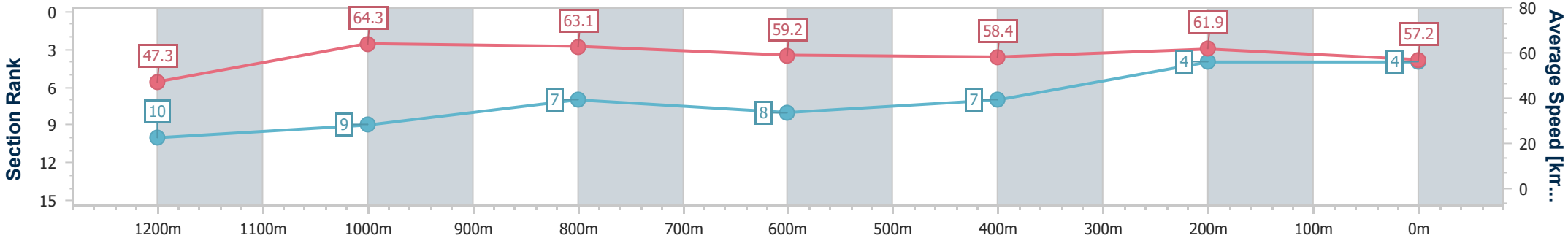

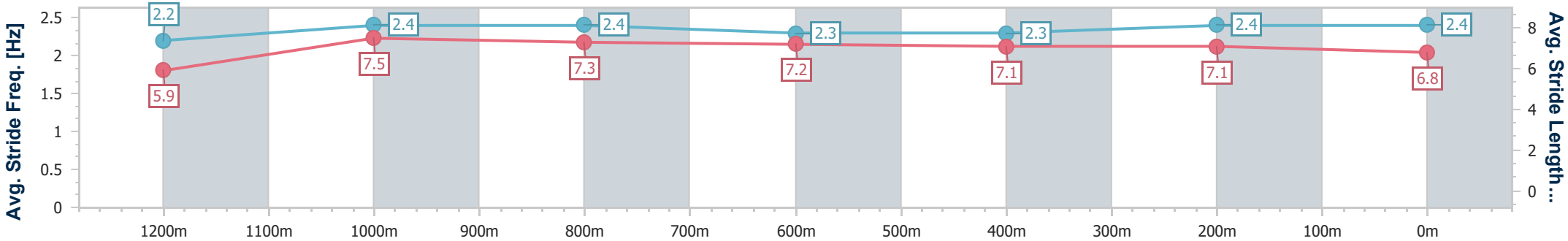

[ ]	Ranking at each section and finish
-:--.--	No data available at this section
NA	No data available

data processed by TRIPLESDATA

Horse/Jockey Name	Pierata's Gem
Final Rank	5
Fastest Section Time (Section)	0:11.36 (1200m)
Top Speed [km/h] (Section)	65.4 (1200m)
Race State	Finished

DoombenProfessional

Race 3: IMPRESSU QTIS 3YO PLATE - 1350m

17 May 2025 - 12:58

Track Rating: Heavy 8, Weather: Overcast, Rail Position: True

BRISBANE RACING CLUB

Section	Overall	1200m	1000m	800m	600m	400m	200m
Section Times	1:22.82 [5] (0:11.65)	1:11.17 [12] (0:11.36)	0:59.81 [12] (0:11.56)	0:48.25 [12] (0:11.88)	0:36.37 [11] (0:12.36)	0:24.01 [11] (0:11.56)	0:12.45 [7] (0:12.45)
Average Speed [km/h]	46.2	63.6	62.6	61.2	58.9	62.6	57.8
Top Speed [km/h]	60.6	65.4	63.5	63.5	60.4	64.2	61.8
Avg. Dist. to Rail [m]	13.4	5.6	2.6	1.8	1.8	5.2	9.3
Avg. Stride Freq. [Hz]	2.2	2.3	2.2	2.2	2.2	2.3	2.3
Avg. Stride Length [m]	5.7	7.7	7.7	7.6	7.5	7.2	7.1

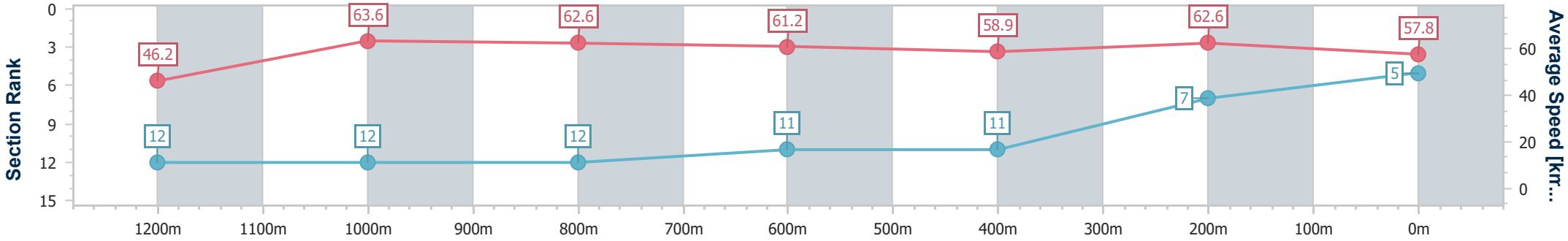

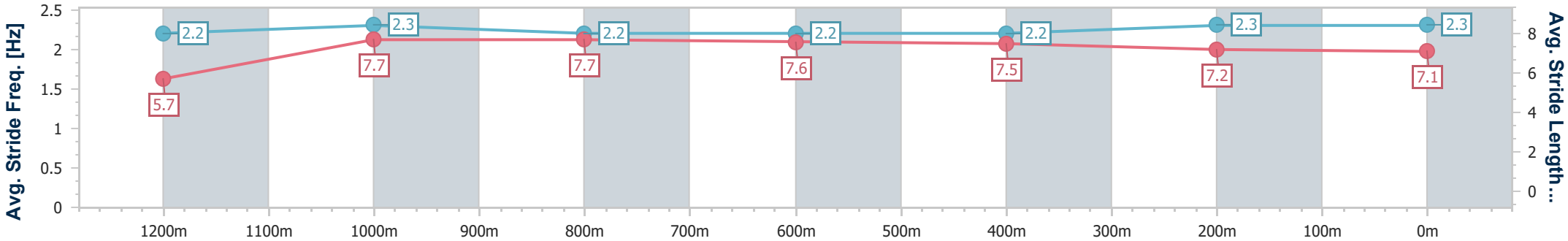

[ ]	Ranking at each section and finish
-:--.--	No data available at this section
NA	No data available

data processed by TRIPLESDATA

Horse/Jockey Name	Southern Charm
Final Rank	6
Fastest Section Time (Section)	0:11.04 (1200m)
Top Speed [km/h] (Section)	66.3 (1200m)
Race State	Finished

DoombenProfessional

Race 3: IMPRESSU QTIS 3YO PLATE - 1350m

17 May 2025 - 12:58

Track Rating: Heavy 8, Weather: Overcast, Rail Position: True

BRISBANE RACING CLUB

Section	Overall	1200m	1000m	800m	600m	400m	200m
Section Times	1:23.34 [6] (0:11.20)	1:12.14 [5] (0:11.04)	1:01.10 [4] (0:11.62)	0:49.48 [4] (0:12.12)	0:37.36 [4] (0:12.34)	0:25.02 [2] (0:11.92)	0:13.10 [5] (0:13.10)
Average Speed [km/h]	48.2	65.3	62.6	60.5	59.4	60.7	54.9
Top Speed [km/h]	63.2	66.3	64.6	61.1	60.4	61.5	59.5
Avg. Dist. to Rail [m]	11.0	7.0	4.1	3.2	3.5	5.0	8.0
Avg. Stride Freq. [Hz]	2.3	2.4	2.3	2.3	2.3	2.4	2.3
Avg. Stride Length [m]	5.8	7.7	7.6	7.4	7.1	7.1	6.7

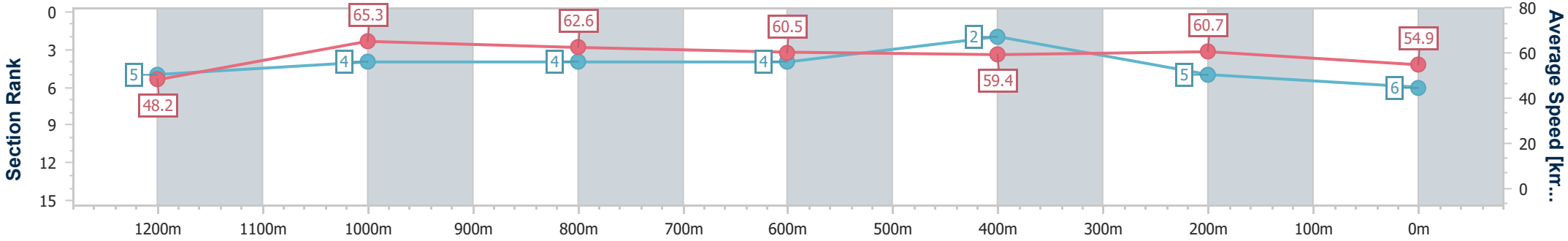

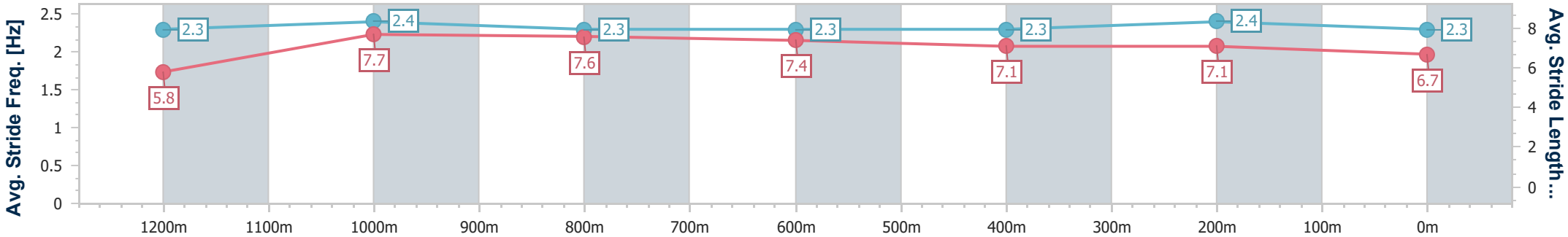

[ ]	Ranking at each section and finish
-:--.--	No data available at this section
NA	No data available

data processed by TRIPLESDATA

Horse/Jockey Name	Goodlucktome
Final Rank	7
Fastest Section Time (Section)	0:11.22 (1200m)
Top Speed [km/h] (Section)	65.1 (1200m)
Race State	Finished

DoombenProfessional

Race 3: IMPRESSU QTIS 3YO PLATE - 1350m

17 May 2025 - 12:58

Track Rating: Heavy 8, Weather: Overcast, Rail Position: True

BRISBANE RACING CLUB

Section	Overall	1200m	1000m	800m	600m	400m	200m
Section Times	1:23.38 [7] (0:11.23)	1:12.15 [6] (0:11.22)	1:00.93 [6] (0:11.50)	0:49.43 [6] (0:12.06)	0:37.37 [5] (0:12.44)	0:24.93 [4] (0:11.89)	0:13.04 [6] (0:13.04)
Average Speed [km/h]	48.0	64.1	62.8	59.7	58.0	60.7	55.2
Top Speed [km/h]	62.5	65.1	64.5	61.3	58.7	62.1	59.9
Avg. Dist. to Rail [m]	3.4	2.4	2.1	0.2	0.3	2.4	4.9
Avg. Stride Freq. [Hz]	2.1	2.2	2.1	2.1	2.1	2.2	2.1
Avg. Stride Length [m]	6.3	8.1	8.3	7.8	7.6	7.6	7.3

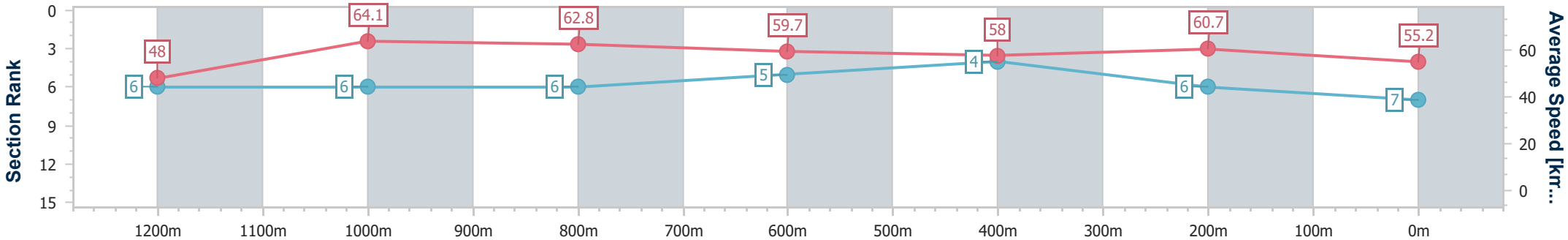

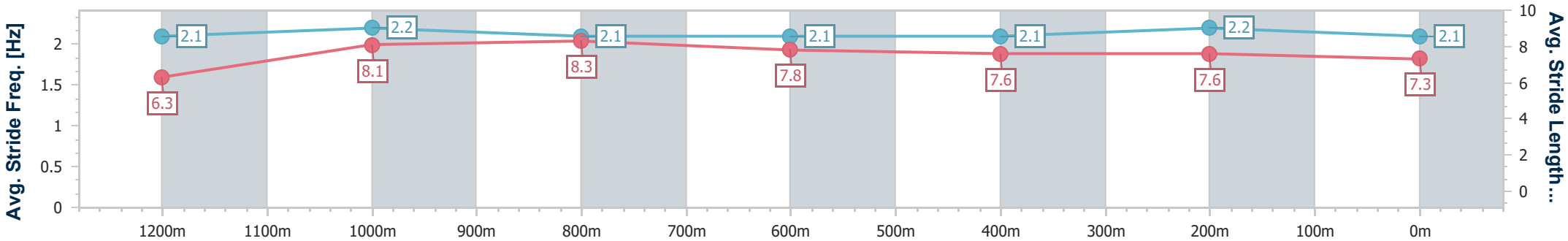

[ ]	Ranking at each section and finish
-:--.--	No data available at this section
NA	No data available

data processed by TRIPLESDATA

Horse/Jockey Name	Apuntar
Final Rank	8
Fastest Section Time (Section)	0:11.20 (1200m)
Top Speed [km/h] (Section)	65.3 (1200m)
Race State	Finished

DoombenProfessional

Race 3: IMPRESSU QTIS 3YO PLATE - 1350m

17 May 2025 - 12:58

Track Rating: Heavy 8, Weather: Overcast, Rail Position: True

BRISBANE RACING CLUB

Section	Overall	1200m	1000m	800m	600m	400m	200m
Section Times	1:23.47 [8] (0:11.32)	1:12.15 [9] (0:11.20)	1:00.95 [8] (0:11.60)	0:49.35 [9] (0:12.29)	0:37.06 [9] (0:12.35)	0:24.71 [10] (0:12.10)	0:12.61 [11] (0:12.61)
Average Speed [km/h]	47.7	64.3	62.9	59.7	58.4	59.4	57.2
Top Speed [km/h]	63.8	65.3	64.1	60.8	59.3	60.7	60.7
Avg. Dist. to Rail [m]	6.0	2.7	4.2	3.1	0.9	1.1	1.8
Avg. Stride Freq. [Hz]	2.2	2.4	2.3	2.2	2.2	2.3	2.2
Avg. Stride Length [m]	5.9	7.4	7.3	7.4	7.2	7.1	7.1

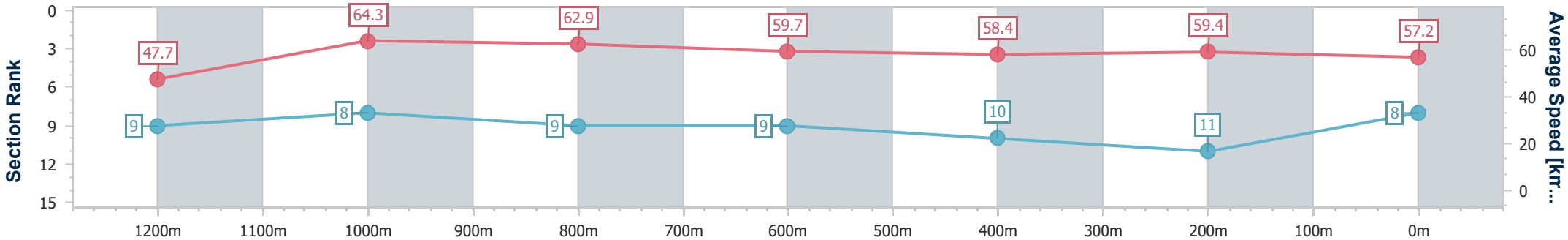

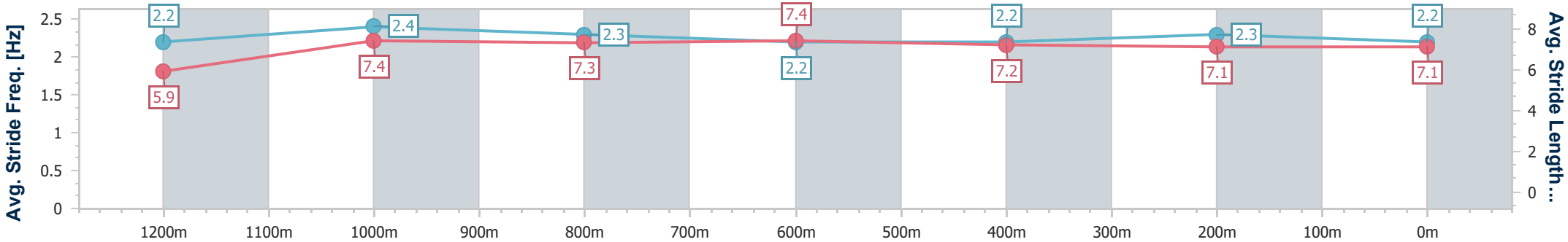

[ ]	Ranking at each section and finish
-:--.--	No data available at this section
NA	No data available

data processed by TRIPLESDATA

Horse/Jockey Name	Ready To Schipp
Final Rank	9
Fastest Section Time (Section)	0:11.25 (Overall)
Top Speed [km/h] (Section)	63.9 (1000m)
Race State	Finished

DoombenProfessional

Race 3: IMPRESSU QTIS 3YO PLATE - 1350m

17 May 2025 - 12:58

Track Rating: Heavy 8, Weather: Overcast, Rail Position: True

BRISBANE RACING CLUB

Section	Overall	1200m	1000m	800m	600m	400m	200m
Section Times	1:23.58 [9] (0:11.25)	1:12.33 [7] (0:11.49)	1:00.84 [10] (0:11.49)	0:49.35 [10] (0:12.21)	0:37.14 [10] (0:12.32)	0:24.82 [9] (0:11.95)	0:12.87 [9] (0:12.87)
Average Speed [km/h]	47.9	62.9	62.7	59.2	58.4	60.2	55.8
Top Speed [km/h]	63.0	63.5	63.9	60.9	59.0	62.1	60.7
Avg. Dist. to Rail [m]	9.7	5.1	1.9	0.5	0.5	2.4	7.2
Avg. Stride Freq. [Hz]	2.3	2.3	2.3	2.3	2.3	2.3	2.3
Avg. Stride Length [m]	5.7	7.4	7.4	7.3	7.2	7.2	6.9

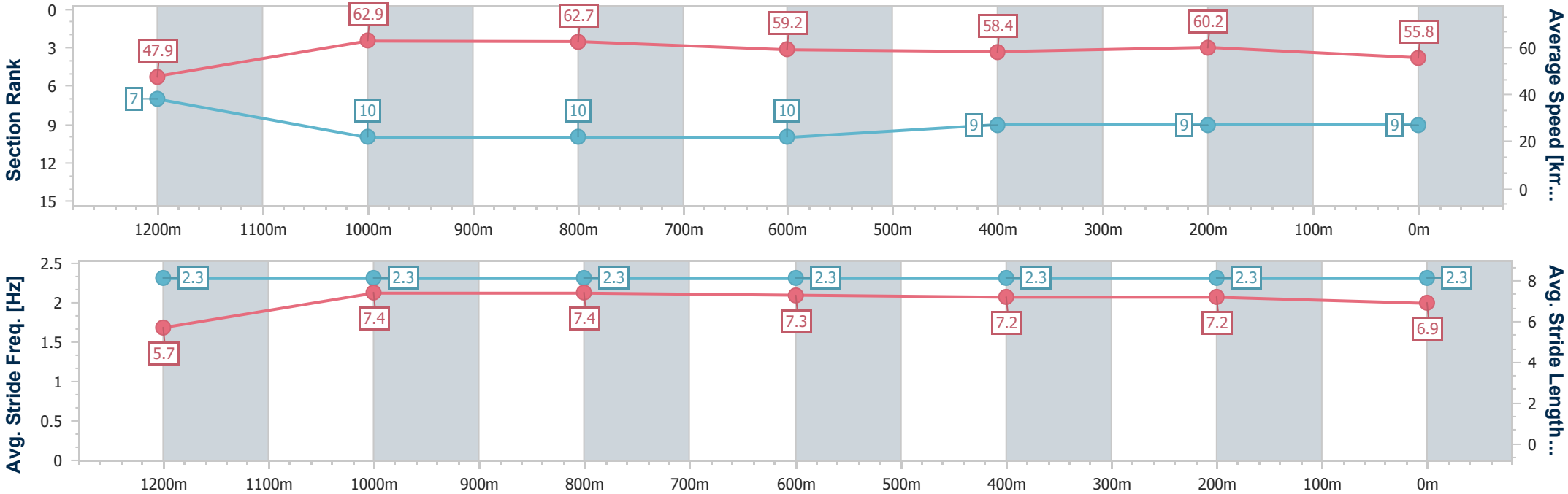

[ ]	Ranking at each section and finish
-:--.--	No data available at this section
NA	No data available

data processed by TRIPLESDATA

Horse/Jockey Name	I'm Heroic
Final Rank	10
Fastest Section Time (Section)	0:11.43 (1200m)
Top Speed [km/h] (Section)	64.8 (1200m)
Race State	Finished

DoombenProfessional

Race 3: IMPRESSU QTIS 3YO PLATE - 1350m

17 May 2025 - 12:58

Track Rating: Heavy 8, Weather: Overcast, Rail Position: True

BRISBANE RACING CLUB

Section	Overall	1200m	1000m	800m	600m	400m	200m
Section Times	1:23.64 [10] (0:11.49)	1:12.15 [11] (0:11.43)	1:00.72 [11] (0:11.43)	0:49.29 [11] (0:12.16)	0:37.13 [12] (0:12.41)	0:24.72 [12] (0:11.92)	0:12.80 [10] (0:12.80)
Average Speed [km/h]	47.1	63.0	63.2	59.3	58.0	60.2	56.2
Top Speed [km/h]	61.6	64.8	64.5	60.8	59.6	61.5	60.3
Avg. Dist. to Rail [m]	11.5	3.4	0.9	0.4	0.2	0.8	2.0
Avg. Stride Freq. [Hz]	2.2	2.4	2.4	2.3	2.3	2.4	2.3
Avg. Stride Length [m]	5.8	7.5	7.5	7.2	7.0	7.0	6.7

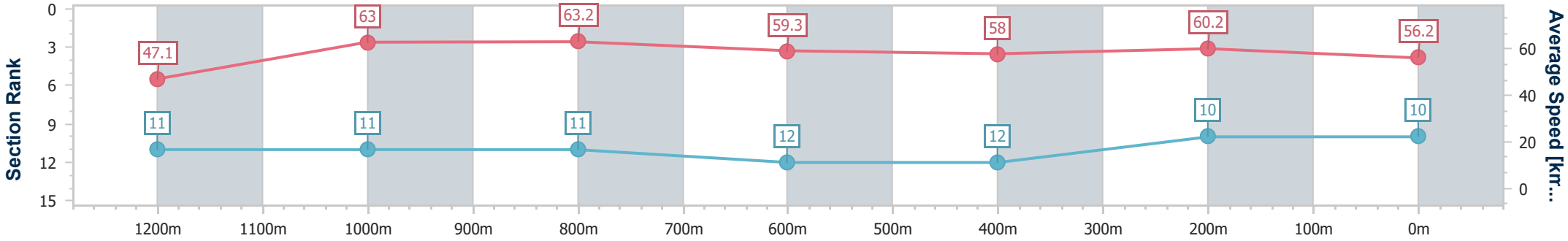

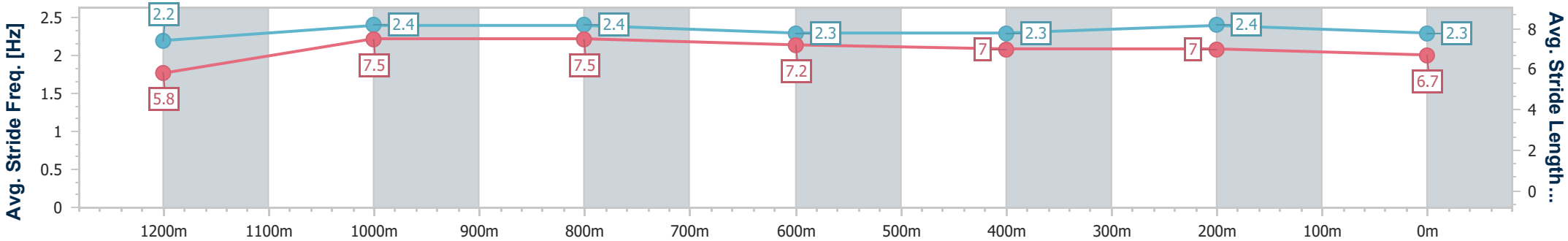

[ ]	Ranking at each section and finish
-:--.--	No data available at this section
NA	No data available

data processed by TRIPLESDATA

Horse/Jockey Name	Booming Bianca
Final Rank	11
Fastest Section Time (Section)	0:11.14 (Overall)
Top Speed [km/h] (Section)	64.9 (1200m)
Race State	Finished

DoombenProfessional

Race 3: IMPRESSU QTIS 3YO PLATE - 1350m

17 May 2025 - 12:58

Track Rating: Heavy 8, Weather: Overcast, Rail Position: True

BRISBANE RACING CLUB

Section	Overall	1200m	1000m	800m	600m	400m	200m
Section Times	1:23.71 [11] (0:11.14)	1:12.57 [2] (0:11.30)	1:01.27 [5] (0:11.48)	0:49.79 [5] (0:12.25)	0:37.54 [6] (0:12.57)	0:24.97 [8] (0:11.86)	0:13.11 [8] (0:13.11)
Average Speed [km/h]	48.7	63.6	62.7	59.0	57.8	60.6	55.0
Top Speed [km/h]	64.8	64.9	64.1	61.2	60.2	62.6	58.6
Avg. Dist. to Rail [m]	2.8	0.8	0.3	1.6	2.0	2.4	4.6
Avg. Stride Freq. [Hz]	2.3	2.3	2.3	2.2	2.2	2.3	2.2
Avg. Stride Length [m]	5.8	7.6	7.6	7.3	7.2	7.4	7.0

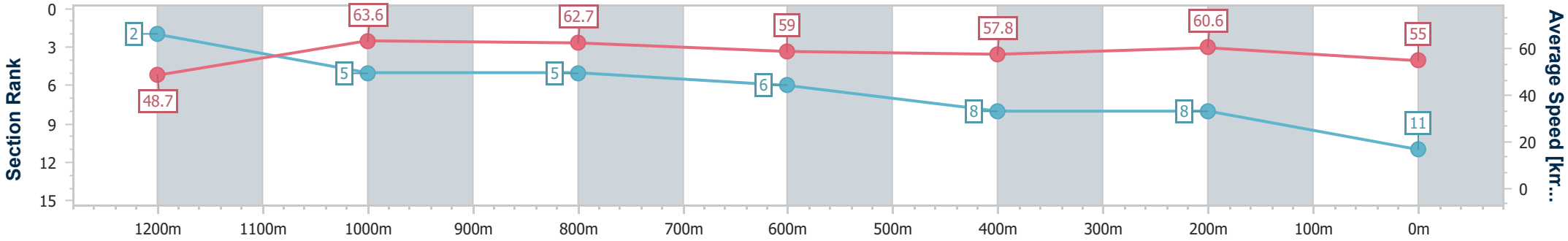

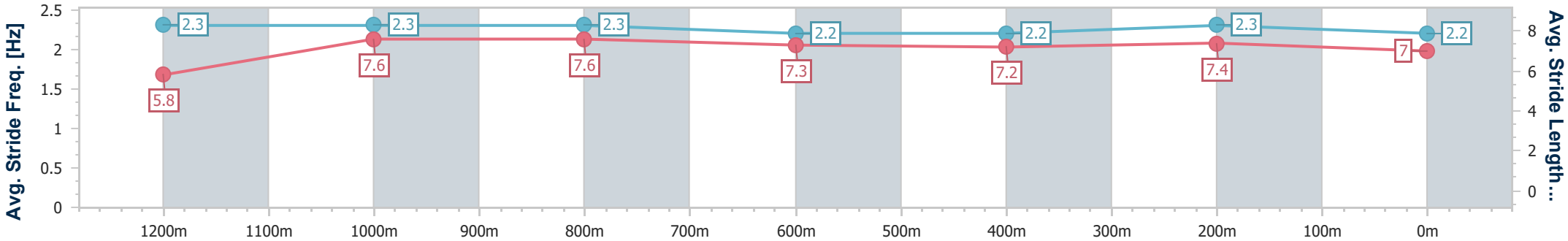

[ ]	Ranking at each section and finish
-:--.--	No data available at this section
NA	No data available

data processed by TRIPLESDATA

Horse/Jockey Name	So Naive
Final Rank	12
Fastest Section Time (Section)	0:10.98 (1200m)
Top Speed [km/h] (Section)	66.0 (1200m)
Race State	Finished

DoombenProfessional

Race 3: IMPRESSU QTIS 3YO PLATE - 1350m

17 May 2025 - 12:58

Track Rating: Heavy 8, Weather: Overcast, Rail Position: True

BRISBANE RACING CLUB

Section	Overall	1200m	1000m	800m	600m	400m	200m
Section Times	1:32.50 [12] (0:11.15)	1:21.35 [4] (0:10.98)	1:10.37 [3] (0:11.37)	0:59.00 [1] (0:12.25)	0:46.75 [1] (0:12.77)	0:33.98 [5] (0:14.37)	0:19.61 [12] (0:19.61)
Average Speed [km/h]	48.6	65.4	63.9	59.1	56.7	50.3	36.7
Top Speed [km/h]	64.0	66.0	65.6	61.3	58.7	54.3	44.1
Avg. Dist. to Rail [m]	12.8	8.8	4.2	1.3	1.3	2.8	6.7
Avg. Stride Freq. [Hz]	2.1	2.3	2.2	2.1	2.2	2.0	1.8
Avg. Stride Length [m]	6.2	8.0	8.0	7.8	7.2	7.0	5.8

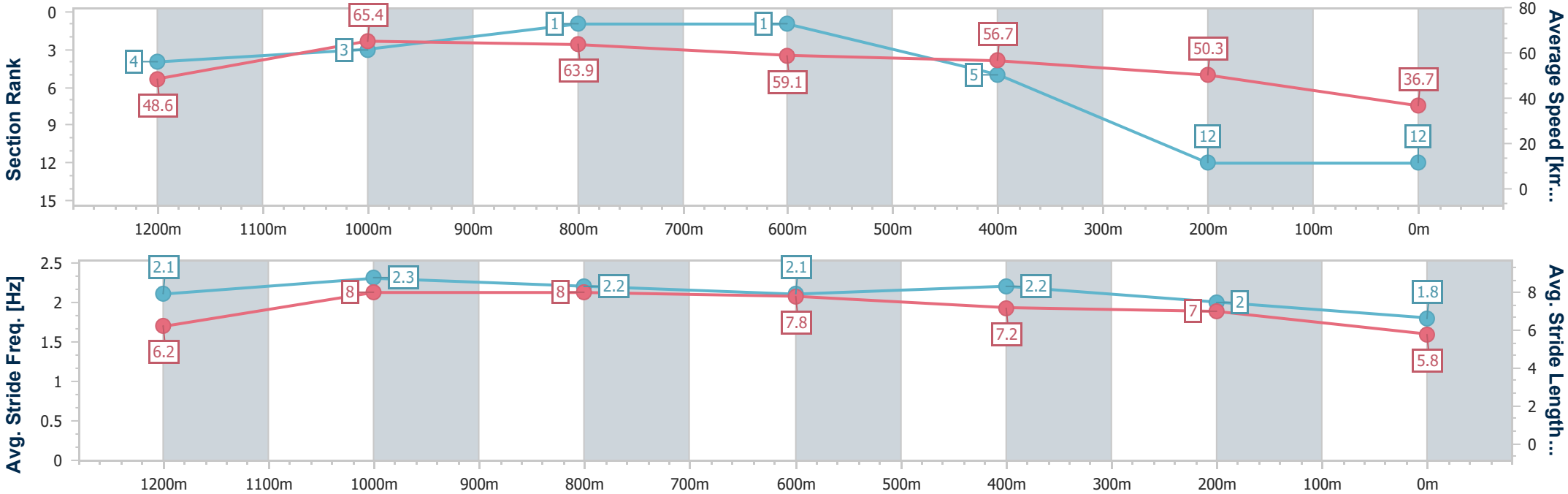

[ ]	Ranking at each section and finish
-:--.--	No data available at this section
NA	No data available

data processed by TRIPLESDATA

DoombenProfessional

Race 4: SKY RACING BERNBOROUGH HANDICAP - LISTED - 1600m

17 May 2025 - 13:33

BRISBANE RACING CLUB

Track Rating: Heavy 8, Weather: Overcast, Rail Position: True

Section	Overall	1400m	1200m	1000m	800m	600m	400m	Last 600m
Field Times	1:39.98 (0:14.29)	1:25.69 (0:12.16)	1:13.53 (0:12.67)	1:00.86 (0:12.73)	0:48.13 (0:12.59)	0:35.54 (0:11.84)	0:23.70 (0:11.58)	0:35.54

Rank	TAB	Horse/Jockey	Barrier	Top Speed [km/h]	Fastest Section	Overall	1400m	1200m	1000m	800m	600m	400m	Last 600m	Distance Travelled [m]
1	12	BROOKHAVEN	1	65.2	0:11.35	1:39.98 [1]	1:25.33 [5]	1:12.91 [5]	1:00.34 [4]	0:47.72 [4]	0:35.11 [6]	0:23.30 [6]	0:35.11	
		Tyler Schiller		400m	400m	(0:14.65)	(0:12.42)	(0:12.57)	(0:12.62)	(0:12.61)	(0:11.81)	(0:11.35)		
2	4	TENZING	9	64.6	0:11.41	1:40.14 [2]	1:25.24 [7]	1:12.67 [7]	1:00.00 [7]	0:47.38 [7]	0:35.07 [7]	0:23.38 [7]	0:35.07	+5
		Regan Bayliss		400m	400m	(0:14.90)	(0:12.57)	(0:12.67)	(0:12.62)	(0:12.31)	(0:11.69)	(0:11.41)		
3	6	OSMOSE	4	64.7	0:11.51	1:40.15 [3]	1:25.56 [4]	1:13.14 [4]	1:00.45 [5]	0:47.78 [5]	0:35.41 [4]	0:23.63 [5]	0:35.41	+4
		Tim Clark		400m	400m	(0:14.59)	(0:12.42)	(0:12.69)	(0:12.67)	(0:12.37)	(0:11.78)	(0:11.51)		
4	5	COSMIC VEGA	6	64.4	0:11.50	1:40.23 [4]	1:25.36 [6]	1:13.08 [6]	1:00.33 [6]	0:47.85 [6]	0:35.45 [5]	0:23.73 [4]	0:35.45	+1
		Jason Collett		400m	400m	(0:14.87)	(0:12.28)	(0:12.75)	(0:12.48)	(0:12.40)	(0:11.72)	(0:11.50)		
5	2	AL MUBHIR	2	64.0	0:11.58	1:40.42 [5]	1:25.96 [3]	1:13.65 [3]	1:00.97 [3]	0:48.24 [3]	0:35.98 [1]	0:24.14 [1]	0:35.98	+1
		James McDonald		400m	400m	(0:14.46)	(0:12.31)	(0:12.68)	(0:12.73)	(0:12.26)	(0:11.84)	(0:11.58)		
6	9	SIBAAQ	5	64.1	0:11.56	1:40.46 [6]	1:26.11 [2]	1:13.88 [2]	1:01.23 [2]	0:48.47 [2]	0:35.79 [3]	0:24.05 [2]	0:35.79	+1
		Jamie Melham		400m	400m	(0:14.35)	(0:12.23)	(0:12.65)	(0:12.76)	(0:12.68)	(0:11.74)	(0:11.56)		
7	10	COIN TOSS	3	62.4	0:11.77	1:40.59 [7]	1:26.30 [1]	1:14.14 [1]	1:01.47 [1]	0:48.74 [1]	0:36.05 [2]	0:24.14 [3]	0:36.05	-8
		Angela Jones		400m	400m	(0:14.29)	(0:12.16)	(0:12.67)	(0:12.73)	(0:12.69)	(0:11.91)	(0:11.77)		

Scratched: Mississippi Prince (#8), Rising Pacific (#7), Port Lockroy (#1), Mighty Ulysses (#3), Glory Daze (#11)

[ ]	Ranking at each section and finish	**SCN**	Saddle cloth number
-:--.--	No data available at this section	**DNF**	Did not finish
NA	No data available	**DNT**	Did not track

data processed by TRIPLESDATA

DoombenProfessional

Race 4: SKY RACING BERNBOROUGH HANDICAP - LISTED - 1600m

17 May 2025 - 13:33

BRISBANE RACING CLUB

Track Rating: Heavy 8, Weather: Overcast, Rail Position: True

Section	200m	Last 600m
Field Times	0:12.12 (0:12.12)	0:35.54

Rank	TAB	Horse/Jockey	Barrier	Top Speed [km/h]	Fastest Section		Margin		Distance Travelled [m]
1	12	**BROOKHAVEN**	1	65.2	0:11.35	0:11.95 [5]	1:39.98	0:35.11	
		Tyler Schiller		400m	400m	(0:11.95)			
2	4	**TENZING**	9	64.6	0:11.41	0:11.97 [6]	0.97L	0:35.07	+5
		Regan Bayliss		400m	400m	(0:11.97)			
3	6	**OSMOSE**	4	64.7	0:11.51	0:12.12 [4]	1.02L	0:35.41	+4
		Tim Clark		400m	400m	(0:12.12)			
4	5	**COSMIC VEGA**	6	64.4	0:11.50	0:12.23 [3]	1.5L	0:35.45	+1
		Jason Collett		400m	400m	(0:12.23)			
5	2	**AL MUBHIR**	2	64.0	0:11.58	0:12.56 [1]	2.6L	0:35.98	+1
		James McDonald		400m	400m	(0:12.56)			
6	9	**SIBAAQ**	5	64.1	0:11.56	0:12.49 [2]	2.86L	0:35.79	+1
		Jamie Melham		400m	400m	(0:12.49)			
7	10	**COIN TOSS**	3	62.4	0:11.77	0:12.37 [7]	3.61L	0:36.05	-8
		Angela Jones		400m	400m	(0:12.37)			

Scratched: Mississippi Prince (#8), Rising Pacific (#7), Port Lockroy (#1), Mighty Ulysses (#3), Glory Daze (#11)

[ ]	Ranking at each section and finish	**SCN**	Saddle cloth number
-:--.--	No data available at this section	**DNF**	Did not finish
NA	No data available	**DNT**	Did not track

data processed by TRIPLESDATA

Horse/Jockey Name	Brookhaven
Final Rank	1
Fastest Section Time (Section)	0:11.35 (400m)
Top Speed [km/h] (Section)	65.2 (400m)
Race State	Finished

DoombenProfessional

Race 4: SKY RACING BERNBOROUGH HANDICAP - LISTED - 1600m

17 May 2025 - 13:33

Track Rating: Heavy 8, Weather: Overcast, Rail Position: True

BRISBANE RACING CLUB

Section	Overall	1400m	1200m	1000m	800m	600m	400m	200m
Section Times	1:39.98 [1] (0:14.65)	1:25.33 [5] (0:12.42)	1:12.91 [5] (0:12.57)	1:00.34 [4] (0:12.62)	0:47.72 [4] (0:12.61)	0:35.11 [6] (0:11.81)	0:23.30 [6] (0:11.35)	0:11.95 [5] (0:11.95)
Average Speed [km/h]	49.1	58.0	57.4	57.1	57.4	61.3	63.8	60.6
Top Speed [km/h]	60.1	59.8	58.0	58.4	60.5	62.3	65.2	63.6
Avg. Dist. to Rail [m]	0.4	0.4	1.2	1.0	1.3	1.1	1.8	1.8
Avg. Stride Freq. [Hz]	2.2	2.2	2.2	2.2	2.2	2.2	2.2	2.2
Avg. Stride Length [m]	6.3	7.2	7.3	7.3	7.3	7.7	8.1	7.5

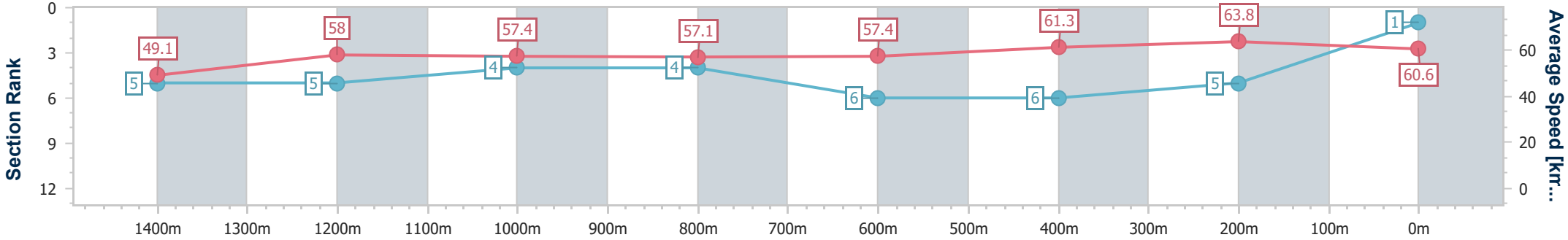

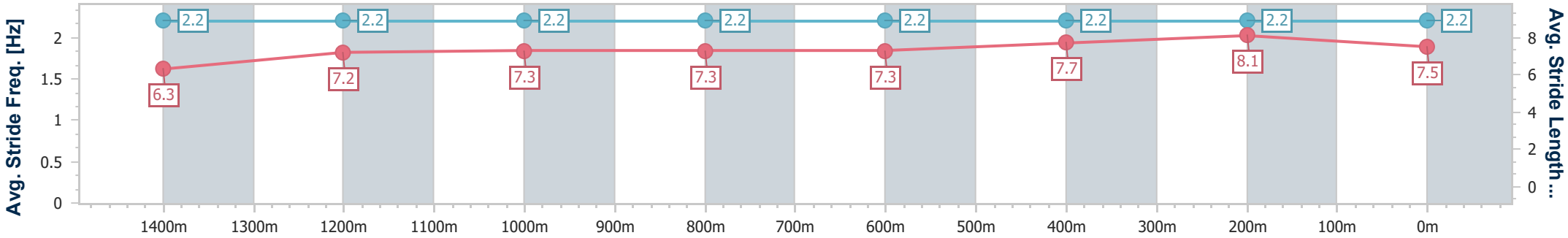

[ ]	Ranking at each section and finish
-:--.--	No data available at this section
NA	No data available

data processed by TRIPLESDATA

Horse/Jockey Name	Tenzing
Final Rank	2
Fastest Section Time (Section)	0:11.41 (400m)
Top Speed [km/h] (Section)	64.6 (400m)
Race State	Finished

TAB

DoombenProfessional

Race 4: SKY RACING BERNBOROUGH HANDICAP - LISTED - 1600m

17 May 2025 - 13:33

Track Rating: Heavy 8, Weather: Overcast, Rail Position: True

BRISBANE RACING CLUB

Section	Overall	1400m	1200m	1000m	800m	600m	400m	200m
Section Times	1:40.14 [2] (0:14.90)	1:25.24 [7] (0:12.57)	1:12.67 [7] (0:12.67)	1:00.00 [7] (0:12.62)	0:47.38 [7] (0:12.31)	0:35.07 [7] (0:11.69)	0:23.38 [7] (0:11.41)	0:11.97 [6] (0:11.97)
Average Speed [km/h]	48.5	57.5	56.8	57.4	59.1	62.5	63.4	60.4
Top Speed [km/h]	60.8	60.9	59.6	59.2	62.7	63.3	64.6	63.6
Avg. Dist. to Rail [m]	4.0	1.1	1.9	1.9	2.0	2.3	5.0	8.2
Avg. Stride Freq. [Hz]	2.2	2.3	2.3	2.3	2.3	2.4	2.3	2.4
Avg. Stride Length [m]	6.0	6.8	6.7	6.9	7.1	7.3	7.5	6.9

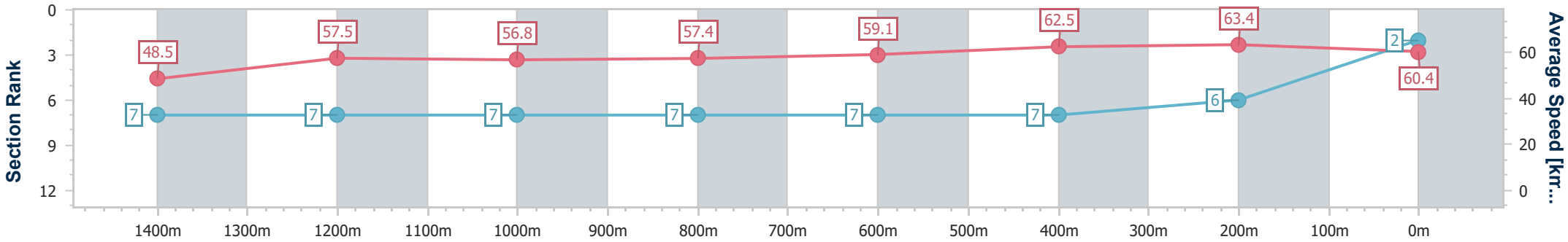

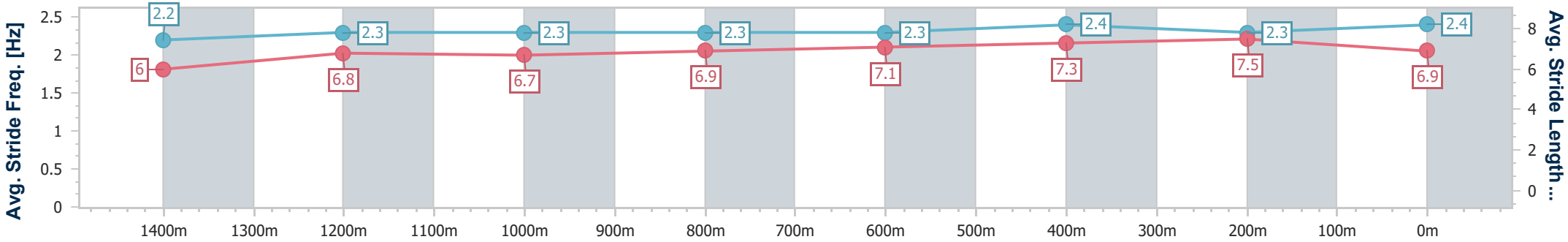

[ ]	Ranking at each section and finish
-:--.--	No data available at this section
NA	No data available

data processed by TRIPLESDATA

Horse/Jockey Name	Osmose
Final Rank	3
Fastest Section Time (Section)	0:11.51 (400m)
Top Speed [km/h] (Section)	64.7 (400m)
Race State	Finished

TAB

DoombenProfessional

Race 4: SKY RACING BERNBOROUGH HANDICAP - LISTED - 1600m

17 May 2025 - 13:33

Track Rating: Heavy 8, Weather: Overcast, Rail Position: True

BRISBANE RACING CLUB

Section	Overall	1400m	1200m	1000m	800m	600m	400m	200m
Section Times	1:40.15 [3] (0:14.59)	1:25.56 [4] (0:12.42)	1:13.14 [4] (0:12.69)	1:00.45 [5] (0:12.67)	0:47.78 [5] (0:12.37)	0:35.41 [4] (0:11.78)	0:23.63 [5] (0:11.51)	0:12.12 [4] (0:12.12)
Average Speed [km/h]	49.3	57.8	56.7	57.1	58.9	62.0	62.9	59.9
Top Speed [km/h]	64.0	63.6	57.8	57.5	61.7	63.6	64.7	62.5
Avg. Dist. to Rail [m]	1.6	0.2	1.2	1.9	2.1	2.5	4.5	6.7
Avg. Stride Freq. [Hz]	2.1	2.3	2.3	2.2	2.3	2.4	2.4	2.3
Avg. Stride Length [m]	6.3	7.0	6.9	7.1	7.0	7.3	7.3	7.2

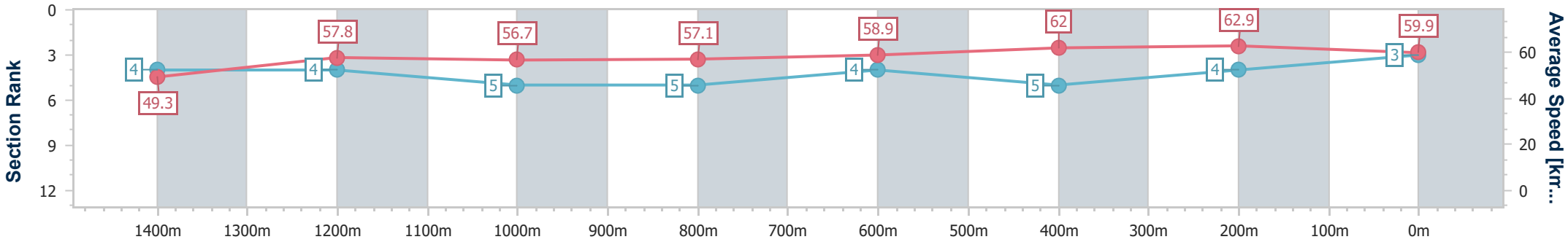

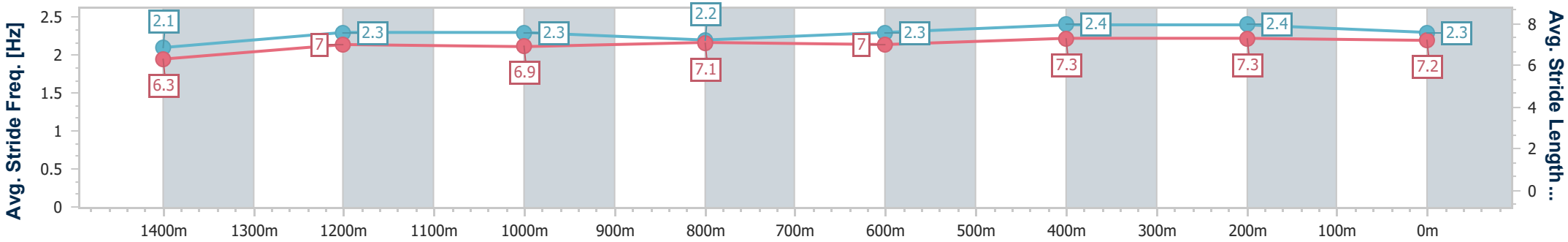

[ ]	Ranking at each section and finish
-:--.--	No data available at this section
NA	No data available

data processed by TRIPLESDATA

Horse/Jockey Name	Cosmic Vega
Final Rank	4
Fastest Section Time (Section)	0:11.50 (400m)
Top Speed [km/h] (Section)	64.4 (400m)
Race State	Finished

TAB

DoombenProfessional

Race 4: SKY RACING BERNBOROUGH HANDICAP - LISTED - 1600m

17 May 2025 - 13:33

Track Rating: Heavy 8, Weather: Overcast, Rail Position: True

BRISBANE RACING CLUB

Section	Overall	1400m	1200m	1000m	800m	600m	400m	200m
Section Times	1:40.23 [4] (0:14.87)	1:25.36 [6] (0:12.28)	1:13.08 [6] (0:12.75)	1:00.33 [6] (0:12.48)	0:47.85 [6] (0:12.40)	0:35.45 [5] (0:11.72)	0:23.73 [4] (0:11.50)	0:12.23 [3] (0:12.23)
Average Speed [km/h]	48.4	58.7	56.5	57.7	58.6	61.9	63.0	59.3
Top Speed [km/h]	60.8	61.7	58.9	58.9	62.3	62.7	64.4	63.0
Avg. Dist. to Rail [m]	2.3	0.6	1.3	0.3	1.1	1.1	3.5	4.1
Avg. Stride Freq. [Hz]	2.2	2.4	2.3	2.3	2.3	2.5	2.5	2.5
Avg. Stride Length [m]	6.0	6.9	6.8	6.9	6.9	6.9	6.9	6.6

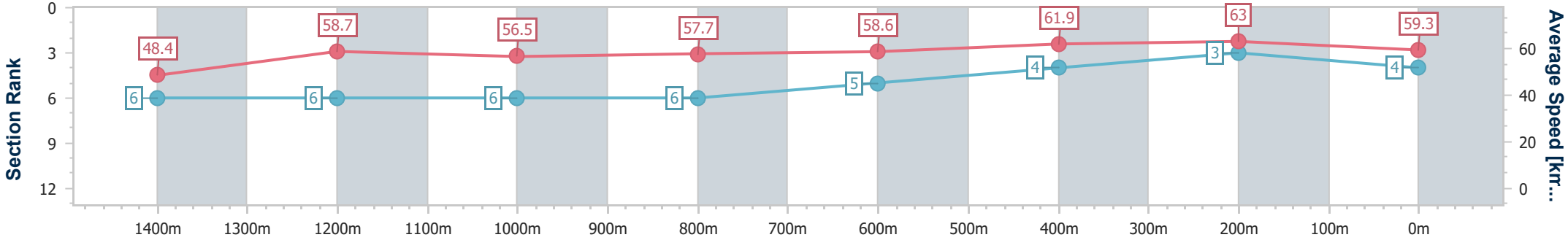

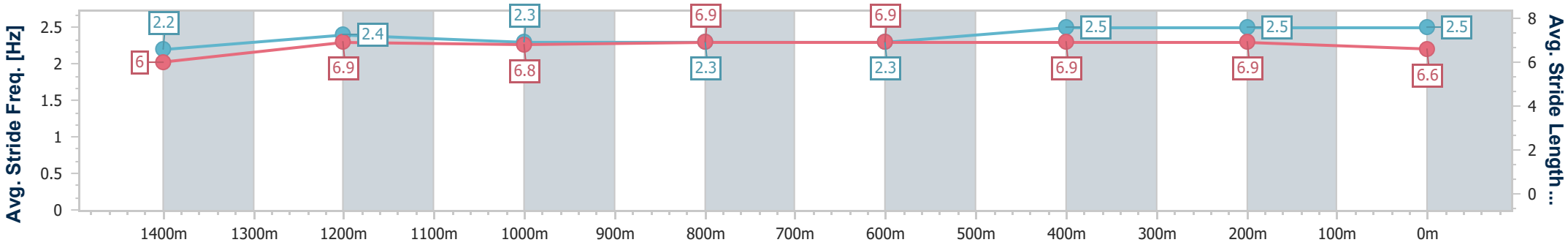

[ ]	Ranking at each section and finish
-:--.--	No data available at this section
NA	No data available

data processed by TRIPLESDATA

Horse/Jockey Name	Al Mubhir
Final Rank	5
Fastest Section Time (Section)	0:11.58 (400m)
Top Speed [km/h] (Section)	64.0 (400m)
Race State	Finished

DoombenProfessional

Race 4: SKY RACING BERNBOROUGH HANDICAP - LISTED - 1600m

17 May 2025 - 13:33

Track Rating: Heavy 8, Weather: Overcast, Rail Position: True

BRISBANE RACING CLUB

Section	Overall	1400m	1200m	1000m	800m	600m	400m	200m
Section Times	1:40.42 [5] (0:14.46)	1:25.96 [3] (0:12.31)	1:13.65 [3] (0:12.68)	1:00.97 [3] (0:12.73)	0:48.24 [3] (0:12.26)	0:35.98 [1] (0:11.84)	0:24.14 [1] (0:11.58)	0:12.56 [1] (0:12.56)
Average Speed [km/h]	49.7	58.4	56.9	56.9	59.2	61.2	62.2	58.0
Top Speed [km/h]	60.8	59.9	57.5	57.7	62.0	63.3	64.0	61.2
Avg. Dist. to Rail [m]	0.5	0.2	0.9	1.4	1.9	1.1	2.1	3.4
Avg. Stride Freq. [Hz]	2.2	2.2	2.2	2.2	2.2	2.3	2.4	2.3
Avg. Stride Length [m]	6.2	7.3	7.2	7.3	7.3	7.3	7.3	7.0

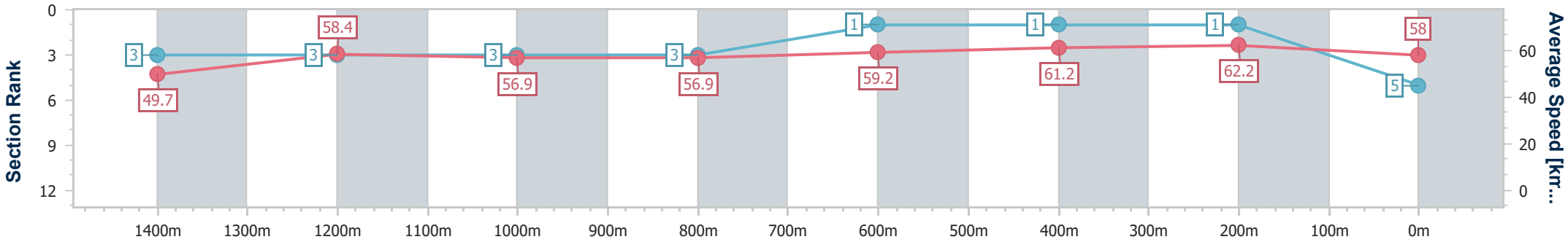

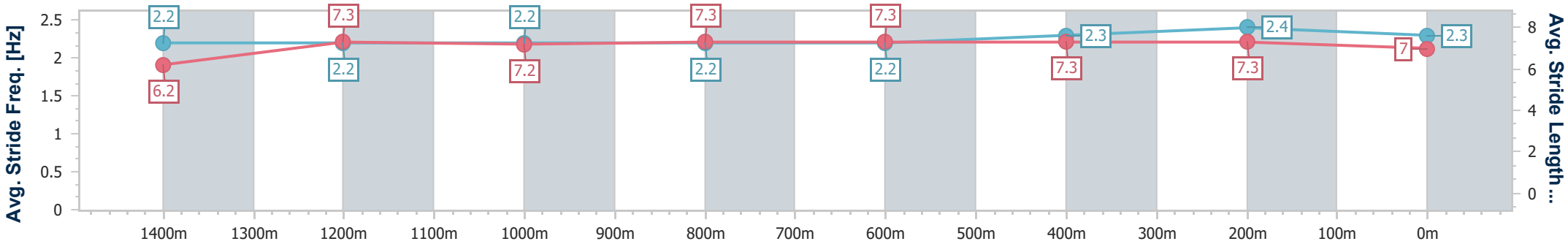

[ ]	Ranking at each section and finish
-:--.--	No data available at this section
NA	No data available

data processed by TRIPLESDATA

Horse/Jockey Name	Sibaaq
Final Rank	6
Fastest Section Time (Section)	0:11.56 (400m)
Top Speed [km/h] (Section)	64.1 (400m)
Race State	Finished

TAB

DoombenProfessional

Race 4: SKY RACING BERNBOROUGH HANDICAP - LISTED - 1600m

17 May 2025 - 13:33

Track Rating: Heavy 8, Weather: Overcast, Rail Position: True

BRISBANE RACING CLUB

Section	Overall	1400m	1200m	1000m	800m	600m	400m	200m
Section Times	1:40.46 [6] (0:14.35)	1:26.11 [2] (0:12.23)	1:13.88 [2] (0:12.65)	1:01.23 [2] (0:12.76)	0:48.47 [2] (0:12.68)	0:35.79 [3] (0:11.74)	0:24.05 [2] (0:11.56)	0:12.49 [2] (0:12.49)
Average Speed [km/h]	50.4	58.8	56.9	56.7	57.2	61.6	62.7	58.0
Top Speed [km/h]	62.5	62.0	57.5	57.7	59.6	62.7	64.1	61.2
Avg. Dist. to Rail [m]	2.7	0.2	1.6	2.0	1.5	1.1	2.7	4.1
Avg. Stride Freq. [Hz]	2.2	2.2	2.1	2.1	2.1	2.3	2.3	2.3
Avg. Stride Length [m]	6.4	7.6	7.3	7.4	7.5	7.6	7.5	7.1

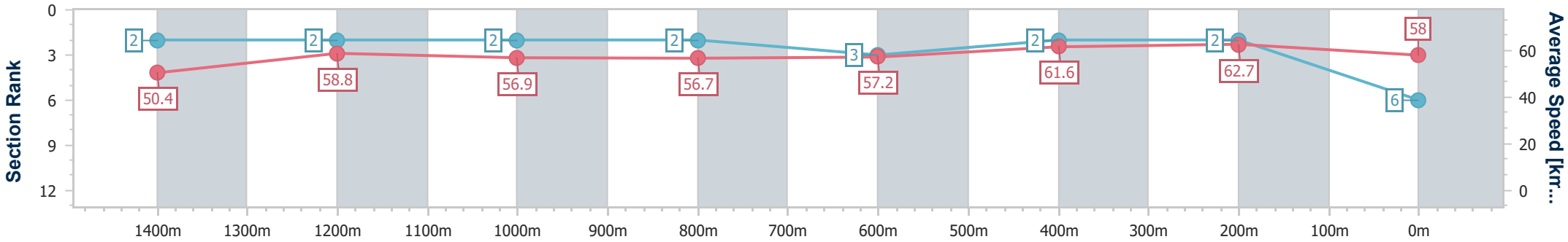

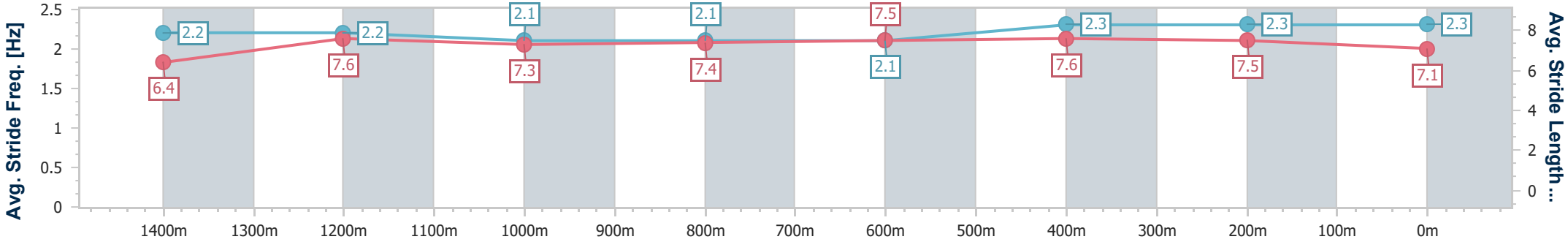

[ ]	Ranking at each section and finish
-:--.--	No data available at this section
NA	No data available

data processed by TRIPLESDATA

Horse/Jockey Name	Coin Toss
Final Rank	7
Fastest Section Time (Section)	0:11.77 (400m)
Top Speed [km/h] (Section)	62.4 (400m)
Race State	Finished

TAB

DoombenProfessional

Race 4: SKY RACING BERNBOROUGH HANDICAP - LISTED - 1600m

17 May 2025 - 13:33

Track Rating: Heavy 8, Weather: Overcast, Rail Position: True

BRISBANE RACING CLUB

Section	Overall	1400m	1200m	1000m	800m	600m	400m	200m
Section Times	1:40.59 [7] (0:14.29)	1:26.30 [1] (0:12.16)	1:14.14 [1] (0:12.67)	1:01.47 [1] (0:12.73)	0:48.74 [1] (0:12.69)	0:36.05 [2] (0:11.91)	0:24.14 [3] (0:11.77)	0:12.37 [7] (0:12.37)
Average Speed [km/h]	50.4	58.7	56.7	56.6	56.5	60.3	61.3	58.5
Top Speed [km/h]	62.1	61.2	57.6	57.3	60.7	62.0	62.4	61.3
Avg. Dist. to Rail [m]	1.0	1.9	1.0	0.4	0.4	0.3	0.7	2.2
Avg. Stride Freq. [Hz]	2.3	2.3	2.3	2.2	2.3	2.4	2.4	2.3
Avg. Stride Length [m]	5.9	7.0	6.9	7.0	6.9	7.0	7.0	6.9

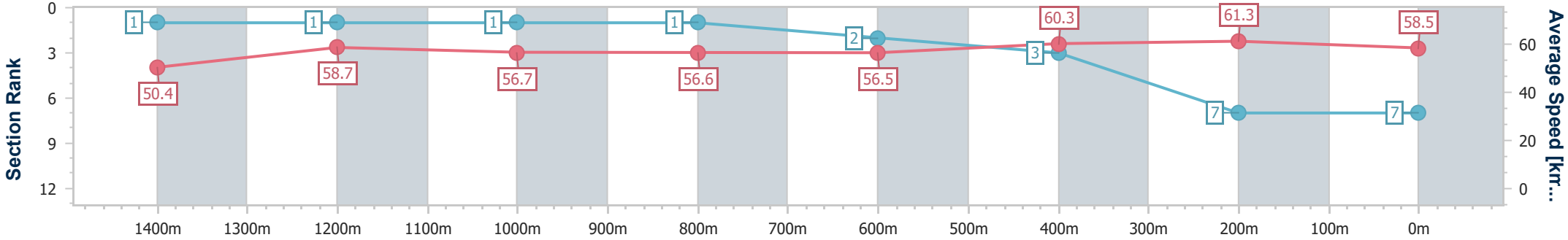

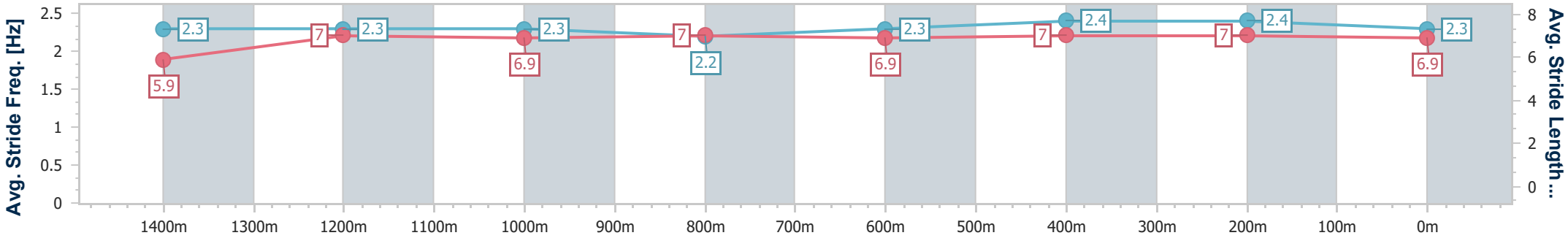

[ ]	Ranking at each section and finish
-:--.--	No data available at this section
NA	No data available

data processed by TRIPLESDATA

DoombenProfessional

Race 5: SEVEN SPIRIT OF BOOM CLASSIC - GROUP 2 - 1200m

17 May 2025 - 14:08

BRISBANE RACING CLUB

Track Rating: Heavy 8, Weather: Overcast, Rail Position: True

Section	Overall	1000m	800m	600m	400m	200m	Last 600m
Field Times	1:12.64 (0:13.01)	0:59.63 (0:10.95)	0:48.68 (0:12.10)	0:36.58 (0:12.18)	0:24.40 (0:11.94)	0:12.46 (0:12.46)	0:36.58

Rank	TAB	Horse/Jockey	Barrier	Top Speed [km/h]	Fastest Section	Overall	1000m	800m	600m	400m	200m	Margin	Last 600m	Distance Travelled [m]
1	3	COOL ARCHIE	4	67.8	0:11.05	1:12.64 [1]	0:59.19 [6]	0:48.14 [5]	0:35.97 [8]	0:23.85 [8]	0:12.28 [5]	1:12.64	0:35.97	
		Martin Harley		1000m	1000m	(0:13.45)	(0:11.05)	(0:12.17)	(0:12.12)	(0:11.57)	(0:12.28)			
2	2	GALLO NERO	12	65.6	0:11.17	1:12.66 [2]	0:58.88 [12]	0:47.71 [12]	0:35.75 [12]	0:23.73 [10]	0:12.30 [6]	0.11L	0:35.75	+5
		Tyler Schiller		Overall	1000m	(0:13.78)	(0:11.17)	(0:11.96)	(0:12.02)	(0:11.43)	(0:12.30)			
3	1	GRAFTERBURNERS	11	67.4	0:11.08	1:12.72 [3]	0:59.16 [8]	0:48.08 [8]	0:36.20 [6]	0:24.04 [6]	0:12.41 [4]	0.49L	0:36.20	+8
		Jason Collett		Overall	1000m	(0:13.56)	(0:11.08)	(0:11.88)	(0:12.16)	(0:11.63)	(0:12.41)			
4	8	BESKAR	3	67.7	0:10.99	1:13.08 [4]	0:59.53 [7]	0:48.54 [7]	0:36.52 [7]	0:24.39 [7]	0:12.64 [7]	2.6L	0:36.52	-7
		Mark Zahra		1000m	1000m	(0:13.55)	(0:10.99)	(0:12.02)	(0:12.13)	(0:11.75)	(0:12.64)			
5	16	HI BARBIE	14	66.0	0:11.24	1:13.18 [5]	0:59.26 [13]	0:48.02 [14]	0:36.13 [14]	0:24.04 [12]	0:12.63 [10]	3.18L	0:36.13	+2
		Tim Clark		1000m	1000m	(0:13.92)	(0:11.24)	(0:11.89)	(0:12.09)	(0:11.41)	(0:12.63)			
6	7	UNITED STATES	9	67.8	0:11.23	1:13.24 [6]	0:59.61 [9]	0:48.38 [11]	0:36.46 [9]	0:24.38 [9]	0:12.63 [11]	3.55L	0:36.46	+0
		James McDonald		Overall	1000m	(0:13.63)	(0:11.23)	(0:11.92)	(0:12.08)	(0:11.75)	(0:12.63)			
7	13	FARNICLE	16	69.6	0:10.77	1:13.25 [7]	0:59.92 [3]	0:49.15 [2]	0:37.09 [3]	0:24.83 [3]	0:12.97 [2]	3.6L	0:37.09	-5
		Regan Bayliss		1000m	1000m	(0:13.33)	(0:10.77)	(0:12.06)	(0:12.26)	(0:11.86)	(0:12.97)			
8	4	TORQUE TO BE SURE	10	68.9	0:10.86	1:13.28 [8]	0:59.96 [2]	0:49.10 [3]	0:37.17 [2]	0:24.88 [2]	0:13.10 [1]	3.75L	0:37.17	+0
		Andrew Mallyon		1000m	1000m	(0:13.32)	(0:10.86)	(0:11.93)	(0:12.29)	(0:11.78)	(0:13.10)			
9	10	NAMASTE	7	67.6	0:11.09	1:13.52 [9]	1:00.10 [5]	0:49.01 [6]	0:37.11 [5]	0:24.87 [5]	0:13.06 [8]	5.2L	0:37.11	+3
		Joshua Parr		1000m	1000m	(0:13.42)	(0:11.09)	(0:11.90)	(0:12.24)	(0:11.81)	(0:13.06)			
10	14	EARN TO BURN	17	70.2	0:10.95	1:13.63 [10]	1:00.62 [1]	0:49.67 [1]	0:37.57 [1]	0:25.39 [1]	0:13.33 [3]	5.83L	0:37.57	-5
		Jake Bayliss		Overall	1000m	(0:13.01)	(0:10.95)	(0:12.10)	(0:12.18)	(0:12.06)	(0:13.33)			

Scratched: Navy Pilot (#6), Lockyer (#15), The Bear (#12)

[ ]	Ranking at each section and finish	**SCN**	Saddle cloth number
-:--.--	No data available at this section	**DNF**	Did not finish
NA	No data available	**DNT**	Did not track

data processed by TRIPLESDATA

DoombenProfessional

Race 5: SEVEN SPIRIT OF BOOM CLASSIC - GROUP 2 - 1200m

17 May 2025 - 14:08

BRISBANE RACING CLUB

Track Rating: Heavy 8, Weather: Overcast, Rail Position: True

Section	Overall	1000m	800m	600m	400m	200m	Last 600m
Field Times	1:12.64 (0:13.01)	0:59.63 (0:10.95)	0:48.68 (0:12.10)	0:36.58 (0:12.18)	0:24.40 (0:11.94)	0:12.46 (0:12.46)	0:36.58

Rank	TAB	Horse/Jockey	Barrier	Top Speed [km/h]	Fastest Section	Overall	1000m	800m	600m	400m	200m	Margin	Last 600m	Distance Travelled [m]
11	5	THEE CREEK	5	67.5	0:11.00	1:13.66 [11]	0:59.92 [11]	0:48.92 [9]	0:36.82 [10]	0:24.64 [11]	0:12.89 [12]	6.01L	0:36.82	-2
		Mark Du Plessis		1000m	1000m	(0:13.74)	(0:11.00)	(0:12.10)	(0:12.18)	(0:11.75)	(0:12.89)			
12	11	KILMAN	6	68.3	0:10.99	1:13.74 [12]	0:59.68 [14]	0:48.69 [13]	0:36.79 [13]	0:24.54 [13]	0:12.89 [13]	6.49L	0:36.79	-3
		Tommy Berry		1000m	1000m	(0:14.06)	(0:10.99)	(0:11.90)	(0:12.25)	(0:11.65)	(0:12.89)			
13	17	LUCKY LASS	8	67.7	0:10.93	1:14.01 [13]	1:00.61 [4]	0:49.68 [4]	0:37.67 [4]	0:25.53 [4]	0:13.48 [9]	8.07L	0:37.67	-4
		Jamie Melham		1000m	1000m	(0:13.40)	(0:10.93)	(0:12.01)	(0:12.14)	(0:12.05)	(0:13.48)			
14	9	MIDNIGHT SPIRIT	1	67.6	0:11.15	1:14.85 [14]	1:01.15 [10]	0:50.00 [10]	0:38.00 [11]	0:25.60 [14]	0:13.46 [14]	12.98L	0:38.00	-2
		Angela Jones		1000m	1000m	(0:13.70)	(0:11.15)	(0:12.00)	(0:12.40)	(0:12.14)	(0:13.46)			

Scratched: Navy Pilot (#6), Lockyer (#15), The Bear (#12)

[ ]	Ranking at each section and finish	**SCN**	Saddle cloth number
-:--.--	No data available at this section	**DNF**	Did not finish
NA	No data available	**DNT**	Did not track

data processed by TRIPLESDATA

Horse/Jockey Name	Cool Archie
Final Rank	1
Fastest Section Time (Section)	0:11.05 (1000m)
Top Speed [km/h] (Section)	67.8 (1000m)
Race State	Finished

DoombenProfessional

Race 5: SEVEN SPIRIT OF BOOM CLASSIC - GROUP 2 - 1200m

17 May 2025 - 14:08

Track Rating: Heavy 8, Weather: Overcast, Rail Position: True

BRISBANE RACING CLUB

Section	Overall	1000m	800m	600m	400m	200m
Section Times	1:12.64 [1] (0:13.45)	0:59.19 [6] (0:11.05)	0:48.14 [5] (0:12.17)	0:35.97 [8] (0:12.12)	0:23.85 [8] (0:11.57)	0:12.28 [5] (0:12.28)
Average Speed [km/h]	53.5	65.5	60.1	59.4	62.1	58.7
Top Speed [km/h]	66.9	67.8	62.4	60.7	64.0	62.8
Avg. Dist. to Rail [m]	3.7	2.6	2.2	0.6	2.1	4.5
Avg. Stride Freq. [Hz]	2.3	2.4	2.2	2.2	2.3	2.2
Avg. Stride Length [m]	6.5	7.7	7.4	7.3	7.5	7.3

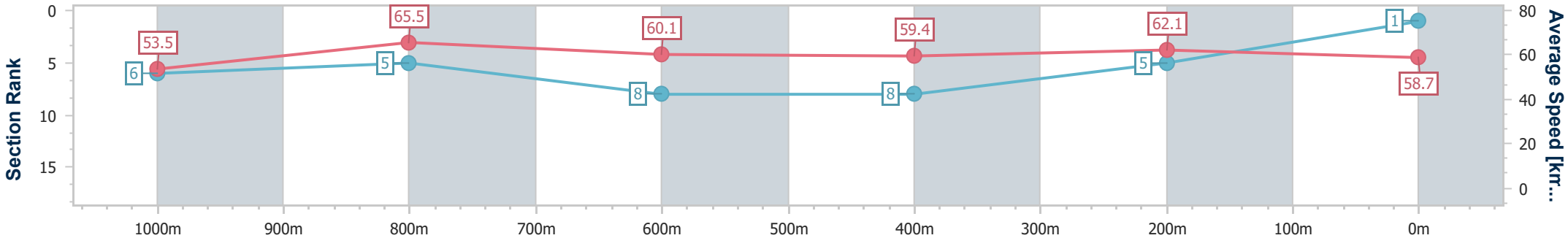

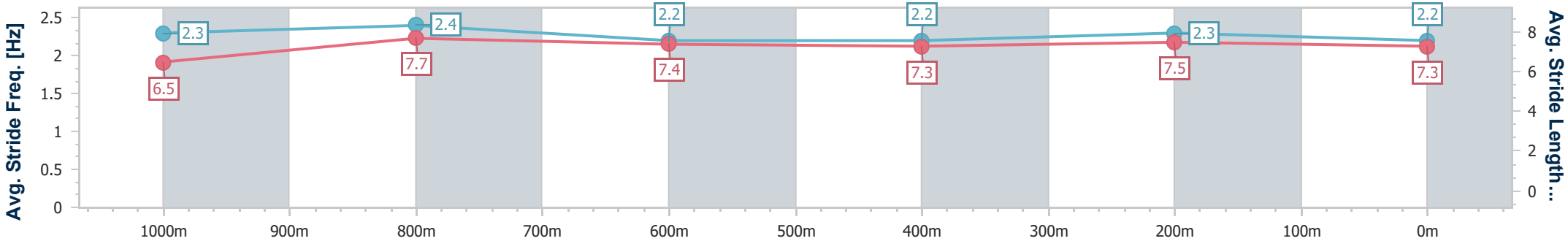

[ ]	Ranking at each section and finish
-:--.--	No data available at this section
NA	No data available

data processed by TRIPLESDATA

Horse/Jockey Name	Gallo Nero
Final Rank	2
Fastest Section Time (Section)	0:11.17 (1000m)
Top Speed [km/h] (Section)	65.6 (Overall)
Race State	Finished

DoombenProfessional

Race 5: SEVEN SPIRIT OF BOOM CLASSIC - GROUP 2 - 1200m

17 May 2025 - 14:08

Track Rating: Heavy 8, Weather: Overcast, Rail Position: True

BRISBANE RACING CLUB

Section	Overall	1000m	800m	600m	400m	200m
Section Times	1:12.66 [2] (0:13.78)	0:58.88 [12] (0:11.17)	0:47.71 [12] (0:11.96)	0:35.75 [12] (0:12.02)	0:23.73 [10] (0:11.43)	0:12.30 [6] (0:12.30)
Average Speed [km/h]	52.1	65.1	61.0	60.9	63.1	58.8
Top Speed [km/h]	65.6	65.6	63.8	62.8	64.2	62.7
Avg. Dist. to Rail [m]	9.6	3.4	3.1	2.1	4.8	7.3
Avg. Stride Freq. [Hz]	2.2	2.3	2.2	2.2	2.3	2.2
Avg. Stride Length [m]	6.6	7.9	7.7	7.7	7.7	7.3

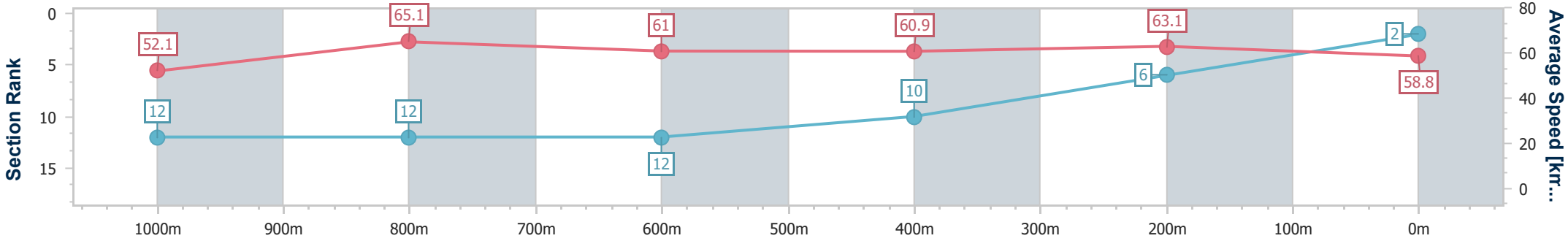

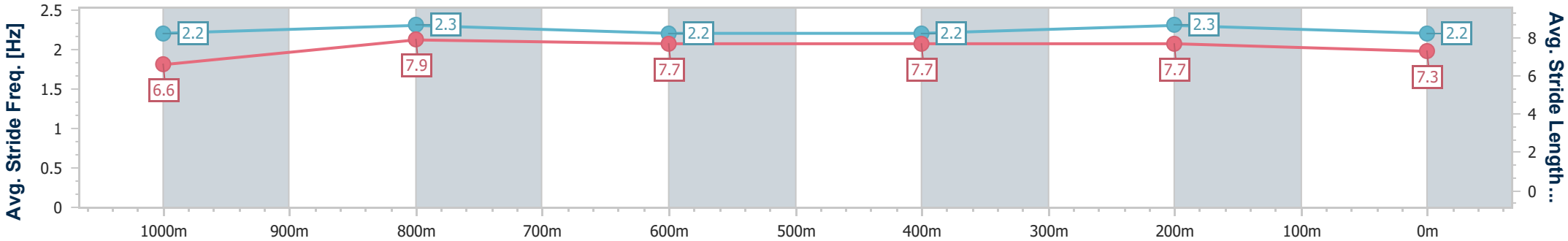

[ ]	Ranking at each section and finish
-:--.--	No data available at this section
NA	No data available

data processed by TRIPLESDATA

Horse/Jockey Name	Grafterburners
Final Rank	3
Fastest Section Time (Section)	0:11.08 (1000m)
Top Speed [km/h] (Section)	67.4 (Overall)
Race State	Finished

DoombenProfessional

Race 5: SEVEN SPIRIT OF BOOM CLASSIC - GROUP 2 - 1200m

17 May 2025 - 14:08

Track Rating: Heavy 8, Weather: Overcast, Rail Position: True

BRISBANE RACING CLUB

Section	Overall	1000m	800m	600m	400m	200m
Section Times	1:12.72 [3] (0:13.56)	0:59.16 [8] (0:11.08)	0:48.08 [8] (0:11.88)	0:36.20 [6] (0:12.16)	0:24.04 [6] (0:11.63)	0:12.41 [4] (0:12.41)
Average Speed [km/h]	53.1	65.5	61.5	60.5	62.6	58.1
Top Speed [km/h]	67.4	67.3	63.8	61.8	63.6	61.8
Avg. Dist. to Rail [m]	9.1	3.9	3.0	3.9	6.6	8.4
Avg. Stride Freq. [Hz]	2.3	2.3	2.3	2.3	2.3	2.3
Avg. Stride Length [m]	6.3	7.7	7.3	7.3	7.5	7.1

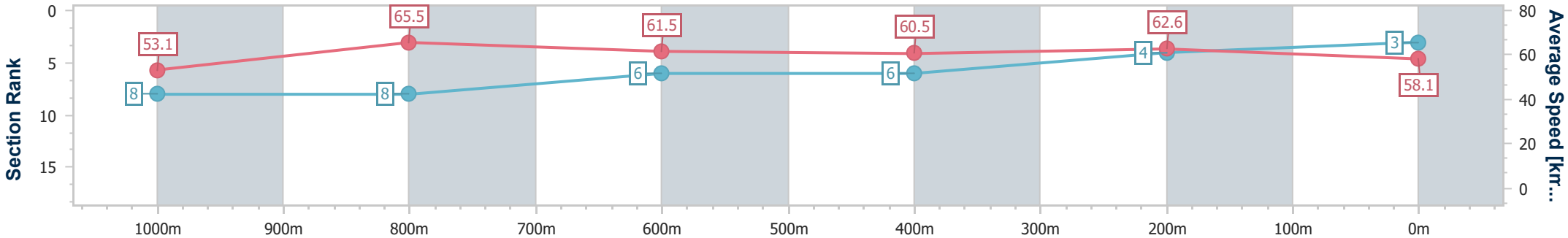

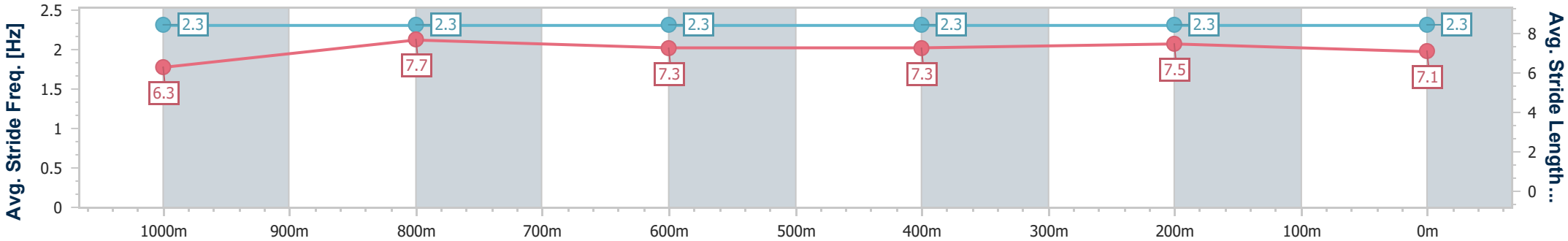

[ ]	Ranking at each section and finish
-:--.--	No data available at this section
NA	No data available

data processed by TRIPLESDATA

Horse/Jockey Name	Beskar
Final Rank	4
Fastest Section Time (Section)	0:10.99 (1000m)
Top Speed [km/h] (Section)	67.7 (1000m)
Race State	Finished

DoombenProfessional

Race 5: SEVEN SPIRIT OF BOOM CLASSIC - GROUP 2 - 1200m

17 May 2025 - 14:08

Track Rating: Heavy 8, Weather: Overcast, Rail Position: True

BRISBANE RACING CLUB

Section	Overall	1000m	800m	600m	400m	200m
Section Times	1:13.08 [4] (0:13.55)	0:59.53 [7] (0:10.99)	0:48.54 [7] (0:12.02)	0:36.52 [7] (0:12.13)	0:24.39 [7] (0:11.75)	0:12.64 [7] (0:12.64)
Average Speed [km/h]	53.0	65.7	59.7	58.8	61.3	56.8
Top Speed [km/h]	67.7	67.7	62.5	59.8	62.5	61.5
Avg. Dist. to Rail [m]	2.3	0.5	0.5	1.3	1.2	1.6
Avg. Stride Freq. [Hz]	2.2	2.3	2.2	2.2	2.3	2.3
Avg. Stride Length [m]	6.4	7.3	7.1	7.0	7.2	6.8

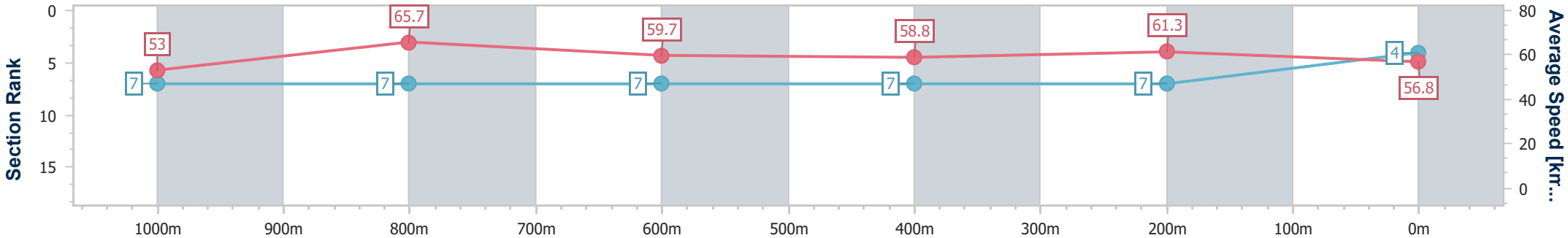

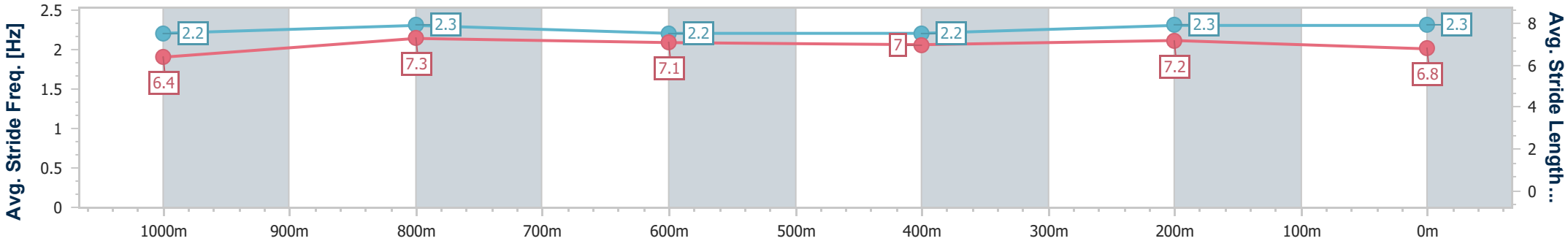

[ ]	Ranking at each section and finish
-:--.--	No data available at this section
NA	No data available

data processed by TRIPLESDATA

Horse/Jockey Name	Hi Barbie
Final Rank	5
Fastest Section Time (Section)	0:11.24 (1000m)
Top Speed [km/h] (Section)	66.0 (1000m)
Race State	Finished

TAB

DoombenProfessional

Race 5: SEVEN SPIRIT OF BOOM CLASSIC - GROUP 2 - 1200m

17 May 2025 - 14:08

Track Rating: Heavy 8, Weather: Overcast, Rail Position: True

BRISBANE RACING CLUB

Section	Overall	1000m	800m	600m	400m	200m
Section Times	1:13.18 [5] (0:13.92)	0:59.26 [13] (0:11.24)	0:48.02 [14] (0:11.89)	0:36.13 [14] (0:12.09)	0:24.04 [12] (0:11.41)	0:12.63 [10] (0:12.63)
Average Speed [km/h]	51.9	64.6	61.3	59.7	63.3	57.1
Top Speed [km/h]	64.7	66.0	64.4	61.9	65.0	61.5
Avg. Dist. to Rail [m]	11.2	4.7	2.0	0.8	5.3	9.4
Avg. Stride Freq. [Hz]	2.1	2.3	2.2	2.2	2.3	2.3
Avg. Stride Length [m]	6.7	7.8	7.7	7.6	7.6	7.1

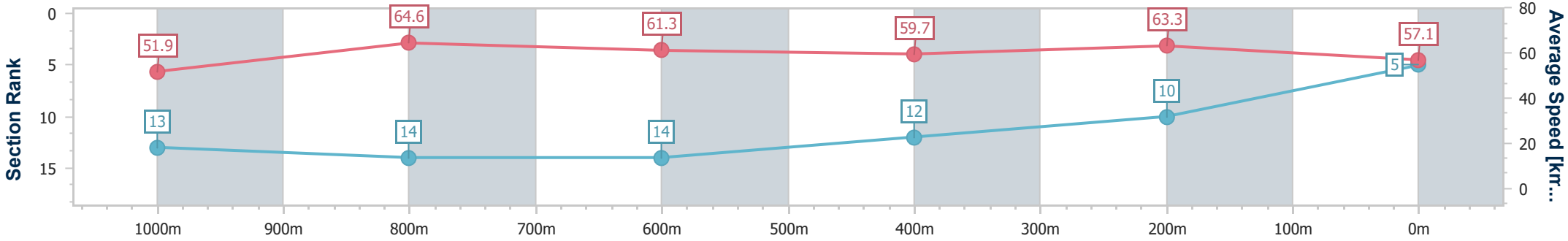

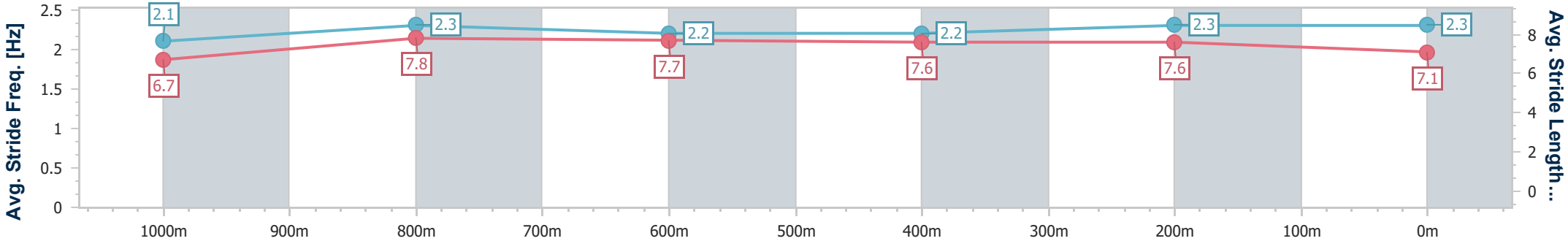

[ ]	Ranking at each section and finish
-:--.--	No data available at this section
NA	No data available

data processed by TRIPLESDATA

Horse/Jockey Name	United States
Final Rank	6
Fastest Section Time (Section)	0:11.23 (1000m)
Top Speed [km/h] (Section)	67.8 (Overall)
Race State	Finished

DoombenProfessional

Race 5: SEVEN SPIRIT OF BOOM CLASSIC - GROUP 2 - 1200m

17 May 2025 - 14:08

Track Rating: Heavy 8, Weather: Overcast, Rail Position: True

BRISBANE RACING CLUB

Section	Overall	1000m	800m	600m	400m	200m
Section Times	1:13.24 [6] (0:13.63)	0:59.61 [9] (0:11.23)	0:48.38 [11] (0:11.92)	0:36.46 [9] (0:12.08)	0:24.38 [9] (0:11.75)	0:12.63 [11] (0:12.63)
Average Speed [km/h]	52.7	64.8	61.0	59.6	61.3	57.0
Top Speed [km/h]	67.8	67.1	62.2	61.5	62.0	60.9
Avg. Dist. to Rail [m]	6.9	3.5	1.8	0.6	3.7	7.9
Avg. Stride Freq. [Hz]	2.2	2.3	2.2	2.2	2.2	2.2
Avg. Stride Length [m]	6.6	7.9	7.7	7.4	7.7	7.2

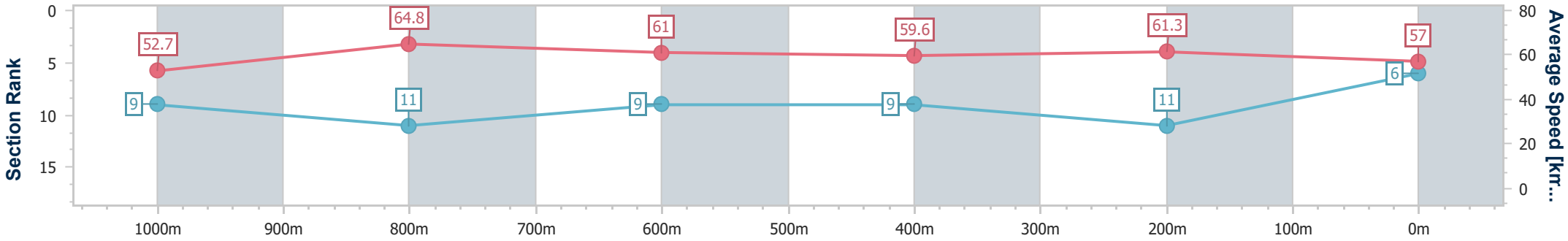

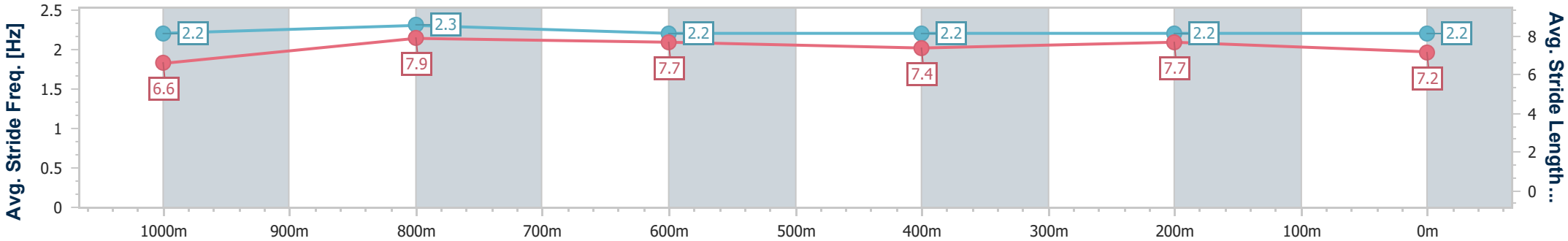

[ ]	Ranking at each section and finish
-:--.--	No data available at this section
NA	No data available

data processed by TRIPLESDATA

Horse/Jockey Name	Farnicle
Final Rank	7
Fastest Section Time (Section)	0:10.77 (1000m)
Top Speed [km/h] (Section)	69.6 (1000m)
Race State	Finished

TAB

DoombenProfessional

Race 5: SEVEN SPIRIT OF BOOM CLASSIC - GROUP 2 - 1200m

17 May 2025 - 14:08

Track Rating: Heavy 8, Weather: Overcast, Rail Position: True

BRISBANE RACING CLUB

Section	Overall	1000m	800m	600m	400m	200m
Section Times	1:13.25 [7] (0:13.33)	0:59.92 [3] (0:10.77)	0:49.15 [2] (0:12.06)	0:37.09 [3] (0:12.26)	0:24.83 [3] (0:11.86)	0:12.97 [2] (0:12.97)
Average Speed [km/h]	54.2	67.0	59.6	58.4	60.4	55.6
Top Speed [km/h]	68.7	69.6	62.1	59.7	61.5	60.3
Avg. Dist. to Rail [m]	11.2	2.2	0.2	0.8	1.3	2.5
Avg. Stride Freq. [Hz]	2.4	2.5	2.3	2.3	2.4	2.3
Avg. Stride Length [m]	6.2	7.6	7.1	7.0	7.0	6.6

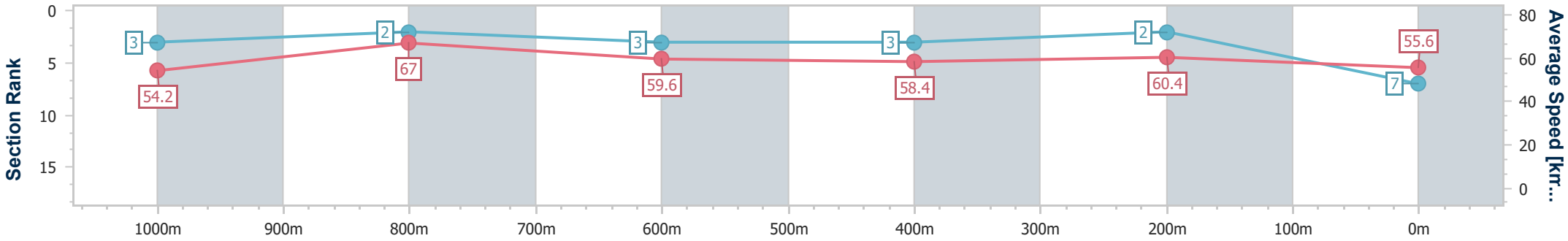

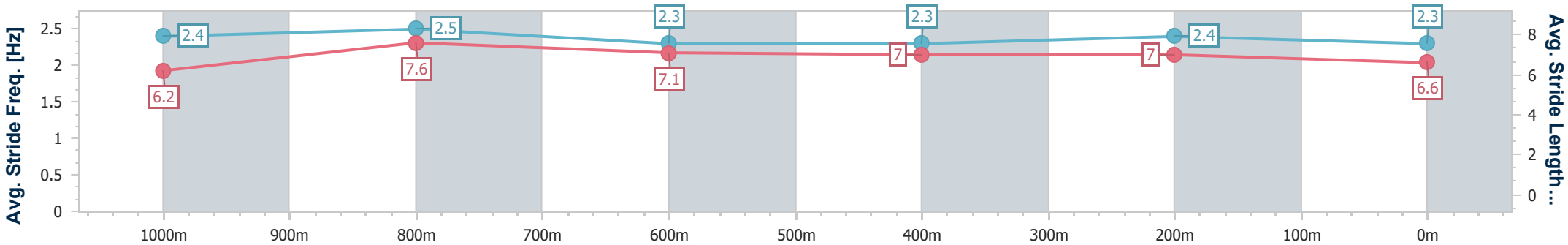

[ ]	Ranking at each section and finish
-:--.--	No data available at this section
NA	No data available

data processed by TRIPLESDATA

Horse/Jockey Name	Torque To Be Sure
Final Rank	8
Fastest Section Time (Section)	0:10.86 (1000m)
Top Speed [km/h] (Section)	68.9 (1000m)
Race State	Finished

DoombenProfessional

Race 5: SEVEN SPIRIT OF BOOM CLASSIC - GROUP 2 - 1200m

17 May 2025 - 14:08

Track Rating: Heavy 8, Weather: Overcast, Rail Position: True

BRISBANE RACING CLUB

Section	Overall	1000m	800m	600m	400m	200m
Section Times	1:13.28 [8] (0:13.32)	0:59.96 [2] (0:10.86)	0:49.10 [3] (0:11.93)	0:37.17 [2] (0:12.29)	0:24.88 [2] (0:11.78)	0:13.10 [1] (0:13.10)
Average Speed [km/h]	54.0	66.4	60.6	59.2	61.5	54.9
Top Speed [km/h]	67.5	68.9	63.4	60.3	63.0	59.4
Avg. Dist. to Rail [m]	7.2	1.4	0.6	2.2	3.3	7.3
Avg. Stride Freq. [Hz]	2.3	2.4	2.3	2.3	2.4	2.3
Avg. Stride Length [m]	6.6	7.7	7.3	7.1	7.1	6.6

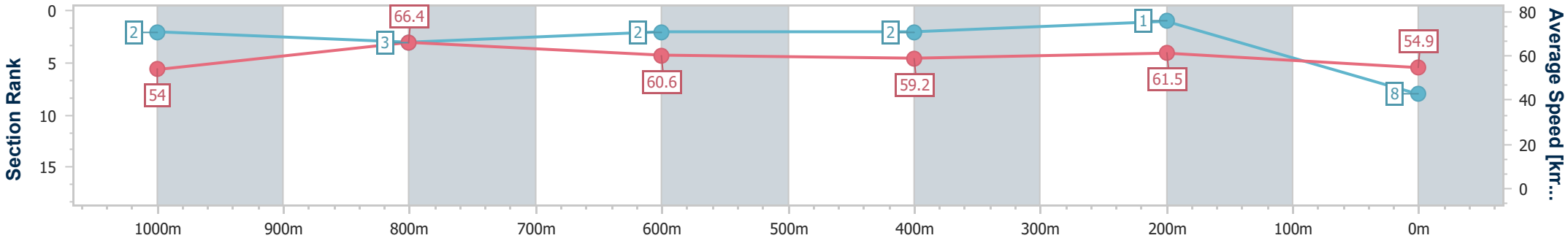

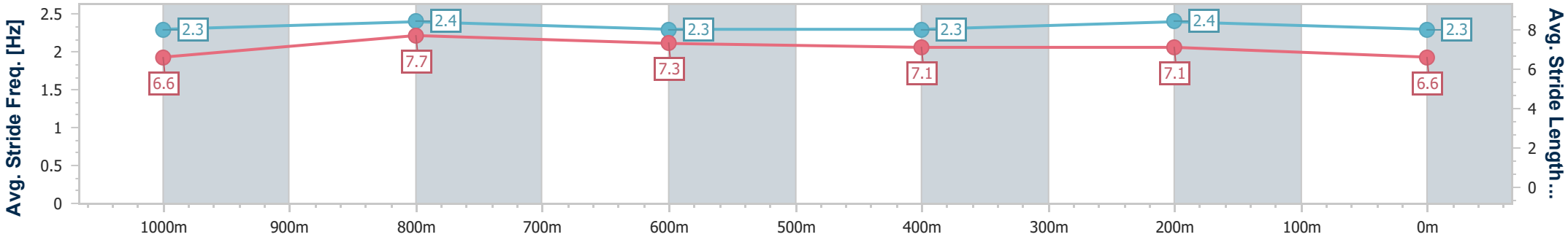

[ ]	Ranking at each section and finish
-:--.--	No data available at this section
NA	No data available

data processed by TRIPLESDATA

Horse/Jockey Name	Namaste
Final Rank	9
Fastest Section Time (Section)	0:11.09 (1000m)
Top Speed [km/h] (Section)	67.6 (1000m)
Race State	Finished

DoombenProfessional

Race 5: SEVEN SPIRIT OF BOOM CLASSIC - GROUP 2 - 1200m

17 May 2025 - 14:08

Track Rating: Heavy 8, Weather: Overcast, Rail Position: True

BRISBANE RACING CLUB

Section	Overall	1000m	800m	600m	400m	200m
Section Times	1:13.52 [9] (0:13.42)	1:00.10 [5] (0:11.09)	0:49.01 [6] (0:11.90)	0:37.11 [5] (0:12.24)	0:24.87 [5] (0:11.81)	0:13.06 [8] (0:13.06)
Average Speed [km/h]	53.7	65.5	61.1	59.5	61.2	55.0
Top Speed [km/h]	66.5	67.6	63.1	60.5	65.0	59.5
Avg. Dist. to Rail [m]	5.8	3.3	2.3	1.7	3.9	7.5
Avg. Stride Freq. [Hz]	2.3	2.3	2.3	2.3	2.3	2.2
Avg. Stride Length [m]	6.5	7.7	7.4	7.3	7.3	6.9

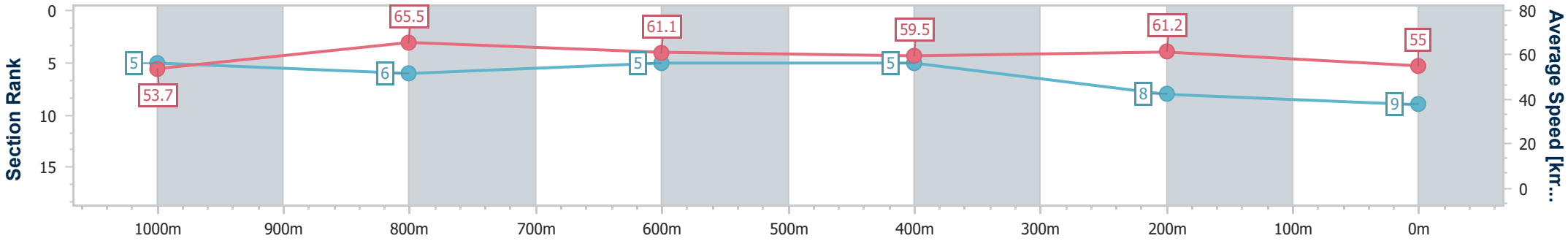

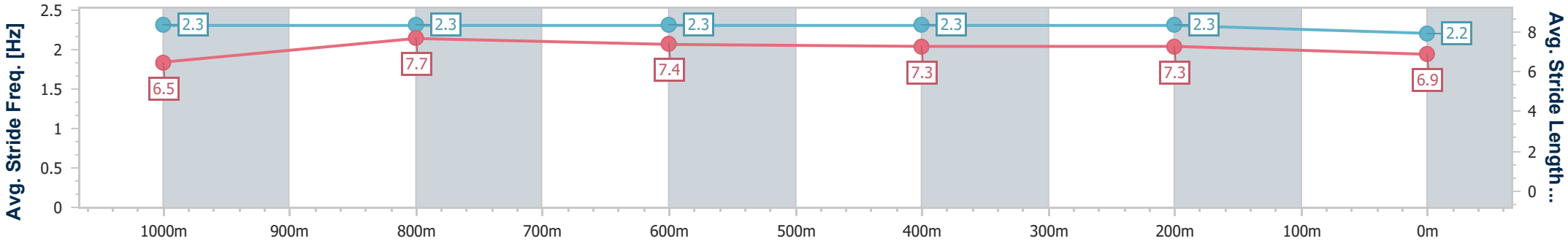

[ ]	Ranking at each section and finish
-:--.--	No data available at this section
NA	No data available

data processed by TRIPLESDATA

Horse/Jockey Name	Earn To Burn
Final Rank	10
Fastest Section Time (Section)	0:10.95 (1000m)
Top Speed [km/h] (Section)	70.2 (Overall)
Race State	Finished

DoombenProfessional

Race 5: SEVEN SPIRIT OF BOOM CLASSIC - GROUP 2 - 1200m

17 May 2025 - 14:08

Track Rating: Heavy 8, Weather: Overcast, Rail Position: True

BRISBANE RACING CLUB

Section	Overall	1000m	800m	600m	400m	200m
Section Times	1:13.63 [10] (0:13.01)	1:00.62 [1] (0:10.95)	0:49.67 [1] (0:12.10)	0:37.57 [1] (0:12.18)	0:25.39 [1] (0:12.06)	0:13.33 [3] (0:13.33)
Average Speed [km/h]	55.4	66.0	59.7	58.7	59.4	54.0
Top Speed [km/h]	70.2	68.2	63.3	59.8	60.9	58.3
Avg. Dist. to Rail [m]	12.3	2.1	0.5	1.0	1.0	1.1
Avg. Stride Freq. [Hz]	2.4	2.4	2.3	2.3	2.3	2.2
Avg. Stride Length [m]	6.3	7.5	7.3	7.1	7.2	6.7

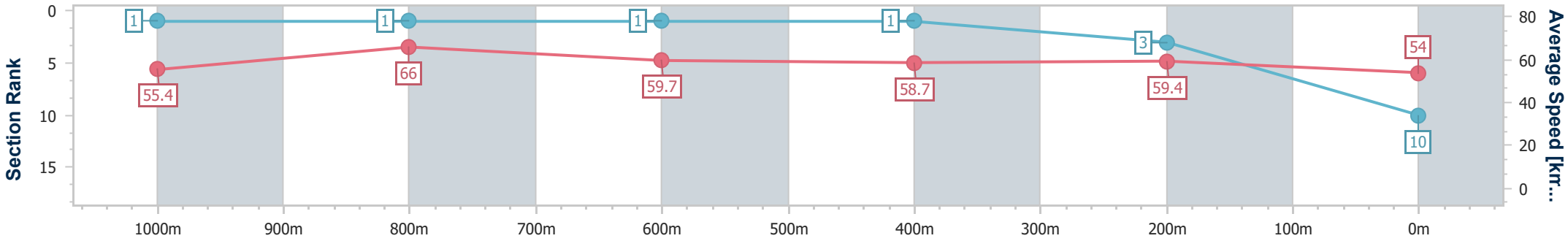

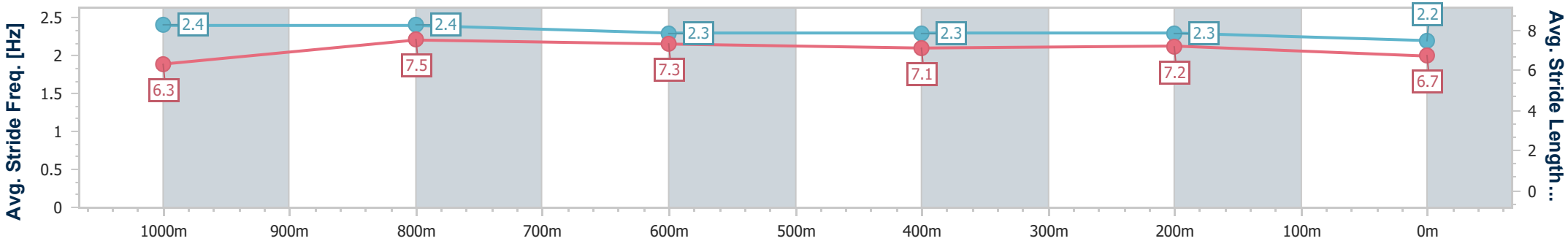

[ ]	Ranking at each section and finish
-:--.--	No data available at this section
NA	No data available

data processed by TRIPLESDATA

Horse/Jockey Name	Thee Creek
Final Rank	11
Fastest Section Time (Section)	0:11.00 (1000m)
Top Speed [km/h] (Section)	67.5 (1000m)
Race State	Finished

TAB

DoombenProfessional

Race 5: SEVEN SPIRIT OF BOOM CLASSIC - GROUP 2 - 1200m

17 May 2025 - 14:08

Track Rating: Heavy 8, Weather: Overcast, Rail Position: True

BRISBANE RACING CLUB

Section	Overall	1000m	800m	600m	400m	200m
Section Times	1:13.66 [11] (0:13.74)	0:59.92 [11] (0:11.00)	0:48.92 [9] (0:12.10)	0:36.82 [10] (0:12.18)	0:24.64 [11] (0:11.75)	0:12.89 [12] (0:12.89)
Average Speed [km/h]	52.4	65.9	60.0	59.0	61.1	55.9
Top Speed [km/h]	66.6	67.5	62.2	60.1	61.4	60.3
Avg. Dist. to Rail [m]	3.8	2.5	1.5	0.4	1.1	3.2
Avg. Stride Freq. [Hz]	2.4	2.4	2.3	2.3	2.4	2.3
Avg. Stride Length [m]	6.0	7.2	7.0	6.9	7.0	6.8

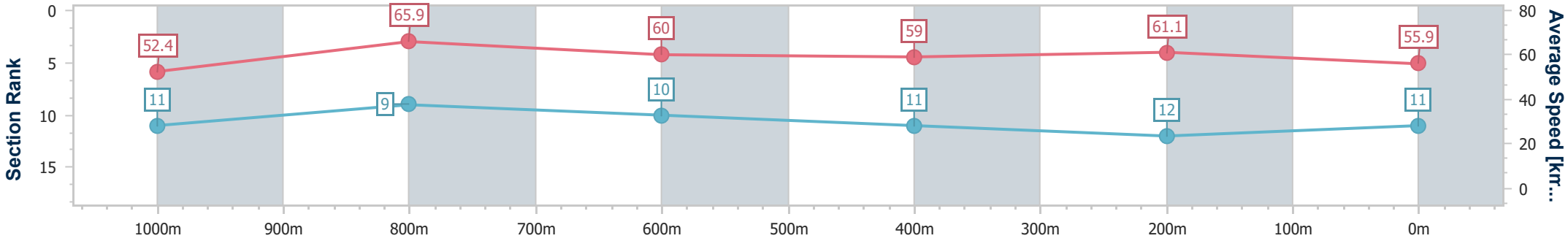

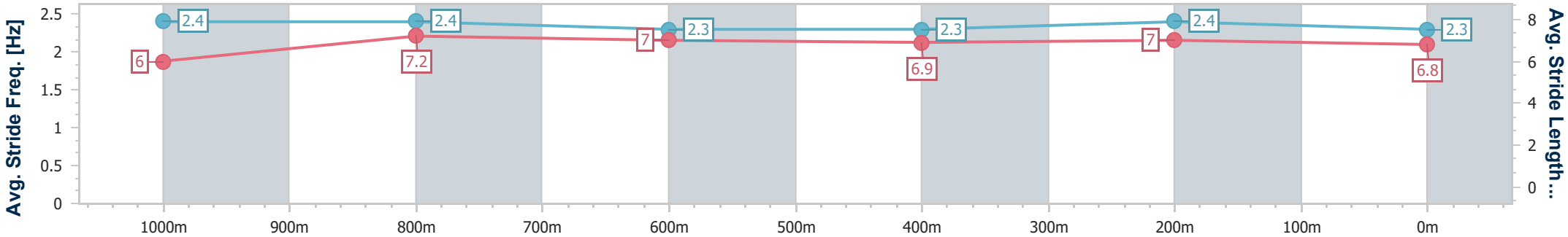

[ ]	Ranking at each section and finish
-:--.--	No data available at this section
NA	No data available

data processed by TRIPLESDATA

Horse/Jockey Name	Kilman
Final Rank	12
Fastest Section Time (Section)	0:10.99 (1000m)
Top Speed [km/h] (Section)	68.3 (1000m)
Race State	Finished

DoombenProfessional

Race 5: SEVEN SPIRIT OF BOOM CLASSIC - GROUP 2 - 1200m

17 May 2025 - 14:08

Track Rating: Heavy 8, Weather: Overcast, Rail Position: True

BRISBANE RACING CLUB

Section	Overall	1000m	800m	600m	400m	200m
Section Times	1:13.74 [12] (0:14.06)	0:59.68 [14] (0:10.99)	0:48.69 [13] (0:11.90)	0:36.79 [13] (0:12.25)	0:24.54 [13] (0:11.65)	0:12.89 [13] (0:12.89)
Average Speed [km/h]	51.3	65.7	60.8	58.5	62.1	55.6
Top Speed [km/h]	65.5	68.3	63.5	60.3	63.4	60.3
Avg. Dist. to Rail [m]	4.5	2.2	0.9	0.5	1.9	4.8
Avg. Stride Freq. [Hz]	2.2	2.3	2.2	2.2	2.3	2.2
Avg. Stride Length [m]	6.4	7.8	7.5	7.3	7.4	7.0

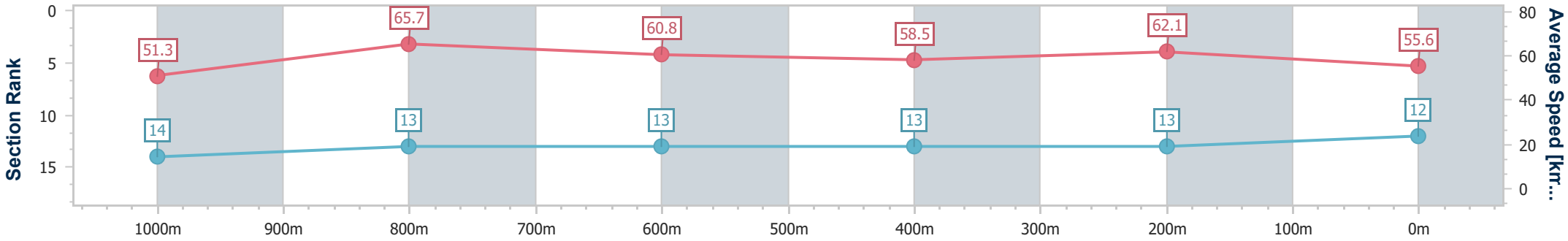

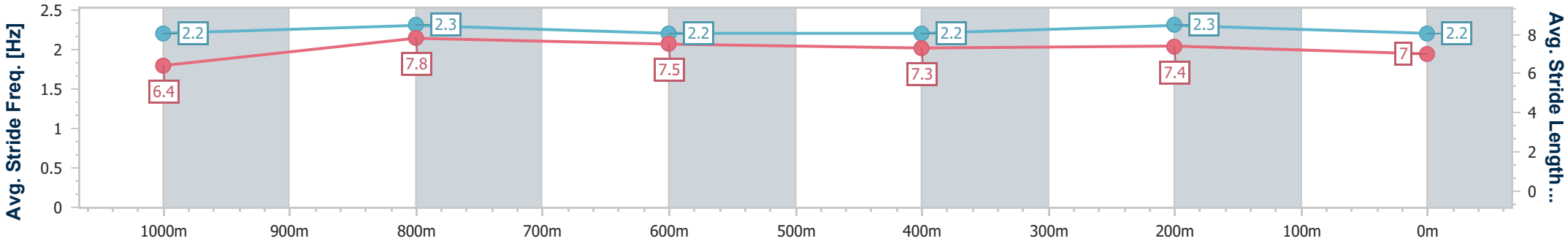

[ ]	Ranking at each section and finish
-:--.--	No data available at this section
NA	No data available

data processed by TRIPLESDATA

Horse/Jockey Name	Lucky Lass
Final Rank	13
Fastest Section Time (Section)	0:10.93 (1000m)
Top Speed [km/h] (Section)	67.7 (1000m)
Race State	Finished

DoombenProfessional

Race 5: SEVEN SPIRIT OF BOOM CLASSIC - GROUP 2 - 1200m

17 May 2025 - 14:08

Track Rating: Heavy 8, Weather: Overcast, Rail Position: True

BRISBANE RACING CLUB

Section	Overall	1000m	800m	600m	400m	200m
Section Times	1:14.01 [13] (0:13.40)	1:00.61 [4] (0:10.93)	0:49.68 [4] (0:12.01)	0:37.67 [4] (0:12.14)	0:25.53 [4] (0:12.05)	0:13.48 [9] (0:13.48)
Average Speed [km/h]	53.8	65.8	60.1	59.5	59.5	53.4
Top Speed [km/h]	67.2	67.7	62.4	59.9	59.9	58.5
Avg. Dist. to Rail [m]	6.7	1.1	0.8	0.8	1.1	0.4
Avg. Stride Freq. [Hz]	2.3	2.4	2.3	2.3	2.4	2.3
Avg. Stride Length [m]	6.3	7.4	7.2	7.1	7.1	6.4

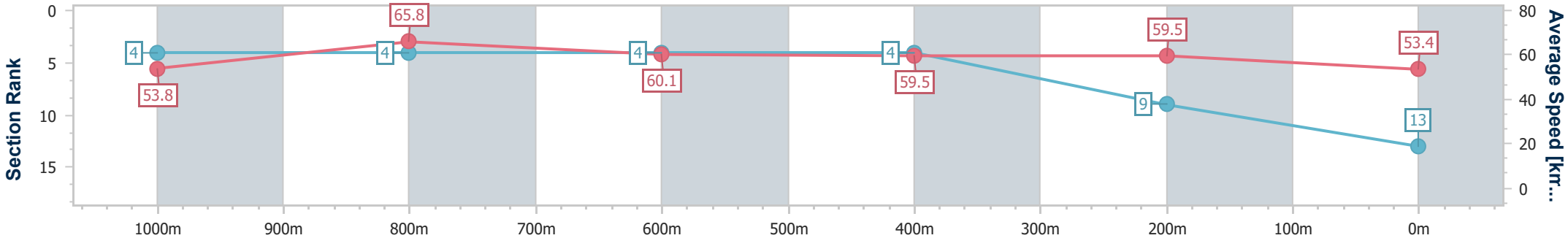

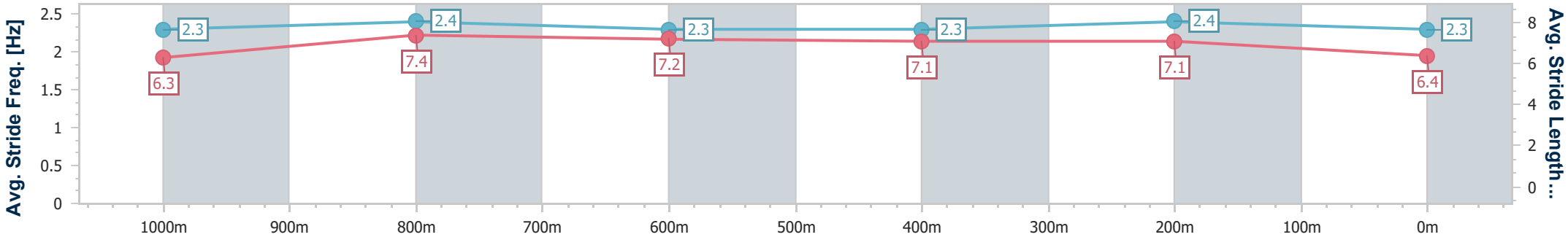

[ ]	Ranking at each section and finish
-:--.--	No data available at this section
NA	No data available

data processed by TRIPLESDATA

Horse/Jockey Name	Midnight Spirit
Final Rank	14
Fastest Section Time (Section)	0:11.15 (1000m)
Top Speed [km/h] (Section)	67.6 (1000m)
Race State	Finished

DoombenProfessional

Race 5: SEVEN SPIRIT OF BOOM CLASSIC - GROUP 2 - 1200m

17 May 2025 - 14:08

Track Rating: Heavy 8, Weather: Overcast, Rail Position: True

BRISBANE RACING CLUB

Section	Overall	1000m	800m	600m	400m	200m
Section Times	1:14.85 [14] (0:13.70)	1:01.15 [10] (0:11.15)	0:50.00 [10] (0:12.00)	0:38.00 [11] (0:12.40)	0:25.60 [14] (0:12.14)	0:13.46 [14] (0:13.46)
Average Speed [km/h]	52.6	64.5	60.3	58.1	59.4	53.6
Top Speed [km/h]	66.2	67.6	62.4	59.3	60.1	57.9
Avg. Dist. to Rail [m]	1.2	0.4	1.3	0.7	1.3	2.3
Avg. Stride Freq. [Hz]	2.3	2.4	2.2	2.2	2.3	2.2
Avg. Stride Length [m]	6.2	7.6	7.5	7.3	7.2	6.8

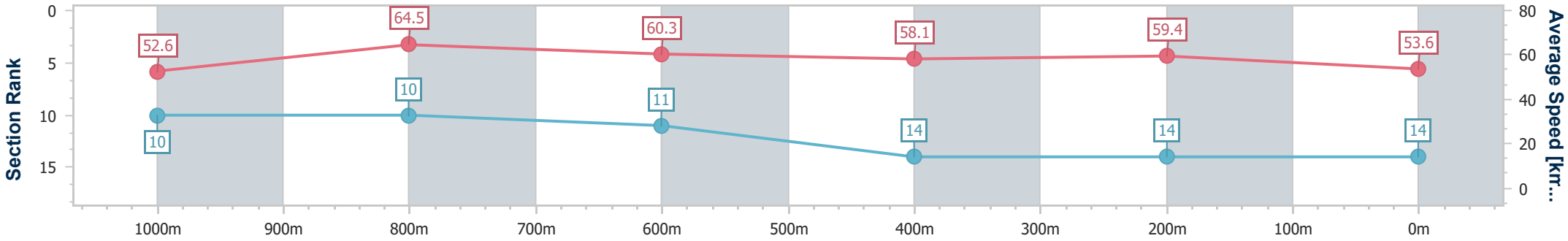

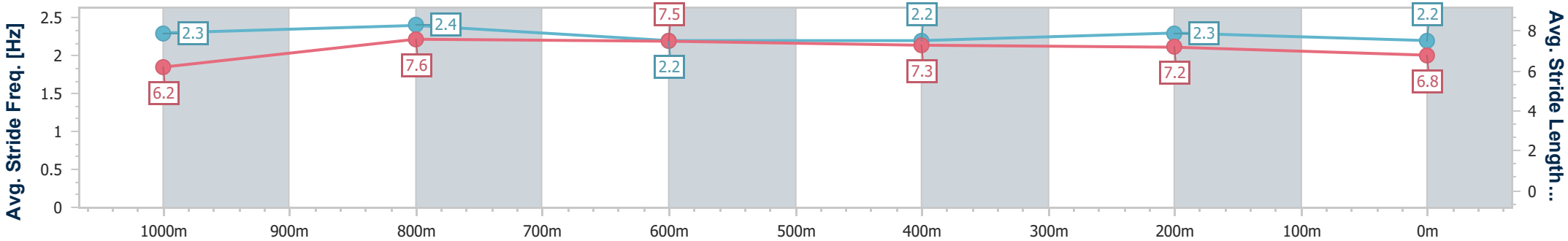

[ ]	Ranking at each section and finish
-:--.--	No data available at this section
NA	No data available

data processed by TRIPLESDATA

DoombenProfessional

Race 6: JRA CHAIRMAN'S HANDICAP - GROUP 3 - 2000m

17 May 2025 - 14:43

BRISBANE RACING CLUB

Track Rating: Heavy 8, Weather: Overcast, Rail Position: True

Section	Overall	1800m	1600m	1400m	1200m	1000m	800m	Last 600m
Field Times	2:06.15 (0:14.32)	1:51.83 (0:12.20)	1:39.63 (0:12.54)	1:27.09 (0:12.69)	1:14.40 (0:12.39)	1:02.01 (0:12.52)	0:49.49 (0:12.95)	0:36.54

Rank	TAB	Horse/Jockey	Barrier	Top Speed [km/h]	Fastest Section	Overall	1800m	1600m	1400m	1200m	1000m	800m	Last 600m	Distance Travelled [m]
1	1	SIR DELIUS	6	62.5	0:11.84	2:06.15 [1]	1:51.43 [5]	1:39.32 [5]	1:26.80 [4]	1:14.18 [4]	1:01.68 [5]	0:49.12 [5]	0:36.30	
		Tim Clark		400m	400m	(0:14.72)	(0:12.11)	(0:12.52)	(0:12.62)	(0:12.50)	(0:12.56)	(0:12.82)		
2	5	FLOATING	9	63.4	0:11.81	2:06.38 [2]	1:51.91 [2]	1:39.86 [1]	1:27.20 [2]	1:14.52 [2]	1:02.00 [3]	0:49.37 [4]	0:36.51	+5
		Jason Collett		400m	400m	(0:14.47)	(0:12.05)	(0:12.66)	(0:12.68)	(0:12.52)	(0:12.63)	(0:12.86)		
3	11	MANZOICE	10	61.8	0:11.92	2:06.74 [3]	1:51.41 [10]	1:38.90 [11]	1:26.41 [11]	1:13.86 [10]	1:01.64 [10]	0:49.31 [9]	0:36.47	+1
		Craig Williams		600m	600m	(0:15.33)	(0:12.51)	(0:12.49)	(0:12.55)	(0:12.22)	(0:12.33)	(0:12.84)		
4	10	STRATHTAY	13	61.6	0:11.93	2:06.98 [4]	1:51.42 [12]	1:38.97 [12]	1:26.48 [12]	1:13.86 [12]	1:01.48 [12]	0:49.21 [12]	0:36.47	+0
		Ron Stewart		600m	600m	(0:15.56)	(0:12.45)	(0:12.49)	(0:12.62)	(0:12.38)	(0:12.27)	(0:12.74)		
5	12	WARP SPEED	12	62.0	0:11.99	2:07.15 [5]	1:52.33 [6]	1:40.03 [6]	1:27.54 [6]	1:14.88 [6]	1:02.44 [6]	0:49.98 [7]	0:37.09	+8
		Jake Bayliss		400m	400m	(0:14.82)	(0:12.30)	(0:12.49)	(0:12.66)	(0:12.44)	(0:12.46)	(0:12.89)		
6	8	STAR VEGA	14	60.6	0:12.15	2:07.36 [6]	1:51.81 [11]	1:39.64 [10]	1:27.07 [10]	1:14.46 [11]	1:01.94 [11]	0:49.71 [11]	0:37.22	-12
		Kyle Wilson-Taylor		1800m	600m	(0:15.55)	(0:12.17)	(0:12.57)	(0:12.61)	(0:12.52)	(0:12.23)	(0:12.49)		
7	4	NIKAU SPUR	4	61.0	0:12.02	2:07.38 [7]	1:52.54 [7]	1:40.20 [7]	1:27.67 [8]	1:15.07 [8]	1:02.59 [8]	0:50.05 [8]	0:37.17	+1
		Mark Du Plessis		400m	400m	(0:14.84)	(0:12.34)	(0:12.53)	(0:12.60)	(0:12.48)	(0:12.54)	(0:12.88)		
8	6	NEREUS	11	63.5	0:12.23	2:07.44 [8]	1:53.12 [1]	1:40.89 [2]	1:28.38 [1]	1:15.69 [1]	1:03.30 [1]	0:50.58 [2]	0:37.58	+5
		Tommy Berry		Overall	1800m	(0:14.32)	(0:12.23)	(0:12.51)	(0:12.69)	(0:12.39)	(0:12.72)	(0:13.00)		
9	9	CABOCHE	1	62.1	0:12.14	2:07.46 [9]	1:52.83 [4]	1:40.69 [3]	1:28.12 [3]	1:15.51 [3]	1:03.01 [4]	0:50.53 [3]	0:37.82	-3
		Jamie Melham		Overall	1800m	(0:14.63)	(0:12.14)	(0:12.57)	(0:12.61)	(0:12.50)	(0:12.48)	(0:12.71)		
10	14	ANEMACORE	7	59.9	0:12.16	2:08.75 [10]	1:53.70 [9]	1:41.33 [9]	1:28.83 [9]	1:16.22 [9]	1:03.75 [9]	0:51.22 [10]	0:38.42	-4
		Andrew Mallyon		1000m	600m	(0:15.05)	(0:12.37)	(0:12.50)	(0:12.61)	(0:12.47)	(0:12.53)	(0:12.80)		

Scratched: Davideo (#13), Immediacy (#3)

[ ]	Ranking at each section and finish	SCN	Saddle cloth number
-:--.--	No data available at this section	DNF	Did not finish
NA	No data available	DNT	Did not track

data processed by TRIPLESDATA

DoombenProfessional

Race 6: JRA CHAIRMAN'S HANDICAP - GROUP 3 - 2000m

17 May 2025 - 14:43

BRISBANE RACING CLUB

Track Rating: Heavy 8, Weather: Overcast, Rail Position: True

Section	Overall	1800m	1600m	1400m	1200m	1000m	800m	Last 600m
Field Times	2:06.15 (0:14.32)	1:51.83 (0:12.20)	1:39.63 (0:12.54)	1:27.09 (0:12.69)	1:14.40 (0:12.39)	1:02.01 (0:12.52)	0:49.49 (0:12.95)	0:36.54

Rank	TAB	Horse/Jockey	Barrier	Top Speed [km/h]	Fastest Section	Overall	1800m	1600m	1400m	1200m	1000m	800m	Last 600m	Distance Travelled [m]
11	2	ALEGRON	3	60.6	0:12.22	2:08.97 [11]	1:53.98 [8]	1:41.76 [8]	1:29.30 [7]	1:16.66 [7]	1:04.18 [7]	0:51.81 [6]	0:39.05	-5
		Rachel King		1800m	1800m	(0:14.99)	(0:12.22)	(0:12.46)	(0:12.64)	(0:12.48)	(0:12.37)	(0:12.76)		
12	7	ENCODER	8	61.8	0:12.03	2:09.58 [12]	1:54.99 [3]	1:42.77 [4]	1:30.06 [5]	1:17.42 [5]	1:05.39 [2]	0:52.92 [1]	0:39.97	-3
		Tyler Schiller		1200m	1200m	(0:14.59)	(0:12.22)	(0:12.71)	(0:12.64)	(0:12.03)	(0:12.47)	(0:12.95)		

Scratched: Davideo (#13), Immediacy (#3)

[ ]	Ranking at each section and finish	**SCN**	Saddle cloth number
-:--.--	No data available at this section	**DNF**	Did not finish
NA	No data available	**DNT**	Did not track

data processed by TRIPLESDATA

DoombenProfessional

Race 6: JRA CHAIRMAN'S HANDICAP - GROUP 3 - 2000m

17 May 2025 - 14:43

BRISBANE RACING CLUB

Track Rating: Heavy 8, Weather: Overcast, Rail Position: True

Section					600m	400m	200m			Last 600m	
Field Times					0:36.54 (0:12.34)	0:24.20 (0:12.02)	0:12.18 (0:12.18)			0:36.54	
Rank	**TAB**	**Horse/Jockey**	**Barrier**	**Top Speed [km/h]**	**Fastest Section**			**Margin**			**Distance Travelled [m]**
1	1	SIR DELIUS	6	62.5	0:11.84	0:36.30 [3]	0:23.94 [5]	0:12.10 [2]	2:06.15	0:36.30	
		Tim Clark		400m	400m	(0:12.36)	(0:11.84)	(0:12.10)			
2	5	FLOATING	9	63.4	0:11.81	0:36.51 [5]	0:24.22 [3]	0:12.41 [1]	1.32L	0:36.51	+5
		Jason Collett		400m	400m	(0:12.29)	(0:11.81)	(0:12.41)			
3	11	MANZOICE	10	61.8	0:11.92	0:36.47 [10]	0:24.55 [4]	0:12.57 [3]	3.45L	0:36.47	+1
		Craig Williams		600m	600m	(0:11.92)	(0:11.98)	(0:12.57)			
4	10	STRATHTAY	13	61.6	0:11.93	0:36.47 [12]	0:24.54 [9]	0:12.61 [6]	4.88L	0:36.47	+0
		Ron Stewart		600m	600m	(0:11.93)	(0:11.93)	(0:12.61)			
5	12	WARP SPEED	12	62.0	0:11.99	0:37.09 [7]	0:24.81 [8]	0:12.82 [5]	5.83L	0:37.09	+8
		Jake Bayliss		400m	400m	(0:12.28)	(0:11.99)	(0:12.82)			
6	8	STAR VEGA	14	60.6	0:12.15	0:37.22 [8]	0:25.07 [7]	0:12.77 [9]	7.1L	0:37.22	-12
		Kyle Wilson-Taylor		1800m	600m	(0:12.15)	(0:12.30)	(0:12.77)			
7	4	NIKAU SPUR	4	61.0	0:12.02	0:37.17 [9]	0:24.82 [11]	0:12.80 [8]	7.18L	0:37.17	+1
		Mark Du Plessis		400m	400m	(0:12.35)	(0:12.02)	(0:12.80)			
8	6	NEREUS	11	63.5	0:12.23	0:37.58 [4]	0:25.28 [2]	0:13.00 [7]	7.54L	0:37.58	+5
		Tommy Berry		Overall	1800m	(0:12.30)	(0:12.28)	(0:13.00)			
9	9	CABOCHE	1	62.1	0:12.14	0:37.82 [2]	0:25.51 [1]	0:13.28 [4]	7.7L	0:37.82	-3
		Jamie Melham		Overall	1800m	(0:12.31)	(0:12.23)	(0:13.28)			
10	14	ANEMACORE	7	59.9	0:12.16	0:38.42 [11]	0:26.26 [10]	0:14.08 [10]	15.25L	0:38.42	-4
		Andrew Mallyon		1000m	600m	(0:12.16)	(0:12.18)	(0:14.08)			

Scratched: Davideo (#13), Immediacy (#3)

[ ]	Ranking at each section and finish	**SCN**	Saddle cloth number
-:--.--	No data available at this section	**DNF**	Did not finish
NA	No data available	**DNT**	Did not track

data processed by TRIPLESDATA

DoombenProfessional

Race 6: JRA CHAIRMAN'S HANDICAP - GROUP 3 - 2000m

17 May 2025 - 14:43

BRISBANE RACING CLUB

Track Rating: Heavy 8, Weather: Overcast, Rail Position: True

Section	600m	400m	200m	Last 600m
Field Times	0:36.54 (0:12.34)	0:24.20 (0:12.02)	0:12.18 (0:12.18)	0:36.54

Rank	TAB	Horse/Jockey	Barrier	Top Speed [km/h]	Fastest Section				Margin			Distance Travelled [m]
11	2	ALEGRON	3	60.6	0:12.22	0:39.05 [6]	0:26.39 [12]	0:13.61 [12]	16.55L		0:39.05	-5
		Rachel King		1800m	1800m	(0:12.66)	(0:12.78)	(0:13.61)				
12	7	ENCODER	8	61.8	0:12.03	0:39.97 [1]	0:27.33 [6]	0:14.76 [11]	20.14L		0:39.97	-3
		Tyler Schiller		1200m	1200m	(0:12.64)	(0:12.57)	(0:14.76)				

Scratched: Davideo (#13), Immediacy (#3)

[ ]	Ranking at each section and finish	**SCN**	Saddle cloth number
-:--.--	No data available at this section	**DNF**	Did not finish
NA	No data available	**DNT**	Did not track

data processed by TRIPLESDATA

Horse/Jockey Name	Sir Delius
Final Rank	1
Fastest Section Time (Section)	0:11.84 (400m)
Top Speed [km/h] (Section)	62.5 (400m)
Race State	Finished

DoombenProfessional

Race 6: JRA CHAIRMAN'S HANDICAP - GROUP 3 - 2000m

17 May 2025 - 14:43

Track Rating: Heavy 8, Weather: Overcast, Rail Position: True

BRISBANE RACING CLUB

Section	Overall	1800m	1600m	1400m	1200m	1000m	800m	600m	400m	200m
Section Times	2:06.15 [1] (0:14.72)	1:51.43 [5] (0:12.11)	1:39.32 [5] (0:12.52)	1:26.80 [4] (0:12.62)	1:14.18 [4] (0:12.50)	1:01.68 [5] (0:12.56)	0:49.12 [5] (0:12.82)	0:36.30 [3] (0:12.36)	0:23.94 [5] (0:11.84)	0:12.10 [2] (0:12.10)
Average Speed [km/h]	48.8	58.7	57.0	57.2	57.6	57.7	56.7	59.0	60.9	59.7
Top Speed [km/h]	60.9	60.3	57.7	57.4	58.4	59.4	58.2	59.1	62.5	61.0
Avg. Dist. to Rail [m]	2.3	2.4	1.6	0.5	1.8	2.8	2.1	1.7	3.4	3.8
Avg. Stride Freq. [Hz]	2.2	2.3	2.2	2.2	2.2	2.2	2.2	2.2	2.3	2.3
Avg. Stride Length [m]	6.2	7.3	7.2	7.4	7.3	7.3	7.3	7.4	7.4	7.3

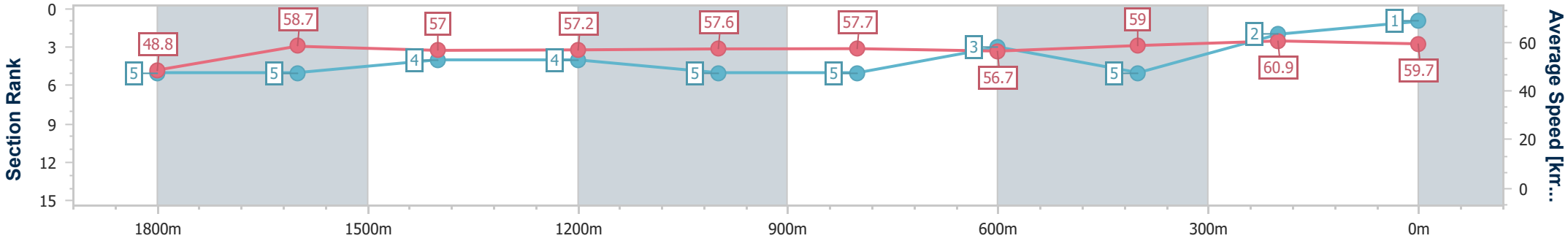

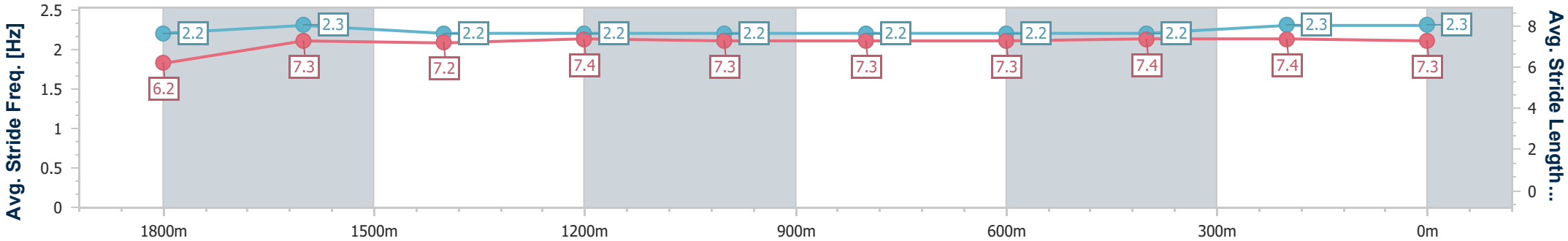

[ ]	Ranking at each section and finish
-:--.--	No data available at this section
NA	No data available

data processed by TRIPLESDATA

Horse/Jockey Name	Floating
Final Rank	2
Fastest Section Time (Section)	0:11.81 (400m)
Top Speed [km/h] (Section)	63.4 (400m)
Race State	Finished

DoombenProfessional

Race 6: JRA CHAIRMAN'S HANDICAP - GROUP 3 - 2000m

17 May 2025 - 14:43

Track Rating: Heavy 8, Weather: Overcast, Rail Position: True

BRISBANE RACING CLUB

Section	Overall	1800m	1600m	1400m	1200m	1000m	800m	600m	400m	200m
Section Times	2:06.38 [2] (0:14.47)	1:51.91 [2] (0:12.05)	1:39.86 [1] (0:12.66)	1:27.20 [2] (0:12.68)	1:14.52 [2] (0:12.52)	1:02.00 [3] (0:12.63)	0:49.37 [4] (0:12.86)	0:36.51 [5] (0:12.29)	0:24.22 [3] (0:11.81)	0:12.41 [1] (0:12.41)
Average Speed [km/h]	49.7	59.7	56.5	57.1	57.6	57.4	57.0	59.0	61.2	58.2
Top Speed [km/h]	61.9	61.8	57.3	57.7	58.8	59.3	58.3	60.1	63.4	61.3
Avg. Dist. to Rail [m]	5.2	1.3	0.8	0.6	2.3	3.6	3.1	1.7	4.1	5.9
Avg. Stride Freq. [Hz]	2.2	2.3	2.2	2.2	2.3	2.2	2.2	2.3	2.4	2.3
Avg. Stride Length [m]	6.1	7.2	7.1	7.1	7.1	7.2	7.1	7.1	7.1	7.1

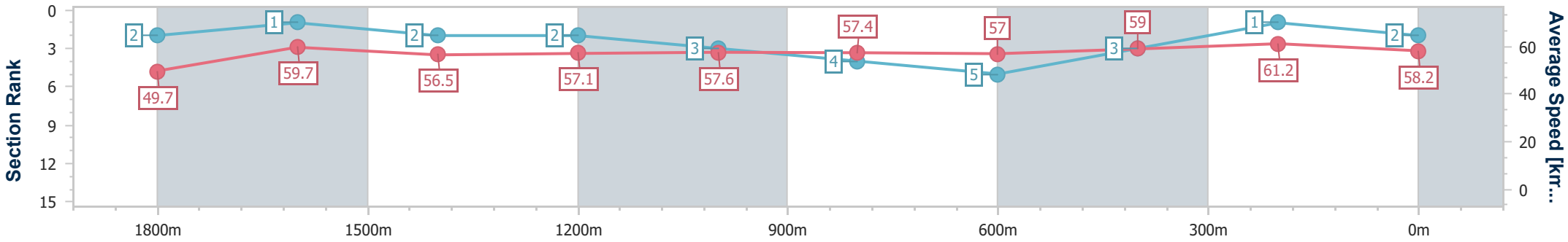

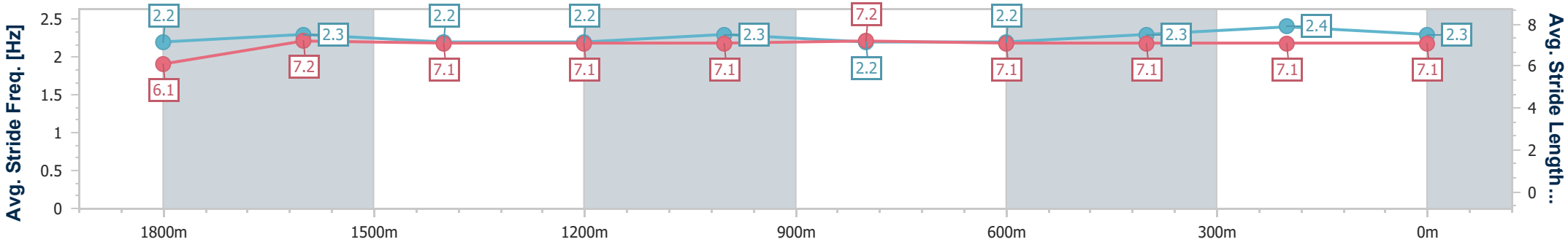

[ ]	Ranking at each section and finish
-:--.--	No data available at this section
NA	No data available

data processed by TRIPLESDATA

Horse/Jockey Name	Manzoice
Final Rank	3
Fastest Section Time (Section)	0:11.92 (600m)
Top Speed [km/h] (Section)	61.8 (600m)
Race State	Finished

DoombenProfessional

Race 6: JRA CHAIRMAN'S HANDICAP - GROUP 3 - 2000m

17 May 2025 - 14:43

Track Rating: Heavy 8, Weather: Overcast, Rail Position: True

BRISBANE RACING CLUB

Section	Overall	1800m	1600m	1400m	1200m	1000m	800m	600m	400m	200m
Section Times	2:06.74 [3] (0:15.33)	1:51.41 [10] (0:12.51)	1:38.90 [11] (0:12.49)	1:26.41 [11] (0:12.55)	1:13.86 [10] (0:12.22)	1:01.64 [10] (0:12.33)	0:49.31 [9] (0:12.84)	0:36.47 [10] (0:11.92)	0:24.55 [4] (0:11.98)	0:12.57 [3] (0:12.57)
Average Speed [km/h]	47.1	57.1	57.6	57.3	58.9	58.7	56.6	60.7	60.5	57.3
Top Speed [km/h]	57.8	58.4	58.2	57.8	60.9	61.1	59.1	61.8	60.9	60.4
Avg. Dist. to Rail [m]	4.9	0.6	0.7	0.5	1.0	2.2	2.1	1.0	4.3	5.9
Avg. Stride Freq. [Hz]	2.1	2.2	2.1	2.1	2.1	2.1	2.1	2.2	2.3	2.2
Avg. Stride Length [m]	6.1	7.4	7.6	7.7	7.7	7.8	7.6	7.6	7.5	7.4

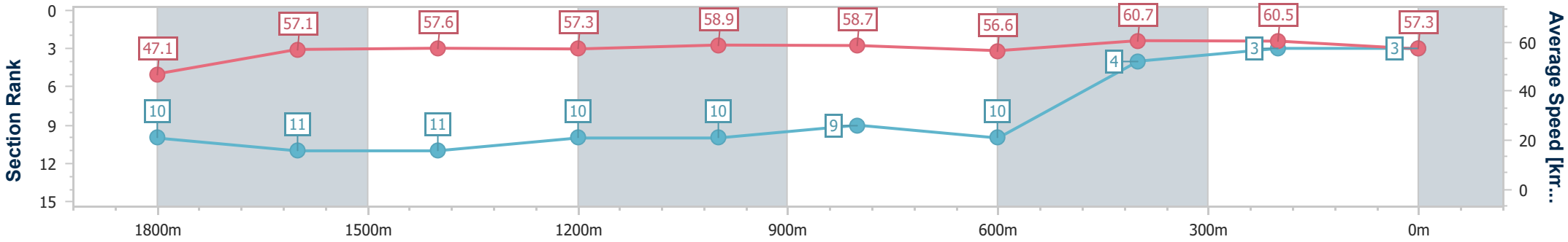

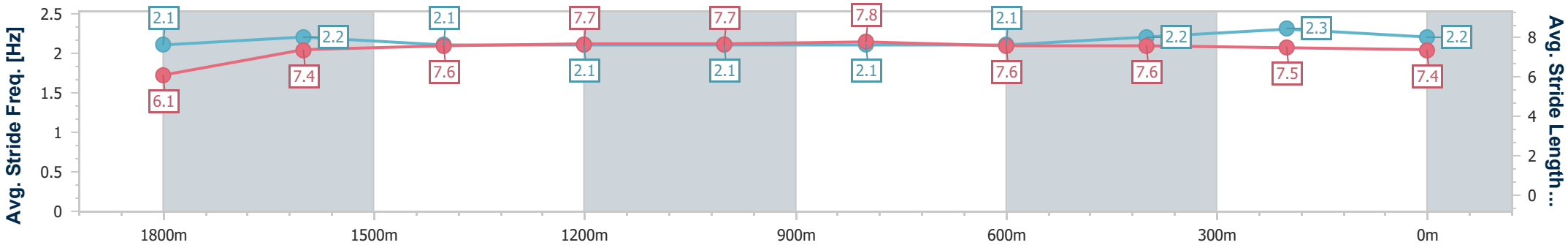

[ ]	Ranking at each section and finish
-:--.--	No data available at this section
NA	No data available

data processed by TRIPLESDATA

Horse/Jockey Name	Strathtay
Final Rank	4
Fastest Section Time (Section)	0:11.93 (600m)
Top Speed [km/h] (Section)	61.6 (600m)
Race State	Finished

DoombenProfessional

Race 6: JRA CHAIRMAN'S HANDICAP - GROUP 3 - 2000m

17 May 2025 - 14:43

Track Rating: Heavy 8, Weather: Overcast, Rail Position: True

BRISBANE RACING CLUB

Section	Overall	1800m	1600m	1400m	1200m	1000m	800m	600m	400m	200m
Section Times	2:06.98 [4] (0:15.56)	1:51.42 [12] (0:12.45)	1:38.97 [12] (0:12.49)	1:26.48 [12] (0:12.62)	1:13.86 [12] (0:12.38)	1:01.48 [12] (0:12.27)	0:49.21 [12] (0:12.74)	0:36.47 [12] (0:11.93)	0:24.54 [9] (0:11.93)	0:12.61 [6] (0:12.61)
Average Speed [km/h]	46.3	57.4	57.5	56.8	58.1	58.9	57.3	60.8	60.8	57.0
Top Speed [km/h]	58.6	58.3	58.0	57.4	60.3	61.6	59.5	61.6	61.5	59.9
Avg. Dist. to Rail [m]	6.2	1.2	0.9	0.4	1.0	2.7	1.8	1.5	4.9	6.5
Avg. Stride Freq. [Hz]	2.1	2.2	2.2	2.1	2.2	2.2	2.1	2.2	2.3	2.2
Avg. Stride Length [m]	6.1	7.4	7.4	7.4	7.5	7.5	7.5	7.5	7.5	7.2

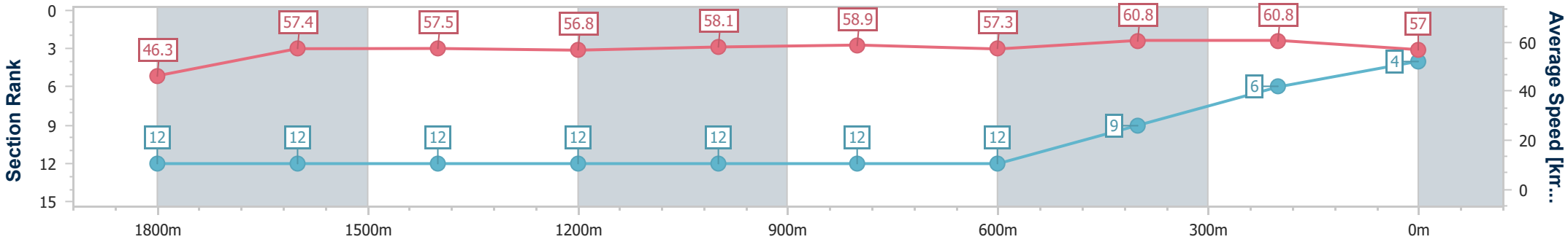

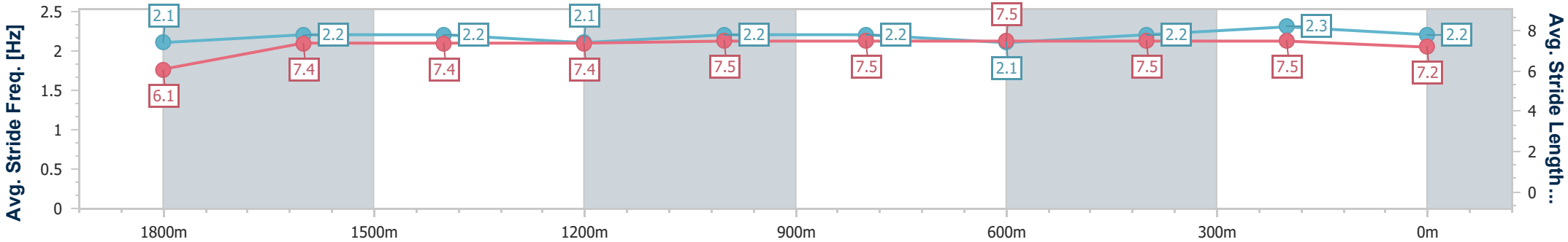

[ ]	Ranking at each section and finish
-:--.--	No data available at this section
NA	No data available

data processed by TRIPLESDATA

Horse/Jockey Name	Warp Speed
Final Rank	5
Fastest Section Time (Section)	0:11.99 (400m)
Top Speed [km/h] (Section)	62.0 (400m)
Race State	Finished

DoombenProfessional

Race 6: JRA CHAIRMAN'S HANDICAP - GROUP 3 - 2000m

17 May 2025 - 14:43

Track Rating: Heavy 8, Weather: Overcast, Rail Position: True

BRISBANE RACING CLUB

Section	Overall	1800m	1600m	1400m	1200m	1000m	800m	600m	400m	200m
Section Times	2:07.15 [5] (0:14.82)	1:52.33 [6] (0:12.30)	1:40.03 [6] (0:12.49)	1:27.54 [6] (0:12.66)	1:14.88 [6] (0:12.44)	1:02.44 [6] (0:12.46)	0:49.98 [7] (0:12.89)	0:37.09 [7] (0:12.28)	0:24.81 [8] (0:11.99)	0:12.82 [5] (0:12.82)
Average Speed [km/h]	48.6	58.5	57.6	57.4	58.2	58.2	56.7	59.2	60.3	56.3
Top Speed [km/h]	60.0	60.3	58.8	58.2	59.2	59.2	58.4	59.7	62.0	59.5
Avg. Dist. to Rail [m]	7.4	0.7	0.5	1.5	2.6	3.4	2.9	1.9	3.7	4.5
Avg. Stride Freq. [Hz]	2.1	2.2	2.2	2.1	2.1	2.1	2.1	2.2	2.2	2.2
Avg. Stride Length [m]	6.2	7.4	7.3	7.5	7.5	7.6	7.4	7.5	7.5	7.2

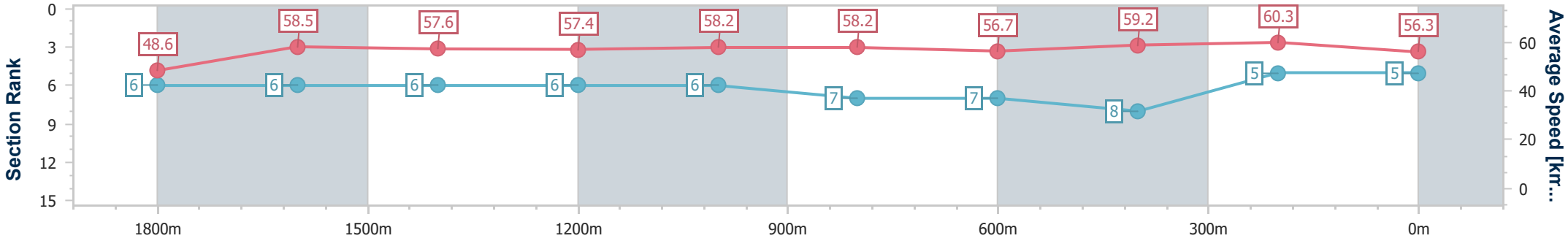

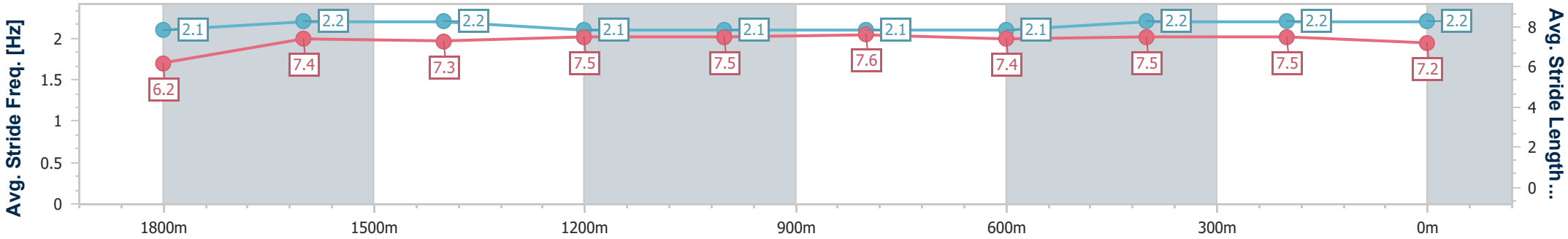

[ ]	Ranking at each section and finish
-:--.--	No data available at this section
NA	No data available

data processed by TRIPLESDATA

Horse/Jockey Name	Star Vega
Final Rank	6
Fastest Section Time (Section)	0:12.15 (600m)
Top Speed [km/h] (Section)	60.6 (1800m)
Race State	Finished

TAB

DoombenProfessional

Race 6: JRA CHAIRMAN'S HANDICAP - GROUP 3 - 2000m

17 May 2025 - 14:43

Track Rating: Heavy 8, Weather: Overcast, Rail Position: True

BRISBANE RACING CLUB

Section	Overall	1800m	1600m	1400m	1200m	1000m	800m	600m	400m	200m
Section Times	2:07.36 [6] (0:15.55)	1:51.81 [11] (0:12.17)	1:39.64 [10] (0:12.57)	1:27.07 [10] (0:12.61)	1:14.46 [11] (0:12.52)	1:01.94 [11] (0:12.23)	0:49.71 [11] (0:12.49)	0:37.22 [8] (0:12.15)	0:25.07 [7] (0:12.30)	0:12.77 [9] (0:12.77)
Average Speed [km/h]	46.4	58.3	56.9	57.0	57.3	59.0	57.5	58.6	58.3	56.2
Top Speed [km/h]	60.3	60.6	58.1	58.0	60.2	60.6	59.0	59.3	59.1	57.8
Avg. Dist. to Rail [m]	5.7	2.3	1.3	0.6	1.0	1.4	0.8	2.2	1.2	3.5
Avg. Stride Freq. [Hz]	2.2	2.3	2.2	2.2	2.2	2.2	2.2	2.3	2.3	2.2
Avg. Stride Length [m]	5.8	7.2	7.3	7.3	7.3	7.4	7.3	7.1	7.1	7.0

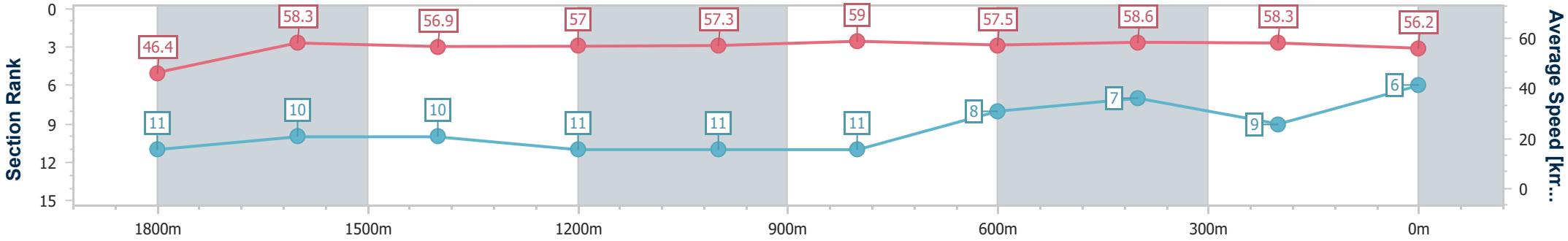

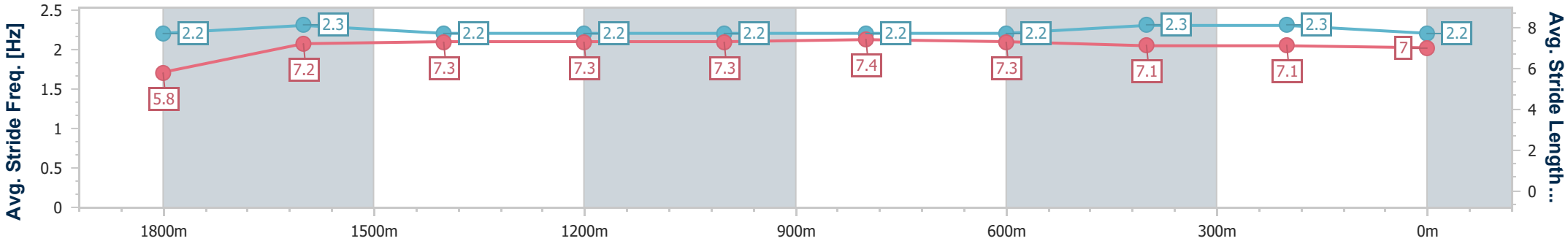

[ ]	Ranking at each section and finish
-:--.--	No data available at this section
NA	No data available

data processed by TRIPLESDATA

Horse/Jockey Name	Nikau Spur
Final Rank	7
Fastest Section Time (Section)	0:12.02 (400m)
Top Speed [km/h] (Section)	61.0 (400m)
Race State	Finished

TAB

DoombenProfessional

Race 6: JRA CHAIRMAN'S HANDICAP - GROUP 3 - 2000m

17 May 2025 - 14:43

Track Rating: Heavy 8, Weather: Overcast, Rail Position: True

BRISBANE RACING CLUB

Section	Overall	1800m	1600m	1400m	1200m	1000m	800m	600m	400m	200m
Section Times	2:07.38 [7] (0:14.84)	1:52.54 [7] (0:12.34)	1:40.20 [7] (0:12.53)	1:27.67 [8] (0:12.60)	1:15.07 [8] (0:12.48)	1:02.59 [8] (0:12.54)	0:50.05 [8] (0:12.88)	0:37.17 [9] (0:12.35)	0:24.82 [11] (0:12.02)	0:12.80 [8] (0:12.80)
Average Speed [km/h]	48.5	58.0	57.4	57.0	57.9	57.6	56.5	58.6	60.1	56.4
Top Speed [km/h]	59.7	60.0	57.7	58.0	59.3	59.3	57.8	59.6	61.0	59.9
Avg. Dist. to Rail [m]	1.9	0.8	0.6	0.2	1.2	2.2	1.9	0.9	5.0	8.7
Avg. Stride Freq. [Hz]	2.3	2.3	2.3	2.3	2.3	2.3	2.2	2.3	2.4	2.3
Avg. Stride Length [m]	5.9	6.9	7.0	7.0	7.1	7.1	7.0	7.0	7.1	6.8

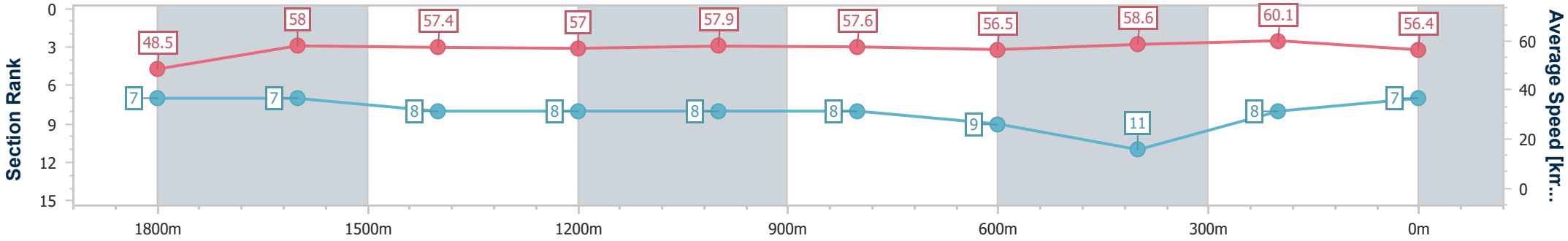

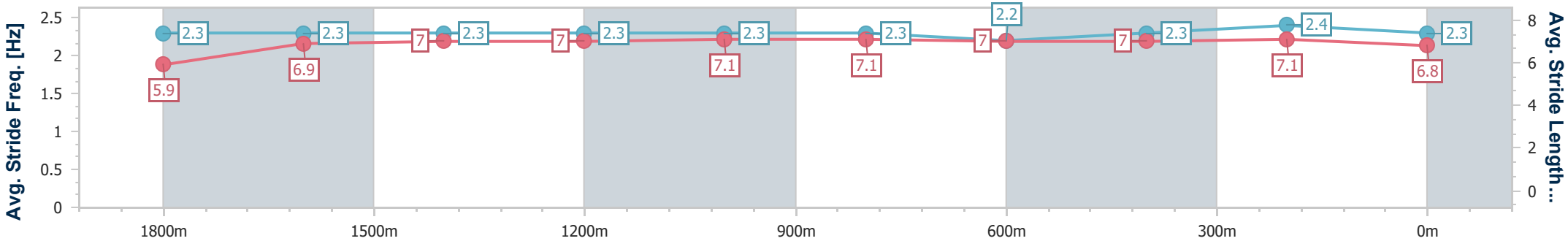

[ ]	Ranking at each section and finish
-:--.--	No data available at this section
NA	No data available

data processed by TRIPLESDATA

Horse/Jockey Name	Nereus
Final Rank	8
Fastest Section Time (Section)	0:12.23 (1800m)
Top Speed [km/h] (Section)	63.5 (Overall)
Race State	Finished

DoombenProfessional

Race 6: JRA CHAIRMAN'S HANDICAP - GROUP 3 - 2000m

17 May 2025 - 14:43

Track Rating: Heavy 8, Weather: Overcast, Rail Position: True

BRISBANE RACING CLUB

Section	Overall	1800m	1600m	1400m	1200m	1000m	800m	600m	400m	200m
Section Times	2:07.44 [8] (0:14.32)	1:53.12 [1] (0:12.23)	1:40.89 [2] (0:12.51)	1:28.38 [1] (0:12.69)	1:15.69 [1] (0:12.39)	1:03.30 [1] (0:12.72)	0:50.58 [2] (0:13.00)	0:37.58 [4] (0:12.30)	0:25.28 [2] (0:12.28)	0:13.00 [7] (0:13.00)
Average Speed [km/h]	50.3	58.6	57.3	57.4	58.1	57.3	56.6	58.7	58.9	55.3
Top Speed [km/h]	63.5	62.6	58.7	58.5	60.6	61.2	58.9	60.1	59.3	58.1
Avg. Dist. to Rail [m]	6.2	1.3	0.5	1.4	3.1	5.0	3.4	1.0	1.8	4.0
Avg. Stride Freq. [Hz]	2.3	2.3	2.2	2.2	2.2	2.2	2.2	2.2	2.3	2.2
Avg. Stride Length [m]	6.1	7.2	7.2	7.2	7.2	7.2	7.2	7.3	7.2	6.9

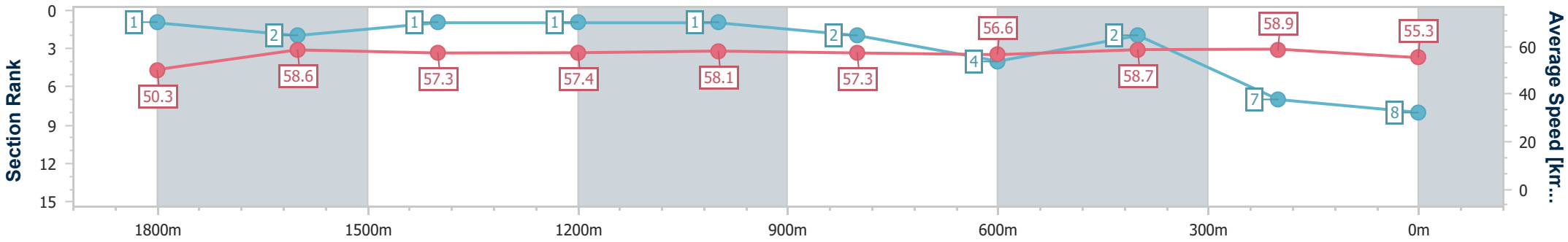

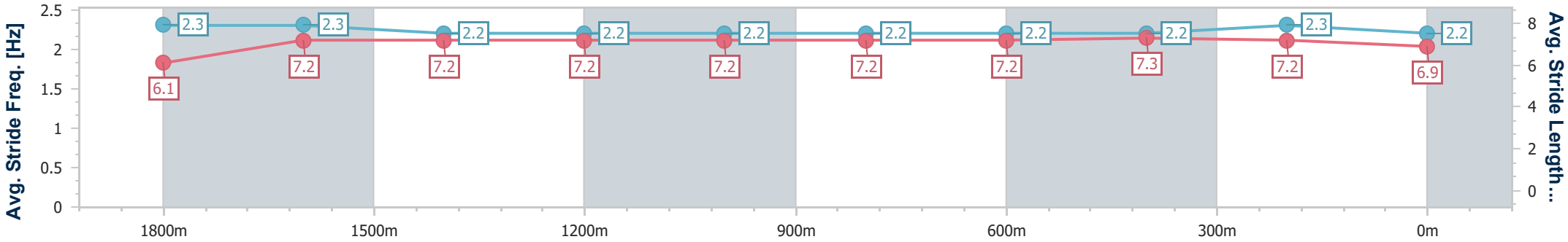

[ ]	Ranking at each section and finish
-:--.--	No data available at this section
NA	No data available

data processed by TRIPLESDATA

Horse/Jockey Name	Caboche
Final Rank	9
Fastest Section Time (Section)	0:12.14 (1800m)
Top Speed [km/h] (Section)	62.1 (Overall)
Race State	Finished

DoombenProfessional

Race 6: JRA CHAIRMAN'S HANDICAP - GROUP 3 - 2000m

17 May 2025 - 14:43

Track Rating: Heavy 8, Weather: Overcast, Rail Position: True

BRISBANE RACING CLUB

Section	Overall	1800m	1600m	1400m	1200m	1000m	800m	600m	400m	200m
Section Times	2:07.46 [9] (0:14.63)	1:52.83 [4] (0:12.14)	1:40.69 [3] (0:12.57)	1:28.12 [3] (0:12.61)	1:15.51 [3] (0:12.50)	1:03.01 [4] (0:12.48)	0:50.53 [3] (0:12.71)	0:37.82 [2] (0:12.31)	0:25.51 [1] (0:12.23)	0:13.28 [4] (0:13.28)
Average Speed [km/h]	49.1	58.8	57.2	57.2	57.8	57.7	57.0	58.4	58.9	54.2
Top Speed [km/h]	62.1	60.6	58.3	57.8	58.5	58.9	58.5	59.4	60.2	58.2
Avg. Dist. to Rail [m]	2.0	2.0	0.6	0.5	2.4	1.5	1.0	0.7	1.2	1.9
Avg. Stride Freq. [Hz]	2.3	2.4	2.3	2.2	2.3	2.3	2.3	2.4	2.4	2.3
Avg. Stride Length [m]	5.9	6.9	7.0	7.1	7.1	7.1	6.9	6.9	6.8	6.5

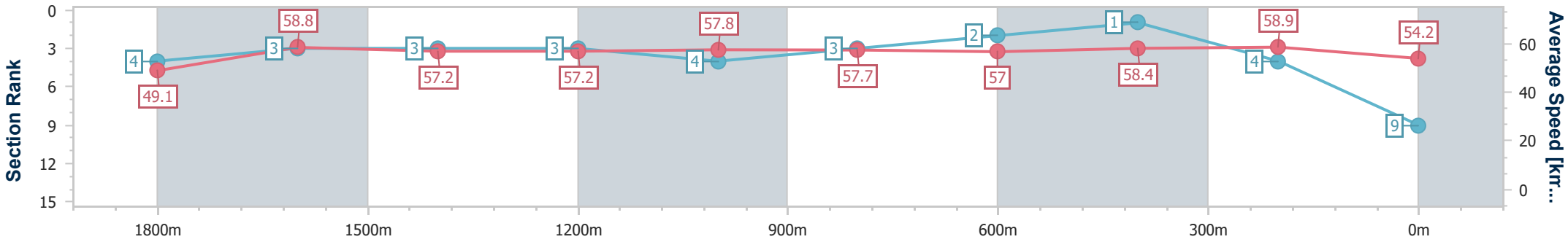

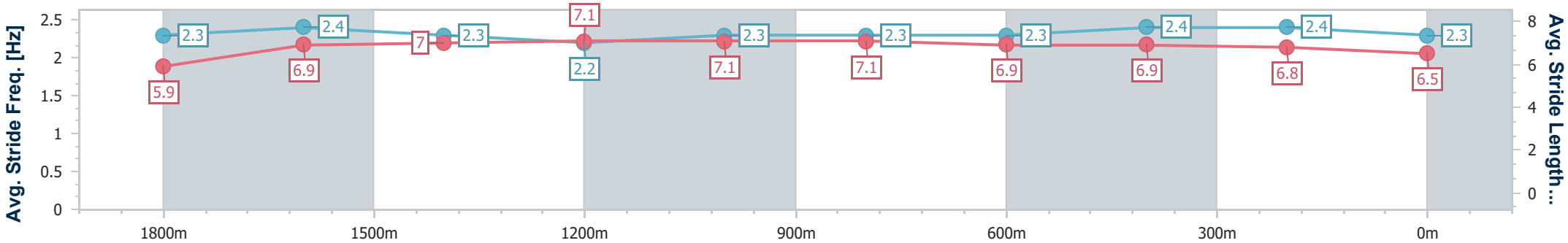

[ ]	Ranking at each section and finish
-:--.--	No data available at this section
NA	No data available

data processed by TRIPLESDATA

Horse/Jockey Name	Anemacore
Final Rank	10
Fastest Section Time (Section)	0:12.16 (600m)
Top Speed [km/h] (Section)	59.9 (1000m)
Race State	Finished

DoombenProfessional

Race 6: JRA CHAIRMAN'S HANDICAP - GROUP 3 - 2000m

17 May 2025 - 14:43

Track Rating: Heavy 8, Weather: Overcast, Rail Position: True

BRISBANE RACING CLUB

Section	Overall	1800m	1600m	1400m	1200m	1000m	800m	600m	400m	200m
Section Times	2:08.75 [10] (0:15.05)	1:53.70 [9] (0:12.37)	1:41.33 [9] (0:12.50)	1:28.83 [9] (0:12.61)	1:16.22 [9] (0:12.47)	1:03.75 [9] (0:12.53)	0:51.22 [10] (0:12.80)	0:38.42 [11] (0:12.16)	0:26.26 [10] (0:12.18)	0:14.08 [10] (0:14.08)
Average Speed [km/h]	47.8	57.8	57.6	57.2	57.8	57.6	56.8	58.9	58.7	51.2
Top Speed [km/h]	59.1	58.5	58.2	58.1	59.7	59.9	59.1	59.7	59.5	57.7
Avg. Dist. to Rail [m]	3.2	0.8	0.6	0.4	1.7	1.8	1.3	0.9	1.8	1.7
Avg. Stride Freq. [Hz]	2.2	2.3	2.2	2.2	2.2	2.2	2.2	2.2	2.2	2.2
Avg. Stride Length [m]	6.0	7.1	7.2	7.3	7.3	7.3	7.3	7.4	7.3	6.6

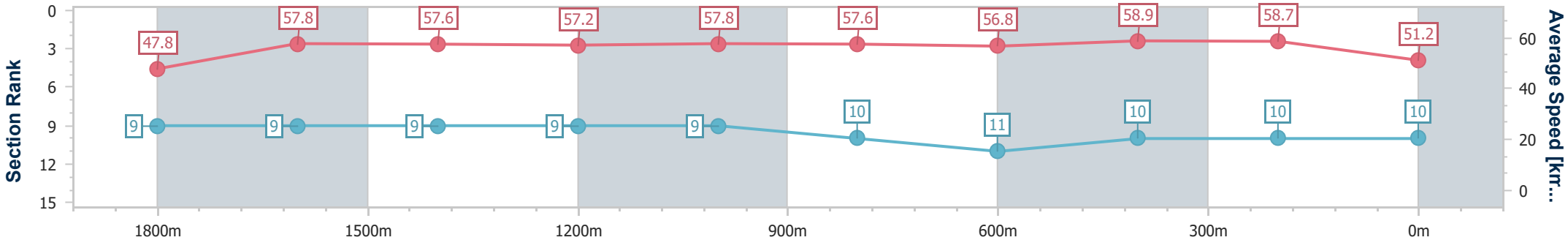

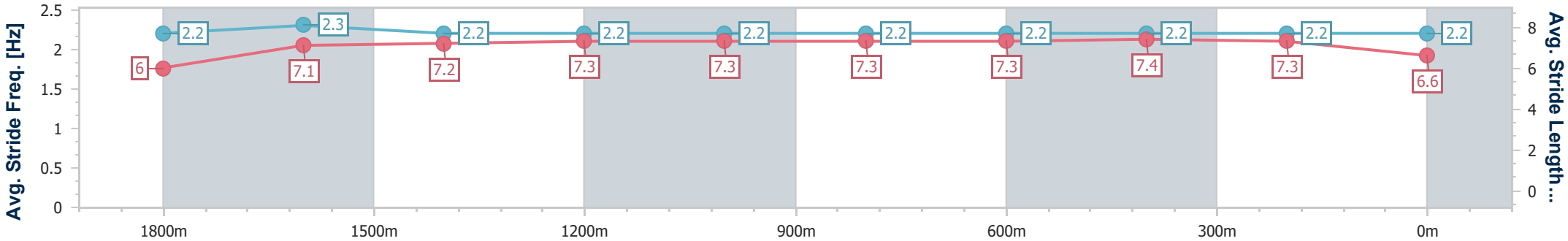

[ ]	Ranking at each section and finish
-:--.--	No data available at this section
NA	No data available

data processed by TRIPLESDATA

Horse/Jockey Name	Alegron
Final Rank	11
Fastest Section Time (Section)	0:12.22 (1800m)
Top Speed [km/h] (Section)	60.6 (1800m)
Race State	Finished

DoombenProfessional

Race 6: JRA CHAIRMAN'S HANDICAP - GROUP 3 - 2000m

17 May 2025 - 14:43

Track Rating: Heavy 8, Weather: Overcast, Rail Position: True

BRISBANE RACING CLUB

Section	Overall	1800m	1600m	1400m	1200m	1000m	800m	600m	400m	200m
Section Times	2:08.97 [11] (0:14.99)	1:53.98 [8] (0:12.22)	1:41.76 [8] (0:12.46)	1:29.30 [7] (0:12.64)	1:16.66 [7] (0:12.48)	1:04.18 [7] (0:12.37)	0:51.81 [6] (0:12.76)	0:39.05 [6] (0:12.66)	0:26.39 [12] (0:12.78)	0:13.61 [12] (0:13.61)
Average Speed [km/h]	48.2	58.4	57.5	56.7	57.7	58.3	56.7	57.0	56.5	52.8
Top Speed [km/h]	60.4	60.6	57.8	57.8	59.5	59.7	57.9	58.4	57.0	56.2
Avg. Dist. to Rail [m]	1.8	1.9	1.3	0.5	0.7	1.0	1.0	0.5	2.3	4.5
Avg. Stride Freq. [Hz]	2.1	2.1	2.1	2.1	2.1	2.1	2.1	2.1	2.1	2.1
Avg. Stride Length [m]	6.3	7.7	7.7	7.6	7.7	7.8	7.6	7.4	7.4	7.2

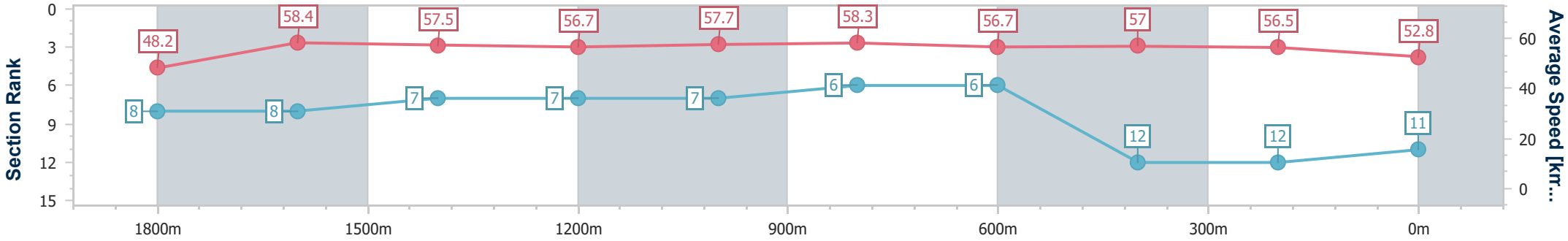

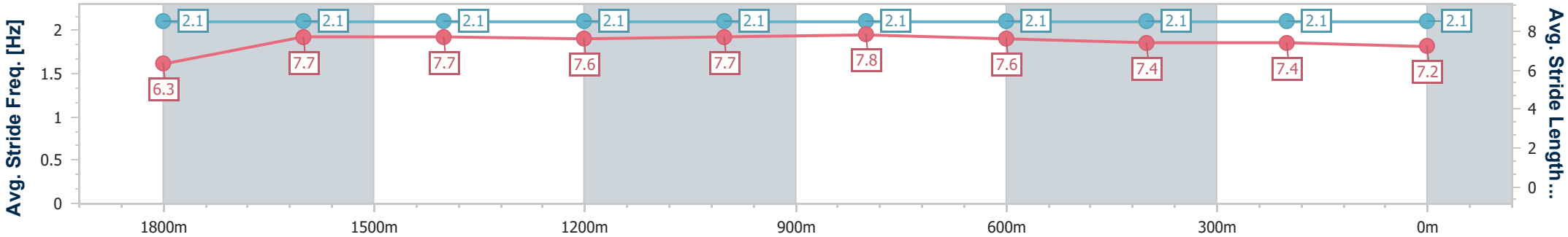

[ ]	Ranking at each section and finish
-:--.--	No data available at this section
NA	No data available

data processed by TRIPLESDATA

Horse/Jockey Name	Encoder
Final Rank	12
Fastest Section Time (Section)	0:12.03 (1200m)
Top Speed [km/h] (Section)	61.8 (1200m)
Race State	Finished

TAB

DoombenProfessional

Race 6: JRA CHAIRMAN'S HANDICAP - GROUP 3 - 2000m

17 May 2025 - 14:43

Track Rating: Heavy 8, Weather: Overcast, Rail Position: True

BRISBANE RACING CLUB

Section	Overall	1800m	1600m	1400m	1200m	1000m	800m	600m	400m	200m
Section Times	2:09.58 [12] (0:14.59)	1:54.99 [3] (0:12.22)	1:42.77 [4] (0:12.71)	1:30.06 [5] (0:12.64)	1:17.42 [5] (0:12.03)	1:05.39 [2] (0:12.47)	0:52.92 [1] (0:12.95)	0:39.97 [1] (0:12.64)	0:27.33 [6] (0:12.57)	0:14.76 [11] (0:14.76)
Average Speed [km/h]	49.4	58.5	56.7	57.2	59.8	57.9	55.6	57.0	57.1	48.9
Top Speed [km/h]	60.5	60.5	57.7	58.1	61.8	61.3	57.2	57.9	58.2	55.8
Avg. Dist. to Rail [m]	3.1	1.3	0.9	0.4	1.8	1.7	0.2	0.5	0.8	2.6
Avg. Stride Freq. [Hz]	2.2	2.2	2.2	2.2	2.2	2.2	2.2	2.3	2.3	2.1
Avg. Stride Length [m]	6.3	7.4	7.2	7.3	7.5	7.4	7.1	6.9	6.9	6.5

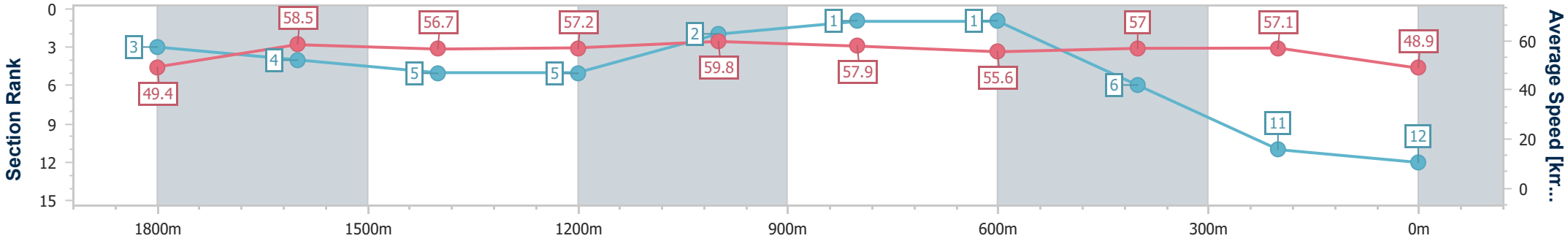

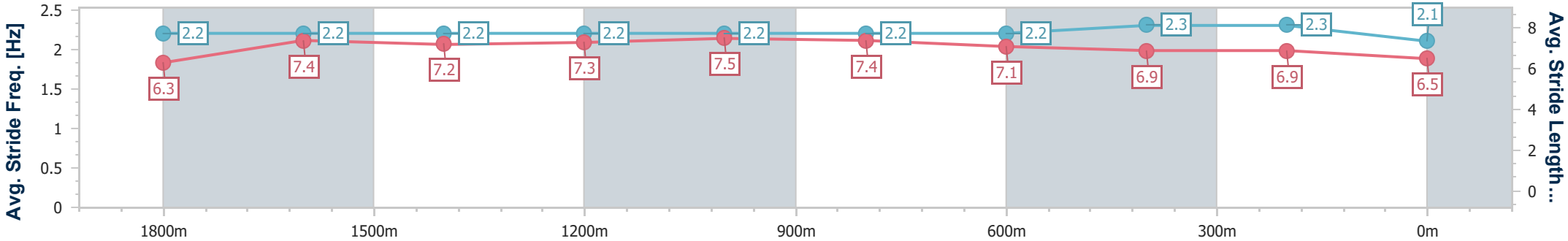

[ ]	Ranking at each section and finish
-:--.--	No data available at this section
NA	No data available

data processed by TRIPLESDATA

DoombenProfessional

Race 7: MAGIC MILLIONS BRIGHT SHADOW - LISTED - WEIGHTS RAISED 2.5KG - 1110m

17 May 2025 - 15:22

BRISBANE RACING CLUB

Track Rating: Heavy 8, Weather: Overcast, Rail Position: True

Section	Overall	1000m	800m	600m	400m	200m	Last 600m
Field Times	1:06.07 (0:08.15)	0:57.92 (0:10.71)	0:47.21 (0:11.29)	0:35.92 (0:11.76)	0:24.16 (0:11.81)	0:12.35 (0:12.35)	0:35.92

Rank	TAB	Horse/Jockey	Barrier	Top Speed [km/h]	Fastest Section	Overall	1000m	800m	600m	400m	200m	Margin	Last 600m	Distance Travelled [m]
1	2	IN FLIGHT	2	68.4	0:08.33	1:06.07 [1]	0:57.74 [5]	0:46.87 [7]	0:35.45 [7]	0:23.78 [7]	0:12.29 [4]	1:06.07	0:35.45	
		Jason Collett		1000m	Overall	(0:08.33)	(0:10.87)	(0:11.42)	(0:11.67)	(0:11.49)	(0:12.29)			
2	3	KIN	8	68.6	0:08.46	1:06.39 [2]	0:57.93 [8]	0:47.14 [8]	0:35.78 [6]	0:24.18 [6]	0:12.54 [5]	1.87L	0:35.78	+6
		James McDonald		1000m	Overall	(0:08.46)	(0:10.79)	(0:11.36)	(0:11.60)	(0:11.64)	(0:12.54)			
3	5	MIDNIGHT IN TOKYO	14	68.9	0:08.65	1:06.56 [3]	0:57.91 [10]	0:47.09 [9]	0:35.70 [9]	0:24.09 [8]	0:12.55 [7]	2.83L	0:35.70	+1
		Jag Guthmann-Chester		1000m	Overall	(0:08.65)	(0:10.82)	(0:11.39)	(0:11.61)	(0:11.54)	(0:12.55)			
4	7	NAVYONTHEHIGHWAY	5	70.5	0:08.29	1:06.67 [4]	0:58.38 [4]	0:47.68 [3]	0:36.23 [5]	0:24.68 [3]	0:12.94 [2]	3.49L	0:36.23	-5
		Tommy Berry		1000m	Overall	(0:08.29)	(0:10.70)	(0:11.45)	(0:11.55)	(0:11.74)	(0:12.94)			
5	11	BLACK ON BEAUTY	10	71.2	0:08.52	1:06.85 [5]	0:58.33 [9]	0:47.74 [5]	0:36.56 [2]	0:24.88 [2]	0:13.13 [1]	4.58L	0:36.56	+3
		Jamie Melham		1000m	Overall	(0:08.52)	(0:10.59)	(0:11.18)	(0:11.68)	(0:11.75)	(0:13.13)			
6	12	ZOUPERB	4	68.3	0:08.25	1:06.88 [6]	0:58.63 [3]	0:47.82 [4]	0:36.45 [4]	0:24.68 [5]	0:12.99 [6]	4.75L	0:36.45	+3
		Emily Lang		1000m	Overall	(0:08.25)	(0:10.81)	(0:11.37)	(0:11.77)	(0:11.69)	(0:12.99)			
7	8	MISS HELLFIRE	1	66.7	0:08.43	1:06.94 [7]	0:58.51 [7]	0:47.34 [10]	0:35.90 [10]	0:24.44 [10]	0:12.76 [9]	5.08L	0:35.90	-9
		Tyler Schiller		1000m	Overall	(0:08.43)	(0:11.17)	(0:11.44)	(0:11.46)	(0:11.68)	(0:12.76)			
8	1	TIGER SHARK	11	70.6	0:08.25	1:07.62 [8]	0:59.37 [2]	0:48.76 [1]	0:37.47 [1]	0:25.71 [1]	0:13.86 [3]	9.11L	0:37.47	-2
		Bailey Wheeler		1000m	Overall	(0:08.25)	(0:10.61)	(0:11.29)	(0:11.76)	(0:11.85)	(0:13.86)			
9	9	MIGHTY	3	68.6	0:08.34	1:07.63 [9]	0:59.29 [6]	0:48.45 [6]	0:36.93 [8]	0:25.16 [9]	0:13.31 [10]	9.16L	0:36.93	-2
		Andrew Mallyon		1000m	Overall	(0:08.34)	(0:10.84)	(0:11.52)	(0:11.77)	(0:11.85)	(0:13.31)			
10	4	LIQUOR	9	69.1	0:08.15	1:07.95 [10]	0:59.80 [1]	0:48.97 [2]	0:37.62 [3]	0:25.79 [4]	0:13.83 [8]	11.01L	0:37.62	-3
		Angela Jones		1000m	Overall	(0:08.15)	(0:10.83)	(0:11.35)	(0:11.83)	(0:11.96)	(0:13.83)			

Scratched: Dirty Dancing (#14), Left Field (#13), Appin Girl (#6), Overfull (#10)

Report Created: Sat 17 May 2025 15:50 GMT+10 (Note: Timing is based on position data)

[ ]	Ranking at each section and finish	SCN	Saddle cloth number
-:--.--	No data available at this section	DNF	Did not finish
NA	No data available	DNT	Did not track

data processed by TRIPLESDATA

Horse/Jockey Name	In Flight
Final Rank	1
Fastest Section Time (Section)	0:08.33 (Overall)
Top Speed [km/h] (Section)	68.4 (1000m)
Race State	Finished

TAB

DoombenProfessional

Race 7: MAGIC MILLIONS BRIGHT SHADOW - LISTED - WEIGHTS RAISED 2.5KG - 1110m

17 May 2025 - 15:22

Track Rating: Heavy 8, Weather: Overcast, Rail Position: True

BRISBANE RACING CLUB

Section	Overall	1000m	800m	600m	400m	200m
Section Times	1:06.07 [1] (0:08.33)	0:57.74 [5] (0:10.87)	0:46.87 [7] (0:11.42)	0:35.45 [7] (0:11.67)	0:23.78 [7] (0:11.49)	0:12.29 [4] (0:12.29)
Average Speed [km/h]	47.7	66.6	63.5	61.7	62.7	58.5
Top Speed [km/h]	66.1	68.4	65.4	63.5	63.8	61.9
Avg. Dist. to Rail [m]	3.2	1.3	1.9	0.9	2.1	3.7
Avg. Stride Freq. [Hz]	2.3	2.5	2.4	2.4	2.4	2.4
Avg. Stride Length [m]	5.7	7.4	7.3	7.3	7.2	6.8

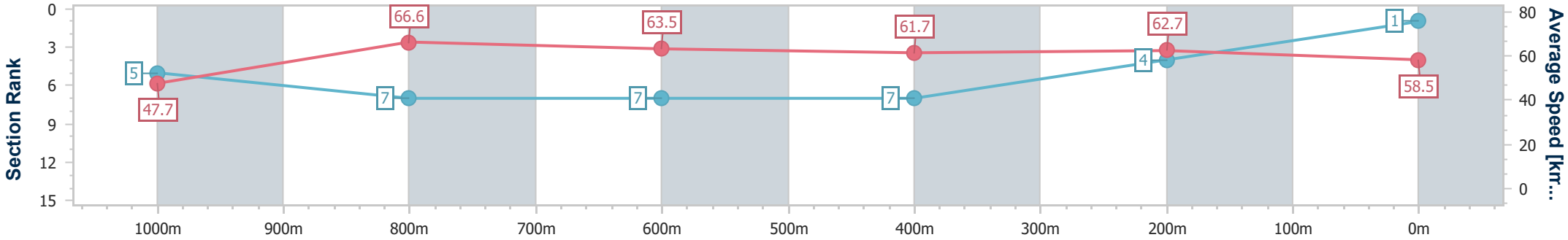

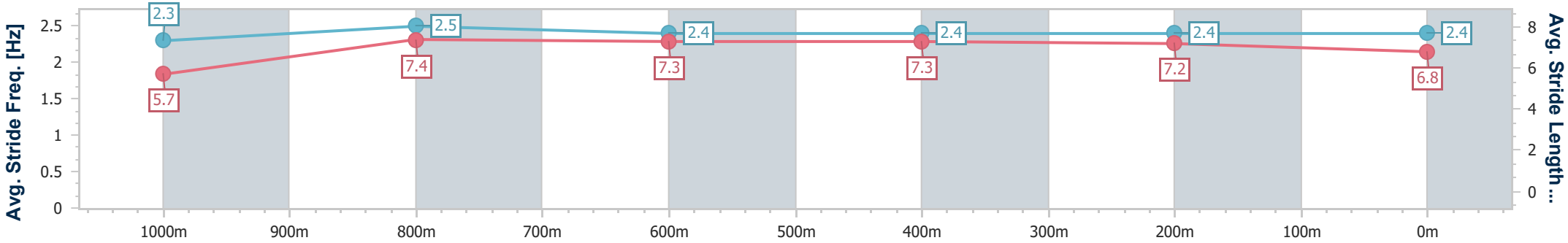

[ ]	Ranking at each section and finish
-:--.--	No data available at this section
NA	No data available

data processed by TRIPLESDATA

Horse/Jockey Name	Kin
Final Rank	2
Fastest Section Time (Section)	0:08.46 (Overall)
Top Speed [km/h] (Section)	68.6 (1000m)
Race State	Finished

DoombenProfessional

Race 7: MAGIC MILLIONS BRIGHT SHADOW - LISTED - WEIGHTS RAISED 2.5KG - 1110m

17 May 2025 - 15:22

Track Rating: Heavy 8, Weather: Overcast, Rail Position: True

BRISBANE RACING CLUB

Section	Overall	1000m	800m	600m	400m	200m
Section Times	1:06.39 [2] (0:08.46)	0:57.93 [8] (0:10.79)	0:47.14 [8] (0:11.36)	0:35.78 [6] (0:11.60)	0:24.18 [6] (0:11.64)	0:12.54 [5] (0:12.54)
Average Speed [km/h]	47.0	67.2	64.6	62.7	62.1	57.4
Top Speed [km/h]	66.1	68.6	66.0	64.9	63.2	61.7
Avg. Dist. to Rail [m]	7.4	4.4	3.4	1.7	3.9	6.5
Avg. Stride Freq. [Hz]	2.2	2.4	2.4	2.4	2.4	2.3
Avg. Stride Length [m]	5.7	7.7	7.6	7.4	7.3	6.9

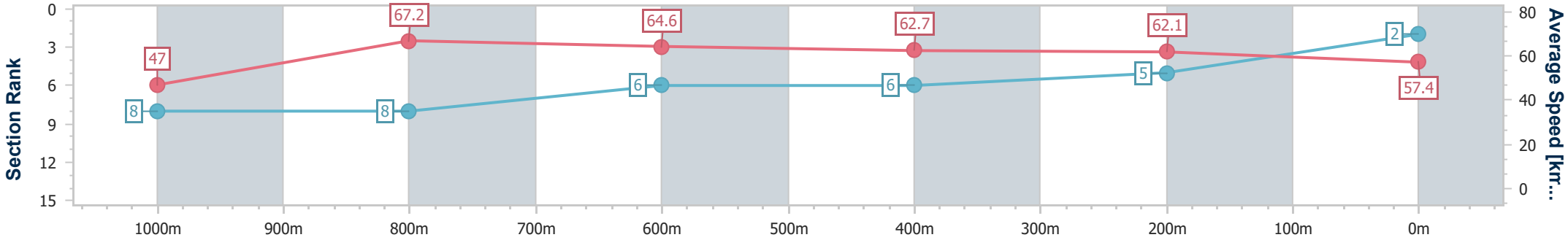

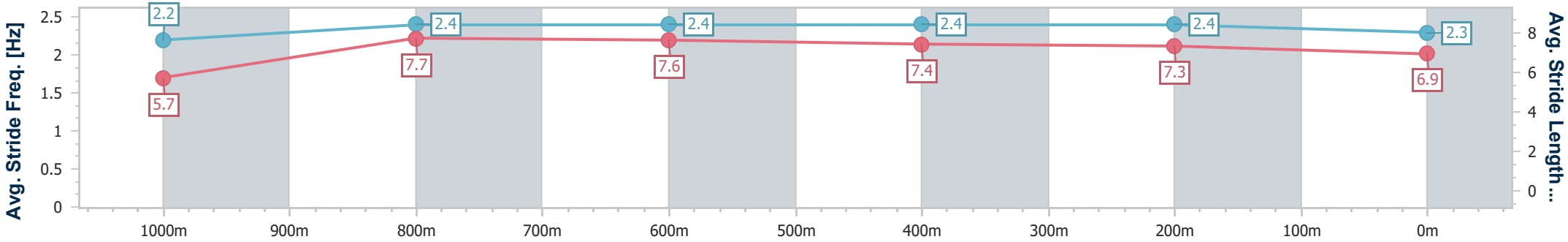

[ ]	Ranking at each section and finish
-:--.--	No data available at this section
NA	No data available

data processed by TRIPLESDATA

Horse/Jockey Name	Midnight In Tokyo
Final Rank	3
Fastest Section Time (Section)	0:08.65 (Overall)
Top Speed [km/h] (Section)	68.9 (1000m)
Race State	Finished

DoombenProfessional

Race 7: MAGIC MILLIONS BRIGHT SHADOW - LISTED - WEIGHTS RAISED 2.5KG - 1110m

17 May 2025 - 15:22

Track Rating: Heavy 8, Weather: Overcast, Rail Position: True

BRISBANE RACING CLUB

Section	Overall	1000m	800m	600m	400m	200m
Section Times	1:06.56 [3] (0:08.65)	0:57.91 [10] (0:10.82)	0:47.09 [9] (0:11.39)	0:35.70 [9] (0:11.61)	0:24.09 [8] (0:11.54)	0:12.55 [7] (0:12.55)
Average Speed [km/h]	45.9	66.9	63.7	62.1	62.9	57.3
Top Speed [km/h]	63.1	68.9	66.9	62.8	63.8	61.5
Avg. Dist. to Rail [m]	10.8	4.0	1.5	0.5	5.2	8.9
Avg. Stride Freq. [Hz]	2.3	2.6	2.5	2.4	2.5	2.4
Avg. Stride Length [m]	5.5	6.8	6.4	6.9	6.6	6.6

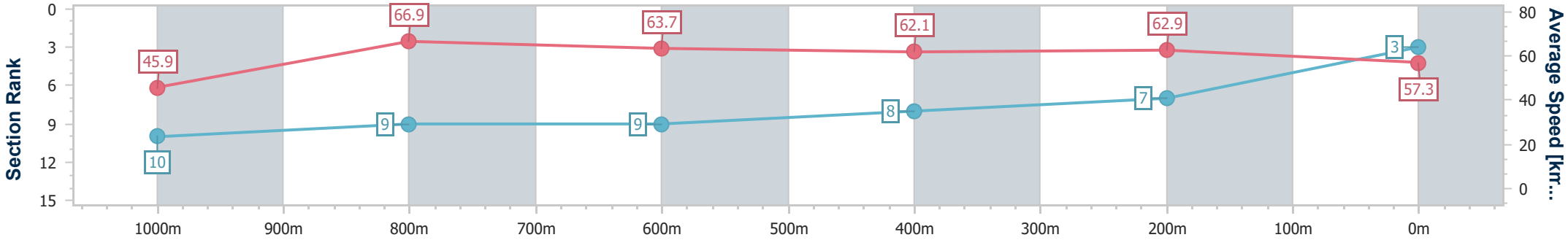

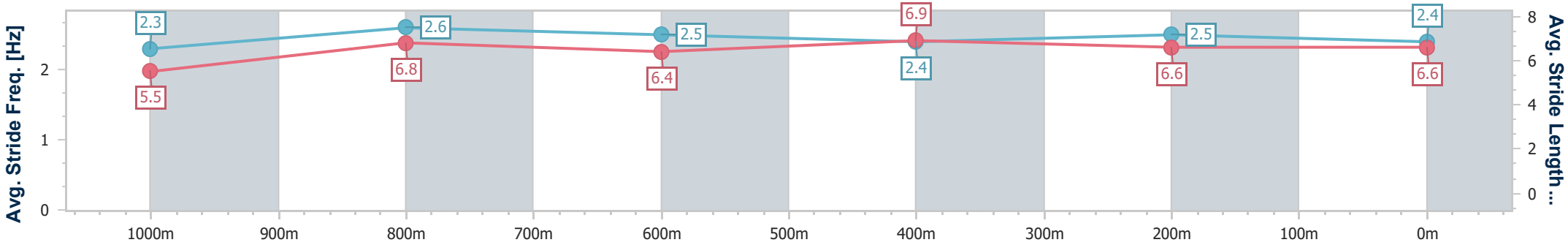

[ ]	Ranking at each section and finish
-:--.--	No data available at this section
NA	No data available

data processed by TRIPLESDATA

Horse/Jockey Name	Navyonthehighway
Final Rank	4
Fastest Section Time (Section)	0:08.29 (Overall)
Top Speed [km/h] (Section)	70.5 (1000m)
Race State	Finished

DoombenProfessional

Race 7: MAGIC MILLIONS BRIGHT SHADOW - LISTED - WEIGHTS RAISED 2.5KG - 1110m

17 May 2025 - 15:22

Track Rating: Heavy 8, Weather: Overcast, Rail Position: True

BRISBANE RACING CLUB

Section	Overall	1000m	800m	600m	400m	200m
Section Times	1:06.67 [4] (0:08.29)	0:58.38 [4] (0:10.70)	0:47.68 [3] (0:11.45)	0:36.23 [5] (0:11.55)	0:24.68 [3] (0:11.74)	0:12.94 [2] (0:12.94)
Average Speed [km/h]	47.9	67.7	63.3	61.4	60.8	55.6
Top Speed [km/h]	66.2	70.5	64.2	64.2	61.8	60.0
Avg. Dist. to Rail [m]	6.2	3.6	1.1	2.4	1.5	1.9
Avg. Stride Freq. [Hz]	2.4	2.5	2.4	2.4	2.5	2.3
Avg. Stride Length [m]	5.5	7.6	7.3	7.1	6.8	6.7

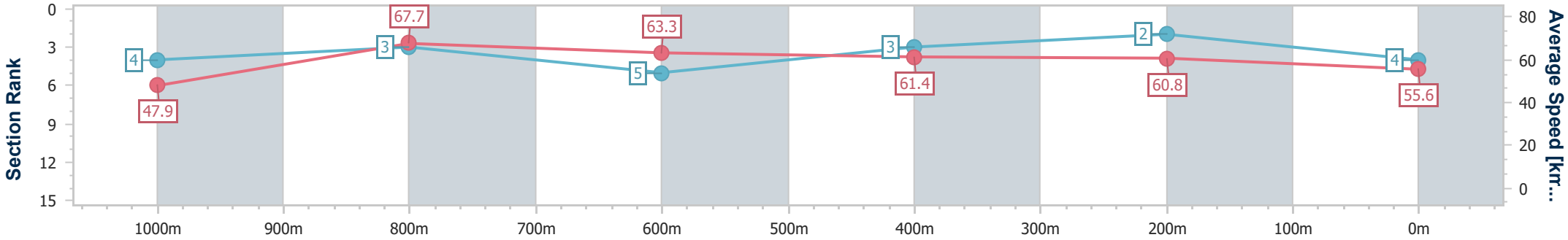

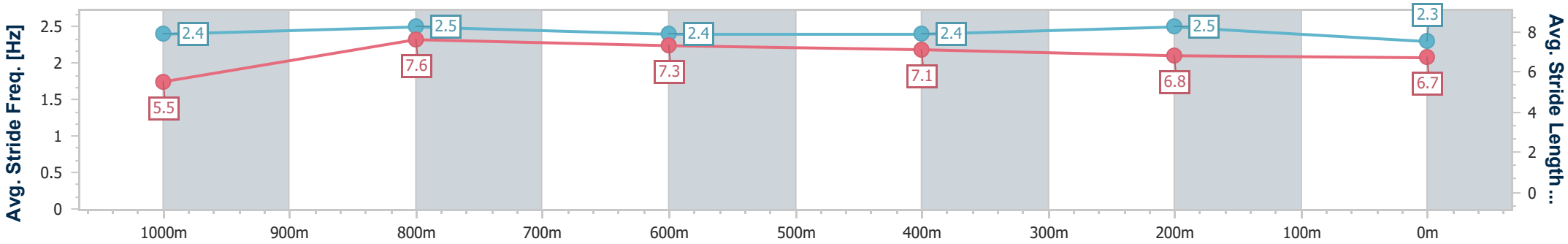

[ ]	Ranking at each section and finish
-:--.--	No data available at this section
NA	No data available

data processed by TRIPLESDATA

Horse/Jockey Name	Black On Beauty
Final Rank	5
Fastest Section Time (Section)	0:08.52 (Overall)
Top Speed [km/h] (Section)	71.2 (1000m)
Race State	Finished

DoombenProfessional

Race 7: MAGIC MILLIONS BRIGHT SHADOW - LISTED - WEIGHTS RAISED 2.5KG - 1110m

17 May 2025 - 15:22

Track Rating: Heavy 8, Weather: Overcast, Rail Position: True

BRISBANE RACING CLUB

Section	Overall	1000m	800m	600m	400m	200m
Section Times	1:06.85 [5] (0:08.52)	0:58.33 [9] (0:10.59)	0:47.74 [5] (0:11.18)	0:36.56 [2] (0:11.68)	0:24.88 [2] (0:11.75)	0:13.13 [1] (0:13.13)
Average Speed [km/h]	46.6	68.7	65.4	61.8	61.3	54.8
Top Speed [km/h]	66.3	71.2	66.5	64.5	62.6	59.9
Avg. Dist. to Rail [m]	8.7	5.2	3.0	0.9	2.0	4.1
Avg. Stride Freq. [Hz]	2.3	2.4	2.4	2.3	2.3	2.2
Avg. Stride Length [m]	5.5	7.9	7.7	7.4	7.3	6.9

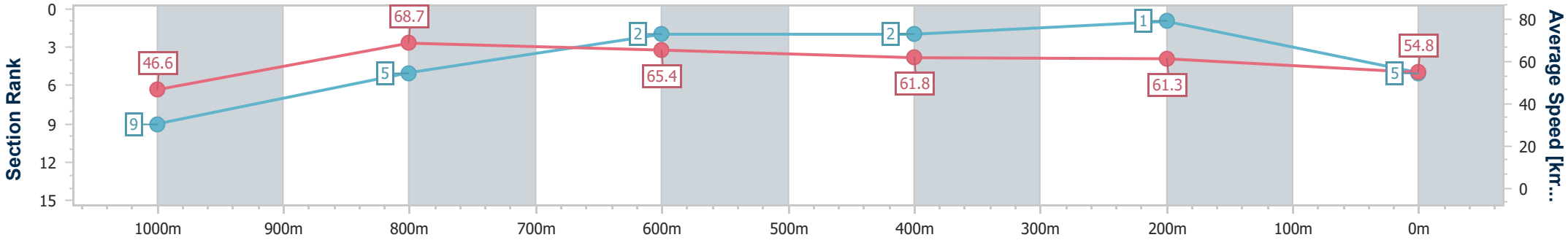

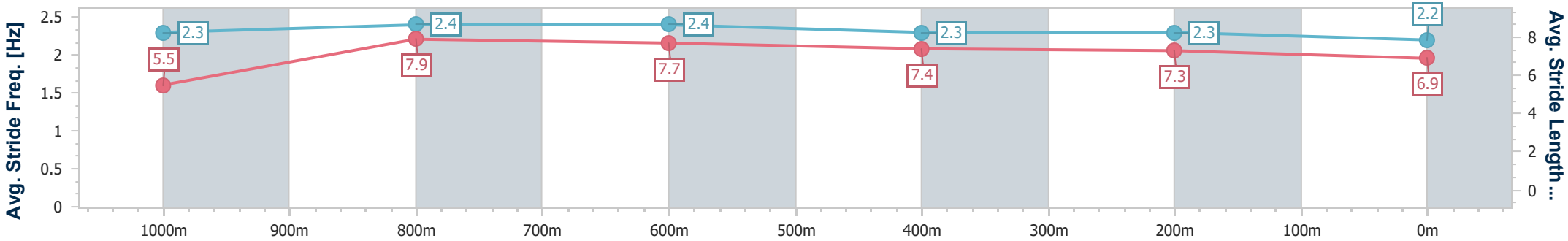

[ ]	Ranking at each section and finish
-:--.--	No data available at this section
NA	No data available

data processed by TRIPLESDATA

Horse/Jockey Name	Zouperb
Final Rank	6
Fastest Section Time (Section)	0:08.25 (Overall)
Top Speed [km/h] (Section)	68.3 (1000m)
Race State	Finished

TAB

DoombenProfessional

Race 7: MAGIC MILLIONS BRIGHT SHADOW - LISTED - WEIGHTS RAISED 2.5KG - 1110m

17 May 2025 - 15:22

Track Rating: Heavy 8, Weather: Overcast, Rail Position: True

BRISBANE RACING CLUB

Section	Overall	1000m	800m	600m	400m	200m
Section Times	1:06.88 [6] (0:08.25)	0:58.63 [3] (0:10.81)	0:47.82 [4] (0:11.37)	0:36.45 [4] (0:11.77)	0:24.68 [5] (0:11.69)	0:12.99 [6] (0:12.99)
Average Speed [km/h]	48.2	66.9	64.3	61.5	61.7	55.4
Top Speed [km/h]	66.5	68.3	65.6	63.1	63.1	60.9
Avg. Dist. to Rail [m]	5.4	3.3	2.4	1.2	2.8	5.8
Avg. Stride Freq. [Hz]	2.4	2.5	2.4	2.3	2.4	2.2
Avg. Stride Length [m]	5.5	7.6	7.6	7.3	7.2	7.0

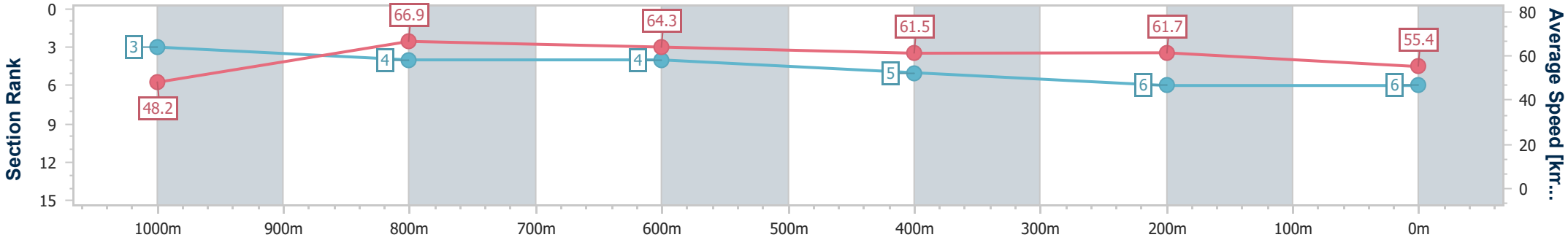

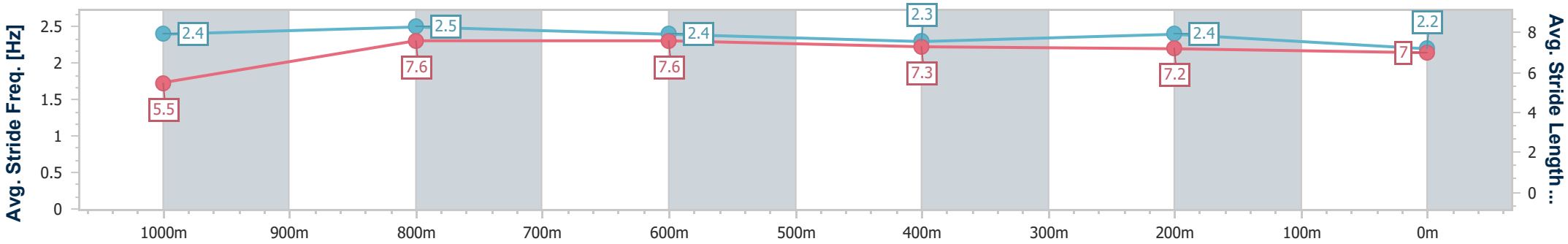

[ ]	Ranking at each section and finish
-:--.--	No data available at this section
NA	No data available

data processed by TRIPLESDATA

Horse/Jockey Name	Miss Hellfire
Final Rank	7
Fastest Section Time (Section)	0:08.43 (Overall)
Top Speed [km/h] (Section)	66.7 (1000m)
Race State	Finished

TAB

DoombenProfessional

Race 7: MAGIC MILLIONS BRIGHT SHADOW - LISTED - WEIGHTS RAISED 2.5KG - 1110m

17 May 2025 - 15:22

Track Rating: Heavy 8, Weather: Overcast, Rail Position: True

BRISBANE RACING CLUB

Section	Overall	1000m	800m	600m	400m	200m
Section Times	1:06.94 [7] (0:08.43)	0:58.51 [7] (0:11.17)	0:47.34 [10] (0:11.44)	0:35.90 [10] (0:11.46)	0:24.44 [10] (0:11.68)	0:12.76 [9] (0:12.76)
Average Speed [km/h]	47.4	64.4	62.8	61.1	61.4	56.4
Top Speed [km/h]	64.8	66.7	64.4	64.0	62.6	60.2
Avg. Dist. to Rail [m]	3.3	1.2	1.6	4.1	2.2	3.3
Avg. Stride Freq. [Hz]	2.2	2.5	2.4	2.4	2.4	2.4
Avg. Stride Length [m]	5.8	7.1	7.2	6.9	7.0	6.6

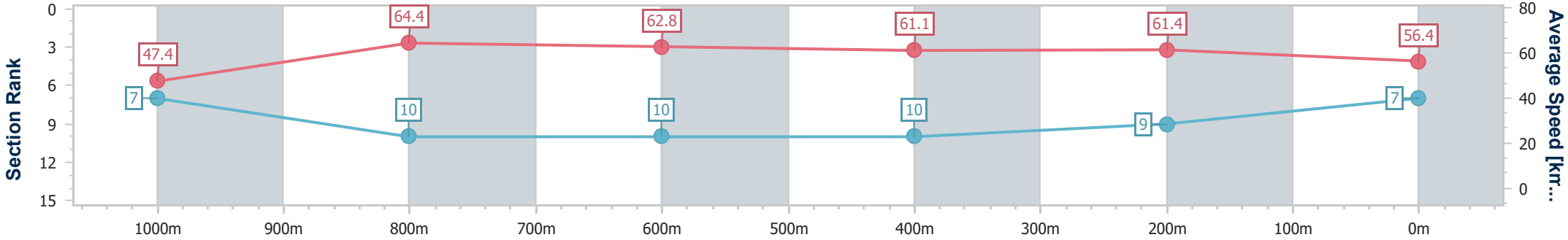

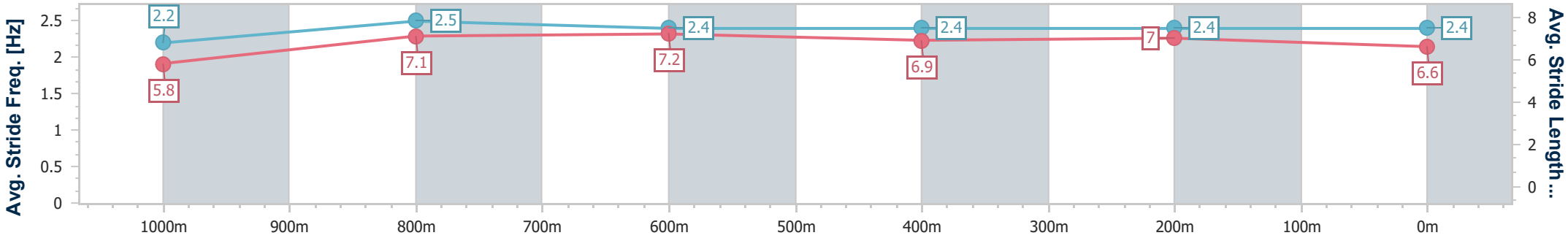

[ ]	Ranking at each section and finish
-:--.--	No data available at this section
NA	No data available

data processed by TRIPLESDATA

Horse/Jockey Name	Tiger Shark
Final Rank	8
Fastest Section Time (Section)	0:08.25 (Overall)
Top Speed [km/h] (Section)	70.6 (1000m)
Race State	Finished

TAB

DoombenProfessional

Race 7: MAGIC MILLIONS BRIGHT SHADOW - LISTED - WEIGHTS RAISED 2.5KG - 1110m

17 May 2025 - 15:22

Track Rating: Heavy 8, Weather: Overcast, Rail Position: True

BRISBANE RACING CLUB

Section	Overall	1000m	800m	600m	400m	200m
Section Times	1:07.62 [8] (0:08.25)	0:59.37 [2] (0:10.61)	0:48.76 [1] (0:11.29)	0:37.47 [1] (0:11.76)	0:25.71 [1] (0:11.85)	0:13.86 [3] (0:13.86)
Average Speed [km/h]	48.1	68.4	64.2	61.0	60.5	51.9
Top Speed [km/h]	67.0	70.6	66.7	63.0	61.3	58.8
Avg. Dist. to Rail [m]	9.6	4.6	1.2	0.8	1.5	1.6
Avg. Stride Freq. [Hz]	2.4	2.5	2.4	2.4	2.4	2.2
Avg. Stride Length [m]	5.4	7.0	7.3	7.1	6.9	6.5

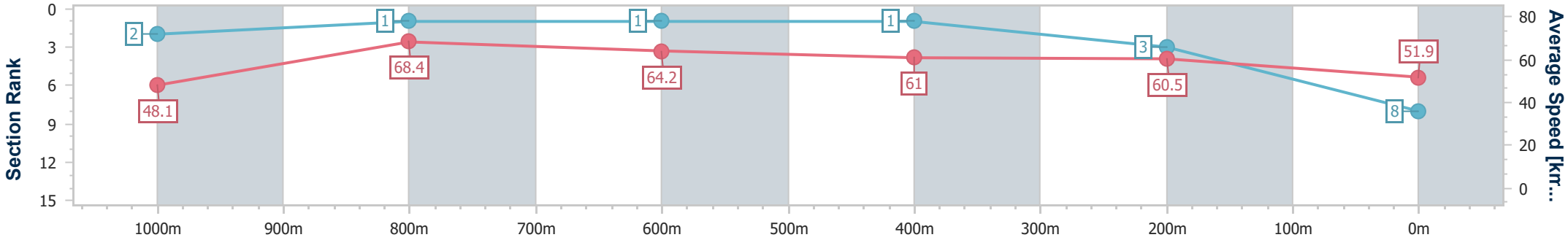

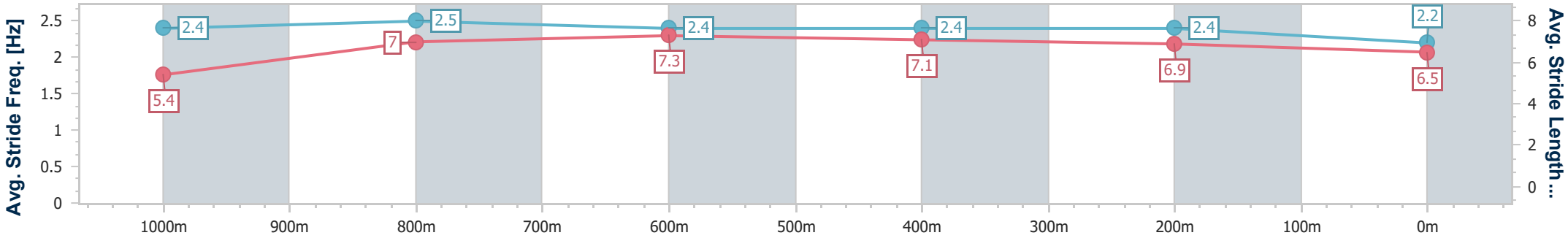

[ ]	Ranking at each section and finish
-:--.--	No data available at this section
NA	No data available

data processed by TRIPLESDATA

Horse/Jockey Name	Mighty
Final Rank	9
Fastest Section Time (Section)	0:08.34 (Overall)
Top Speed [km/h] (Section)	68.6 (1000m)
Race State	Finished

DoombenProfessional

Race 7: MAGIC MILLIONS BRIGHT SHADOW - LISTED - WEIGHTS RAISED 2.5KG - 1110m

17 May 2025 - 15:22

Track Rating: Heavy 8, Weather: Overcast, Rail Position: True

BRISBANE RACING CLUB

Section	Overall	1000m	800m	600m	400m	200m
Section Times	1:07.63 [9] (0:08.34)	0:59.29 [6] (0:10.84)	0:48.45 [6] (0:11.52)	0:36.93 [8] (0:11.77)	0:25.16 [9] (0:11.85)	0:13.31 [10] (0:13.31)
Average Speed [km/h]	47.6	66.8	63.2	60.6	60.5	54.1
Top Speed [km/h]	65.0	68.6	64.0	62.1	61.4	58.8
Avg. Dist. to Rail [m]	4.3	3.4	1.6	1.3	2.2	5.1
Avg. Stride Freq. [Hz]	2.3	2.5	2.4	2.4	2.4	2.3
Avg. Stride Length [m]	5.8	7.3	7.3	7.1	7.0	6.6

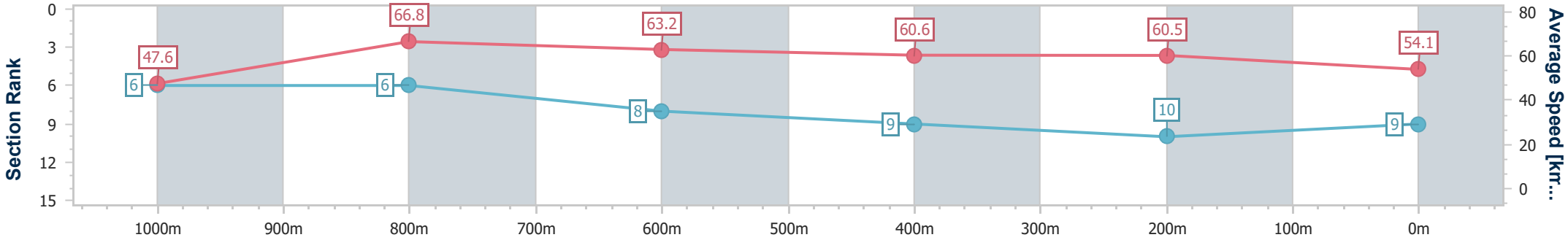

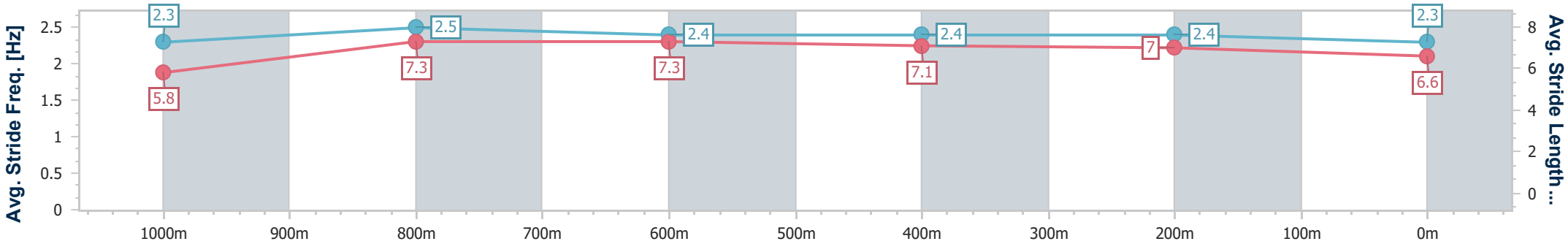

[ ]	Ranking at each section and finish
-:--.--	No data available at this section
NA	No data available

data processed by TRIPLESDATA

Horse/Jockey Name	Liquor
Final Rank	10
Fastest Section Time (Section)	0:08.15 (Overall)
Top Speed [km/h] (Section)	69.1 (1000m)
Race State	Finished

TAB

DoombenProfessional

Race 7: MAGIC MILLIONS BRIGHT SHADOW - LISTED - WEIGHTS RAISED 2.5KG - 1110m

17 May 2025 - 15:22

Track Rating: Heavy 8, Weather: Overcast, Rail Position: True

BRISBANE RACING CLUB

Section	Overall	1000m	800m	600m	400m	200m
Section Times	1:07.95 [10] (0:08.15)	0:59.80 [1] (0:10.83)	0:48.97 [2] (0:11.35)	0:37.62 [3] (0:11.83)	0:25.79 [4] (0:11.96)	0:13.83 [8] (0:13.83)
Average Speed [km/h]	48.8	66.8	64.1	59.9	60.0	51.9
Top Speed [km/h]	66.5	69.1	65.1	63.2	60.9	60.2
Avg. Dist. to Rail [m]	8.1	3.7	1.5	2.0	2.0	2.4
Avg. Stride Freq. [Hz]	2.4	2.5	2.5	2.4	2.5	2.3
Avg. Stride Length [m]	5.6	7.3	6.9	6.9	6.7	6.2

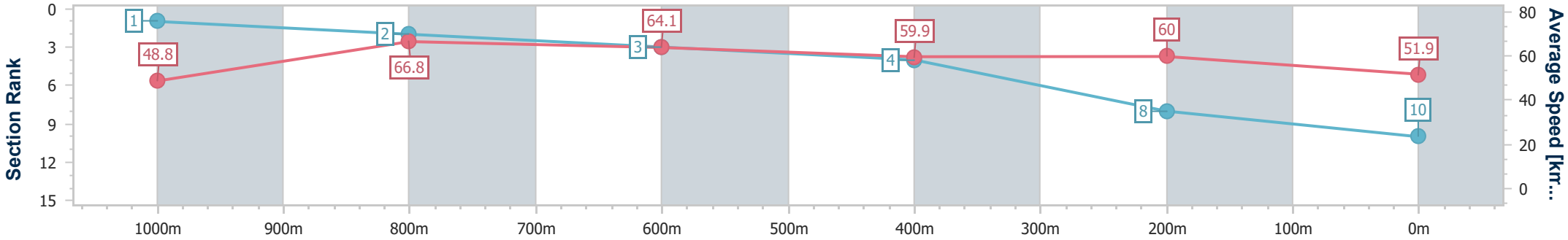

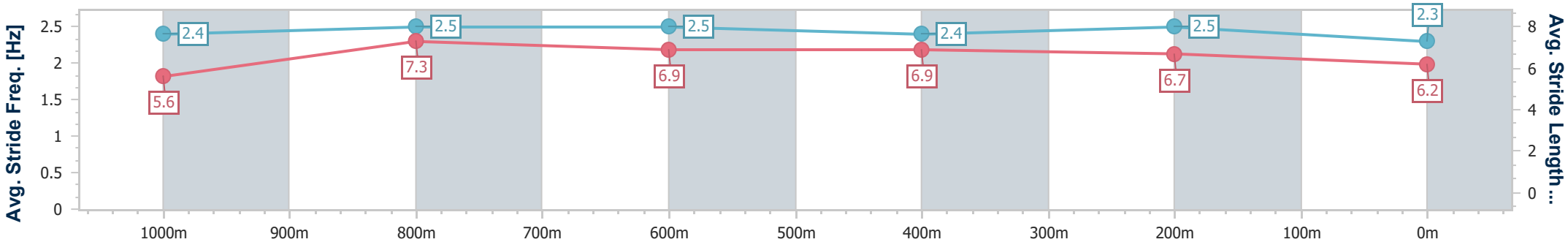

[ ]	Ranking at each section and finish
-:--.--	No data available at this section
NA	No data available

data processed by TRIPLESDATA

DoombenProfessional

Race 8: LADBROKES DOOMBEN 10,000 - GROUP 1 - 1200m

17 May 2025 - 16:03

BRISBANE RACING CLUB

Track Rating: Heavy 8, Weather: Overcast, Rail Position: True

Section	Overall	1000m	800m	600m	400m	200m	Last 600m
Field Times	1:11.63 (0:13.01)	0:58.62 (0:11.09)	0:47.53 (0:11.12)	0:36.41 (0:11.29)	0:25.12 (0:12.51)	0:12.61 (0:12.61)	0:36.41

Rank	TAB	Horse/Jockey	Barrier	Top Speed [km/h]	Fastest Section	Overall	1000m	800m	600m	400m	200m	Margin	Last 600m	Distance Travelled [m]
1	12	SUNSHINE IN PARIS	14	67.3	0:11.01	1:11.63 [1]	0:57.93 [11]	0:46.92 [11]	0:35.68 [9]	0:24.08 [9]	0:12.49 [4]	1:11.63	0:35.68	
		James McDonald		1000m	1000m	(0:13.70)	(0:11.01)	(0:11.24)	(0:11.60)	(0:11.59)	(0:12.49)			
2	6	ROTHFIRE	15	68.0	0:10.98	1:11.66 [2]	0:58.10 [10]	0:47.12 [8]	0:35.86 [8]	0:24.22 [6]	0:12.64 [1]	0.22L	0:35.86	-3
		Tim Clark		1000m	1000m	(0:13.56)	(0:10.98)	(0:11.26)	(0:11.64)	(0:11.58)	(0:12.64)			
3	17	PAYLINE	17	66.9	0:11.08	1:11.72 [3]	0:57.59 [13]	0:46.51 [13]	0:35.32 [13]	0:23.69 [13]	0:12.20 [10]	0.53L	0:35.32	+0
		Justin Huxtable		1000m	1000m	(0:14.13)	(0:11.08)	(0:11.19)	(0:11.63)	(0:11.49)	(0:12.20)			
4	14	BENEDETTA	8	66.1	0:11.12	1:11.89 [4]	0:58.34 [8]	0:47.22 [10]	0:35.93 [10]	0:24.27 [10]	0:12.55 [8]	1.56L	0:35.93	-6
		Jamie Melham		1000m	1000m	(0:13.55)	(0:11.12)	(0:11.29)	(0:11.66)	(0:11.72)	(0:12.55)			
5	2	SCHWARZ	11	67.6	0:10.88	1:12.07 [5]	0:58.62 [6]	0:47.74 [6]	0:36.45 [4]	0:24.80 [2]	0:12.96 [3]	2.64L	0:36.45	-1
		Craig Williams		1000m	1000m	(0:13.45)	(0:10.88)	(0:11.29)	(0:11.65)	(0:11.84)	(0:12.96)			
6	3	MAZU	13	68.6	0:10.88	1:12.12 [6]	0:58.86 [4]	0:47.98 [2]	0:36.68 [2]	0:24.82 [3]	0:12.92 [5]	2.89L	0:36.68	-3
		Rachel King		Overall	1000m	(0:13.26)	(0:10.88)	(0:11.30)	(0:11.86)	(0:11.90)	(0:12.92)			
7	9	LIBERTAD	12	67.0	0:11.06	1:12.15 [7]	0:58.89 [3]	0:47.83 [5]	0:36.46 [6]	0:24.79 [5]	0:13.11 [2]	3.09L	0:36.46	-2
		Jamie Mott		Overall	1000m	(0:13.26)	(0:11.06)	(0:11.37)	(0:11.67)	(0:11.68)	(0:13.11)			
8	10	JEDIBEEL	3	66.9	0:11.05	1:12.39 [8]	0:58.99 [5]	0:47.94 [7]	0:36.59 [7]	0:24.90 [7]	0:13.15 [6]	4.49L	0:36.59	-8
		Tyler Schiller		1000m	1000m	(0:13.40)	(0:11.05)	(0:11.35)	(0:11.69)	(0:11.75)	(0:13.15)			
9	1	OVERPASS	10	66.1	0:11.07	1:12.48 [9]	0:59.31 [2]	0:48.24 [4]	0:36.85 [5]	0:24.97 [8]	0:13.16 [7]	5.05L	0:36.85	-4
		Joshua Parr		Overall	1000m	(0:13.17)	(0:11.07)	(0:11.39)	(0:11.88)	(0:11.81)	(0:13.16)			
10	5	DESERT LIGHTNING	4	66.9	0:11.11	1:12.58 [10]	0:59.12 [7]	0:48.01 [9]	0:36.57 [11]	0:24.82 [11]	0:12.96 [11]	5.63L	0:36.57	-7
		Thomas Stockdale		1000m	1000m	(0:13.46)	(0:11.11)	(0:11.44)	(0:11.75)	(0:11.86)	(0:12.96)			

Scratched: Zarastro (#8), Belclare (#13), Golden Mile (#7), Estriella (#16)

[ ]	Ranking at each section and finish	SCN	Saddle cloth number
-:--.--	No data available at this section	DNF	Did not finish
NA	No data available	DNT	Did not track

data processed by TRIPLESDATA

DoombenProfessional

Race 8: LADBROKES DOOMBEN 10,000 - GROUP 1 - 1200m

17 May 2025 - 16:03

BRISBANE RACING CLUB

Track Rating: Heavy 8, Weather: Overcast, Rail Position: True

Section	Overall	1000m	800m	600m	400m	200m	Last 600m
Field Times	1:11.63 (0:13.01)	0:58.62 (0:11.09)	0:47.53 (0:11.12)	0:36.41 (0:11.29)	0:25.12 (0:12.51)	0:12.61 (0:12.61)	0:36.41

Rank	TAB	Horse/Jockey	Barrier	Top Speed [km/h]	Fastest Section	Overall	1000m	800m	600m	400m	200m	Margin	Last 600m	Distance Travelled [m]
11	15	LADY LAGUNA	16	66.6	0:11.05	1:12.63 [11]	0:58.74 [12]	0:47.69 [12]	0:36.43 [12]	0:24.73 [12]	0:13.01 [12]	5.89L	0:36.43	+0
		Mark Zahra		1000m	1000m	(0:13.89)	(0:11.05)	(0:11.26)	(0:11.70)	(0:11.72)	(0:13.01)			
12	11	HIDDEN WEALTH	2	66.8	0:11.09	1:12.80 [12]	0:59.79 [1]	0:48.70 [1]	0:37.34 [3]	0:25.46 [4]	0:13.45 [9]	6.89L	0:37.34	-6
		Tommy Berry		Overall	1000m	(0:13.01)	(0:11.09)	(0:11.36)	(0:11.88)	(0:12.01)	(0:13.45)			
13	4	VEIGHT	9	66.3	0:10.67	1:15.50 [13]	1:01.95 [8]	0:51.28 [3]	0:40.28 [1]	0:28.99 [1]	0:15.73 [13]	22.81L	0:40.28	-12
		Andrew Mallyon		1000m	1000m	(0:13.55)	(0:10.67)	(0:11.00)	(0:11.29)	(0:13.26)	(0:15.73)			

Scratched: Zarastro (#8), Belclare (#13), Golden Mile (#7), Estriella (#16)

[ ]	Ranking at each section and finish	**SCN**	Saddle cloth number
-:--.--	No data available at this section	**DNF**	Did not finish
NA	No data available	**DNT**	Did not track

data processed by TRIPLESDATA

Horse/Jockey Name	Sunshine In Paris
Final Rank	1
Fastest Section Time (Section)	0:11.01 (1000m)
Top Speed [km/h] (Section)	67.3 (1000m)
Race State	Finished

DoombenProfessional

Race 8: LADBROKES DOOMBEN 10,000 - GROUP 1 - 1200m

17 May 2025 - 16:03

Track Rating: Heavy 8, Weather: Overcast, Rail Position: True

BRISBANE RACING CLUB

Section	Overall	1000m	800m	600m	400m	200m
Section Times	1:11.63 [1] (0:13.70)	0:57.93 [11] (0:11.01)	0:46.92 [11] (0:11.24)	0:35.68 [9] (0:11.60)	0:24.08 [9] (0:11.59)	0:12.49 [4] (0:12.49)
Average Speed [km/h]	52.7	65.8	65.0	62.9	62.5	57.9
Top Speed [km/h]	66.1	67.3	67.0	66.8	63.6	61.6
Avg. Dist. to Rail [m]	7.4	3.6	2.3	2.4	6.9	10.1
Avg. Stride Freq. [Hz]	2.3	2.5	2.5	2.4	2.5	2.4
Avg. Stride Length [m]	6.3	7.4	7.3	7.2	7.0	6.7

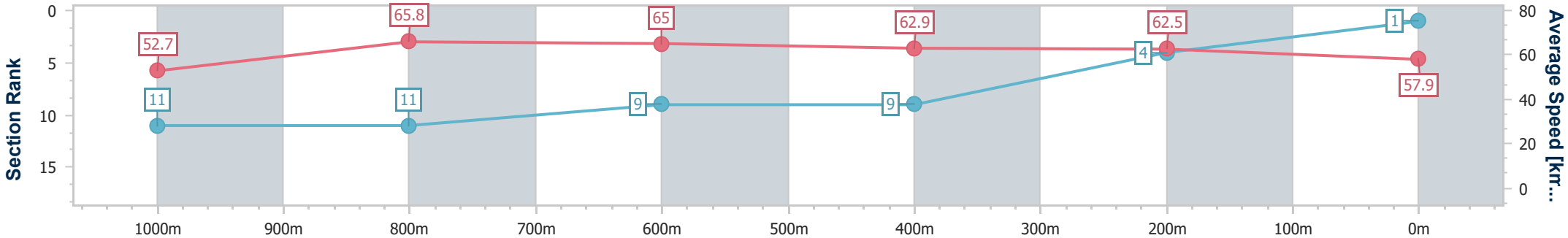

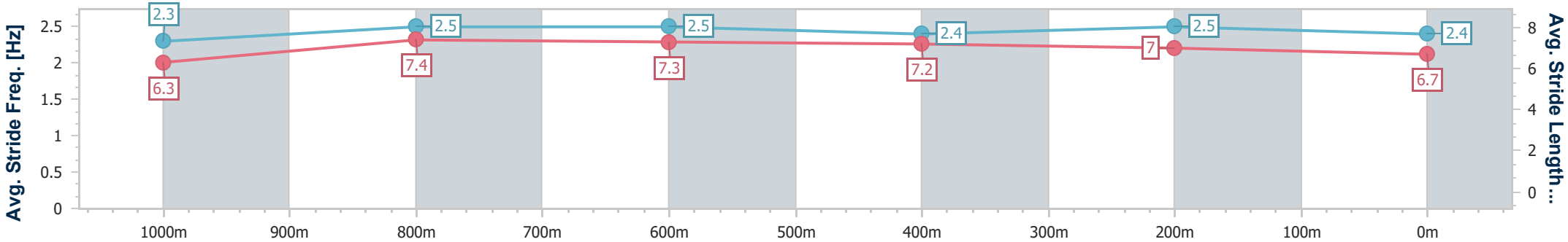

[ ]	Ranking at each section and finish
-:--.--	No data available at this section
NA	No data available

data processed by TRIPLESDATA

Horse/Jockey Name	Rothfire
Final Rank	2
Fastest Section Time (Section)	0:10.98 (1000m)
Top Speed [km/h] (Section)	68.0 (1000m)
Race State	Finished

DoombenProfessional

Race 8: LADBROKES DOOMBEN 10,000 - GROUP 1 - 1200m

17 May 2025 - 16:03

Track Rating: Heavy 8, Weather: Overcast, Rail Position: True

BRISBANE RACING CLUB

Section	Overall	1000m	800m	600m	400m	200m
Section Times	1:11.66 [2] (0:13.56)	0:58.10 [10] (0:10.98)	0:47.12 [8] (0:11.26)	0:35.86 [8] (0:11.64)	0:24.22 [6] (0:11.58)	0:12.64 [1] (0:12.64)
Average Speed [km/h]	53.3	66.1	64.6	62.5	62.2	57.0
Top Speed [km/h]	67.9	68.0	67.0	64.3	63.6	61.3
Avg. Dist. to Rail [m]	8.2	4.4	1.6	1.5	3.5	6.6
Avg. Stride Freq. [Hz]	2.4	2.4	2.4	2.4	2.4	2.3
Avg. Stride Length [m]	6.2	7.6	7.5	7.4	7.2	6.9

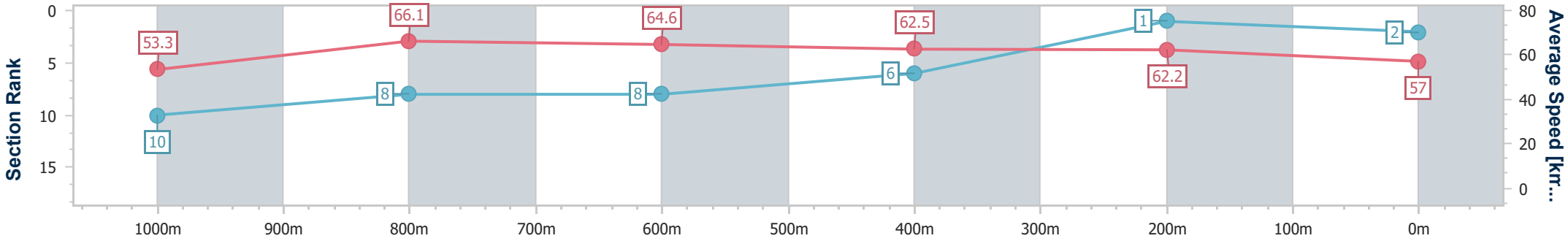

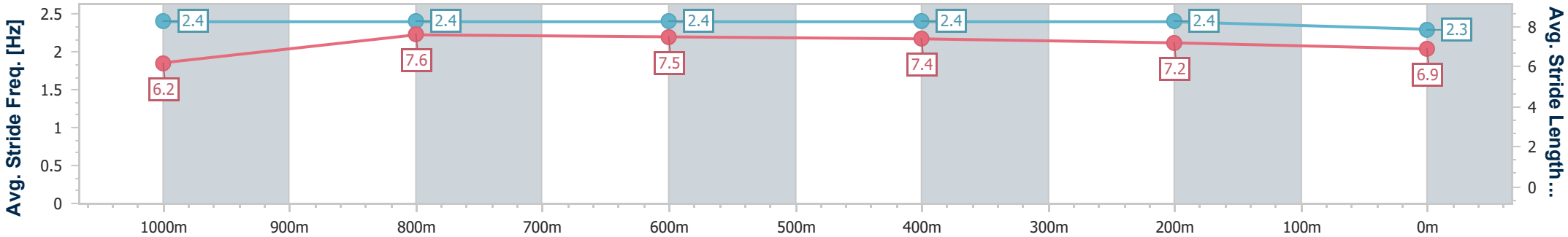

[ ]	Ranking at each section and finish
-:--.--	No data available at this section
NA	No data available

data processed by TRIPLESDATA

Horse/Jockey Name	Payline
Final Rank	3
Fastest Section Time (Section)	0:11.08 (1000m)
Top Speed [km/h] (Section)	66.9 (1000m)
Race State	Finished

TAB

DoombenProfessional

Race 8: LADBROKES DOOMBEN 10,000 - GROUP 1 - 1200m

17 May 2025 - 16:03

Track Rating: Heavy 8, Weather: Overcast, Rail Position: True

BRISBANE RACING CLUB

Section	Overall	1000m	800m	600m	400m	200m
Section Times	1:11.72 [3] (0:14.13)	0:57.59 [13] (0:11.08)	0:46.51 [13] (0:11.19)	0:35.32 [13] (0:11.63)	0:23.69 [13] (0:11.49)	0:12.20 [10] (0:12.20)
Average Speed [km/h]	50.9	65.4	64.7	63.3	63.3	59.0
Top Speed [km/h]	62.5	66.9	66.0	65.4	64.6	64.4
Avg. Dist. to Rail [m]	10.2	2.6	1.8	3.5	5.7	8.2
Avg. Stride Freq. [Hz]	2.3	2.4	2.5	2.4	2.4	2.4
Avg. Stride Length [m]	6.1	7.5	7.3	7.3	7.3	6.9

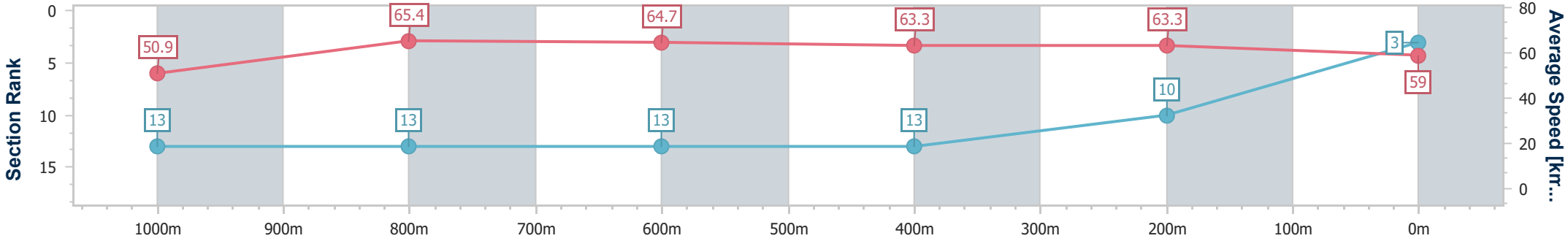

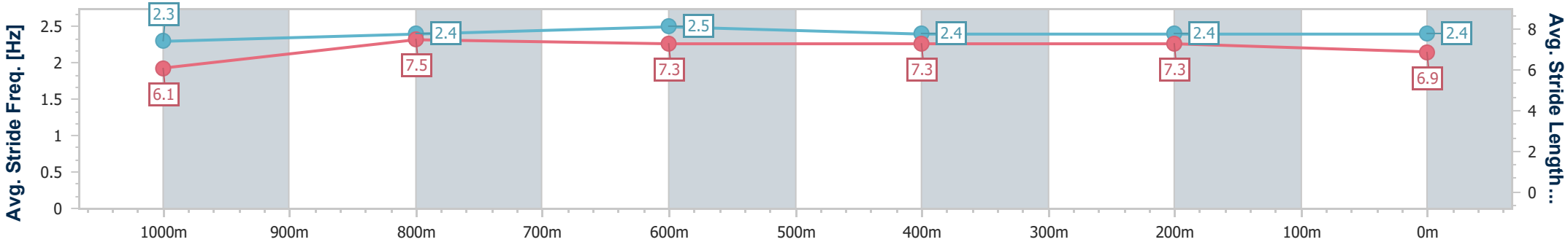

[ ]	Ranking at each section and finish
-:--.--	No data available at this section
NA	No data available

data processed by TRIPLESDATA

Horse/Jockey Name	Benedetta
Final Rank	4
Fastest Section Time (Section)	0:11.12 (1000m)
Top Speed [km/h] (Section)	66.1 (1000m)
Race State	Finished

DoombenProfessional

Race 8: LADBROKES DOOMBEN 10,000 - GROUP 1 - 1200m

17 May 2025 - 16:03

Track Rating: Heavy 8, Weather: Overcast, Rail Position: True

BRISBANE RACING CLUB

Section	Overall	1000m	800m	600m	400m	200m
Section Times	1:11.89 [4] (0:13.55)	0:58.34 [8] (0:11.12)	0:47.22 [10] (0:11.29)	0:35.93 [10] (0:11.66)	0:24.27 [10] (0:11.72)	0:12.55 [8] (0:12.55)
Average Speed [km/h]	53.2	65.1	64.1	61.9	61.5	57.4
Top Speed [km/h]	66.0	66.1	65.1	64.5	62.2	61.3
Avg. Dist. to Rail [m]	3.8	2.7	0.7	0.4	4.2	9.0
Avg. Stride Freq. [Hz]	2.3	2.4	2.4	2.4	2.4	2.4
Avg. Stride Length [m]	6.5	7.5	7.4	7.1	7.1	6.6

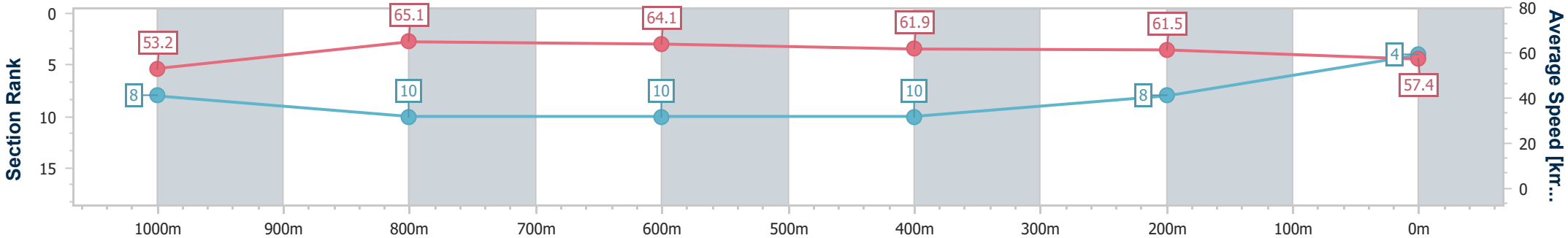

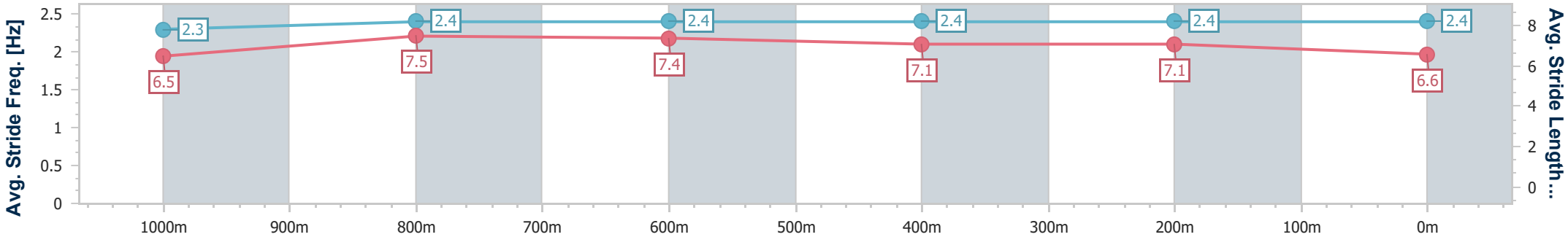

[ ]	Ranking at each section and finish
-:--.--	No data available at this section
NA	No data available

data processed by TRIPLESDATA

Horse/Jockey Name	Schwarz
Final Rank	5
Fastest Section Time (Section)	0:10.88 (1000m)
Top Speed [km/h] (Section)	67.6 (1000m)
Race State	Finished

DoombenProfessional

Race 8: LADBROKES DOOMBEN 10,000 - GROUP 1 - 1200m

17 May 2025 - 16:03

Track Rating: Heavy 8, Weather: Overcast, Rail Position: True

BRISBANE RACING CLUB

Section	Overall	1000m	800m	600m	400m	200m
Section Times	1:12.07 [5] (0:13.45)	0:58.62 [6] (0:10.88)	0:47.74 [6] (0:11.29)	0:36.45 [4] (0:11.65)	0:24.80 [2] (0:11.84)	0:12.96 [3] (0:12.96)
Average Speed [km/h]	53.6	66.7	65.1	62.2	60.9	55.5
Top Speed [km/h]	67.2	67.6	67.1	64.9	61.8	59.1
Avg. Dist. to Rail [m]	5.9	5.1	3.7	1.3	2.1	4.5
Avg. Stride Freq. [Hz]	2.3	2.4	2.4	2.4	2.4	2.3
Avg. Stride Length [m]	6.3	7.6	7.6	7.2	7.1	6.8

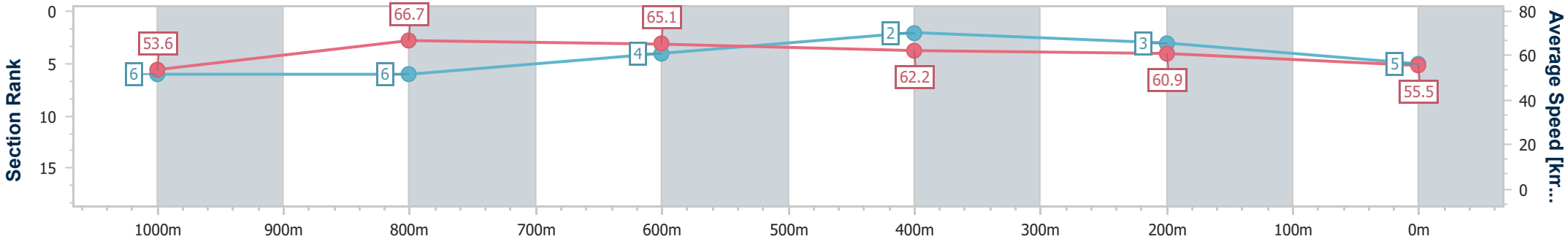

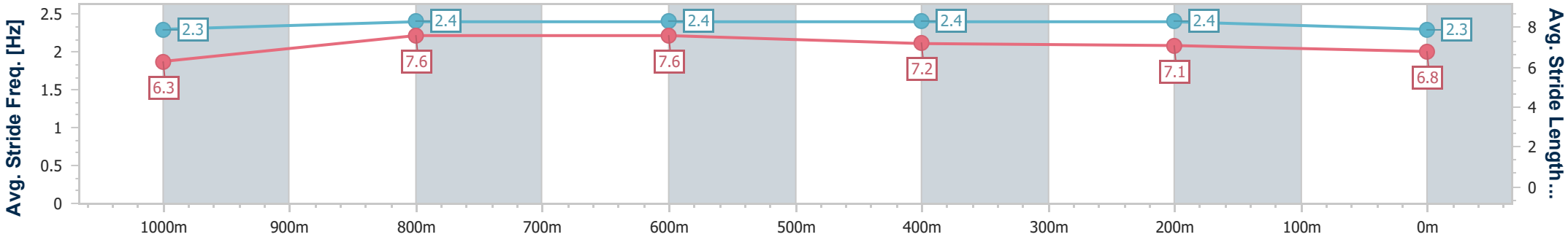

[ ]	Ranking at each section and finish
-:--.--	No data available at this section
NA	No data available

data processed by TRIPLESDATA

Horse/Jockey Name	Mazu
Final Rank	6
Fastest Section Time (Section)	0:10.88 (1000m)
Top Speed [km/h] (Section)	68.6 (Overall)
Race State	Finished

DoombenProfessional

Race 8: LADBROKES DOOMBEN 10,000 - GROUP 1 - 1200m

17 May 2025 - 16:03

Track Rating: Heavy 8, Weather: Overcast, Rail Position: True

BRISBANE RACING CLUB

Section	Overall	1000m	800m	600m	400m	200m
Section Times	1:12.12 [6] (0:13.26)	0:58.86 [4] (0:10.88)	0:47.98 [2] (0:11.30)	0:36.68 [2] (0:11.86)	0:24.82 [3] (0:11.90)	0:12.92 [5] (0:12.92)
Average Speed [km/h]	54.4	66.6	64.7	61.3	60.6	55.4
Top Speed [km/h]	68.6	67.9	65.4	63.5	61.5	60.1
Avg. Dist. to Rail [m]	7.3	4.0	2.8	1.9	1.8	3.7
Avg. Stride Freq. [Hz]	2.4	2.4	2.4	2.4	2.4	2.3
Avg. Stride Length [m]	6.4	7.7	7.5	7.2	7.1	6.8

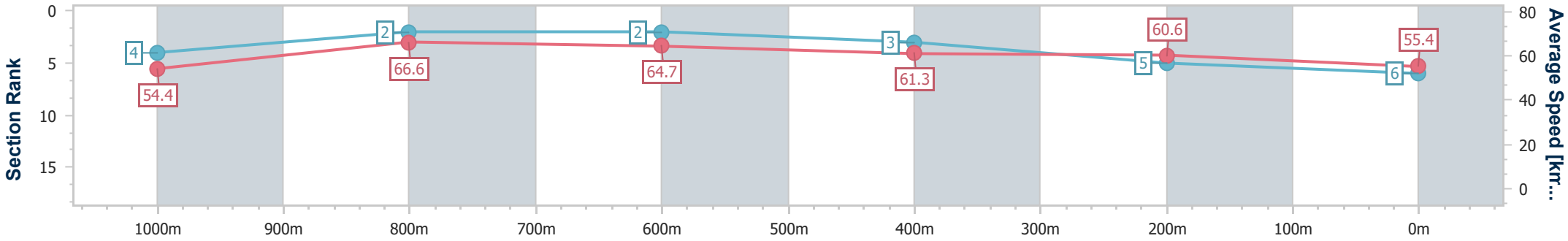

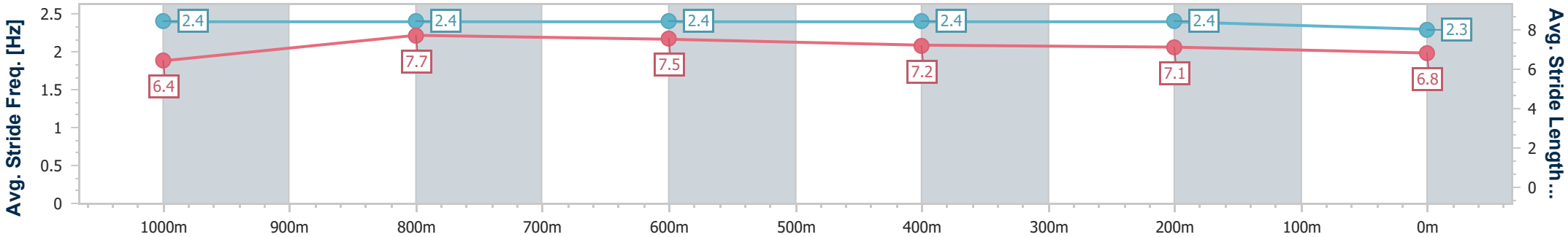

[ ]	Ranking at each section and finish
-:--.--	No data available at this section
NA	No data available

data processed by TRIPLESDATA

Horse/Jockey Name	Libertad
Final Rank	7
Fastest Section Time (Section)	0:11.06 (1000m)
Top Speed [km/h] (Section)	67.0 (Overall)
Race State	Finished

DoombenProfessional

Race 8: LADBROKES DOOMBEN 10,000 - GROUP 1 - 1200m

17 May 2025 - 16:03

Track Rating: Heavy 8, Weather: Overcast, Rail Position: True

BRISBANE RACING CLUB

Section	Overall	1000m	800m	600m	400m	200m
Section Times	1:12.15 [7] (0:13.26)	0:58.89 [3] (0:11.06)	0:47.83 [5] (0:11.37)	0:36.46 [6] (0:11.67)	0:24.79 [5] (0:11.68)	0:13.11 [2] (0:13.11)
Average Speed [km/h]	54.3	65.4	64.1	62.3	62.2	54.9
Top Speed [km/h]	67.0	66.4	64.8	64.3	64.2	59.8
Avg. Dist. to Rail [m]	5.7	2.6	1.8	2.1	4.9	6.5
Avg. Stride Freq. [Hz]	2.2	2.4	2.3	2.3	2.4	2.2
Avg. Stride Length [m]	6.7	7.7	7.7	7.4	7.2	6.8

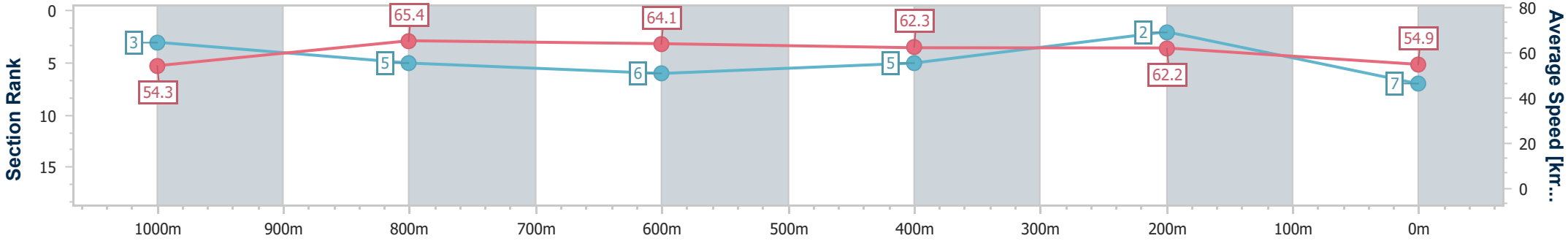

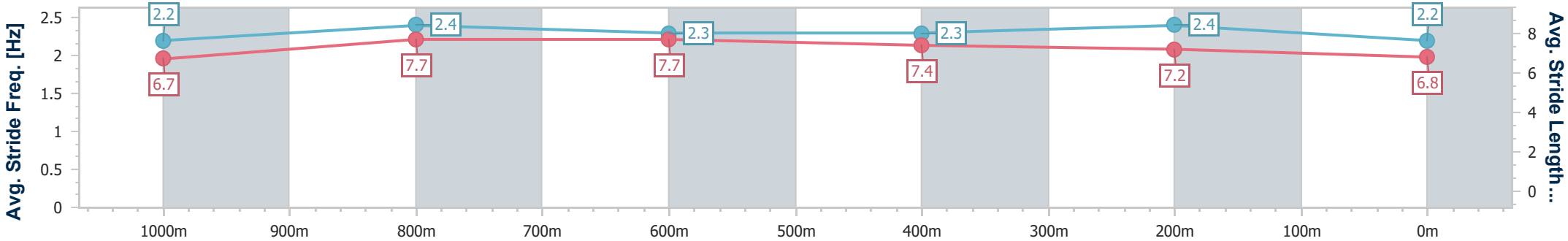

[ ]	Ranking at each section and finish
-:--.--	No data available at this section
NA	No data available

data processed by TRIPLESDATA

Horse/Jockey Name	Jedibeel
Final Rank	8
Fastest Section Time (Section)	0:11.05 (1000m)
Top Speed [km/h] (Section)	66.9 (1000m)
Race State	Finished

DoombenProfessional

Race 8: LADBROKES DOOMBEN 10,000 - GROUP 1 - 1200m

17 May 2025 - 16:03

Track Rating: Heavy 8, Weather: Overcast, Rail Position: True

BRISBANE RACING CLUB

Section	Overall	1000m	800m	600m	400m	200m
Section Times	1:12.39 [8] (0:13.40)	0:58.99 [5] (0:11.05)	0:47.94 [7] (0:11.35)	0:36.59 [7] (0:11.69)	0:24.90 [7] (0:11.75)	0:13.15 [6] (0:13.15)
Average Speed [km/h]	54.0	65.3	63.6	61.0	61.3	54.9
Top Speed [km/h]	66.9	66.9	64.0	63.3	62.6	59.8
Avg. Dist. to Rail [m]	3.6	2.8	0.9	0.9	2.8	6.1
Avg. Stride Freq. [Hz]	2.3	2.4	2.4	2.3	2.4	2.3
Avg. Stride Length [m]	6.5	7.5	7.5	7.2	7.2	6.7

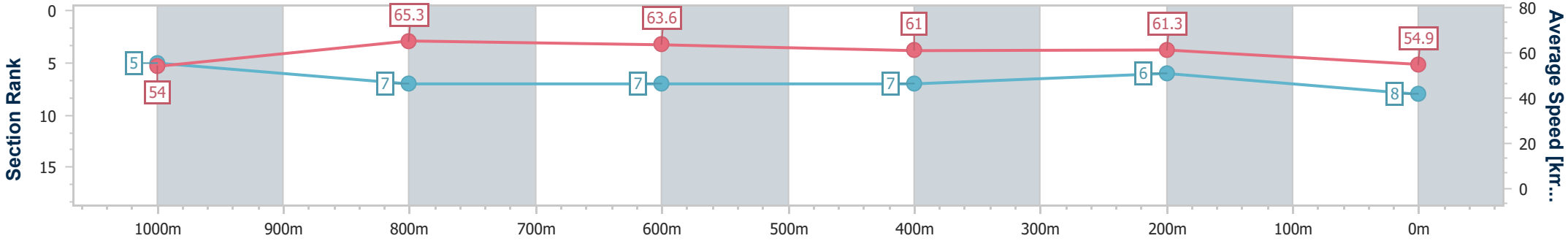

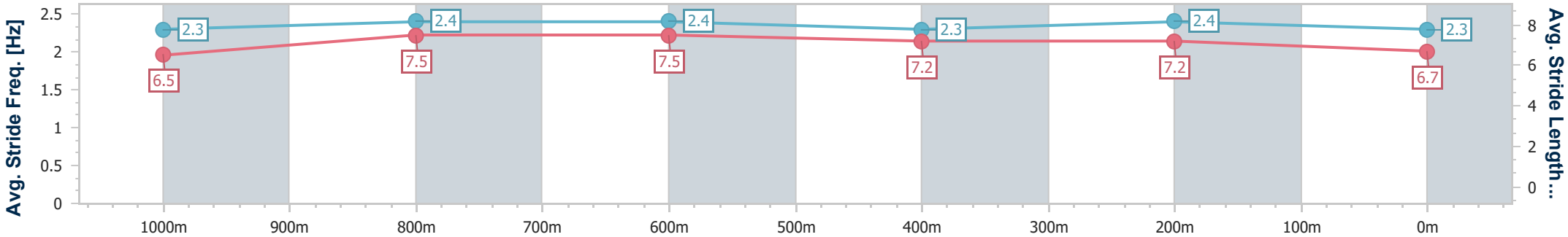

[ ]	Ranking at each section and finish
-:--.--	No data available at this section
NA	No data available

data processed by TRIPLESDATA

Horse/Jockey Name	Overpass
Final Rank	9
Fastest Section Time (Section)	0:11.07 (1000m)
Top Speed [km/h] (Section)	66.1 (Overall)
Race State	Finished

TAB

DoombenProfessional

Race 8: LADBROKES DOOMBEN 10,000 - GROUP 1 - 1200m

17 May 2025 - 16:03

Track Rating: Heavy 8, Weather: Overcast, Rail Position: True

BRISBANE RACING CLUB

Section	Overall	1000m	800m	600m	400m	200m
Section Times	1:12.48 [9] (0:13.17)	0:59.31 [2] (0:11.07)	0:48.24 [4] (0:11.39)	0:36.85 [5] (0:11.88)	0:24.97 [8] (0:11.81)	0:13.16 [7] (0:13.16)
Average Speed [km/h]	54.7	65.3	63.4	61.4	61.4	54.6
Top Speed [km/h]	66.1	66.0	65.4	63.1	62.1	59.9
Avg. Dist. to Rail [m]	4.1	1.1	0.5	2.0	5.8	9.4
Avg. Stride Freq. [Hz]	2.3	2.4	2.4	2.3	2.3	2.2
Avg. Stride Length [m]	6.4	7.6	7.4	7.3	7.3	6.9

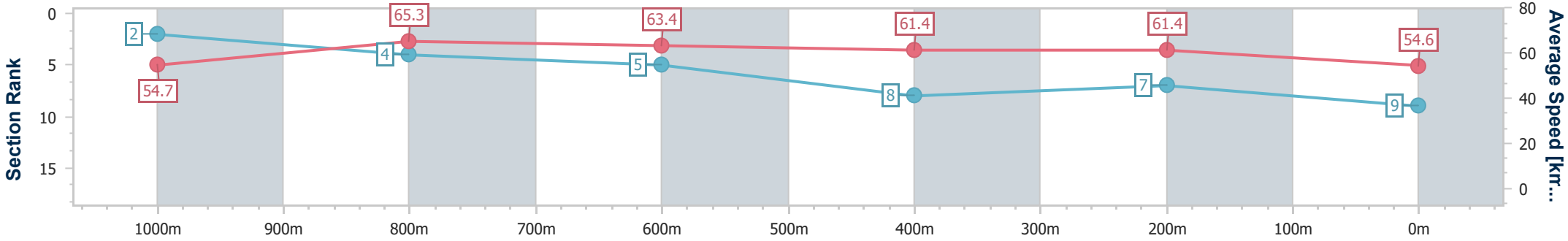

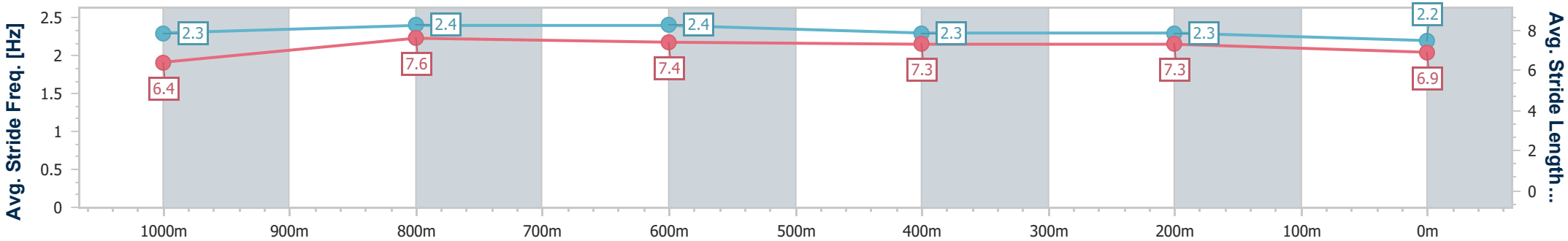

[ ]	Ranking at each section and finish
-:--.--	No data available at this section
NA	No data available

data processed by TRIPLESDATA

Horse/Jockey Name	Desert Lightning
Final Rank	10
Fastest Section Time (Section)	0:11.11 (1000m)
Top Speed [km/h] (Section)	66.9 (1000m)
Race State	Finished

DoombenProfessional

Race 8: LADBROKES DOOMBEN 10,000 - GROUP 1 - 1200m

17 May 2025 - 16:03

Track Rating: Heavy 8, Weather: Overcast, Rail Position: True

BRISBANE RACING CLUB

Section	Overall	1000m	800m	600m	400m	200m
Section Times	1:12.58 [10] (0:13.46)	0:59.12 [7] (0:11.11)	0:48.01 [9] (0:11.44)	0:36.57 [11] (0:11.75)	0:24.82 [11] (0:11.86)	0:12.96 [11] (0:12.96)
Average Speed [km/h]	53.5	64.9	63.4	61.6	60.6	55.4
Top Speed [km/h]	66.6	66.9	64.7	63.9	61.2	59.6
Avg. Dist. to Rail [m]	2.7	1.7	1.4	0.5	1.3	4.5
Avg. Stride Freq. [Hz]	2.3	2.4	2.4	2.3	2.3	2.3
Avg. Stride Length [m]	6.5	7.5	7.5	7.3	7.2	6.8

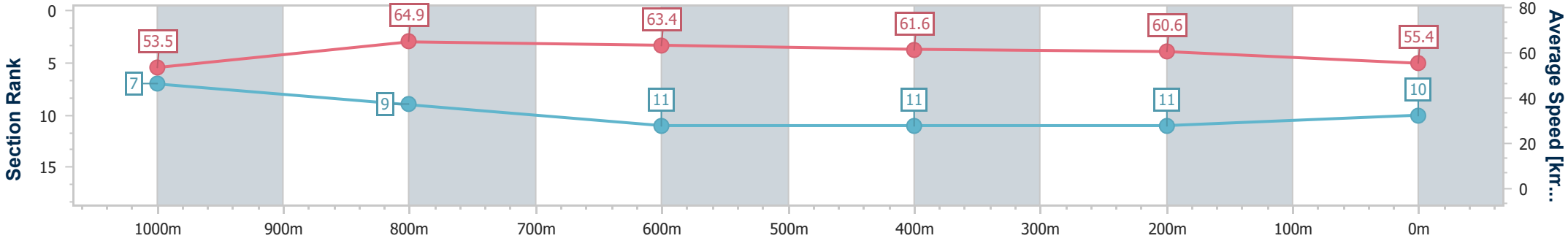

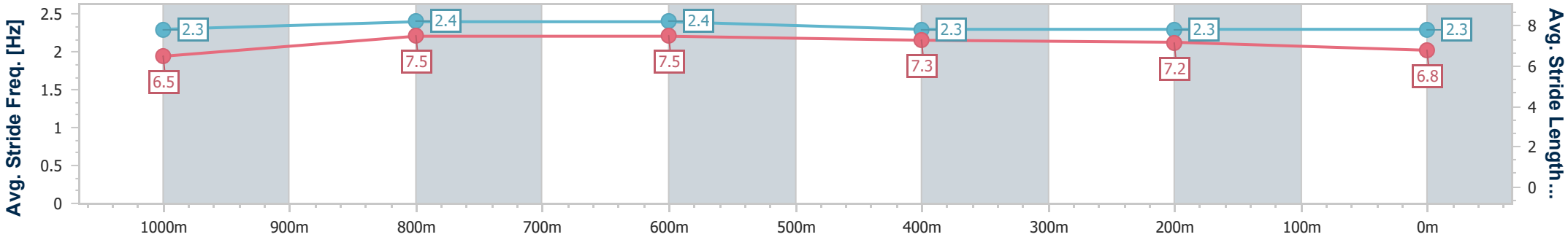

[ ]	Ranking at each section and finish
-:--.--	No data available at this section
NA	No data available

data processed by TRIPLESDATA

Horse/Jockey Name	Lady Laguna
Final Rank	11
Fastest Section Time (Section)	0:11.05 (1000m)
Top Speed [km/h] (Section)	66.6 (1000m)
Race State	Finished

DoombenProfessional

Race 8: LADBROKES DOOMBEN 10,000 - GROUP 1 - 1200m

17 May 2025 - 16:03

Track Rating: Heavy 8, Weather: Overcast, Rail Position: True

BRISBANE RACING CLUB

Section	Overall	1000m	800m	600m	400m	200m
Section Times	1:12.63 [11] (0:13.89)	0:58.74 [12] (0:11.05)	0:47.69 [12] (0:11.26)	0:36.43 [12] (0:11.70)	0:24.73 [12] (0:11.72)	0:13.01 [12] (0:13.01)
Average Speed [km/h]	52.1	65.4	64.7	62.5	61.9	55.5
Top Speed [km/h]	64.3	66.6	66.2	65.9	63.7	59.7
Avg. Dist. to Rail [m]	9.0	2.4	2.3	3.0	6.8	11.3
Avg. Stride Freq. [Hz]	2.2	2.3	2.4	2.3	2.4	2.2
Avg. Stride Length [m]	6.5	7.8	7.6	7.4	7.2	6.9

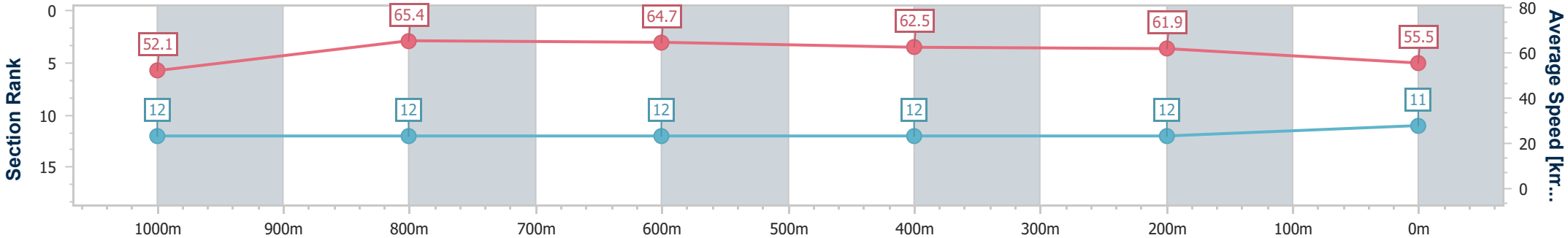

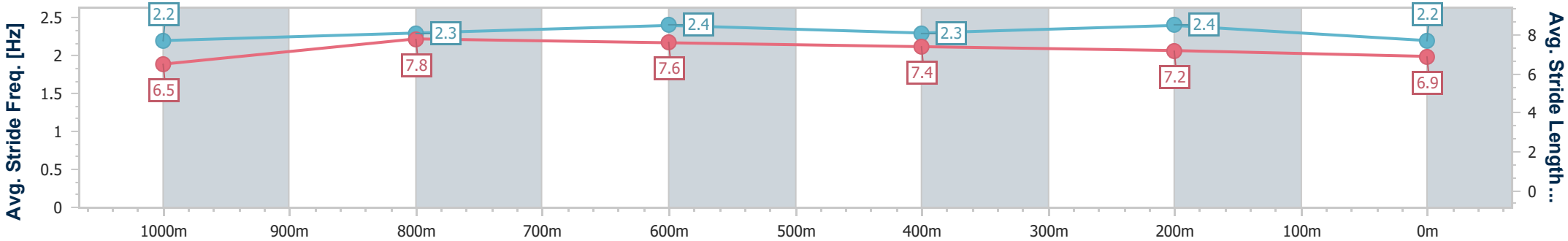

[ ]	Ranking at each section and finish
-:--.--	No data available at this section
NA	No data available

data processed by TRIPLESDATA

Horse/Jockey Name	Hidden Wealth
Final Rank	12
Fastest Section Time (Section)	0:11.09 (1000m)
Top Speed [km/h] (Section)	66.8 (Overall)
Race State	Finished

DoombenProfessional

Race 8: LADBROKES DOOMBEN 10,000 - GROUP 1 - 1200m

17 May 2025 - 16:03

Track Rating: Heavy 8, Weather: Overcast, Rail Position: True

BRISBANE RACING CLUB

Section	Overall	1000m	800m	600m	400m	200m
Section Times	1:12.80 [12] (0:13.01)	0:59.79 [1] (0:11.09)	0:48.70 [1] (0:11.36)	0:37.34 [3] (0:11.88)	0:25.46 [4] (0:12.01)	0:13.45 [9] (0:13.45)
Average Speed [km/h]	55.5	65.0	63.6	60.9	60.3	53.5
Top Speed [km/h]	66.8	65.9	64.4	63.0	61.6	58.3
Avg. Dist. to Rail [m]	1.4	0.6	0.7	1.4	2.0	4.1
Avg. Stride Freq. [Hz]	2.4	2.4	2.4	2.4	2.4	2.3
Avg. Stride Length [m]	6.4	7.5	7.4	7.1	7.0	6.6

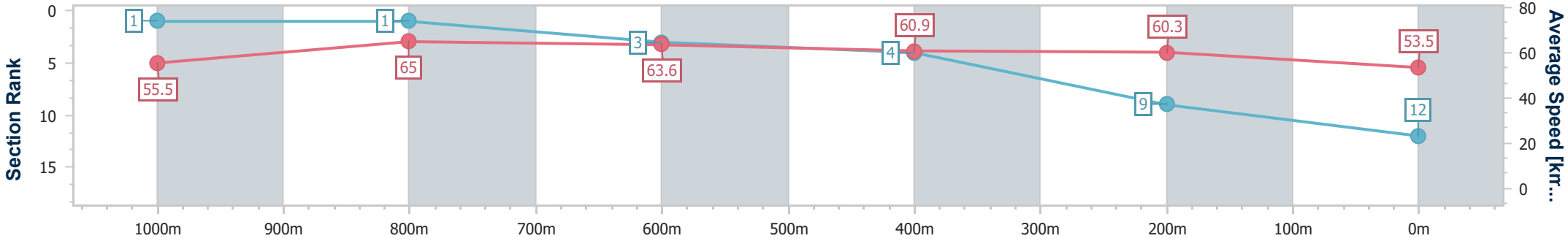

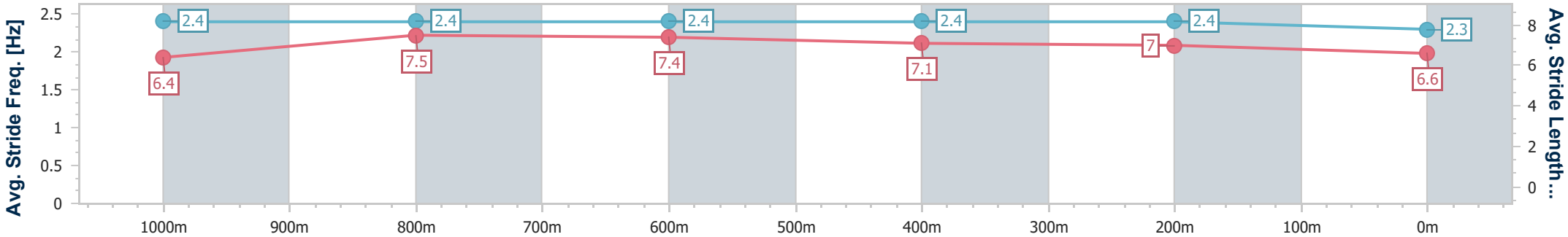

[ ]	Ranking at each section and finish
-:--.--	No data available at this section
NA	No data available

data processed by TRIPLESDATA

Horse/Jockey Name	Veight
Final Rank	13
Fastest Section Time (Section)	0:10.67 (1000m)
Top Speed [km/h] (Section)	66.3 (1000m)
Race State	Finished

DoombenProfessional

Race 8: LADBROKES DOOMBEN 10,000 - GROUP 1 - 1200m

17 May 2025 - 16:03

Track Rating: Heavy 8, Weather: Overcast, Rail Position: True

BRISBANE RACING CLUB

Section	Overall	1000m	800m	600m	400m	200m
Section Times	1:15.50 [13] (0:13.55)	1:01.95 [8] (0:10.67)	0:51.28 [3] (0:11.00)	0:40.28 [1] (0:11.29)	0:28.99 [1] (0:13.26)	0:15.73 [13] (0:15.73)
Average Speed [km/h]	53.3	67.5	65.3	63.0	54.1	45.7
Top Speed [km/h]	65.5	66.3	64.7	63.9	58.8	49.4
Avg. Dist. to Rail [m]	3.7	0.6	0.5	1.8	1.4	1.7
Avg. Stride Freq. [Hz]	2.2	2.4	2.3	2.3	2.2	2.0
Avg. Stride Length [m]	6.5	7.7	7.5	7.2	6.8	6.2

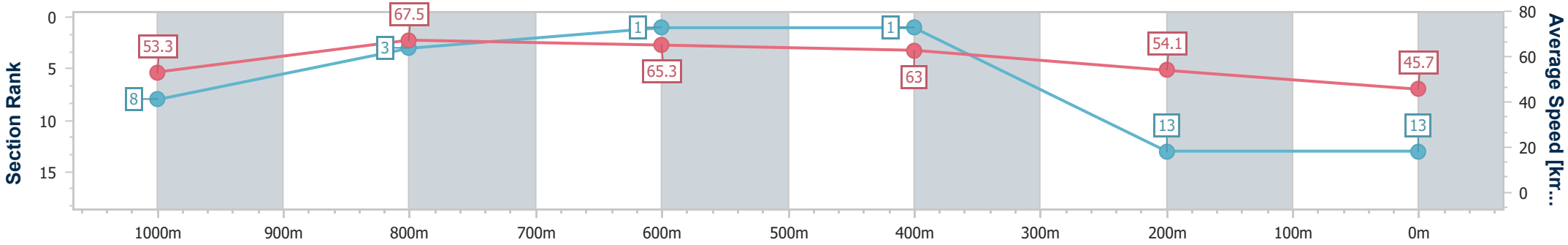

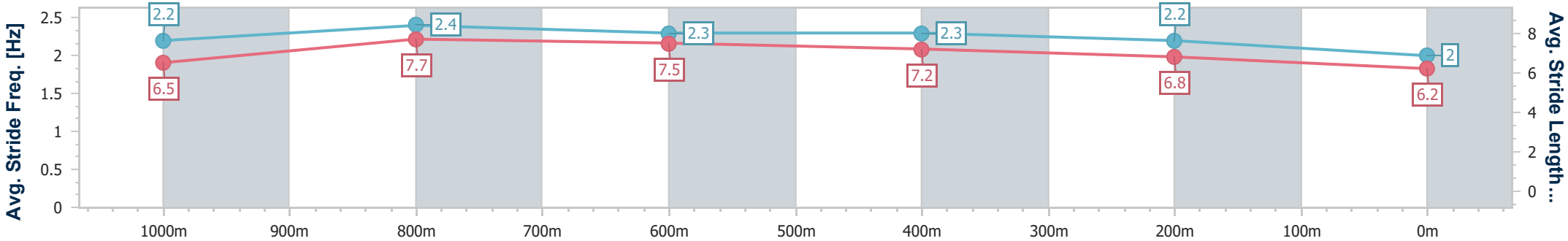

[ ]	Ranking at each section and finish
-:--.--	No data available at this section
NA	No data available

data processed by TRIPLESDATA

DoombenProfessional

Race 9: HKJC WORLD POOL ROUGH HABIT PLATE - GROUP 3 - 2000m

17 May 2025 - 16:38

BRISBANE RACING CLUB

Track Rating: Heavy 8, Weather: Overcast, Rail Position: True

Section	Overall	1800m	1600m	1400m	1200m	1000m	800m	Last 600m
Field Times	2:08.45 (0:14.68)	1:53.77 (0:12.78)	1:40.99 (0:12.71)	1:28.28 (0:12.64)	1:15.64 (0:12.96)	1:02.68 (0:13.06)	0:49.62 (0:12.60)	0:37.02

Rank	TAB	Horse/Jockey	Barrier	Top Speed [km/h]	Fastest Section	Overall	1800m	1600m	1400m	1200m	1000m	800m	Last 600m	Distance Travelled [m]
1	5	IMPERIALIST	14	60.7	0:12.01	2:08.45 [1]	1:53.49 [4]	1:40.99 [1]	1:28.28 [1]	1:15.64 [1]	1:02.68 [1]	0:49.62 [1]	0:37.02	
		Tommy Berry		400m	400m	(0:14.96)	(0:12.50)	(0:12.71)	(0:12.64)	(0:12.96)	(0:13.06)	(0:12.60)		
2	11	DEEP FOCUS	10	63.5	0:11.71	2:08.69 [2]	1:53.24 [10]	1:40.39 [11]	1:27.51 [9]	1:14.52 [11]	1:01.65 [11]	0:48.53 [10]	0:35.96	+28
		Michael Rodd		400m	400m	(0:15.45)	(0:12.85)	(0:12.88)	(0:12.99)	(0:12.87)	(0:13.12)	(0:12.57)		
3	3	KING OF THUNDER	4	61.8	0:11.95	2:08.73 [3]	1:53.71 [5]	1:40.67 [8]	1:27.62 [8]	1:14.89 [7]	1:02.10 [6]	0:49.06 [5]	0:36.66	+17
		Mark Zahra		400m	400m	(0:15.02)	(0:13.04)	(0:13.05)	(0:12.73)	(0:12.79)	(0:13.04)	(0:12.40)		
4	7	MAISON LOUIS	1	62.1	0:11.83	2:08.80 [4]	1:53.60 [7]	1:40.53 [10]	1:27.47 [11]	1:14.65 [10]	1:01.79 [10]	0:48.73 [8]	0:36.42	+11
		Jamie Melham		800m	600m	(0:15.20)	(0:13.07)	(0:13.06)	(0:12.82)	(0:12.86)	(0:13.06)	(0:12.31)		
5	6	OUR BENEFACTOR	5	61.0	0:11.97	2:08.88 [5]	1:54.00 [3]	1:41.14 [4]	1:28.03 [5]	1:15.22 [5]	1:02.47 [4]	0:49.46 [3]	0:37.01	+15
		Noel Callow		400m	400m	(0:14.88)	(0:12.86)	(0:13.11)	(0:12.81)	(0:12.75)	(0:13.01)	(0:12.45)		
6	14	BELLE DETELLE	9	62.4	0:11.75	2:08.96 [6]	1:53.18 [14]	1:40.04 [14]	1:27.07 [14]	1:14.25 [13]	1:01.50 [13]	0:48.55 [13]	0:36.23	+14
		James McDonald		600m	400m	(0:15.78)	(0:13.14)	(0:12.97)	(0:12.82)	(0:12.75)	(0:12.95)	(0:12.32)		
7	2	SHANGRI LA SPRING	11	61.7	0:12.06	2:09.26 [7]	1:54.58 [1]	1:41.67 [2]	1:28.65 [3]	1:15.89 [3]	1:02.96 [3]	0:49.81 [4]	0:37.41	+17
		Tim Clark		400m	400m	(0:14.68)	(0:12.91)	(0:13.02)	(0:12.76)	(0:12.93)	(0:13.15)	(0:12.40)		
8	4	BEAU DAZZLER	6	62.4	0:11.98	2:09.32 [8]	1:54.52 [2]	1:41.61 [3]	1:28.61 [4]	1:15.70 [4]	1:02.77 [5]	0:49.63 [6]	0:37.26	+19
		Jag Guthmann-Chester		400m	400m	(0:14.80)	(0:12.91)	(0:13.00)	(0:12.91)	(0:12.93)	(0:13.14)	(0:12.37)		
9	13	REAL CLASS	12	60.5	0:12.17	2:09.60 [9]	1:54.12 [11]	1:41.86 [5]	1:29.24 [2]	1:16.65 [2]	1:03.66 [2]	0:50.54 [2]	0:37.93	+14
		Jason Collett		1800m	600m	(0:15.48)	(0:12.26)	(0:12.62)	(0:12.59)	(0:12.99)	(0:13.12)	(0:12.61)		
10	1	FIRM AGREEMENT	7	62.1	0:11.87	2:09.79 [10]	1:54.27 [13]	1:41.14 [13]	1:28.02 [13]	1:15.04 [14]	1:02.13 [14]	0:49.20 [14]	0:36.93	+15
		Tyler Schiller		600m	600m	(0:15.52)	(0:13.13)	(0:13.12)	(0:12.98)	(0:12.91)	(0:12.93)	(0:12.27)		

[ ]	Ranking at each section and finish	**SCN**	Saddle cloth number
-:--.--	No data available at this section	**DNF**	Did not finish
NA	No data available	**DNT**	Did not track

data processed by TRIPLESDATA

DoombenProfessional

Race 9: HKJC WORLD POOL ROUGH HABIT PLATE - GROUP 3 - 2000m

17 May 2025 - 16:38

BRISBANE RACING CLUB

Track Rating: Heavy 8, Weather: Overcast, Rail Position: True

Section						Overall	1800m	1600m	1400m	1200m	1000m	800m	Last 600m	
Field Times						2:08.45 (0:14.68)	1:53.77 (0:12.78)	1:40.99 (0:12.71)	1:28.28 (0:12.64)	1:15.64 (0:12.96)	1:02.68 (0:13.06)	0:49.62 (0:12.60)	0:37.02	
Rank	**TAB**	**Horse/Jockey**	**Barrier**	**Top Speed [km/h]**	**Fastest Section**									**Distance Travelled [m]**
11	**9**	**PRINCE LEVI**	**2**	**62.2**	**0:12.10**	**2:09.81 [11]**	**1:54.66 [6]**	**1:41.67 [9]**	**1:28.63 [10]**	**1:15.76 [9]**	**1:02.81 [9]**	**0:49.47 [11]**	**0:36.99**	**+20**
		Angela Jones		800m	600m	(0:15.15)	(0:12.99)	(0:13.04)	(0:12.87)	(0:12.95)	(0:13.34)	(0:12.48)		
12	**10**	**CROUPIER**	**8**	**62.4**	**0:12.15**	**2:10.33 [12]**	**1:55.04 [9]**	**1:42.34 [7]**	**1:29.38 [6]**	**1:16.50 [6]**	**1:03.54 [7]**	**0:50.25 [9]**	**0:37.91**	**+25**
		Mark Du Plessis		600m	600m	(0:15.29)	(0:12.70)	(0:12.96)	(0:12.88)	(0:12.96)	(0:13.29)	(0:12.34)		
13	**12**	**MAZIS**	**3**	**63.5**	**0:11.73**	**2:11.06 [13]**	**1:55.56 [12]**	**1:42.50 [12]**	**1:29.52 [12]**	**1:16.64 [12]**	**1:03.81 [12]**	**0:50.70 [12]**	**0:38.15**	**+23**
		Jamie Mott		600m	600m	(0:15.50)	(0:13.06)	(0:12.98)	(0:12.88)	(0:12.83)	(0:13.11)	(0:12.55)		
14	**8**	**LIBERTY PARK**	**13**	**62.2**	**0:12.13**	**2:12.44 [14]**	**1:57.23 [8]**	**1:44.64 [6]**	**1:31.43 [7]**	**1:18.47 [8]**	**1:05.57 [8]**	**0:52.37 [7]**	**0:39.86**	**+25**
		Ryan Maloney		1800m	600m	(0:15.21)	(0:12.59)	(0:13.21)	(0:12.96)	(0:12.90)	(0:13.20)	(0:12.51)		

[ ]	Ranking at each section and finish	**SCN**	Saddle cloth number
-:--.--	No data available at this section	**DNF**	Did not finish
NA	No data available	**DNT**	Did not track

data processed by TRIPLESDATA

DoombenProfessional

Race 9: HKJC WORLD POOL ROUGH HABIT PLATE - GROUP 3 - 2000m

17 May 2025 - 16:38

BRISBANE RACING CLUB

Track Rating: Heavy 8, Weather: Overcast, Rail Position: True

Section	600m	400m	200m	Last 600m
Field Times	0:37.02 (0:12.27)	0:24.75 (0:12.01)	0:12.74 (0:12.74)	0:37.02

Rank	TAB	Horse/Jockey	Barrier	Top Speed [km/h]	Fastest Section	600m	400m	200m	Margin	Last 600m	Distance Travelled [m]
1	5	**IMPERIALIST**	14	60.7	0:12.01	0:37.02 [1]	0:24.75 [1]	0:12.74 [1]	2:08.45	0:37.02	
		Tommy Berry		400m	400m	(0:12.27)	(0:12.01)	(0:12.74)			
2	11	**DEEP FOCUS**	10	63.5	0:11.71	0:35.96 [10]	0:24.07 [9]	0:12.36 [8]	1.37L	0:35.96	+28
		Michael Rodd		400m	400m	(0:11.89)	(0:11.71)	(0:12.36)			
3	3	**KING OF THUNDER**	4	61.8	0:11.95	0:36.66 [6]	0:24.54 [5]	0:12.59 [6]	1.65L	0:36.66	+17
		Mark Zahra		400m	400m	(0:12.12)	(0:11.95)	(0:12.59)			
4	7	**MAISON LOUIS**	1	62.1	0:11.83	0:36.42 [7]	0:24.59 [6]	0:12.66 [5]	2.01L	0:36.42	+11
		Jamie Melham		800m	600m	(0:11.83)	(0:11.93)	(0:12.66)			
5	6	**OUR BENEFACTOR**	5	61.0	0:11.97	0:37.01 [4]	0:24.94 [3]	0:12.97 [2]	2.53L	0:37.01	+15
		Noel Callow		400m	400m	(0:12.07)	(0:11.97)	(0:12.97)			
6	14	**BELLE DETELLE**	9	62.4	0:11.75	0:36.23 [11]	0:24.33 [10]	0:12.58 [9]	2.99L	0:36.23	+14
		James McDonald		600m	400m	(0:11.90)	(0:11.75)	(0:12.58)			
7	2	**SHANGRI LA SPRING**	11	61.7	0:12.06	0:37.41 [3]	0:25.23 [4]	0:13.17 [4]	4.74L	0:37.41	+17
		Tim Clark		400m	400m	(0:12.18)	(0:12.06)	(0:13.17)			
8	4	**BEAU DAZZLER**	6	62.4	0:11.98	0:37.26 [5]	0:24.99 [7]	0:13.01 [7]	5.08L	0:37.26	+19
		Jag Guthmann-Chester		400m	400m	(0:12.27)	(0:11.98)	(0:13.01)			
9	13	**REAL CLASS**	12	60.5	0:12.17	0:37.93 [2]	0:25.76 [2]	0:13.51 [3]	6.77L	0:37.93	+14
		Jason Collett		1800m	600m	(0:12.17)	(0:12.25)	(0:13.51)			
10	1	**FIRM AGREEMENT**	7	62.1	0:11.87	0:36.93 [13]	0:25.06 [13]	0:13.04 [10]	7.83L	0:36.93	+15
		Tyler Schiller		600m	600m	(0:11.87)	(0:12.02)	(0:13.04)			

[ ]	Ranking at each section and finish	**SCN**	Saddle cloth number
-:--.--	No data available at this section	**DNF**	Did not finish
NA	No data available	**DNT**	Did not track

data processed by TRIPLESDATA

DoombenProfessional

Race 9: HKJC WORLD POOL ROUGH HABIT PLATE - GROUP 3 - 2000m

17 May 2025 - 16:38

BRISBANE RACING CLUB

Track Rating: Heavy 8, Weather: Overcast, Rail Position: True

Section	600m	400m	200m	Last 600m
Field Times	0:37.02 (0:12.27)	0:24.75 (0:12.01)	0:12.74 (0:12.74)	0:37.02

Rank	TAB	Horse/Jockey	Barrier	Top Speed [km/h]	Fastest Section	600m	400m	200m	Margin	Last 600m	Distance Travelled [m]
11	9	PRINCE LEVI	2	62.2	0:12.10	0:36.99 [12]	0:24.89 [14]	0:12.77 [13]	7.98L	0:36.99	+20
		Angela Jones		800m	600m	(0:12.10)	(0:12.12)	(0:12.77)			
12	10	CROUPIER	8	62.4	0:12.15	0:37.91 [8]	0:25.76 [8]	0:13.55 [11]	11.04L	0:37.91	+25
		Mark Du Plessis		600m	600m	(0:12.15)	(0:12.21)	(0:13.55)			
13	12	MAZIS	3	63.5	0:11.73	0:38.15 [14]	0:26.42 [11]	0:14.24 [12]	15.35L	0:38.15	+23
		Jamie Mott		600m	600m	(0:11.73)	(0:12.18)	(0:14.24)			
14	8	LIBERTY PARK	13	62.2	0:12.13	0:39.86 [9]	0:27.73 [12]	0:14.92 [14]	23.44L	0:39.86	+25
		Ryan Maloney		1800m	600m	(0:12.13)	(0:12.81)	(0:14.92)			

[ ]	Ranking at each section and finish	SCN	Saddle cloth number
-:--.--	No data available at this section	DNF	Did not finish
NA	No data available	DNT	Did not track

data processed by TRIPLESDATA

Horse/Jockey Name	Imperialist
Final Rank	1
Fastest Section Time (Section)	0:12.01 (400m)
Top Speed [km/h] (Section)	60.7 (400m)
Race State	Finished

DoombenProfessional

Race 9: HKJC WORLD POOL ROUGH HABIT PLATE - GROUP 3 - 2000m

17 May 2025 - 16:38

Track Rating: Heavy 8, Weather: Overcast, Rail Position: True

BRISBANE RACING CLUB

Section	Overall	1800m	1600m	1400m	1200m	1000m	800m	600m	400m	200m
Section Times	2:08.45 [1] (0:14.96)	1:53.49 [4] (0:12.50)	1:40.99 [1] (0:12.71)	1:28.28 [1] (0:12.64)	1:15.64 [1] (0:12.96)	1:02.68 [1] (0:13.06)	0:49.62 [1] (0:12.60)	0:37.02 [1] (0:12.27)	0:24.75 [1] (0:12.01)	0:12.74 [1] (0:12.74)
Average Speed [km/h]	48.2	57.2	56.0	55.1	55.4	54.7	56.5	58.4	59.7	56.6
Top Speed [km/h]	58.9	58.7	57.0	55.5	56.7	55.8	57.6	59.6	60.7	59.7
Avg. Dist. to Rail [m]	10.1	2.1	3.8	4.9	3.7	3.5	1.7	0.6	1.0	1.4
Avg. Stride Freq. [Hz]	2.3	2.3	2.3	2.2	2.2	2.2	2.3	2.4	2.4	2.3
Avg. Stride Length [m]	5.8	7.0	6.9	6.9	6.9	6.8	6.9	6.8	6.9	6.7

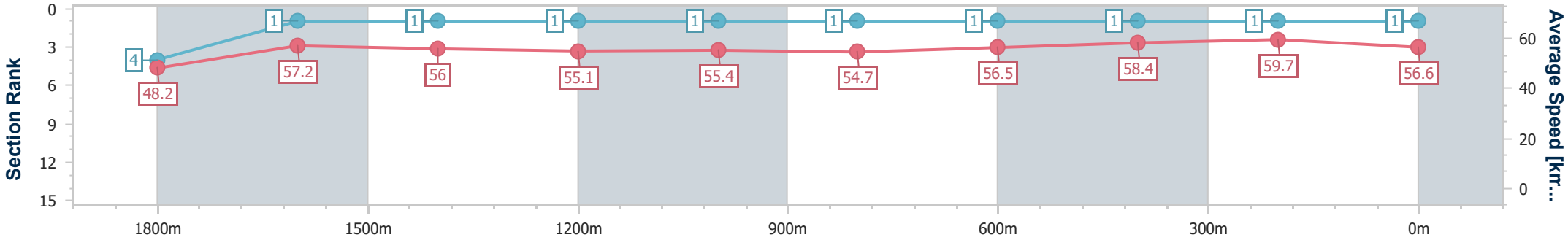

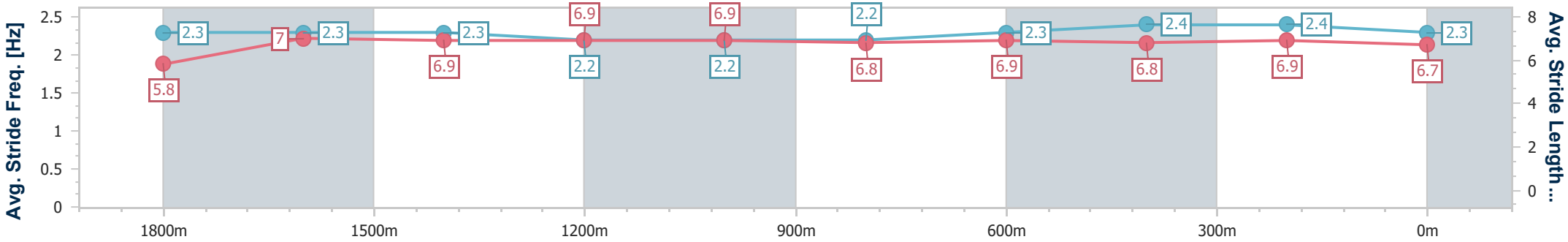

[ ]	Ranking at each section and finish
-:--.--	No data available at this section
NA	No data available

data processed by TRIPLESDATA

Horse/Jockey Name	Deep Focus
Final Rank	2
Fastest Section Time (Section)	0:11.71 (400m)
Top Speed [km/h] (Section)	63.5 (400m)
Race State	Finished

TAB

DoombenProfessional

Race 9: HKJC WORLD POOL ROUGH HABIT PLATE - GROUP 3 - 2000m

17 May 2025 - 16:38

Track Rating: Heavy 8, Weather: Overcast, Rail Position: True

BRISBANE RACING CLUB

Section	Overall	1800m	1600m	1400m	1200m	1000m	800m	600m	400m	200m
Section Times	2:08.69 [2] (0:15.45)	1:53.24 [10] (0:12.85)	1:40.39 [11] (0:12.88)	1:27.51 [9] (0:12.99)	1:14.52 [11] (0:12.87)	1:01.65 [11] (0:13.12)	0:48.53 [10] (0:12.57)	0:35.96 [10] (0:11.89)	0:24.07 [9] (0:11.71)	0:12.36 [8] (0:12.36)
Average Speed [km/h]	46.7	56.0	56.0	55.9	56.0	55.2	57.9	61.7	62.4	58.1
Top Speed [km/h]	57.1	58.9	58.1	57.6	57.6	57.2	61.4	63.2	63.5	62.2
Avg. Dist. to Rail [m]	6.7	0.8	0.8	1.2	2.5	2.4	2.6	3.3	8.2	11.1
Avg. Stride Freq. [Hz]	2.2	2.3	2.2	2.2	2.2	2.1	2.2	2.3	2.3	2.3
Avg. Stride Length [m]	5.8	6.9	7.0	7.2	7.2	7.2	7.3	7.5	7.4	7.1

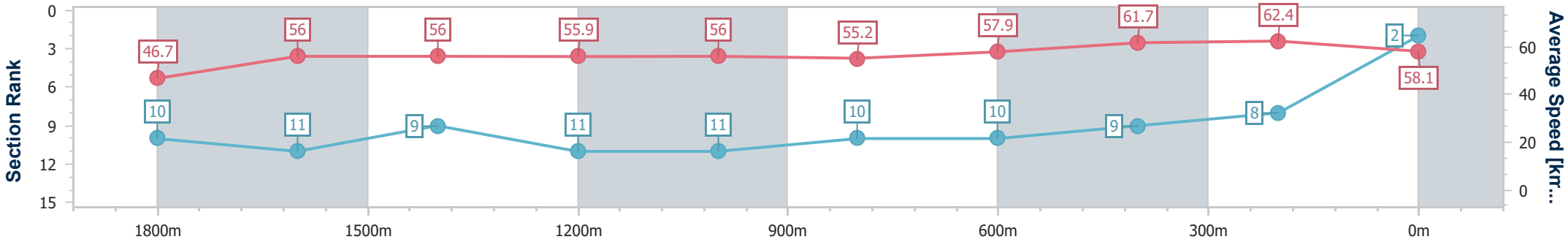

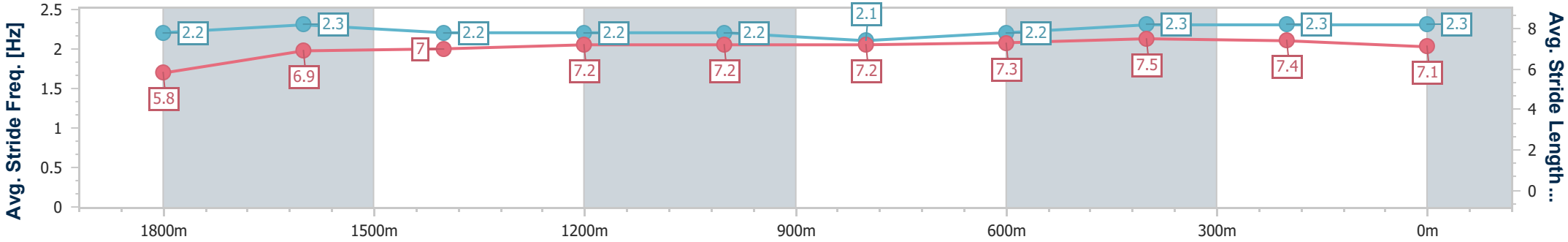

[ ]	Ranking at each section and finish
-:--.--	No data available at this section
NA	No data available

data processed by TRIPLESDATA

Horse/Jockey Name	King Of Thunder
Final Rank	3
Fastest Section Time (Section)	0:11.95 (400m)
Top Speed [km/h] (Section)	61.8 (400m)
Race State	Finished

TAB

DoombenProfessional

Race 9: HKJC WORLD POOL ROUGH HABIT PLATE - GROUP 3 - 2000m

17 May 2025 - 16:38

Track Rating: Heavy 8, Weather: Overcast, Rail Position: True

BRISBANE RACING CLUB

Section	Overall	1800m	1600m	1400m	1200m	1000m	800m	600m	400m	200m
Section Times	2:08.73 [3] (0:15.02)	1:53.71 [5] (0:13.04)	1:40.67 [8] (0:13.05)	1:27.62 [8] (0:12.73)	1:14.89 [7] (0:12.79)	1:02.10 [6] (0:13.04)	0:49.06 [5] (0:12.40)	0:36.66 [6] (0:12.12)	0:24.54 [5] (0:11.95)	0:12.59 [6] (0:12.59)
Average Speed [km/h]	47.9	54.8	54.7	56.2	56.5	55.1	58.5	60.0	60.7	57.2
Top Speed [km/h]	58.0	57.5	57.1	57.4	57.5	56.2	60.2	60.9	61.8	59.6
Avg. Dist. to Rail [m]	1.7	2.1	1.6	0.8	0.3	0.4	0.9	1.8	6.8	9.1
Avg. Stride Freq. [Hz]	2.1	2.1	2.1	2.1	2.1	2.0	2.1	2.2	2.2	2.2
Avg. Stride Length [m]	6.2	7.2	7.4	7.4	7.6	7.6	7.7	7.5	7.5	7.2

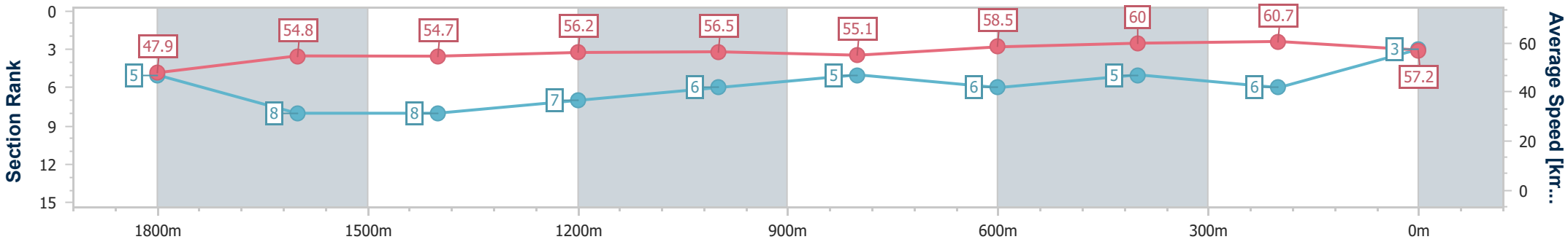

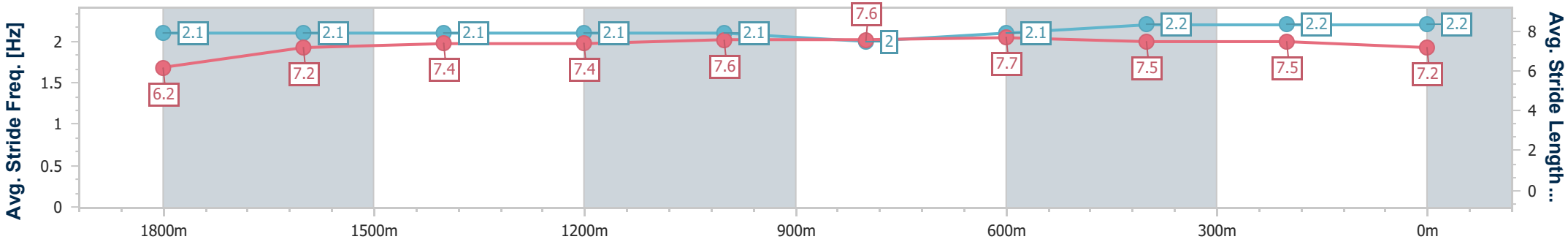

[ ]	Ranking at each section and finish
-:--.--	No data available at this section
NA	No data available

data processed by TRIPLESDATA

Horse/Jockey Name	Maison Louis
Final Rank	4
Fastest Section Time (Section)	0:11.83 (600m)
Top Speed [km/h] (Section)	62.1 (800m)
Race State	Finished

TAB

DoombenProfessional

Race 9: HKJC WORLD POOL ROUGH HABIT PLATE - GROUP 3 - 2000m

17 May 2025 - 16:38

Track Rating: Heavy 8, Weather: Overcast, Rail Position: True

BRISBANE RACING CLUB

Section	Overall	1800m	1600m	1400m	1200m	1000m	800m	600m	400m	200m
Section Times	2:08.80 [4] (0:15.20)	1:53.60 [7] (0:13.07)	1:40.53 [10] (0:13.06)	1:27.47 [11] (0:12.82)	1:14.65 [10] (0:12.86)	1:01.79 [10] (0:13.06)	0:48.73 [8] (0:12.31)	0:36.42 [7] (0:11.83)	0:24.59 [6] (0:11.93)	0:12.66 [5] (0:12.66)
Average Speed [km/h]	47.4	54.4	54.6	56.0	56.1	55.2	58.4	61.0	60.2	57.0
Top Speed [km/h]	56.5	56.4	56.7	57.0	56.8	56.8	62.1	62.1	61.7	59.3
Avg. Dist. to Rail [m]	2.0	2.7	1.5	0.6	1.0	0.8	0.3	0.6	1.4	4.1
Avg. Stride Freq. [Hz]	2.4	2.3	2.3	2.3	2.3	2.2	2.3	2.4	2.4	2.3
Avg. Stride Length [m]	5.5	6.5	6.7	6.8	6.9	6.9	7.1	7.1	7.1	6.9

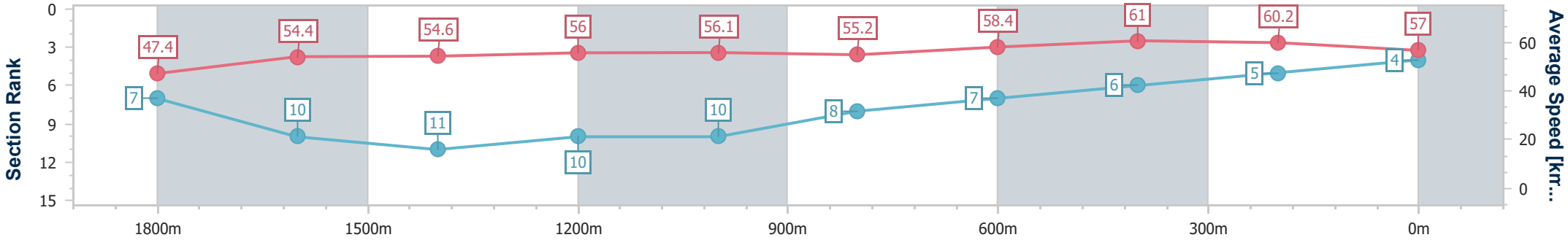

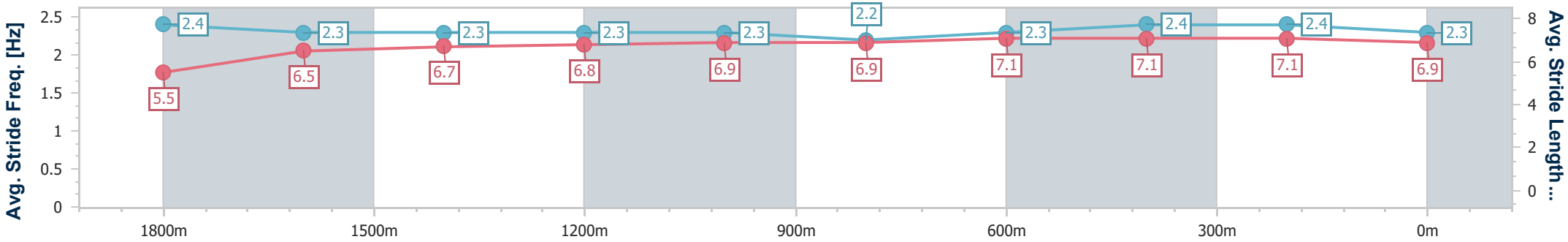

[ ]	Ranking at each section and finish
-:--.--	No data available at this section
NA	No data available

data processed by TRIPLESDATA

Horse/Jockey Name	Our Benefactor
Final Rank	5
Fastest Section Time (Section)	0:11.97 (400m)
Top Speed [km/h] (Section)	61.0 (400m)
Race State	Finished

TAB

DoombenProfessional

Race 9: HKJC WORLD POOL ROUGH HABIT PLATE - GROUP 3 - 2000m

17 May 2025 - 16:38

Track Rating: Heavy 8, Weather: Overcast, Rail Position: True

BRISBANE RACING CLUB

Section	Overall	1800m	1600m	1400m	1200m	1000m	800m	600m	400m	200m
Section Times	2:08.88 [5] (0:14.88)	1:54.00 [3] (0:12.86)	1:41.14 [4] (0:13.11)	1:28.03 [5] (0:12.81)	1:15.22 [5] (0:12.75)	1:02.47 [4] (0:13.01)	0:49.46 [3] (0:12.45)	0:37.01 [4] (0:12.07)	0:24.94 [3] (0:11.97)	0:12.97 [2] (0:12.97)
Average Speed [km/h]	48.3	55.7	54.7	56.4	56.4	55.4	57.9	59.7	60.0	55.6
Top Speed [km/h]	60.1	57.5	56.2	57.0	57.2	56.1	60.4	60.8	61.0	57.9
Avg. Dist. to Rail [m]	2.0	1.4	0.6	0.4	0.7	0.3	0.5	0.5	2.2	4.2
Avg. Stride Freq. [Hz]	2.2	2.3	2.2	2.2	2.2	2.2	2.2	2.3	2.4	2.3
Avg. Stride Length [m]	6.0	6.8	6.8	7.0	7.0	7.0	7.2	7.1	7.0	6.7

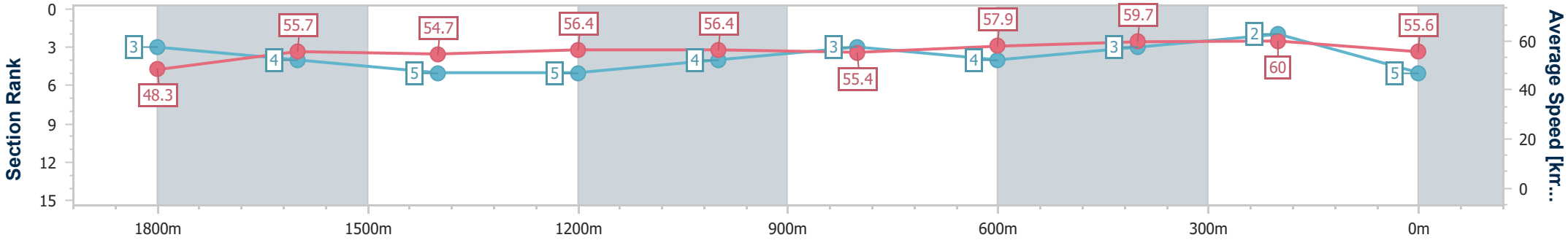

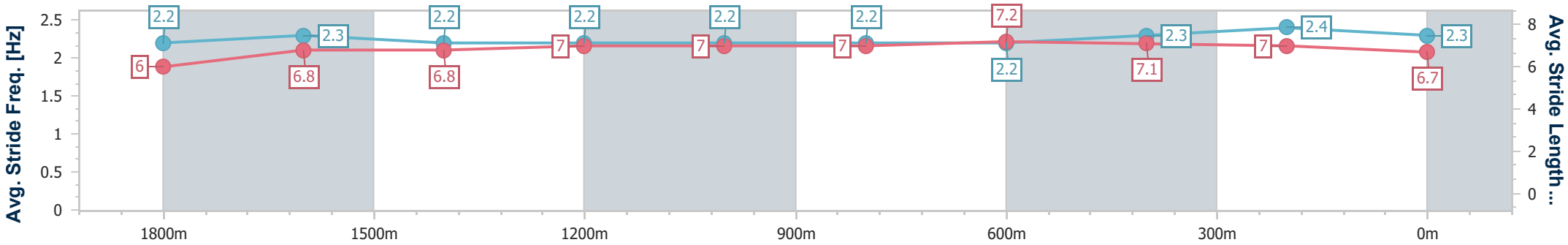

[ ]	Ranking at each section and finish
-:--.--	No data available at this section
NA	No data available

data processed by TRIPLESDATA

Horse/Jockey Name	Belle Detelle
Final Rank	6
Fastest Section Time (Section)	0:11.75 (400m)
Top Speed [km/h] (Section)	62.4 (600m)
Race State	Finished

TAB

DoombenProfessional

Race 9: HKJC WORLD POOL ROUGH HABIT PLATE - GROUP 3 - 2000m

17 May 2025 - 16:38

Track Rating: Heavy 8, Weather: Overcast, Rail Position: True

BRISBANE RACING CLUB

Section	Overall	1800m	1600m	1400m	1200m	1000m	800m	600m	400m	200m
Section Times	2:08.96 [6] (0:15.78)	1:53.18 [14] (0:13.14)	1:40.04 [14] (0:12.97)	1:27.07 [14] (0:12.82)	1:14.25 [13] (0:12.75)	1:01.50 [13] (0:12.95)	0:48.55 [13] (0:12.32)	0:36.23 [11] (0:11.90)	0:24.33 [10] (0:11.75)	0:12.58 [9] (0:12.58)
Average Speed [km/h]	45.5	54.9	54.9	55.7	56.6	55.4	58.5	60.8	61.4	57.3
Top Speed [km/h]	58.0	58.0	57.3	56.8	57.7	57.2	61.8	62.4	62.3	60.8
Avg. Dist. to Rail [m]	5.4	1.3	1.6	1.3	0.2	0.4	0.9	1.4	3.0	6.1
Avg. Stride Freq. [Hz]	2.1	2.1	2.2	2.2	2.1	2.1	2.2	2.3	2.3	2.3
Avg. Stride Length [m]	6.1	7.2	7.1	7.2	7.4	7.3	7.4	7.3	7.4	7.0

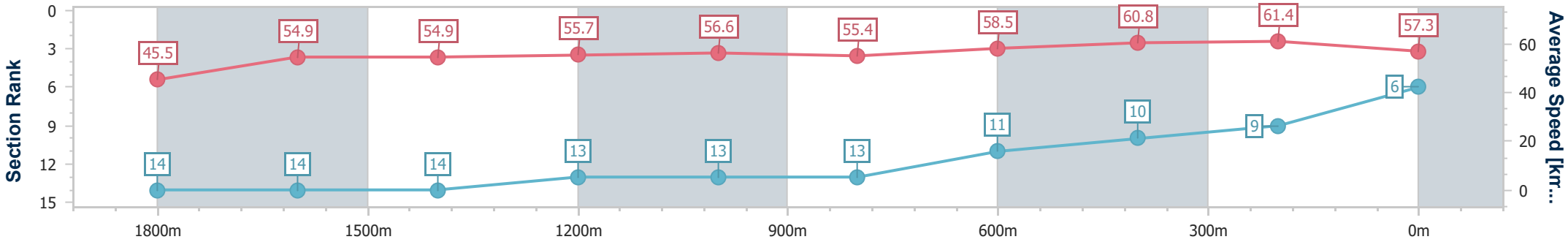

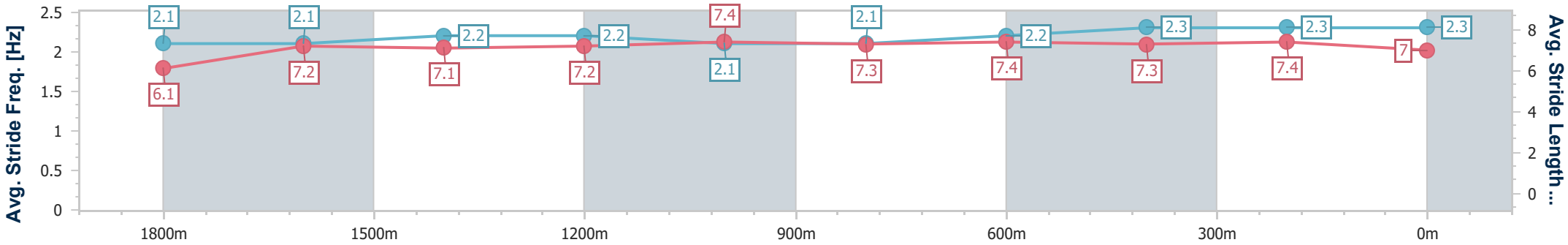

[ ]	Ranking at each section and finish
-:--.--	No data available at this section
NA	No data available

data processed by TRIPLESDATA

Horse/Jockey Name	Shangri La Spring
Final Rank	7
Fastest Section Time (Section)	0:12.06 (400m)
Top Speed [km/h] (Section)	61.7 (400m)
Race State	Finished

TAB

DoombenProfessional

Race 9: HKJC WORLD POOL ROUGH HABIT PLATE - GROUP 3 - 2000m

17 May 2025 - 16:38

Track Rating: Heavy 8, Weather: Overcast, Rail Position: True

BRISBANE RACING CLUB

Section	Overall	1800m	1600m	1400m	1200m	1000m	800m	600m	400m	200m
Section Times	2:09.26 [7] (0:14.68)	1:54.58 [1] (0:12.91)	1:41.67 [2] (0:13.02)	1:28.65 [3] (0:12.76)	1:15.89 [3] (0:12.93)	1:02.96 [3] (0:13.15)	0:49.81 [4] (0:12.40)	0:37.41 [3] (0:12.18)	0:25.23 [4] (0:12.06)	0:13.17 [4] (0:13.17)
Average Speed [km/h]	48.9	55.7	55.2	55.5	55.7	54.8	58.1	60.0	60.4	54.5
Top Speed [km/h]	58.6	58.3	56.6	56.2	56.3	56.1	60.6	61.0	61.7	58.6
Avg. Dist. to Rail [m]	9.0	1.6	0.6	1.9	0.9	0.5	1.0	2.8	6.4	8.0
Avg. Stride Freq. [Hz]	2.4	2.4	2.4	2.3	2.3	2.3	2.4	2.4	2.4	2.3
Avg. Stride Length [m]	5.7	6.4	6.5	6.7	6.7	6.7	6.8	7.0	7.1	6.6

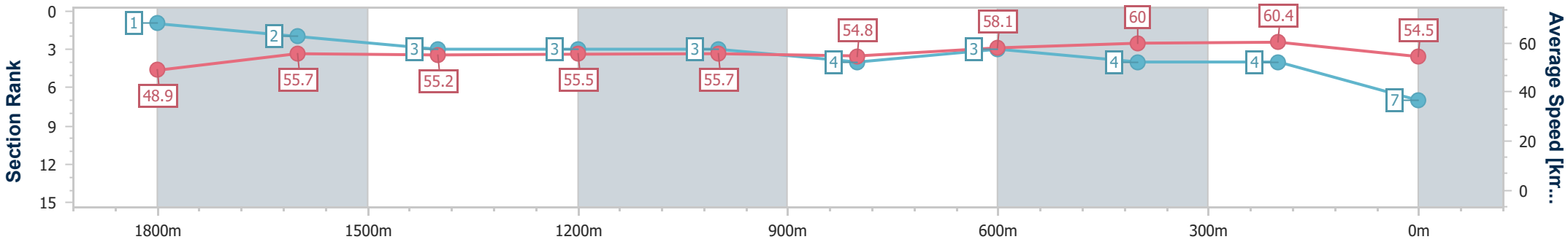

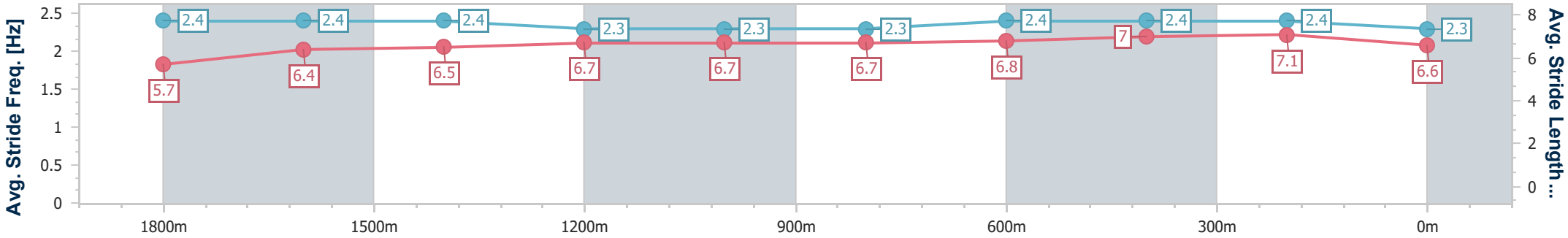

[ ]	Ranking at each section and finish
-:--.--	No data available at this section
NA	No data available

data processed by TRIPLESDATA

Horse/Jockey Name	Beau Dazzler
Final Rank	8
Fastest Section Time (Section)	0:11.98 (400m)
Top Speed [km/h] (Section)	62.4 (400m)
Race State	Finished

TAB

DoombenProfessional

Race 9: HKJC WORLD POOL ROUGH HABIT PLATE - GROUP 3 - 2000m

17 May 2025 - 16:38

Track Rating: Heavy 8, Weather: Overcast, Rail Position: True

BRISBANE RACING CLUB

Section	Overall	1800m	1600m	1400m	1200m	1000m	800m	600m	400m	200m
Section Times	2:09.32 [8] (0:14.80)	1:54.52 [2] (0:12.91)	1:41.61 [3] (0:13.00)	1:28.61 [4] (0:12.91)	1:15.70 [4] (0:12.93)	1:02.77 [5] (0:13.14)	0:49.63 [6] (0:12.37)	0:37.26 [5] (0:12.27)	0:24.99 [7] (0:11.98)	0:13.01 [7] (0:13.01)
Average Speed [km/h]	48.7	55.6	55.3	55.6	55.5	54.7	58.6	59.3	60.4	55.5
Top Speed [km/h]	58.3	58.3	56.2	56.3	56.3	56.5	60.7	61.5	62.4	59.9
Avg. Dist. to Rail [m]	3.2	0.7	0.4	0.5	0.3	0.4	0.6	2.1	4.9	7.8
Avg. Stride Freq. [Hz]	2.3	2.3	2.3	2.2	2.2	2.2	2.3	2.3	2.3	2.3
Avg. Stride Length [m]	5.9	6.7	6.9	6.9	6.9	7.0	7.1	7.1	7.3	6.9

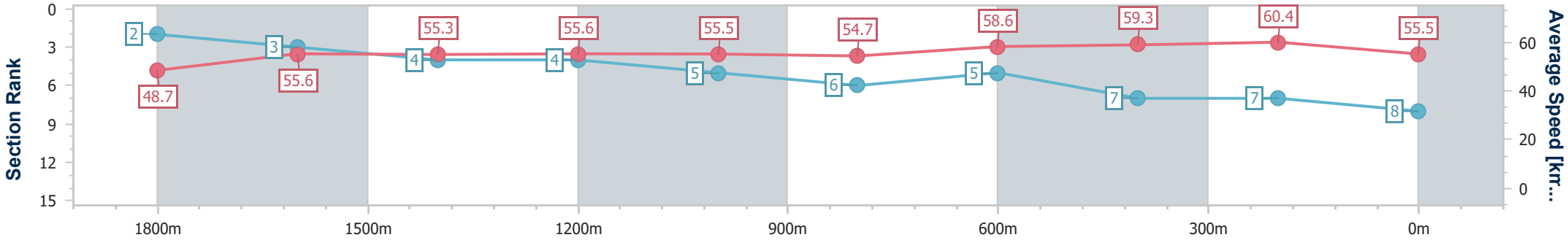

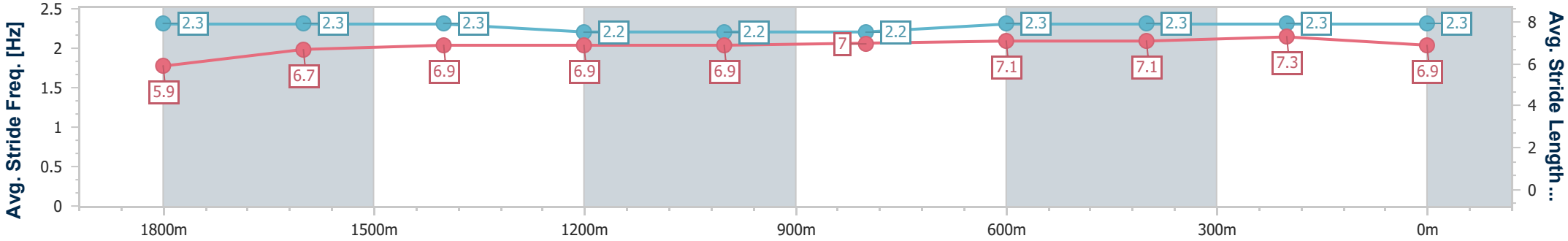

[ ]	Ranking at each section and finish
-:--.--	No data available at this section
NA	No data available

data processed by TRIPLESDATA

Horse/Jockey Name	Real Class
Final Rank	9
Fastest Section Time (Section)	0:12.17 (600m)
Top Speed [km/h] (Section)	60.5 (1800m)
Race State	Finished

TAB

DoombenProfessional

Race 9: HKJC WORLD POOL ROUGH HABIT PLATE - GROUP 3 - 2000m

17 May 2025 - 16:38

Track Rating: Heavy 8, Weather: Overcast, Rail Position: True

BRISBANE RACING CLUB

Section	Overall	1800m	1600m	1400m	1200m	1000m	800m	600m	400m	200m
Section Times	2:09.60 [9] (0:15.48)	1:54.12 [11] (0:12.26)	1:41.86 [5] (0:12.62)	1:29.24 [2] (0:12.59)	1:16.65 [2] (0:12.99)	1:03.66 [2] (0:13.12)	0:50.54 [2] (0:12.61)	0:37.93 [2] (0:12.17)	0:25.76 [2] (0:12.25)	0:13.51 [3] (0:13.51)
Average Speed [km/h]	46.7	58.9	56.7	56.2	55.5	54.9	57.5	59.1	58.6	53.4
Top Speed [km/h]	58.1	60.5	59.0	56.9	56.7	56.5	59.6	60.1	59.6	57.1
Avg. Dist. to Rail [m]	7.7	1.6	1.4	2.6	0.7	1.0	1.4	1.2	1.7	3.4
Avg. Stride Freq. [Hz]	2.0	2.2	2.1	2.1	2.1	2.1	2.2	2.2	2.2	2.1
Avg. Stride Length [m]	6.2	7.6	7.4	7.4	7.4	7.4	7.4	7.3	7.3	7.0

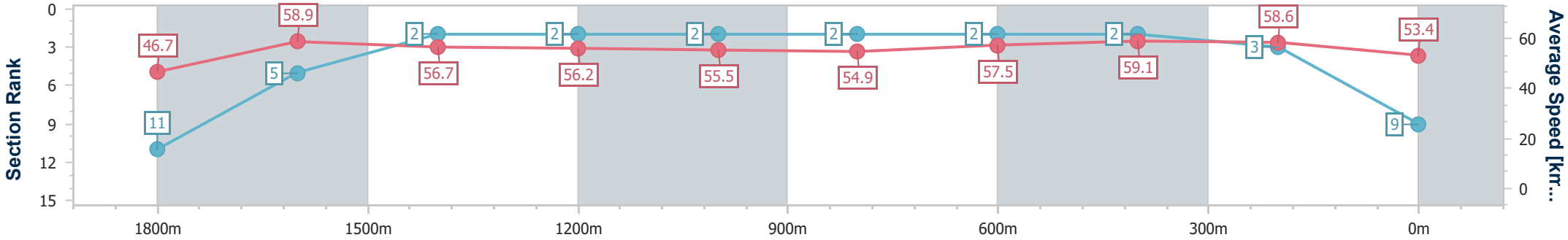

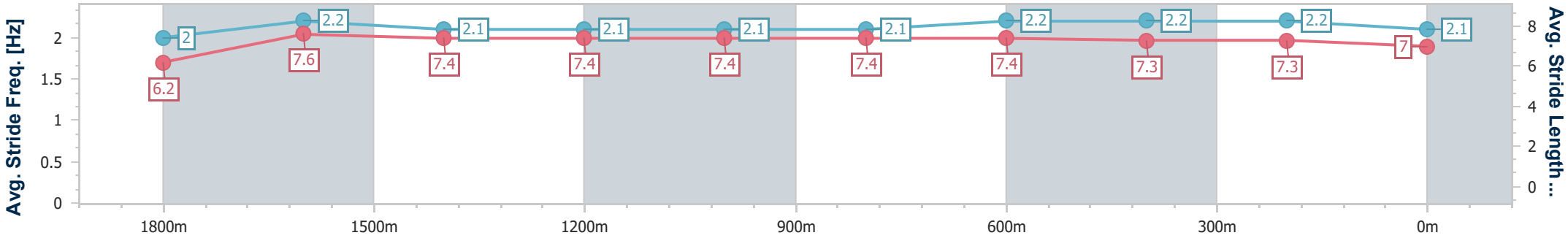

[ ]	Ranking at each section and finish
-:--.--	No data available at this section
NA	No data available

data processed by TRIPLESDATA

Horse/Jockey Name	Firm Agreement
Final Rank	10
Fastest Section Time (Section)	0:11.87 (600m)
Top Speed [km/h] (Section)	62.1 (600m)
Race State	Finished

DoombenProfessional

Race 9: HKJC WORLD POOL ROUGH HABIT PLATE - GROUP 3 - 2000m

17 May 2025 - 16:38

Track Rating: Heavy 8, Weather: Overcast, Rail Position: True

BRISBANE RACING CLUB

Section	Overall	1800m	1600m	1400m	1200m	1000m	800m	600m	400m	200m
Section Times	2:09.79 [10] (0:15.52)	1:54.27 [13] (0:13.13)	1:41.14 [13] (0:13.12)	1:28.02 [13] (0:12.98)	1:15.04 [14] (0:12.91)	1:02.13 [14] (0:12.93)	0:49.20 [14] (0:12.27)	0:36.93 [13] (0:11.87)	0:25.06 [13] (0:12.02)	0:13.04 [10] (0:13.04)
Average Speed [km/h]	46.4	55.0	54.7	55.5	55.8	55.5	58.6	60.5	59.8	55.2
Top Speed [km/h]	56.4	57.4	56.8	57.3	57.1	57.2	61.6	62.1	60.8	58.0
Avg. Dist. to Rail [m]	3.8	0.7	0.5	0.7	0.1	0.4	0.6	0.5	3.2	8.4
Avg. Stride Freq. [Hz]	2.2	2.2	2.2	2.1	2.2	2.1	2.2	2.3	2.3	2.2
Avg. Stride Length [m]	5.7	6.9	7.1	7.2	7.2	7.3	7.3	7.4	7.3	7.0

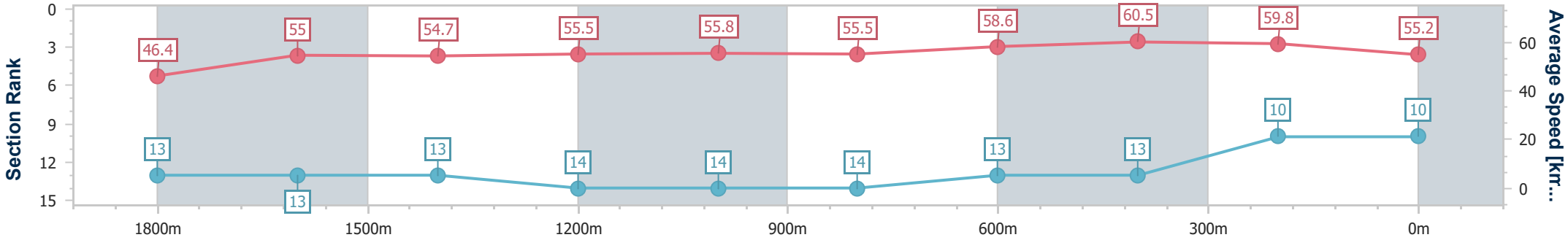

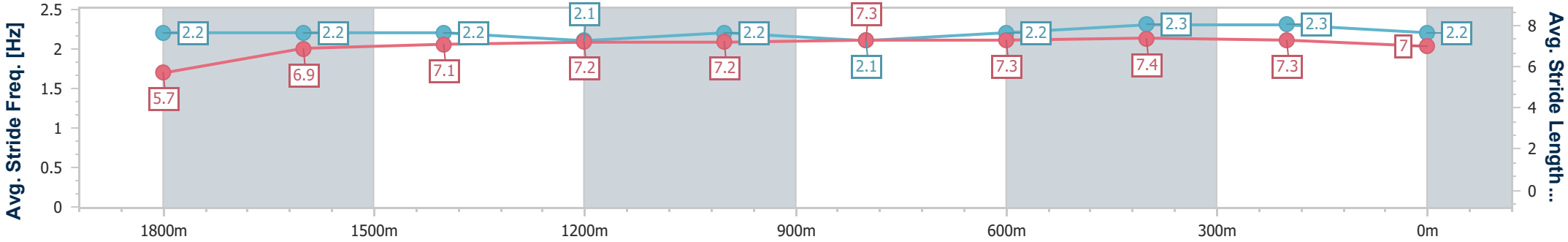

[ ]	Ranking at each section and finish
-:--.--	No data available at this section
NA	No data available

data processed by TRIPLESDATA

Horse/Jockey Name	Prince Levi
Final Rank	11
Fastest Section Time (Section)	0:12.10 (600m)
Top Speed [km/h] (Section)	62.2 (800m)
Race State	Finished

DoombenProfessional

Race 9: HKJC WORLD POOL ROUGH HABIT PLATE - GROUP 3 - 2000m

17 May 2025 - 16:38

Track Rating: Heavy 8, Weather: Overcast, Rail Position: True

BRISBANE RACING CLUB

Section	Overall	1800m	1600m	1400m	1200m	1000m	800m	600m	400m	200m
Section Times	2:09.81 [11] (0:15.15)	1:54.66 [6] (0:12.99)	1:41.67 [9] (0:13.04)	1:28.63 [10] (0:12.87)	1:15.76 [9] (0:12.95)	1:02.81 [9] (0:13.34)	0:49.47 [11] (0:12.48)	0:36.99 [12] (0:12.10)	0:24.89 [14] (0:12.12)	0:12.77 [13] (0:12.77)
Average Speed [km/h]	47.4	55.1	54.9	56.1	55.7	54.3	58.0	60.3	59.7	56.5
Top Speed [km/h]	58.0	57.9	57.0	57.5	57.1	56.4	62.2	62.0	60.9	59.1
Avg. Dist. to Rail [m]	1.2	1.3	0.9	0.5	2.0	2.1	1.4	2.1	6.6	10.1
Avg. Stride Freq. [Hz]	2.2	2.3	2.2	2.3	2.2	2.2	2.3	2.4	2.3	2.3
Avg. Stride Length [m]	5.8	6.8	6.8	6.9	6.9	6.9	7.0	7.1	7.1	6.8

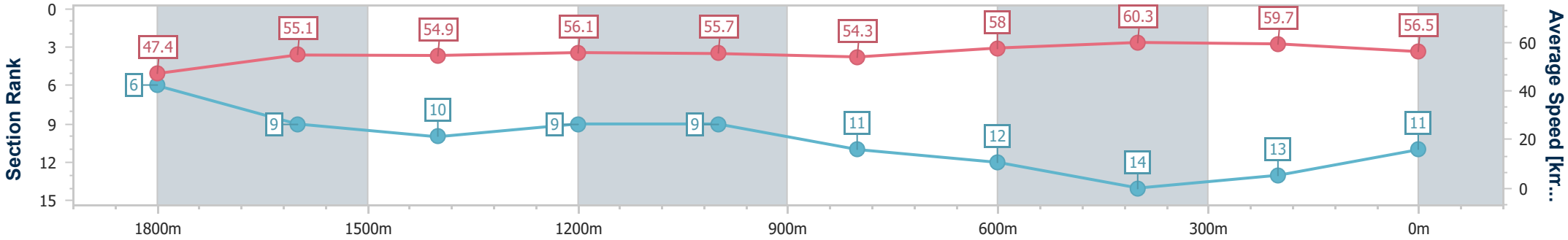

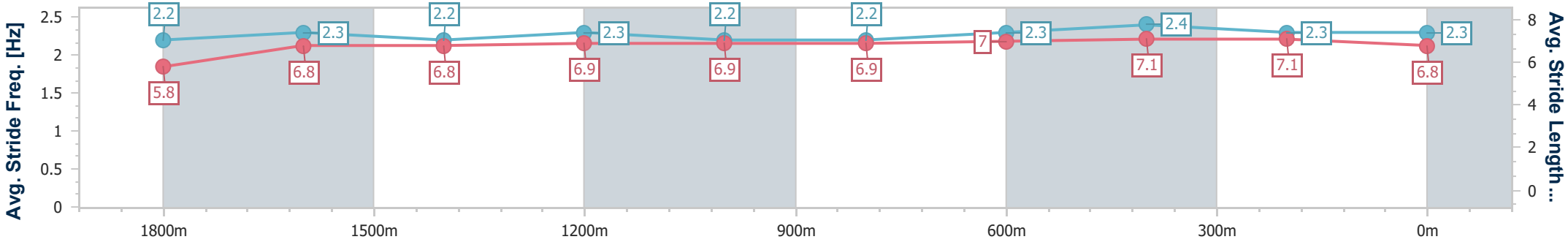

[ ]	Ranking at each section and finish
-:--.--	No data available at this section
NA	No data available

data processed by TRIPLESDATA

Horse/Jockey Name	Croupier
Final Rank	12
Fastest Section Time (Section)	0:12.15 (600m)
Top Speed [km/h] (Section)	62.4 (600m)
Race State	Finished

DoombenProfessional

Race 9: HKJC WORLD POOL ROUGH HABIT PLATE - GROUP 3 - 2000m

17 May 2025 - 16:38

Track Rating: Heavy 8, Weather: Overcast, Rail Position: True

BRISBANE RACING CLUB

Section	Overall	1800m	1600m	1400m	1200m	1000m	800m	600m	400m	200m
Section Times	2:10.33 [12] (0:15.29)	1:55.04 [9] (0:12.70)	1:42.34 [7] (0:12.96)	1:29.38 [6] (0:12.88)	1:16.50 [6] (0:12.96)	1:03.54 [7] (0:13.29)	0:50.25 [9] (0:12.34)	0:37.91 [8] (0:12.15)	0:25.76 [8] (0:12.21)	0:13.55 [11] (0:13.55)
Average Speed [km/h]	47.1	56.5	55.4	56.3	55.5	54.4	59.4	59.9	59.5	53.3
Top Speed [km/h]	59.4	60.2	56.9	57.2	56.4	57.0	62.3	62.4	61.1	56.5
Avg. Dist. to Rail [m]	3.6	1.0	0.9	1.1	3.0	2.7	2.5	2.5	7.0	10.9
Avg. Stride Freq. [Hz]	2.1	2.2	2.1	2.2	2.1	2.1	2.2	2.3	2.3	2.2
Avg. Stride Length [m]	6.0	7.2	7.2	7.2	7.4	7.3	7.4	7.4	7.4	6.9

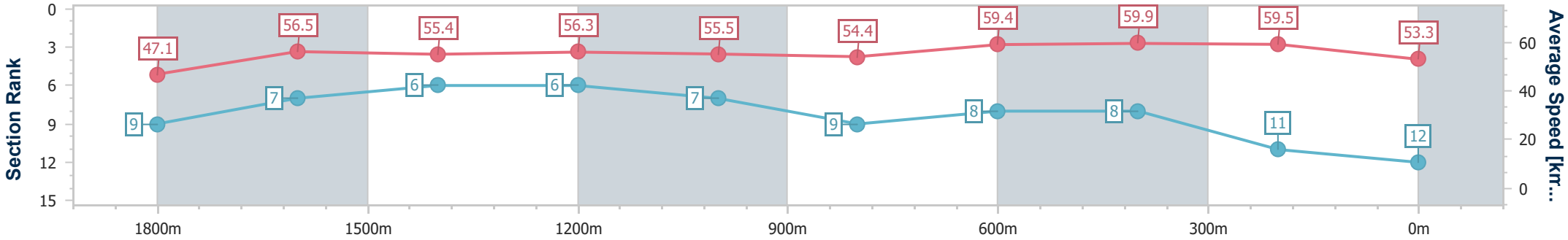

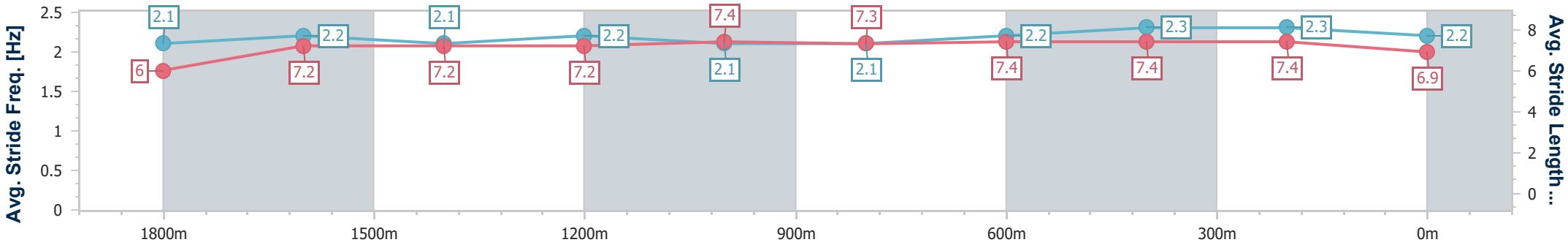

[ ]	Ranking at each section and finish
-:--.--	No data available at this section
NA	No data available

data processed by TRIPLESDATA

Horse/Jockey Name	Mazis
Final Rank	13
Fastest Section Time (Section)	0:11.73 (600m)
Top Speed [km/h] (Section)	63.5 (600m)
Race State	Finished

DoombenProfessional

Race 9: HKJC WORLD POOL ROUGH HABIT PLATE - GROUP 3 - 2000m

17 May 2025 - 16:38

Track Rating: Heavy 8, Weather: Overcast, Rail Position: True

BRISBANE RACING CLUB

Section	Overall	1800m	1600m	1400m	1200m	1000m	800m	600m	400m	200m
Section Times	2:11.06 [13] (0:15.50)	1:55.56 [12] (0:13.06)	1:42.50 [12] (0:12.98)	1:29.52 [12] (0:12.88)	1:16.64 [12] (0:12.83)	1:03.81 [12] (0:13.11)	0:50.70 [12] (0:12.55)	0:38.15 [14] (0:11.73)	0:26.42 [11] (0:12.18)	0:14.24 [12] (0:14.24)
Average Speed [km/h]	46.5	54.4	55.1	55.8	56.2	55.3	58.4	62.6	59.8	50.4
Top Speed [km/h]	56.7	56.6	56.6	57.1	57.6	57.0	61.3	63.5	62.9	58.0
Avg. Dist. to Rail [m]	1.4	2.1	1.4	0.7	1.8	3.6	3.6	3.6	7.0	9.7
Avg. Stride Freq. [Hz]	2.0	2.2	2.1	2.1	2.1	2.1	2.2	2.3	2.3	2.1
Avg. Stride Length [m]	6.2	7.0	7.2	7.3	7.3	7.3	7.5	7.6	7.4	6.6

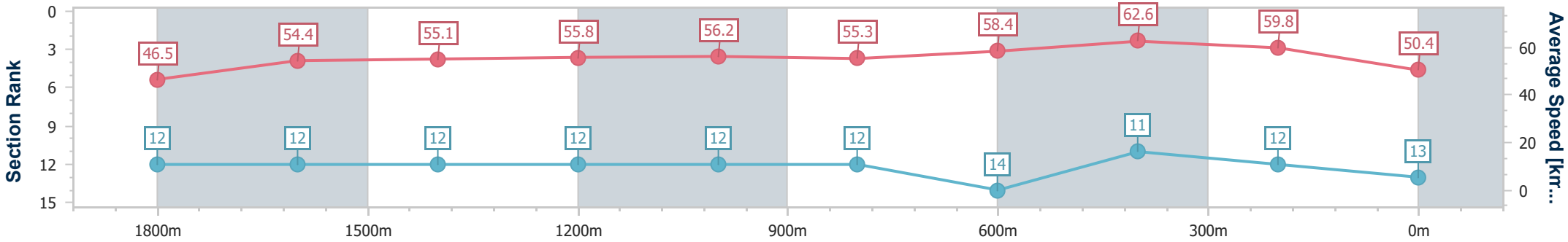

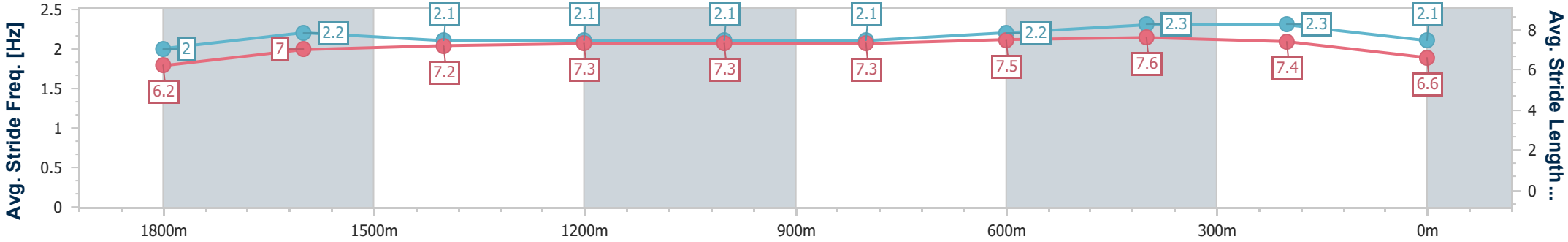

[ ]	Ranking at each section and finish
-:--.--	No data available at this section
NA	No data available

data processed by TRIPLESDATA

Horse/Jockey Name	Liberty Park
Final Rank	14
Fastest Section Time (Section)	0:12.13 (600m)
Top Speed [km/h] (Section)	62.2 (1800m)
Race State	Finished

TAB

DoombenProfessional

Race 9: HKJC WORLD POOL ROUGH HABIT PLATE - GROUP 3 - 2000m

17 May 2025 - 16:38

Track Rating: Heavy 8, Weather: Overcast, Rail Position: True

BRISBANE RACING CLUB

Section	Overall	1800m	1600m	1400m	1200m	1000m	800m	600m	400m	200m
Section Times	2:12.44 [14] (0:15.21)	1:57.23 [8] (0:12.59)	1:44.64 [6] (0:13.21)	1:31.43 [7] (0:12.96)	1:18.47 [8] (0:12.90)	1:05.57 [8] (0:13.20)	0:52.37 [7] (0:12.51)	0:39.86 [9] (0:12.13)	0:27.73 [12] (0:12.81)	0:14.92 [14] (0:14.92)
Average Speed [km/h]	47.5	57.0	54.6	55.8	55.9	55.0	57.8	60.0	57.0	48.3
Top Speed [km/h]	61.5	62.2	55.6	57.1	57.1	55.6	61.4	61.5	58.4	54.7
Avg. Dist. to Rail [m]	9.1	0.8	0.7	1.2	2.9	2.9	1.5	1.9	8.9	12.0
Avg. Stride Freq. [Hz]	2.2	2.3	2.3	2.3	2.2	2.2	2.3	2.4	2.3	2.1
Avg. Stride Length [m]	5.9	6.8	6.8	6.8	7.0	6.9	7.0	7.0	6.9	6.3

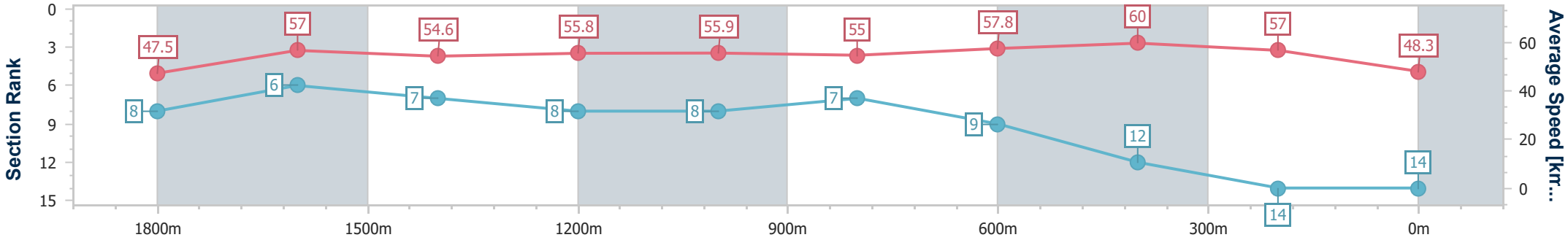

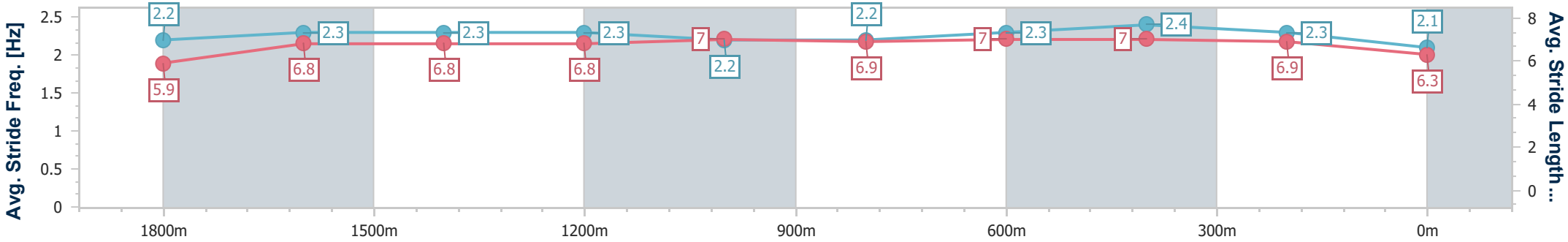

[ ]	Ranking at each section and finish
-:--.--	No data available at this section
NA	No data available

data processed by TRIPLESDATA