



Rockhampton Professional

Race 1: GREAT NORTHERN Maiden Handicap - 1400m

22 May 2025 - 13:10



Track Rating: Soft 5, Weather: Fine, Rail Position: +4.5m Entire

Section		Overall				1200m	1000m	800m	600m	400m	Last 600m	
Field Times		1:23.03				1:10.15	0:59.02	0:47.66	0:35.29	0:23.80	0:35.29	
		(0:12.88)				(0:11.13)	(0:11.36)	(0:12.37)	(0:11.49)	(0:11.58)		
Rank	TAB	Horse/Jockey	Barrier	Top Speed [km/h]	Fastest Section							Distance Travelled [m]
1	4	SNOW SHOW	9	66.3	0:11.00	1:23.03 [1]	1:09.87 [4]	0:58.87 [3]	0:47.32 [3]	0:34.94 [3]	0:23.51 [2]	0:34.94
		Ryan Wiggins		1200m	1200m	(0:13.16)	(0:11.00)	(0:11.55)	(0:12.38)	(0:11.43)	(0:11.32)	
2	3	BOOM CRUSHER	5	65.7	0:11.19	1:23.24 [2]	1:10.12 [3]	0:58.93 [5]	0:47.38 [5]	0:34.94 [4]	0:23.48 [5]	0:34.94 +0
		Warwick Satherley		Overall	1200m	(0:13.12)	(0:11.19)	(0:11.55)	(0:12.44)	(0:11.46)	(0:11.27)	
3	6	RUM RUMBLE	10	67.9	0:10.83	1:23.44 [3]	1:10.26 [5]	0:59.43 [1]	0:48.07 [1]	0:35.70 [1]	0:24.21 [1]	0:35.70 +2
		Tahlia Fenlon		1000m	1200m	(0:13.18)	(0:10.83)	(0:11.36)	(0:12.37)	(0:11.49)	(0:11.58)	
4	1	HE'S POPLAR	8	65.4	0:11.29	1:23.49 [4]	1:09.88 [8]	0:58.59 [8]	0:47.15 [9]	0:34.72 [9]	0:23.36 [8]	0:34.72 +3
		Corey Sutherland		600m	1200m	(0:13.61)	(0:11.29)	(0:11.44)	(0:12.43)	(0:11.36)	(0:11.33)	
5	2	SPIRIT TALKER	1	64.2	0:11.33	1:23.58 [5]	1:10.33 [6]	0:59.00 [6]	0:47.64 [6]	0:35.13 [6]	0:23.53 [7]	0:35.13 -4
		Chris McIver		400m	1200m	(0:13.25)	(0:11.33)	(0:11.36)	(0:12.51)	(0:11.60)	(0:11.39)	
6	8	CHECK ONE TWO	6	66.2	0:11.16	1:23.59 [6]	1:10.71 [1]	0:59.55 [2]	0:48.14 [2]	0:35.66 [2]	0:24.03 [3]	0:35.66 -4
		Jai Williams		1000m	1200m	(0:12.88)	(0:11.16)	(0:11.41)	(0:12.48)	(0:11.63)	(0:11.52)	
7	9	FINE AND RARE	4	65.4	0:11.21	1:23.77 [7]	1:10.73 [2]	0:59.52 [4]	0:47.97 [4]	0:35.44 [5]	0:24.01 [4]	0:35.44 +0
		Georgina Cartwright		600m	1200m	(0:13.04)	(0:11.21)	(0:11.55)	(0:12.53)	(0:11.43)	(0:11.54)	
8	7	SHOW 'EM NORM	7	64.7	0:11.27	1:24.02 [8]	1:10.68 [7]	0:59.41 [7]	0:48.03 [7]	0:35.57 [7]	0:24.09 [6]	0:35.57 -4
		Gabrielle Semmens		600m	1200m	(0:13.34)	(0:11.27)	(0:11.38)	(0:12.46)	(0:11.48)	(0:11.56)	
9	5	DUKE OF LANCASTER	3	65.3	0:11.28	1:24.28 [9]	1:10.65 [9]	0:59.37 [9]	0:47.99 [8]	0:35.60 [8]	0:24.14 [9]	0:35.60 -6
		Justin Stanley		600m	1200m	(0:13.63)	(0:11.28)	(0:11.38)	(0:12.39)	(0:11.46)	(0:11.37)	
10	10	HADMYTIME	2	64.6	0:11.34	1:24.98 [10]	1:10.97 [10]	0:59.63 [10]	0:48.25 [10]	0:36.04 [10]	0:24.57 [10]	0:36.04 -3
		Adam Sewell		1200m	1200m	(0:14.01)	(0:11.34)	(0:11.38)	(0:12.21)	(0:11.47)	(0:11.75)	



Rockhampton Professional

Race 1: GREAT NORTHERN Maiden Handicap - 1400m

22 May 2025 - 13:10



Track Rating: Soft 5, Weather: Fine, Rail Position: +4.5m Entire

Section Field Times				200m 0:12.22 (0:12.22)				Last 600m 0:35.29	
Rank	TAB	Horse/Jockey	Barrier	Top Speed [km/h]	Fastest Section	Margin		Distance Travelled [m]	
1	4	SNOW SHOW	9	66.3	0:11.00	0:12.19 [2]	1:23.03	0:34.94	
		Ryan Wiggins		1200m	1200m	(0:12.19)			
2	3	BOOM CRUSHER	5	65.7	0:11.19	0:12.21 [3]	1.23L	0:34.94	
		Warwick Satherley		Overall	1200m	(0:12.21)		+0	
3	6	RUM RUMBLE	10	67.9	0:10.83	0:12.63 [1]	2.4L	0:35.70	
		Tahlia Fenlon		1000m	1200m	(0:12.63)		+2	
4	1	HE'S POPLAR	8	65.4	0:11.29	0:12.03 [7]	2.67L	0:34.72	
		Corey Sutherland		600m	1200m	(0:12.03)		+3	
5	2	SPIRIT TALKER	1	64.2	0:11.33	0:12.14 [6]	3.2L	0:35.13	
		Chris McIver		400m	1200m	(0:12.14)		-4	
6	8	CHECK ONE TWO	6	66.2	0:11.16	0:12.51 [4]	3.29L	0:35.66	
		Jai Williams		1000m	1200m	(0:12.51)		-4	
7	9	FINE AND RARE	4	65.4	0:11.21	0:12.47 [5]	4.31L	0:35.44	
		Georgina Cartwright		600m	1200m	(0:12.47)		+0	
8	7	SHOW 'EM NORM	7	64.7	0:11.27	0:12.53 [8]	5.79L	0:35.57	
		Gabrielle Semmens		600m	1200m	(0:12.53)		-4	
9	5	DUKE OF LANCASTER	3	65.3	0:11.28	0:12.77 [9]	7.31L	0:35.60	
		Justin Stanley		600m	1200m	(0:12.77)		-6	
10	10	HADMYTIME	2	64.6	0:11.34	0:12.82 [10]	11.42L	0:36.04	
		Adam Sewell		1200m	1200m	(0:12.82)		-3	



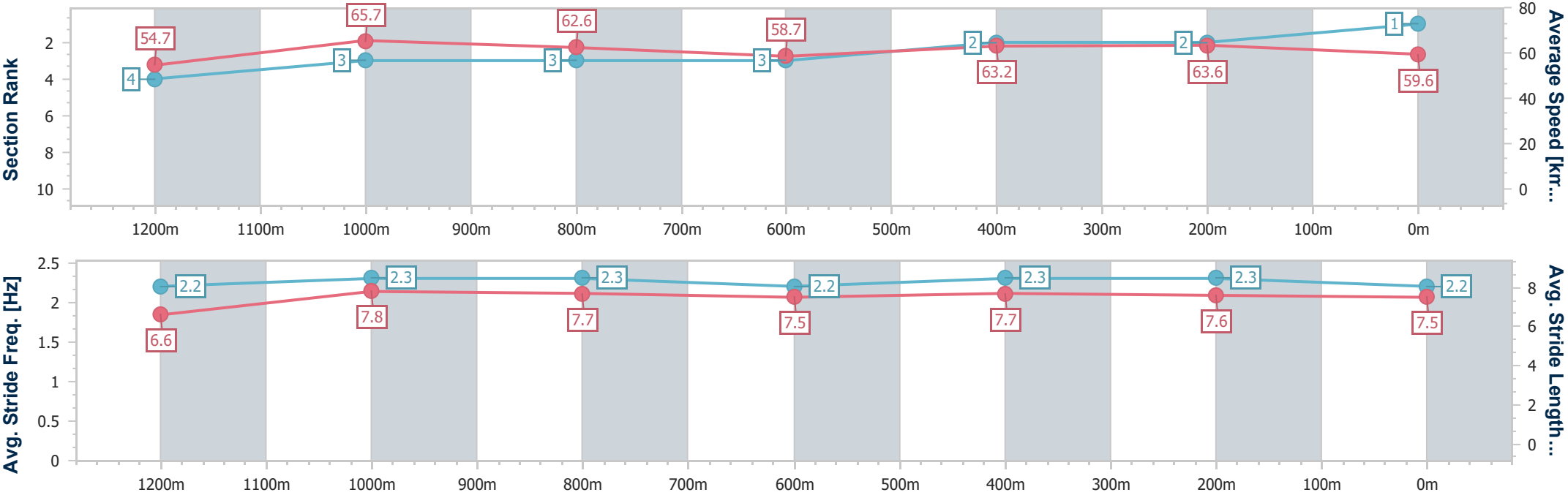
Horse/Jockey Name	Snow Show
Final Rank	1
Fastest Section Time (Section)	0:11.00 (1200m)
Top Speed [km/h] (Section)	66.3 (1200m)
Race State	Finished



RockhamptonProfessional
Race 1: GREAT NORTHERN Maiden Handicap - 1400m
22 May 2025 - 13:10
Track Rating: Soft 5, Weather: Fine, Rail Position: +4.5m Entire



Section	Overall	1200m	1000m	800m	600m	400m	200m						
Section Times	1:23.03 [1] (0:13.16)	1:09.87 [4] (0:11.00)	0:58.87 [3] (0:11.55)	0:47.32 [3] (0:12.38)	0:34.94 [3] (0:11.43)	0:23.51 [2] (0:11.32)	0:12.19 [2] (0:12.19)						
Average Speed [km/h]	54.7	65.7	62.6	58.7	63.2	63.6	59.6						
Top Speed [km/h]	64.7	66.3	65.9	59.8	65.2	65.3	61.9						
Avg. Dist. to Rail [m]	5.4	0.6	1.0	1.3	2.7	3.5	3.1						
Avg. Stride Freq. [Hz]	2.2	2.3	2.3	2.2	2.3	2.3	2.2						
Avg. Stride Length [m]	6.6	7.8	7.7	7.5	7.7	7.6	7.5						





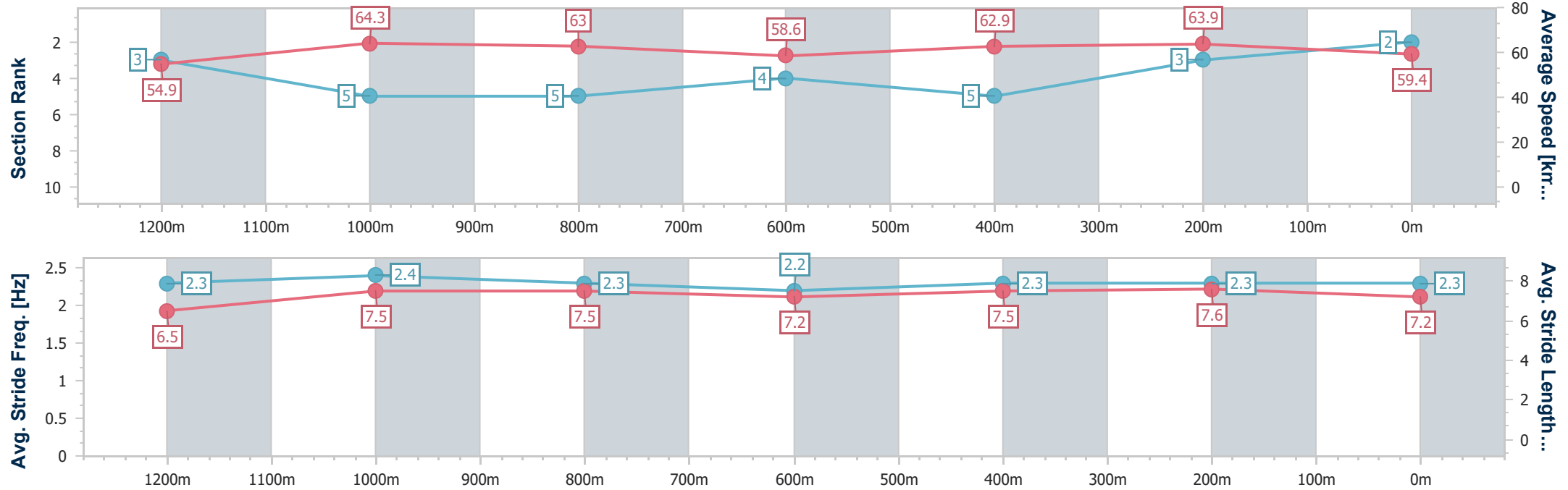
Horse/Jockey Name	Boom Crusher
Final Rank	2
Fastest Section Time (Section)	0:11.19 (1200m)
Top Speed [km/h] (Section)	65.7 (Overall)
Race State	Finished



RockhamptonProfessional
Race 1: GREAT NORTHERN Maiden Handicap - 1400m
22 May 2025 - 13:10
Track Rating: Soft 5, Weather: Fine, Rail Position: +4.5m Entire



Section	Overall	1200m	1000m	800m	600m	400m	200m						
Section Times	1:23.24 [2] (0:13.12)	1:10.12 [3] (0:11.19)	0:58.93 [5] (0:11.55)	0:47.38 [5] (0:12.44)	0:34.94 [4] (0:11.46)	0:23.48 [5] (0:11.27)	0:12.21 [3] (0:12.21)						
Average Speed [km/h]	54.9	64.3	63.0	58.6	62.9	63.9	59.4						
Top Speed [km/h]	65.7	65.7	65.4	60.0	65.5	65.4	61.0						
Avg. Dist. to Rail [m]	2.0	0.8	1.4	1.7	2.5	3.1	2.5						
Avg. Stride Freq. [Hz]	2.3	2.4	2.3	2.2	2.3	2.3	2.3						
Avg. Stride Length [m]	6.5	7.5	7.5	7.2	7.5	7.6	7.2						





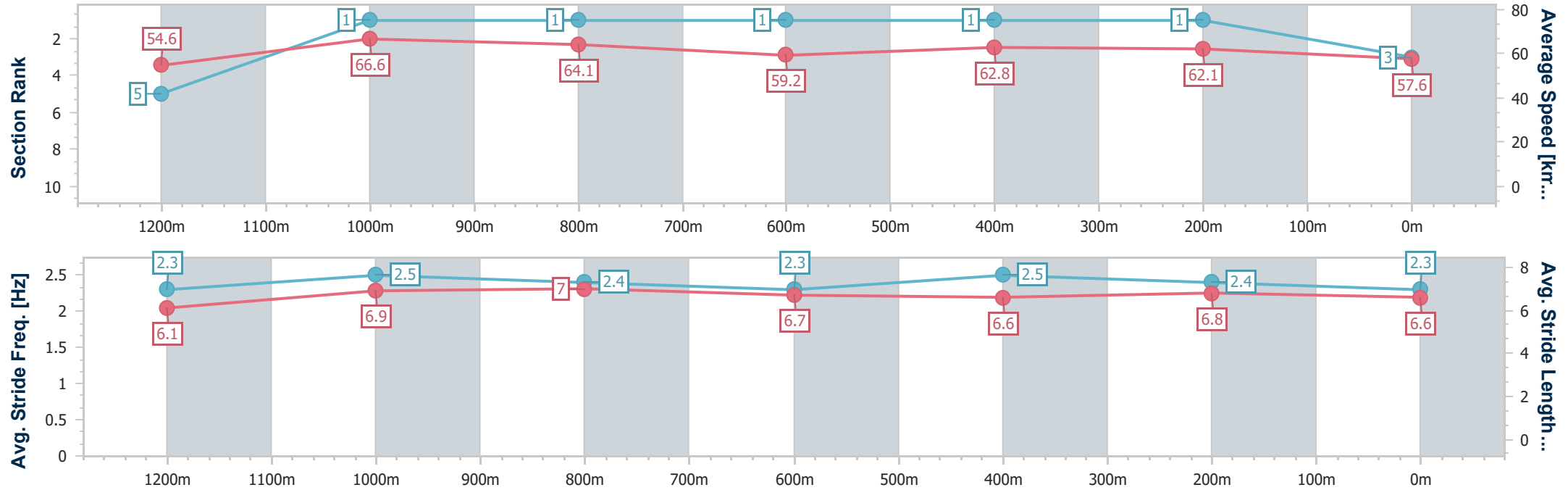
Horse/Jockey Name	Rum Rumble
Final Rank	3
Fastest Section Time (Section)	0:10.83 (1200m)
Top Speed [km/h] (Section)	67.9 (1000m)
Race State	Finished



RockhamptonProfessional
Race 1: GREAT NORTHERN Maiden Handicap - 1400m
22 May 2025 - 13:10
Track Rating: Soft 5, Weather: Fine, Rail Position: +4.5m Entire



Section	Overall	1200m	1000m	800m	600m	400m	200m						
Section Times	1:23.44 [3] (0:13.18)	1:10.26 [5] (0:10.83)	0:59.43 [1] (0:11.36)	0:48.07 [1] (0:12.37)	0:35.70 [1] (0:11.49)	0:24.21 [1] (0:11.58)	0:12.63 [1] (0:12.63)						
Average Speed [km/h]	54.6	66.6	64.1	59.2	62.8	62.1	57.6						
Top Speed [km/h]	65.1	67.5	67.9	60.8	64.4	64.5	60.0						
Avg. Dist. to Rail [m]	7.3	2.4	1.7	2.3	3.4	2.4	1.6						
Avg. Stride Freq. [Hz]	2.3	2.5	2.4	2.3	2.5	2.4	2.3						
Avg. Stride Length [m]	6.1	6.9	7.0	6.7	6.6	6.8	6.6						





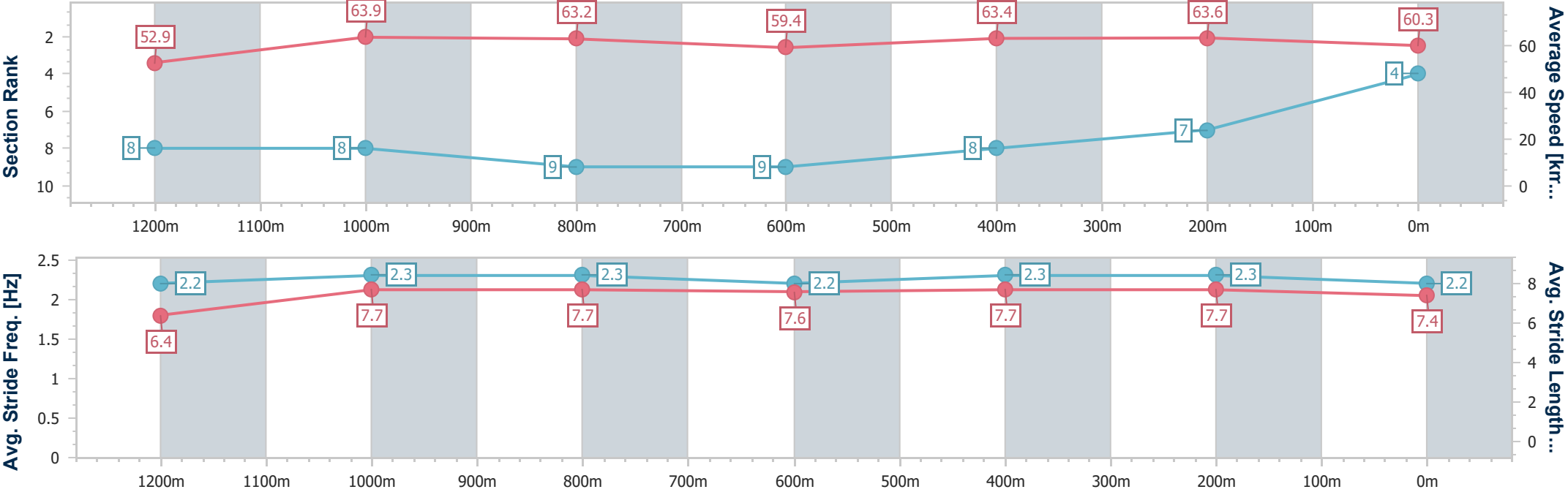
Horse/Jockey Name	He's Poplar
Final Rank	4
Fastest Section Time (Section)	0:11.29 (1200m)
Top Speed [km/h] (Section)	65.4 (600m)
Race State	Finished



RockhamptonProfessional
Race 1: GREAT NORTHERN Maiden Handicap - 1400m
22 May 2025 - 13:10
Track Rating: Soft 5, Weather: Fine, Rail Position: +4.5m Entire



Section	Overall	1200m	1000m	800m	600m	400m	200m						
Section Times	1:23.49 [4] (0:13.61)	1:09.88 [8] (0:11.29)	0:58.59 [8] (0:11.44)	0:47.15 [9] (0:12.43)	0:34.72 [9] (0:11.36)	0:23.36 [8] (0:11.33)	0:12.03 [7] (0:12.03)						
Average Speed [km/h]	52.9	63.9	63.2	59.4	63.4	63.6	60.3						
Top Speed [km/h]	62.3	64.4	64.9	61.5	65.4	65.3	62.6						
Avg. Dist. to Rail [m]	4.3	0.3	0.9	3.1	5.2	7.7	8.1						
Avg. Stride Freq. [Hz]	2.2	2.3	2.3	2.2	2.3	2.3	2.2						
Avg. Stride Length [m]	6.4	7.7	7.7	7.6	7.7	7.7	7.4						





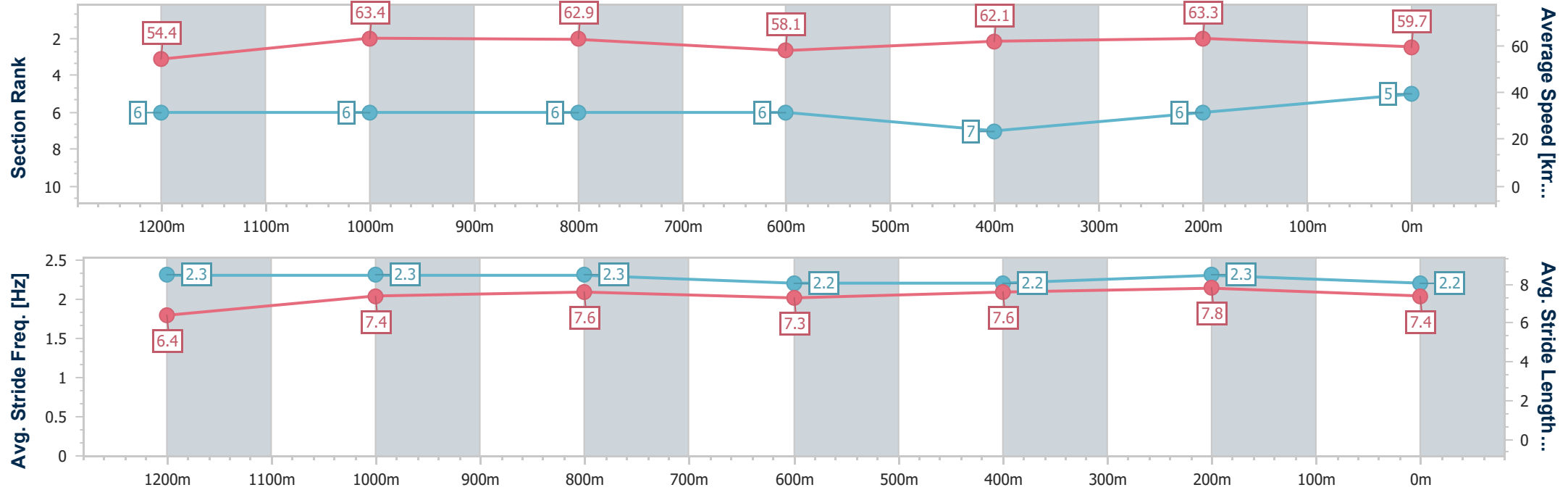
Horse/Jockey Name	Spirit Talker
Final Rank	5
Fastest Section Time (Section)	0:11.33 (1200m)
Top Speed [km/h] (Section)	64.2 (400m)
Race State	Finished



RockhamptonProfessional
Race 1: GREAT NORTHERN Maiden Handicap - 1400m
22 May 2025 - 13:10
Track Rating: Soft 5, Weather: Fine, Rail Position: +4.5m Entire



Section	Overall	1200m	1000m	800m	600m	400m	200m						
Section Times	1:23.58 [5] (0:13.25)	1:10.33 [6] (0:11.33)	0:59.00 [6] (0:11.36)	0:47.64 [6] (0:12.51)	0:35.13 [6] (0:11.60)	0:23.53 [7] (0:11.39)	0:12.14 [6] (0:12.14)						
Average Speed [km/h]	54.4	63.4	62.9	58.1	62.1	63.3	59.7						
Top Speed [km/h]	63.5	63.8	64.2	60.1	64.2	64.2	61.5						
Avg. Dist. to Rail [m]	1.2	1.0	1.2	1.0	2.3	3.6	5.2						
Avg. Stride Freq. [Hz]	2.3	2.3	2.3	2.2	2.2	2.3	2.2						
Avg. Stride Length [m]	6.4	7.4	7.6	7.3	7.6	7.8	7.4						





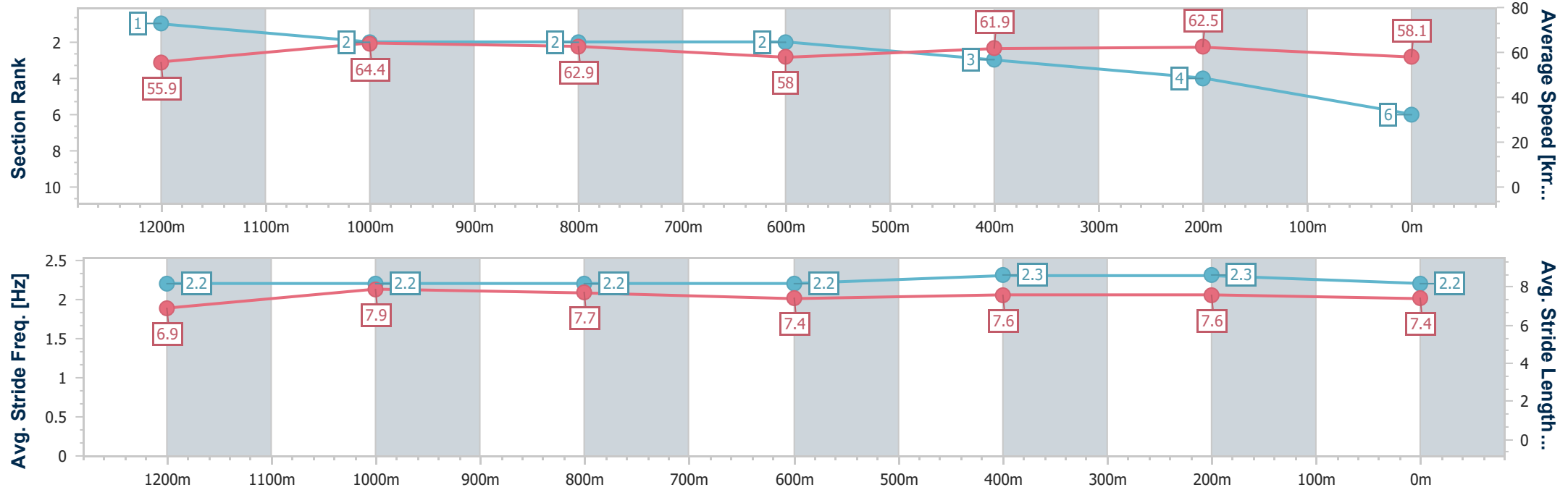
Horse/Jockey Name	Check One Two
Final Rank	6
Fastest Section Time (Section)	0:11.16 (1200m)
Top Speed [km/h] (Section)	66.2 (1000m)
Race State	Finished



RockhamptonProfessional
Race 1: GREAT NORTHERN Maiden Handicap - 1400m
22 May 2025 - 13:10
Track Rating: Soft 5, Weather: Fine, Rail Position: +4.5m Entire



Section	Overall	1200m	1000m	800m	600m	400m	200m						
Section Times	1:23.59 [6] (0:12.88)	1:10.71 [1] (0:11.16)	0:59.55 [2] (0:11.41)	0:48.14 [2] (0:12.48)	0:35.66 [2] (0:11.63)	0:24.03 [3] (0:11.52)	0:12.51 [4] (0:12.51)						
Average Speed [km/h]	55.9	64.4	62.9	58.0	61.9	62.5	58.1						
Top Speed [km/h]	65.3	65.7	66.2	60.5	63.8	64.5	60.5						
Avg. Dist. to Rail [m]	3.1	0.7	0.7	0.8	1.5	2.3	2.9						
Avg. Stride Freq. [Hz]	2.2	2.2	2.2	2.2	2.3	2.3	2.2						
Avg. Stride Length [m]	6.9	7.9	7.7	7.4	7.6	7.6	7.4						





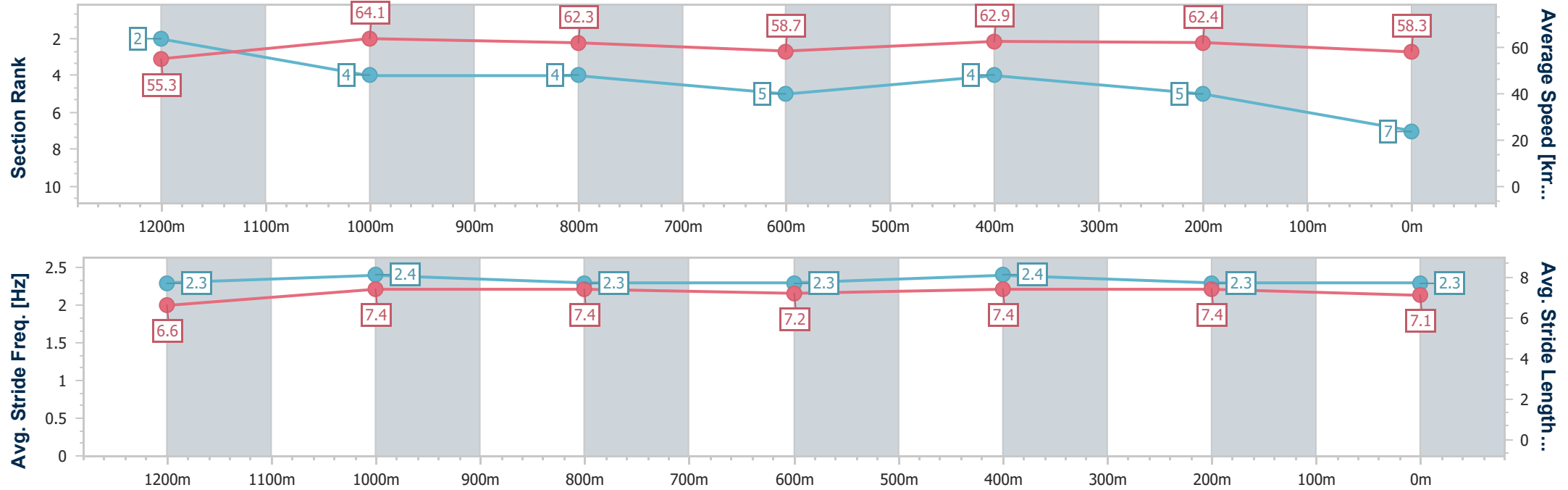
Horse/Jockey Name	Fine And Rare
Final Rank	7
Fastest Section Time (Section)	0:11.21 (1200m)
Top Speed [km/h] (Section)	65.4 (600m)
Race State	Finished



RockhamptonProfessional
Race 1: GREAT NORTHERN Maiden Handicap - 1400m
22 May 2025 - 13:10
Track Rating: Soft 5, Weather: Fine, Rail Position: +4.5m Entire



Section	Overall	1200m	1000m	800m	600m	400m	200m						
Section Times	1:23.77 [7] (0:13.04)	1:10.73 [2] (0:11.21)	0:59.52 [4] (0:11.55)	0:47.97 [4] (0:12.53)	0:35.44 [5] (0:11.43)	0:24.01 [4] (0:11.54)	0:12.47 [5] (0:12.47)						
Average Speed [km/h]	55.3	64.1	62.3	58.7	62.9	62.4	58.3						
Top Speed [km/h]	64.4	64.9	65.1	60.0	65.4	64.4	60.9						
Avg. Dist. to Rail [m]	1.7	1.1	0.8	2.4	3.9	4.1	4.2						
Avg. Stride Freq. [Hz]	2.3	2.4	2.3	2.3	2.4	2.3	2.3						
Avg. Stride Length [m]	6.6	7.4	7.4	7.2	7.4	7.4	7.1						





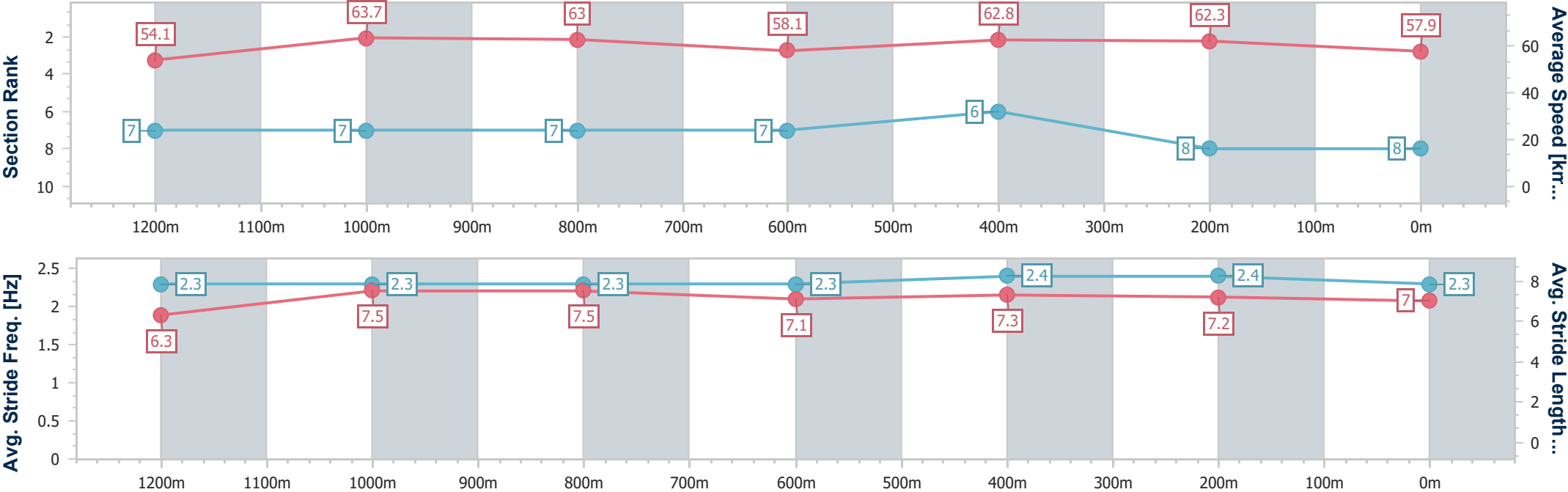
Horse/Jockey Name	Show 'Em Norm
Final Rank	8
Fastest Section Time (Section)	0:11.27 (1200m)
Top Speed [km/h] (Section)	64.7 (600m)
Race State	Finished



RockhamptonProfessional
Race 1: GREAT NORTHERN Maiden Handicap - 1400m
22 May 2025 - 13:10
Track Rating: Soft 5, Weather: Fine, Rail Position: +4.5m Entire



Section	Overall	1200m	1000m	800m	600m	400m	200m						
Section Times	1:24.02 [8] (0:13.34)	1:10.68 [7] (0:11.27)	0:59.41 [7] (0:11.38)	0:48.03 [7] (0:12.46)	0:35.57 [7] (0:11.48)	0:24.09 [6] (0:11.56)	0:12.53 [8] (0:12.53)						
Average Speed [km/h]	54.1	63.7	63.0	58.1	62.8	62.3	57.9						
Top Speed [km/h]	63.0	64.2	63.7	59.9	64.7	63.9	60.9						
Avg. Dist. to Rail [m]	4.0	0.5	0.8	0.8	3.2	6.1	7.9						
Avg. Stride Freq. [Hz]	2.3	2.3	2.3	2.3	2.4	2.4	2.3						
Avg. Stride Length [m]	6.3	7.5	7.5	7.1	7.3	7.2	7.0						





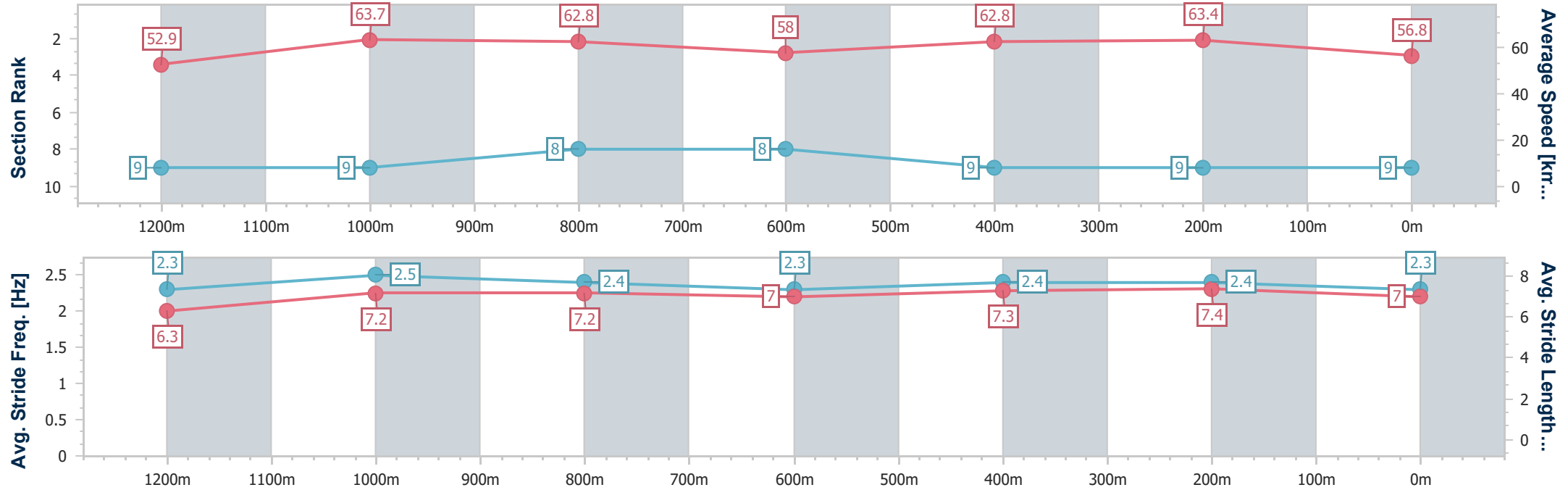
Horse/Jockey Name	Duke Of Lancaster
Final Rank	9
Fastest Section Time (Section)	0:11.28 (1200m)
Top Speed [km/h] (Section)	65.3 (600m)
Race State	Finished



RockhamptonProfessional
Race 1: GREAT NORTHERN Maiden Handicap - 1400m
22 May 2025 - 13:10
Track Rating: Soft 5, Weather: Fine, Rail Position: +4.5m Entire



Section	Overall	1200m	1000m	800m	600m	400m	200m						
Section Times	1:24.28 [9] (0:13.63)	1:10.65 [9] (0:11.28)	0:59.37 [9] (0:11.38)	0:47.99 [8] (0:12.39)	0:35.60 [8] (0:11.46)	0:24.14 [9] (0:11.37)	0:12.77 [9] (0:12.77)						
Average Speed [km/h]	52.9	63.7	62.8	58.0	62.8	63.4	56.8						
Top Speed [km/h]	62.4	65.0	64.2	61.9	65.3	65.2	60.8						
Avg. Dist. to Rail [m]	1.6	0.6	1.0	0.4	2.0	4.4	5.9						
Avg. Stride Freq. [Hz]	2.3	2.5	2.4	2.3	2.4	2.4	2.3						
Avg. Stride Length [m]	6.3	7.2	7.2	7.0	7.3	7.4	7.0						





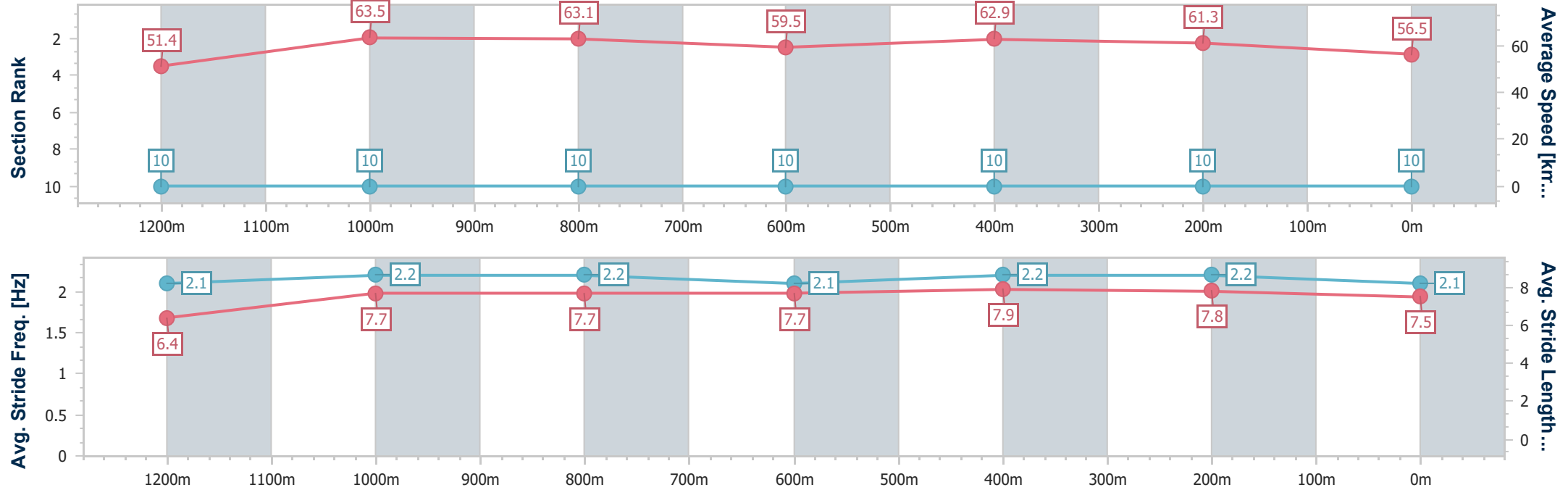
Horse/Jockey Name	Hadmytime
Final Rank	10
Fastest Section Time (Section)	0:11.34 (1200m)
Top Speed [km/h] (Section)	64.6 (1200m)
Race State	Finished



RockhamptonProfessional
Race 1: GREAT NORTHERN Maiden Handicap - 1400m
22 May 2025 - 13:10
Track Rating: Soft 5, Weather: Fine, Rail Position: +4.5m Entire



Section	Overall	1200m	1000m	800m	600m	400m	200m						
Section Times	1:24.98 [10] (0:14.01)	1:10.97 [10] (0:11.34)	0:59.63 [10] (0:11.38)	0:48.25 [10] (0:12.21)	0:36.04 [10] (0:11.47)	0:24.57 [10] (0:11.75)	0:12.82 [10] (0:12.82)						
Average Speed [km/h]	51.4	63.5	63.1	59.5	62.9	61.3	56.5						
Top Speed [km/h]	62.8	64.6	64.2	62.6	64.2	63.8	58.7						
Avg. Dist. to Rail [m]	0.8	0.2	0.4	1.2	3.8	6.8	6.8						
Avg. Stride Freq. [Hz]	2.1	2.2	2.2	2.1	2.2	2.2	2.1						
Avg. Stride Length [m]	6.4	7.7	7.7	7.7	7.9	7.8	7.5						





Rockhampton Professional
Race 2: TAB QTIS Three-Year-Old Handicap - 1400m
22 May 2025 - 13:46



Track Rating: Soft 5, Weather: Fine, Rail Position: +4.5m Entire

Section						Overall	1200m	1000m	800m	600m	400m	Last 600m	
Field Times						1:22.19 (0:13.00)	1:09.19 (0:10.93)	0:58.26 (0:11.51)	0:46.75 (0:12.12)	0:34.63 (0:11.53)	0:23.10 (0:11.25)	0:34.63	
Rank	TAB	Horse/Jockey	Barrier	Top Speed [km/h]	Fastest Section								Distance Travelled [m]
1	2	ASK ME MATE	1	65.3	0:11.14	1:22.19 [1]	1:08.75 [7]	0:57.60 [7]	0:46.24 [6]	0:34.27 [5]	0:22.99 [5]	0:34.27	
		Tasha Chambers		1200m	400m	(0:13.44)	(0:11.15)	(0:11.36)	(0:11.97)	(0:11.28)	(0:11.14)		
2	9	ROYAL GLADIATOR	2	65.4	0:11.11	1:22.49 [2]	1:09.32 [4]	0:58.21 [4]	0:46.79 [3]	0:34.73 [3]	0:23.34 [2]	0:34.73 +2	
		Georgina Cartwright		1200m	1200m	(0:13.17)	(0:11.11)	(0:11.42)	(0:12.06)	(0:11.39)	(0:11.24)		
3	3	ROTHFURY	9	65.7	0:11.16	1:22.87 [3]	1:09.11 [9]	0:57.95 [9]	0:46.63 [9]	0:34.63 [8]	0:23.45 [7]	0:34.63 +1	
		Warwick Satherley		600m	1200m	(0:13.76)	(0:11.16)	(0:11.32)	(0:12.00)	(0:11.18)	(0:11.28)		
4	7	ZELEZNY	5	66.7	0:11.13	1:23.19 [4]	1:10.19 [1]	0:59.06 [2]	0:47.58 [2]	0:35.56 [2]	0:24.10 [1]	0:35.56 +3	
		Tahlia Fenlon		Overall	1200m	(0:13.00)	(0:11.13)	(0:11.48)	(0:12.02)	(0:11.46)	(0:11.55)		
5	1	WELL HELD	3	67.6	0:10.92	1:23.51 [5]	1:10.50 [2]	0:59.58 [1]	0:48.07 [1]	0:35.95 [1]	0:24.35 [3]	0:35.95 +2	
		Justin Stanley		1200m	1200m	(0:13.01)	(0:10.92)	(0:11.51)	(0:12.12)	(0:11.60)	(0:11.73)		
6	5	BILLY BOOM	7	66.9	0:11.10	1:23.57 [6]	1:10.43 [3]	0:59.33 [3]	0:47.77 [4]	0:35.70 [4]	0:24.39 [4]	0:35.70 +3	
		Jai Williams		1200m	1200m	(0:13.14)	(0:11.10)	(0:11.56)	(0:12.07)	(0:11.31)	(0:11.49)		
7	6	SOUTHAVEN	6	65.3	0:11.18	1:23.60 [7]	1:10.11 [8]	0:58.93 [8]	0:47.40 [8]	0:35.25 [9]	0:23.90 [9]	0:35.25 +6	
		Chris McIver		1200m	1200m	(0:13.49)	(0:11.18)	(0:11.53)	(0:12.15)	(0:11.35)	(0:11.48)		
8	8	DUBIOUS LOVE	4	66.3	0:11.10	1:23.65 [8]	1:10.22 [6]	0:59.12 [6]	0:47.65 [7]	0:35.61 [7]	0:24.32 [6]	0:35.61 +3	
		Sean Cormack		1200m	1200m	(0:13.43)	(0:11.10)	(0:11.47)	(0:12.04)	(0:11.29)	(0:11.67)		
9	4	ALPINE RAIDER	8	66.5	0:11.04	1:23.81 [9]	1:10.41 [5]	0:59.37 [5]	0:47.87 [5]	0:35.82 [6]	0:24.33 [8]	0:35.82 +7	
		Leah Martyn		1200m	1200m	(0:13.40)	(0:11.04)	(0:11.50)	(0:12.05)	(0:11.49)	(0:11.75)		



Rockhampton Professional
Race 2: TAB QTIS Three-Year-Old Handicap - 1400m
22 May 2025 - 13:46



Track Rating: Soft 5, Weather: Fine, Rail Position: +4.5m Entire

Section Field Times				200m 0:11.85 (0:11.85)		Last 600m 0:34.63			
Rank	TAB	Horse/Jockey	Barrier	Top Speed [km/h]	Fastest Section	Margin			Distance Travelled [m]
1	2	ASK ME MATE	1	65.3	0:11.14	0:11.85 [1]	1:22.19		0:34.27
		Tasha Chambers		1200m	400m	(0:11.85)			
2	9	ROYAL GLADIATOR	2	65.4	0:11.11	0:12.10 [2]	1.74L		0:34.73 +2
		Georgina Cartwright		1200m	1200m	(0:12.10)			
3	3	ROTHFURY	9	65.7	0:11.16	0:12.17 [5]	4.02L		0:34.63 +1
		Warwick Satherley		600m	1200m	(0:12.17)			
4	7	ZELEZNY	5	66.7	0:11.13	0:12.55 [3]	5.87L		0:35.56 +3
		Tahlia Fenlon		Overall	1200m	(0:12.55)			
5	1	WELL HELD	3	67.6	0:10.92	0:12.62 [6]	7.75L		0:35.95 +2
		Justin Stanley		1200m	1200m	(0:12.62)			
6	5	BILLY BOOM	7	66.9	0:11.10	0:12.90 [4]	8.1L		0:35.70 +3
		Jai Williams		1200m	1200m	(0:12.90)			
7	6	SOUTHAVEN	6	65.3	0:11.18	0:12.42 [8]	8.28L		0:35.25 +6
		Chris McIver		1200m	1200m	(0:12.42)			
8	8	DUBIOUS LOVE	4	66.3	0:11.10	0:12.65 [7]	8.57L		0:35.61 +3
		Sean Cormack		1200m	1200m	(0:12.65)			
9	4	ALPINE RAIDER	8	66.5	0:11.04	0:12.58 [9]	9.51L		0:35.82 +7
		Leah Martyn		1200m	1200m	(0:12.58)			



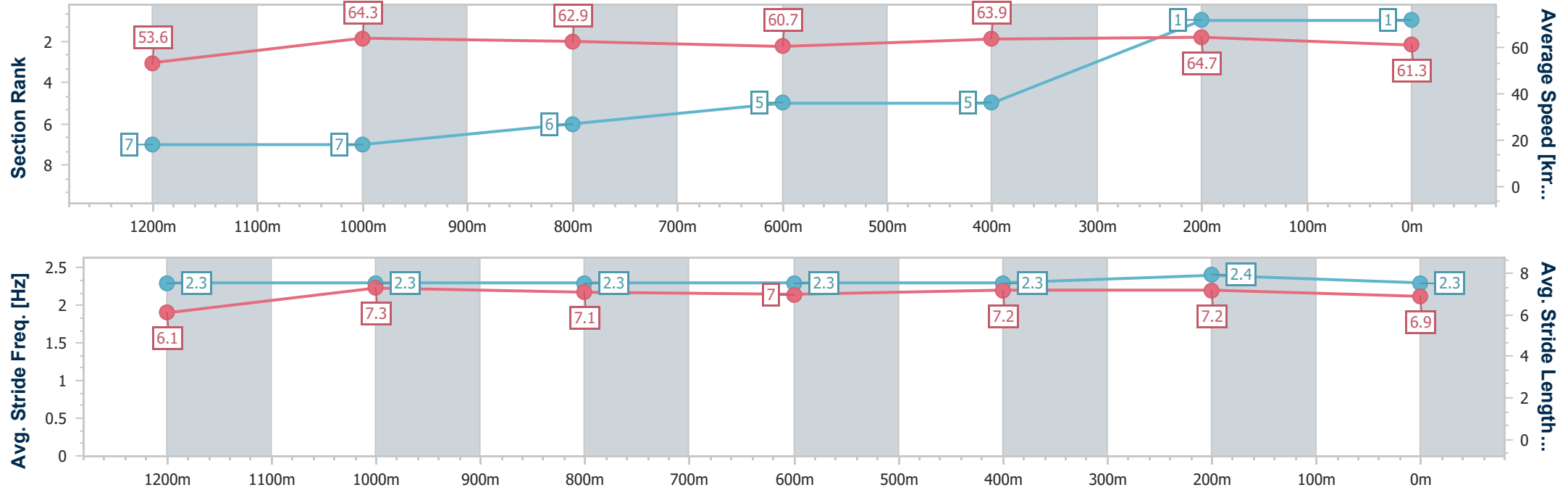
Horse/Jockey Name	Ask Me Mate
Final Rank	1
Fastest Section Time (Section)	0:11.14 (400m)
Top Speed [km/h] (Section)	65.3 (1200m)
Race State	Finished



RockhamptonProfessional
Race 2: TAB QTIS Three-Year-Old Handicap - 1400m
22 May 2025 - 13:46
Track Rating: Soft 5, Weather: Fine, Rail Position: +4.5m Entire



Section	Overall	1200m	1000m	800m	600m	400m	200m						
Section Times	1:22.19 [1] (0:13.44)	1:08.75 [7] (0:11.15)	0:57.60 [7] (0:11.36)	0:46.24 [6] (0:11.97)	0:34.27 [5] (0:11.28)	0:22.99 [5] (0:11.14)	0:11.85 [1] (0:11.85)						
Average Speed [km/h]	53.6	64.3	62.9	60.7	63.9	64.7	61.3						
Top Speed [km/h]	63.7	65.3	63.8	62.1	65.1	65.1	64.0						
Avg. Dist. to Rail [m]	1.5	1.7	1.5	1.4	4.8	6.7	7.8						
Avg. Stride Freq. [Hz]	2.3	2.3	2.3	2.3	2.3	2.4	2.3						
Avg. Stride Length [m]	6.1	7.3	7.1	7.0	7.2	7.2	6.9						



[] Ranking at each section and finish
-.-.- No data available at this section
NA No data available



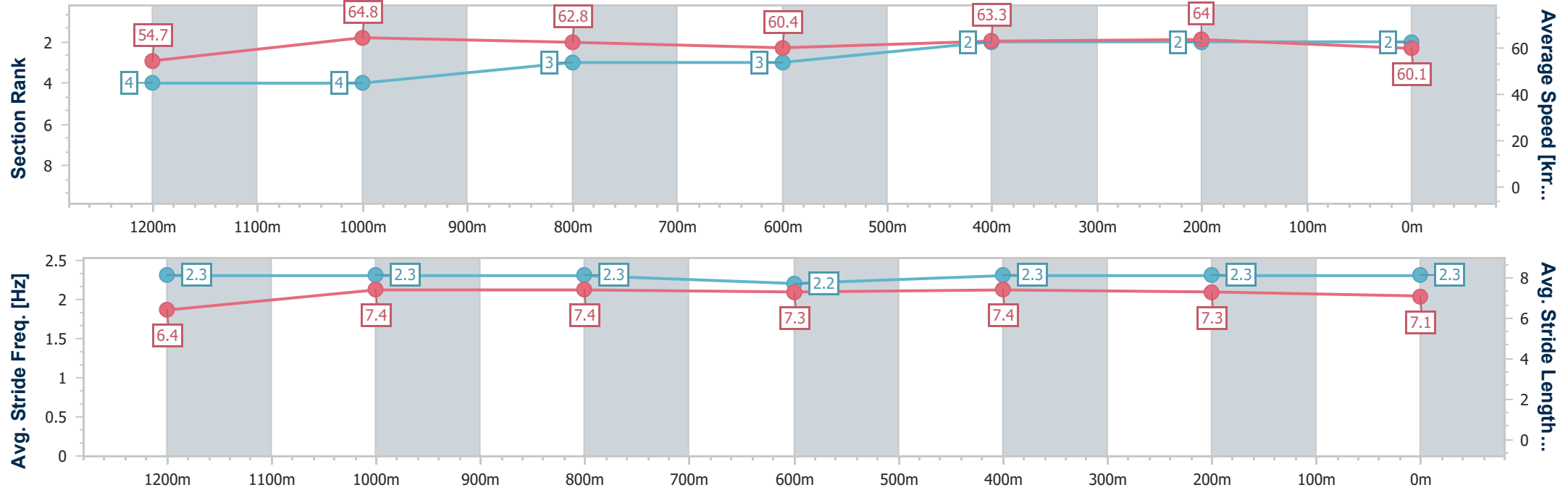
Horse/Jockey Name	Royal Gladiator
Final Rank	2
Fastest Section Time (Section)	0:11.11 (1200m)
Top Speed [km/h] (Section)	65.4 (1200m)
Race State	Finished



RockhamptonProfessional
Race 2: TAB QTIS Three-Year-Old Handicap - 1400m
22 May 2025 - 13:46
Track Rating: Soft 5, Weather: Fine, Rail Position: +4.5m Entire



Section	Overall	1200m	1000m	800m	600m	400m	200m						
Section Times	1:22.49 [2] (0:13.17)	1:09.32 [4] (0:11.11)	0:58.21 [4] (0:11.42)	0:46.79 [3] (0:12.06)	0:34.73 [3] (0:11.39)	0:23.34 [2] (0:11.24)	0:12.10 [2] (0:12.10)						
Average Speed [km/h]	54.7	64.8	62.8	60.4	63.3	64.0	60.1						
Top Speed [km/h]	64.7	65.4	64.6	60.9	65.3	65.3	62.6						
Avg. Dist. to Rail [m]	0.8	0.7	0.7	1.4	2.9	3.2	3.1						
Avg. Stride Freq. [Hz]	2.3	2.3	2.3	2.2	2.3	2.3	2.3						
Avg. Stride Length [m]	6.4	7.4	7.4	7.3	7.4	7.3	7.1						





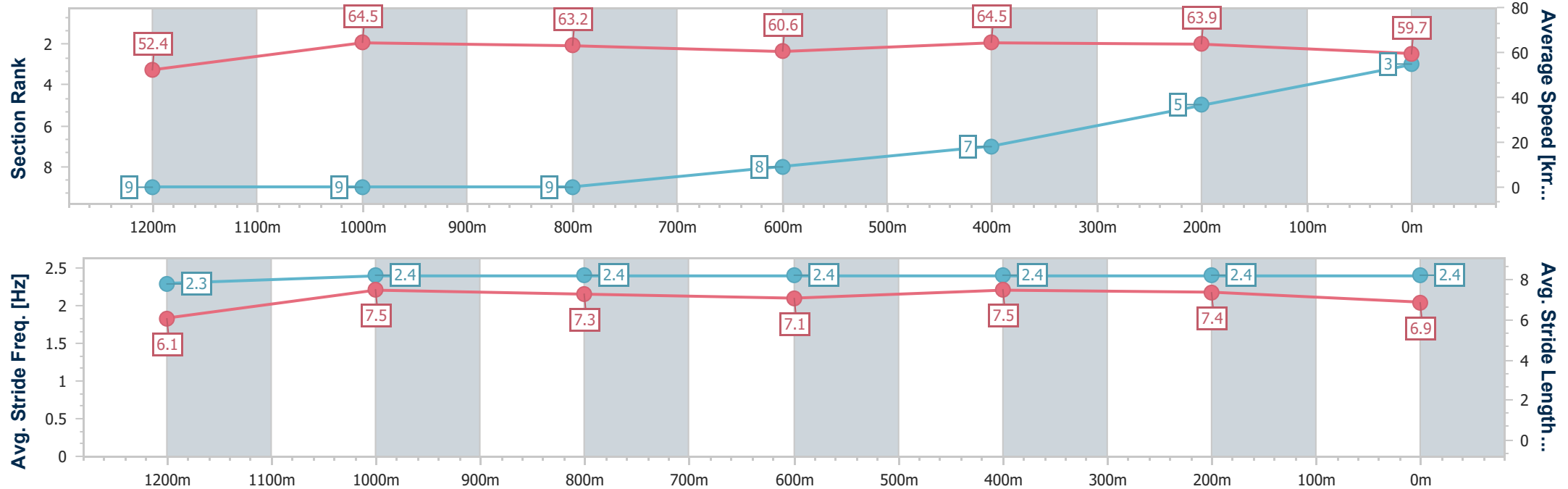
Horse/Jockey Name	Rothfury
Final Rank	3
Fastest Section Time (Section)	0:11.16 (1200m)
Top Speed [km/h] (Section)	65.7 (600m)
Race State	Finished



RockhamptonProfessional
Race 2: TAB QTIS Three-Year-Old Handicap - 1400m
22 May 2025 - 13:46
Track Rating: Soft 5, Weather: Fine, Rail Position: +4.5m Entire



Section	Overall	1200m	1000m	800m	600m	400m	200m						
Section Times	1:22.87 [3] (0:13.76)	1:09.11 [9] (0:11.16)	0:57.95 [9] (0:11.32)	0:46.63 [9] (0:12.00)	0:34.63 [8] (0:11.18)	0:23.45 [7] (0:11.28)	0:12.17 [5] (0:12.17)						
Average Speed [km/h]	52.4	64.5	63.2	60.6	64.5	63.9	59.7						
Top Speed [km/h]	65.1	65.3	63.6	63.6	65.7	65.0	62.5						
Avg. Dist. to Rail [m]	5.3	0.8	1.1	1.5	2.6	4.0	5.3						
Avg. Stride Freq. [Hz]	2.3	2.4	2.4	2.4	2.4	2.4	2.4						
Avg. Stride Length [m]	6.1	7.5	7.3	7.1	7.5	7.4	6.9						





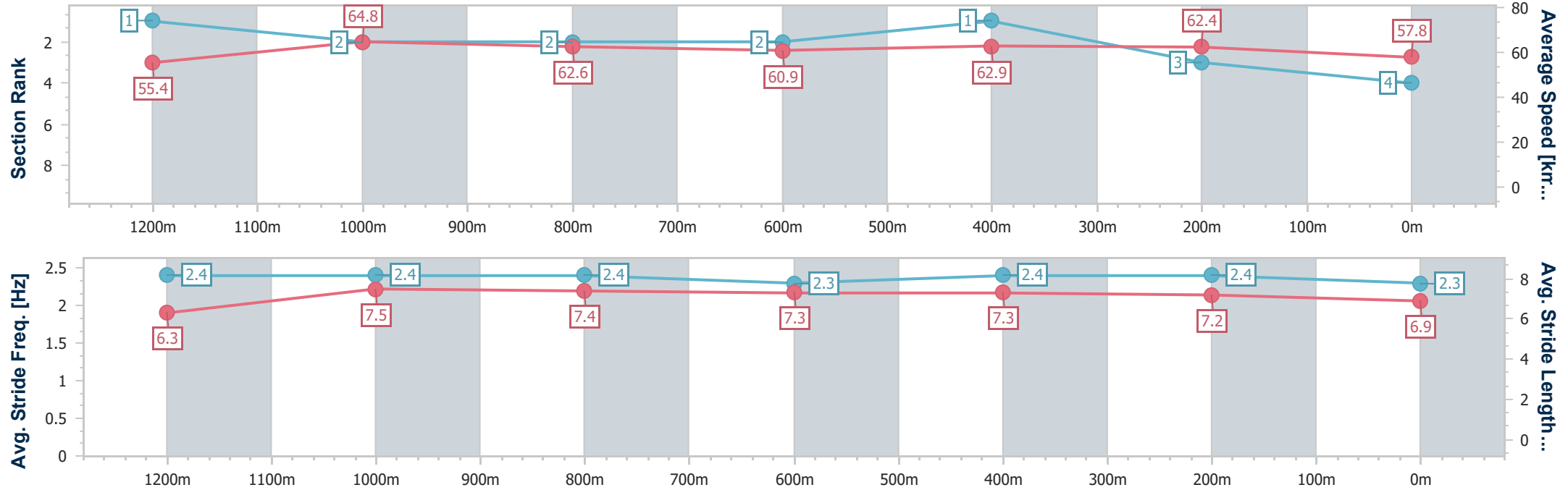
Horse/Jockey Name	Zelezny
Final Rank	4
Fastest Section Time (Section)	0:11.13 (1200m)
Top Speed [km/h] (Section)	66.7 (Overall)
Race State	Finished



RockhamptonProfessional
Race 2: TAB QTIS Three-Year-Old Handicap - 1400m
22 May 2025 - 13:46
Track Rating: Soft 5, Weather: Fine, Rail Position: +4.5m Entire



Section	Overall	1200m	1000m	800m	600m	400m	200m						
Section Times	1:23.19 [4] (0:13.00)	1:10.19 [1] (0:11.13)	0:59.06 [2] (0:11.48)	0:47.58 [2] (0:12.02)	0:35.56 [2] (0:11.46)	0:24.10 [1] (0:11.55)	0:12.55 [3] (0:12.55)						
Average Speed [km/h]	55.4	64.8	62.6	60.9	62.9	62.4	57.8						
Top Speed [km/h]	66.7	66.1	64.3	62.2	64.0	63.8	60.4						
Avg. Dist. to Rail [m]	3.4	0.5	0.3	2.0	4.1	4.8	6.4						
Avg. Stride Freq. [Hz]	2.4	2.4	2.4	2.3	2.4	2.4	2.3						
Avg. Stride Length [m]	6.3	7.5	7.4	7.3	7.3	7.2	6.9						





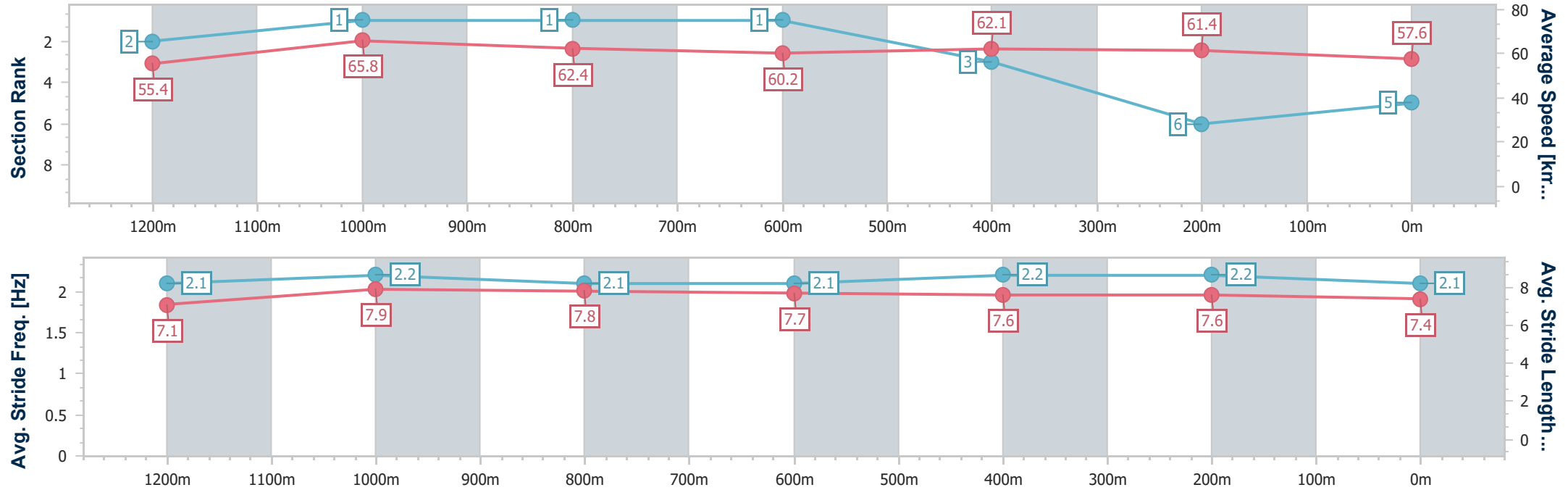
Horse/Jockey Name	Well Held
Final Rank	5
Fastest Section Time (Section)	0:10.92 (1200m)
Top Speed [km/h] (Section)	67.6 (1200m)
Race State	Finished



RockhamptonProfessional
Race 2: TAB QTIS Three-Year-Old Handicap - 1400m
22 May 2025 - 13:46
Track Rating: Soft 5, Weather: Fine, Rail Position: +4.5m Entire



Section	Overall	1200m	1000m	800m	600m	400m	200m						
Section Times	1:23.51 [5] (0:13.01)	1:10.50 [2] (0:10.92)	0:59.58 [1] (0:11.51)	0:48.07 [1] (0:12.12)	0:35.95 [1] (0:11.60)	0:24.35 [3] (0:11.73)	0:12.62 [6] (0:12.62)						
Average Speed [km/h]	55.4	65.8	62.4	60.2	62.1	61.4	57.6						
Top Speed [km/h]	67.4	67.6	64.7	60.8	62.9	62.8	59.2						
Avg. Dist. to Rail [m]	1.7	0.6	0.6	1.6	2.3	2.1	2.2						
Avg. Stride Freq. [Hz]	2.1	2.2	2.1	2.1	2.2	2.2	2.1						
Avg. Stride Length [m]	7.1	7.9	7.8	7.7	7.6	7.6	7.4						





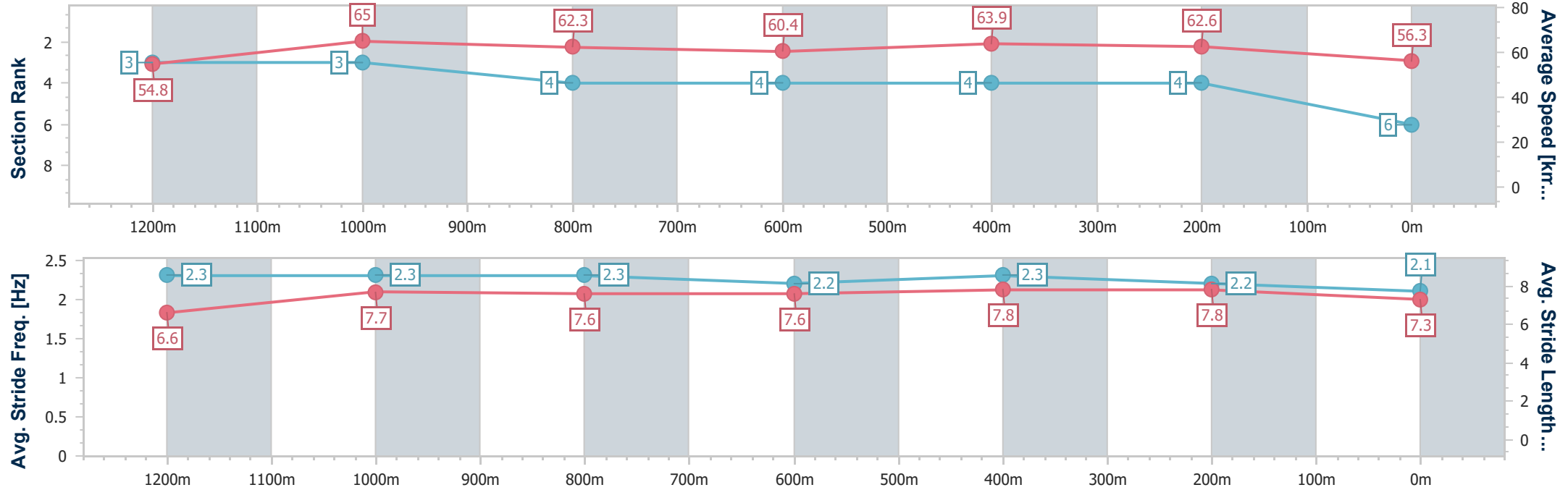
Horse/Jockey Name	Billy Boom
Final Rank	6
Fastest Section Time (Section)	0:11.10 (1200m)
Top Speed [km/h] (Section)	66.9 (1200m)
Race State	Finished



RockhamptonProfessional
Race 2: TAB QTIS Three-Year-Old Handicap - 1400m
22 May 2025 - 13:46
Track Rating: Soft 5, Weather: Fine, Rail Position: +4.5m Entire



Section	Overall	1200m	1000m	800m	600m	400m	200m						
Section Times	1:23.57 [6] (0:13.14)	1:10.43 [3] (0:11.10)	0:59.33 [3] (0:11.56)	0:47.77 [4] (0:12.07)	0:35.70 [4] (0:11.31)	0:24.39 [4] (0:11.49)	0:12.90 [4] (0:12.90)						
Average Speed [km/h]	54.8	65.0	62.3	60.4	63.9	62.6	56.3						
Top Speed [km/h]	66.5	66.9	64.2	61.7	64.9	64.9	59.7						
Avg. Dist. to Rail [m]	4.2	0.6	0.3	1.8	4.0	6.8	7.3						
Avg. Stride Freq. [Hz]	2.3	2.3	2.3	2.2	2.3	2.2	2.1						
Avg. Stride Length [m]	6.6	7.7	7.6	7.6	7.8	7.8	7.3						





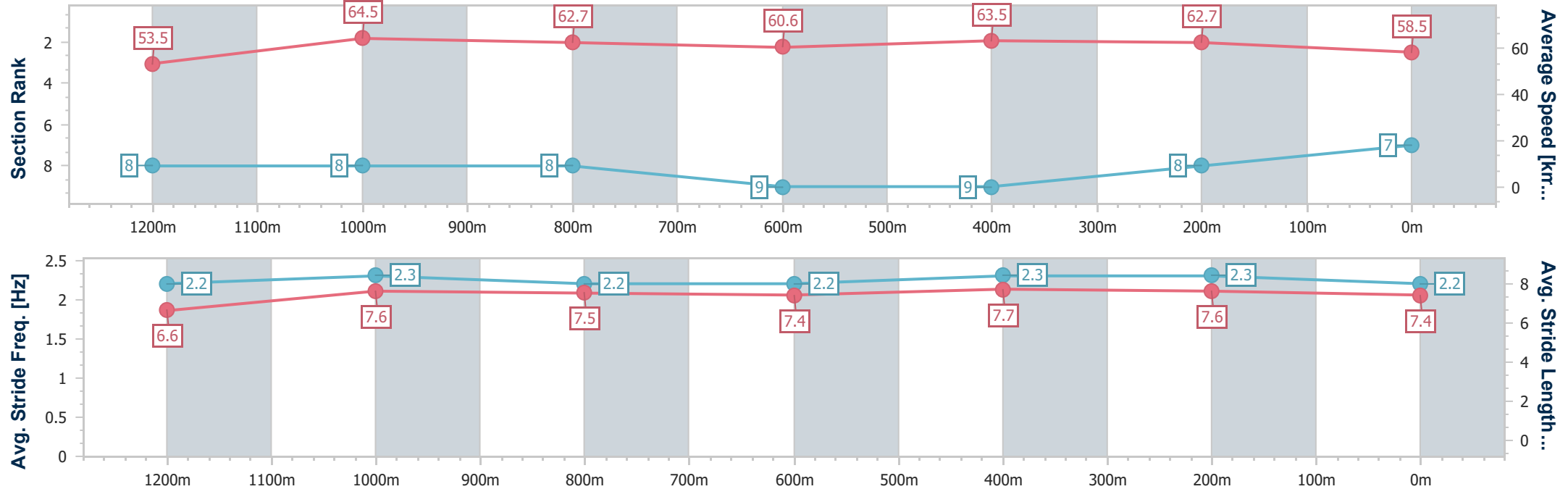
Horse/Jockey Name	Southaven
Final Rank	7
Fastest Section Time (Section)	0:11.18 (1200m)
Top Speed [km/h] (Section)	65.3 (1200m)
Race State	Finished



RockhamptonProfessional
Race 2: TAB QTIS Three-Year-Old Handicap - 1400m
22 May 2025 - 13:46
Track Rating: Soft 5, Weather: Fine, Rail Position: +4.5m Entire



Section	Overall	1200m	1000m	800m	600m	400m	200m						
Section Times	1:23.60 [7] (0:13.49)	1:10.11 [8] (0:11.18)	0:58.93 [8] (0:11.53)	0:47.40 [8] (0:12.15)	0:35.25 [9] (0:11.35)	0:23.90 [9] (0:11.48)	0:12.42 [8]						
Average Speed [km/h]	53.5	64.5	62.7	60.6	63.5	62.7	58.5						
Top Speed [km/h]	63.6	65.3	63.2	62.4	64.6	64.7	59.8						
Avg. Dist. to Rail [m]	3.5	0.5	0.7	2.8	5.0	5.8	4.9						
Avg. Stride Freq. [Hz]	2.2	2.3	2.2	2.2	2.3	2.3	2.2						
Avg. Stride Length [m]	6.6	7.6	7.5	7.4	7.7	7.6	7.4						





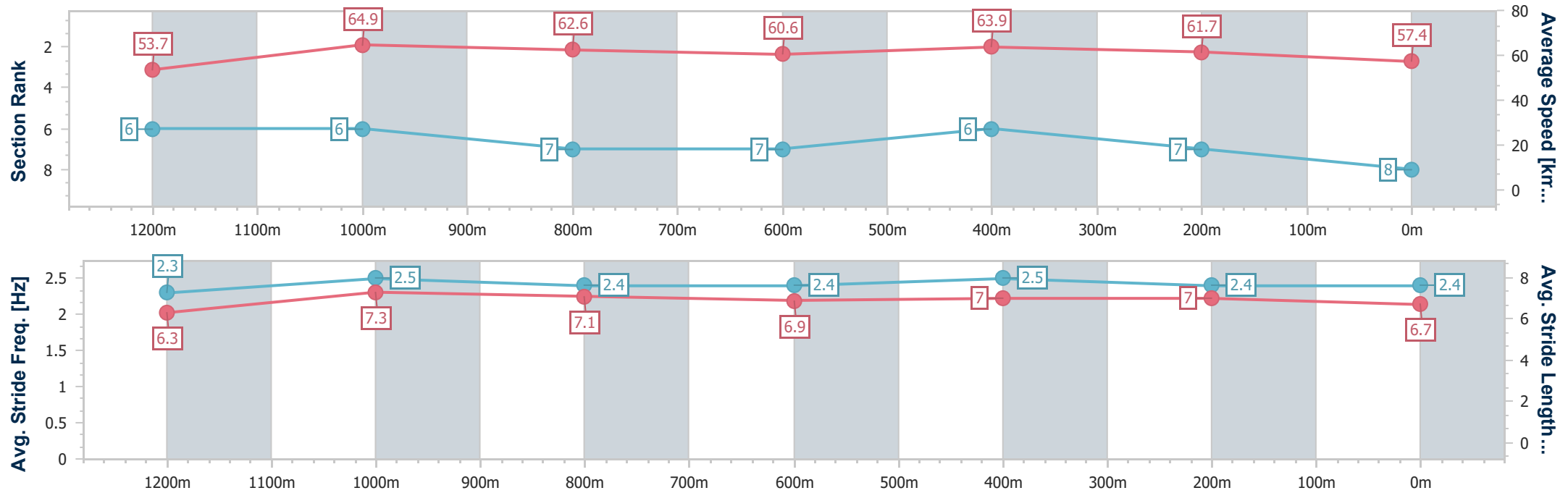
Horse/Jockey Name	Dubious Love
Final Rank	8
Fastest Section Time (Section)	0:11.10 (1200m)
Top Speed [km/h] (Section)	66.3 (1200m)
Race State	Finished



RockhamptonProfessional
Race 2: TAB QTIS Three-Year-Old Handicap - 1400m
22 May 2025 - 13:46
Track Rating: Soft 5, Weather: Fine, Rail Position: +4.5m Entire



Section	Overall	1200m	1000m	800m	600m	400m	200m						
Section Times	1:23.65 [8] (0:13.43)	1:10.22 [6] (0:11.10)	0:59.12 [6] (0:11.47)	0:47.65 [7] (0:12.04)	0:35.61 [7] (0:11.29)	0:24.32 [6] (0:11.67)	0:12.65 [7] (0:12.65)						
Average Speed [km/h]	53.7	64.9	62.6	60.6	63.9	61.7	57.4						
Top Speed [km/h]	65.4	66.3	64.0	63.2	65.4	63.7	59.1						
Avg. Dist. to Rail [m]	1.4	0.2	0.2	1.6	4.9	7.2	6.5						
Avg. Stride Freq. [Hz]	2.3	2.5	2.4	2.4	2.5	2.4	2.4						
Avg. Stride Length [m]	6.3	7.3	7.1	6.9	7.0	7.0	6.7						





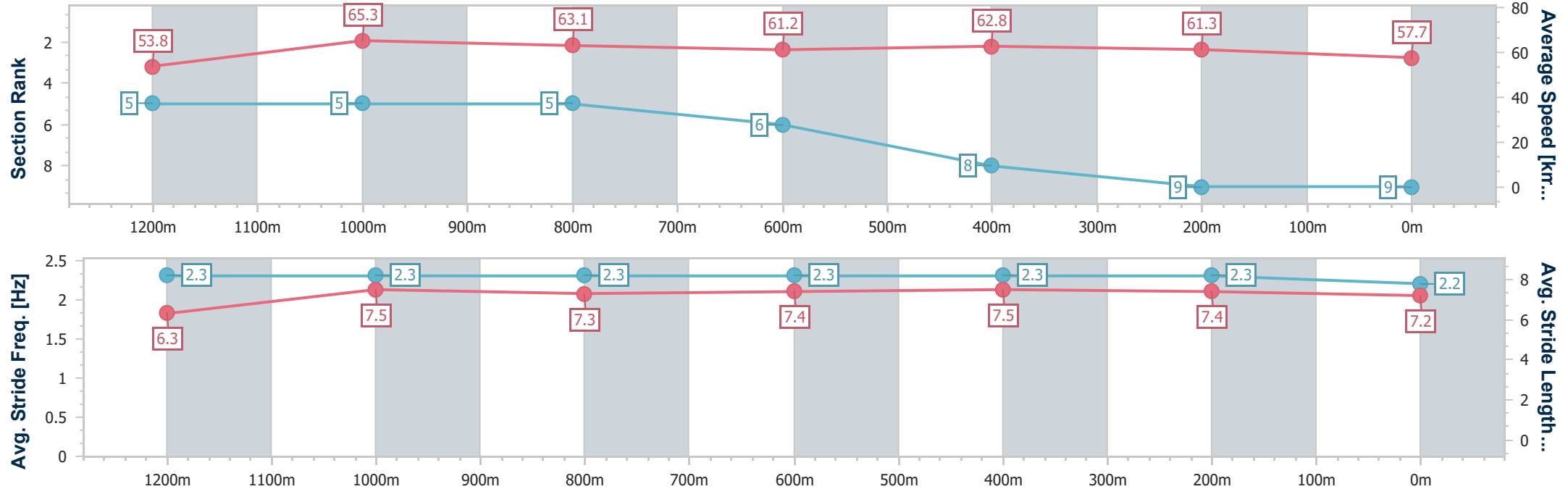
Horse/Jockey Name	Alpine Raider
Final Rank	9
Fastest Section Time (Section)	0:11.04 (1200m)
Top Speed [km/h] (Section)	66.5 (1200m)
Race State	Finished



RockhamptonProfessional
Race 2: TAB QTIS Three-Year-Old Handicap - 1400m
22 May 2025 - 13:46
Track Rating: Soft 5, Weather: Fine, Rail Position: +4.5m Entire



Section	Overall	1200m	1000m	800m	600m	400m	200m						
Section Times	1:23.81 [9] (0:13.40)	1:10.41 [5] (0:11.04)	0:59.37 [5] (0:11.50)	0:47.87 [5] (0:12.05)	0:35.82 [6] (0:11.49)	0:24.33 [8] (0:11.75)	0:12.58 [9] (0:12.58)						
Average Speed [km/h]	53.8	65.3	63.1	61.2	62.8	61.3	57.7						
Top Speed [km/h]	65.3	66.5	63.6	62.3	63.5	63.1	59.7						
Avg. Dist. to Rail [m]	5.5	1.5	1.4	3.2	5.6	7.8	7.9						
Avg. Stride Freq. [Hz]	2.3	2.3	2.3	2.3	2.3	2.3	2.2						
Avg. Stride Length [m]	6.3	7.5	7.3	7.4	7.5	7.4	7.2						





Rockhampton Professional
Race 3: RJC GOLD CLUB LAUNCHES 14 JUNE Class 1 Handicap -
1200m
22 May 2025 - 14:20



Track Rating: Soft 5, Weather: Fine, Rail Position: +4.5m Entire

Section		Overall				1000m	800m	600m	400m	200m	Last 600m		
Field Times		1:09.76				0:56.69	0:45.44	0:33.90	0:23.01	0:11.95	0:33.90		
		(0:13.07)				(0:11.25)	(0:11.54)	(0:10.89)	(0:11.06)	(0:11.95)			
Rank	TAB	Horse/Jockey	Barrier	Top Speed [km/h]	Fastest Section							Margin	Distance Travelled [m]
1	3	OUTWITTED	4	67.4	0:10.89	1:09.76 [1]	0:56.69 [1]	0:45.44 [1]	0:33.90 [1]	0:23.01 [1]	0:11.95 [1]	1:09.76	0:33.90
		Ashley Butler		600m	600m	(0:13.07)	(0:11.25)	(0:11.54)	(0:10.89)	(0:11.06)	(0:11.95)		
2	1	IMMORTALITY	3	67.0	0:10.94	1:10.11 [2]	0:56.82 [3]	0:45.46 [3]	0:33.89 [3]	0:22.95 [3]	0:11.90 [2]	2.06L	0:33.89 +2
		Corey Sutherland		600m	600m	(0:13.29)	(0:11.36)	(0:11.57)	(0:10.94)	(0:11.05)	(0:11.90)		
3	4	SPELLMASTER	1	67.4	0:10.85	1:10.27 [3]	0:56.64 [5]	0:45.44 [4]	0:33.84 [4]	0:22.99 [4]	0:11.94 [3]	2.99L	0:33.84 -1
		Justin Stanley		600m	600m	(0:13.63)	(0:11.20)	(0:11.60)	(0:10.85)	(0:11.05)	(0:11.94)		
4	6	HVARDANCE	6	67.5	0:10.82	1:10.64 [4]	0:57.06 [4]	0:45.68 [5]	0:34.09 [6]	0:23.27 [5]	0:12.14 [4]	5.18L	0:34.09 +0
		Chris Whiteley		600m	600m	(0:13.58)	(0:11.38)	(0:11.59)	(0:10.82)	(0:11.13)	(0:12.14)		
5	5	ROARING SUCCESS	7	66.5	0:10.88	1:10.99 [5]	0:57.19 [6]	0:45.86 [6]	0:34.48 [5]	0:23.60 [6]	0:12.29 [5]	7.22L	0:34.48 -2
		Gabrielle Semmens		600m	600m	(0:13.80)	(0:11.33)	(0:11.38)	(0:10.88)	(0:11.31)	(0:12.29)		
6	8	MISS RINEHART	5	65.4	0:11.10	1:11.23 [6]	0:57.33 [7]	0:46.07 [7]	0:34.46 [7]	0:23.36 [7]	0:12.05 [7]	8.63L	0:34.46 +0
		Raul Silvera Olivera		600m	600m	(0:13.90)	(0:11.26)	(0:11.61)	(0:11.10)	(0:11.31)	(0:12.05)		
7	7	MISS DE BOOM	2	67.2	0:11.07	1:11.54 [7]	0:58.39 [2]	0:47.04 [2]	0:35.52 [2]	0:24.45 [2]	0:12.84 [6]	10.48L	0:35.52 -1
		Adam Sewell		Overall	600m	(0:13.15)	(0:11.35)	(0:11.52)	(0:11.07)	(0:11.61)	(0:12.84)		

Scratched: Keepmeintheleope (#2)



Horse/Jockey Name	Outwitted
Final Rank	1
Fastest Section Time (Section)	0:10.89 (600m)
Top Speed [km/h] (Section)	67.4 (600m)
Race State	Finished

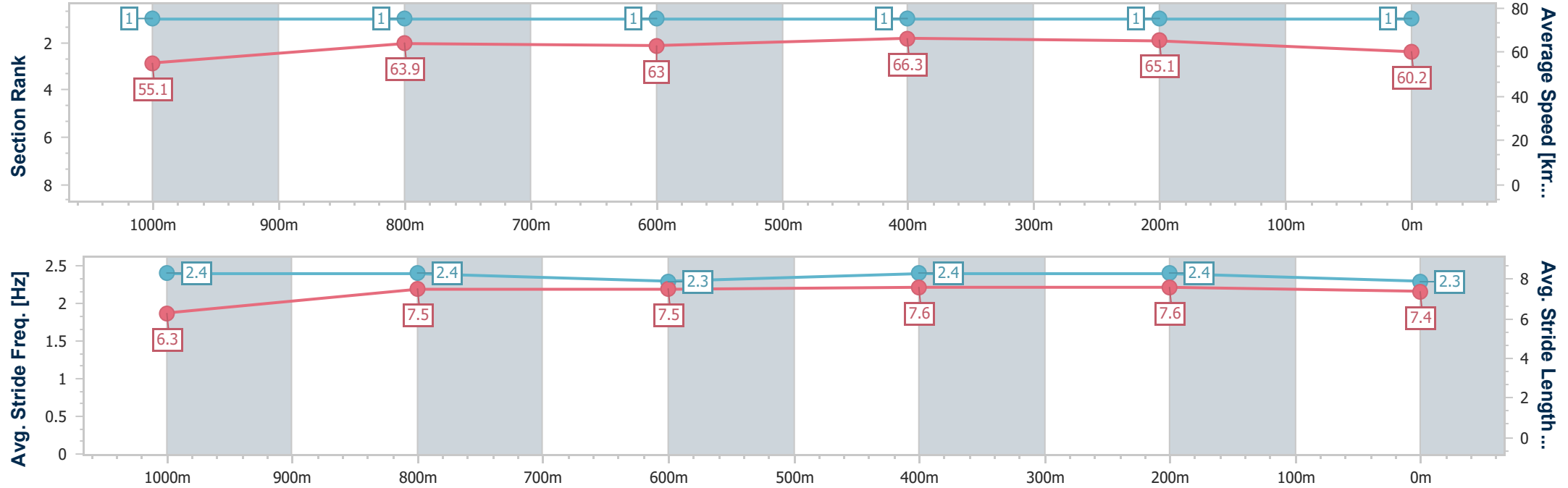


RockhamptonProfessional
Race 3: RJC GOLD CLUB LAUNCHES 14 JUNE Class 1
Handicap - 1200m
22 May 2025 - 14:20



Track Rating: Soft 5, Weather: Fine, Rail Position: +4.5m Entire

Section	Overall	1000m	800m	600m	400m	200m								
Section Times	1:09.76 [1] (0:13.07)	0:56.69 [1] (0:11.25)	0:45.44 [1] (0:11.54)	0:33.90 [1] (0:10.89)	0:23.01 [1] (0:11.06)	0:11.95 [1] (0:11.95)								
Average Speed [km/h]	55.1	63.9	63.0	66.3	65.1	60.2								
Top Speed [km/h]	65.1	65.2	65.0	67.4	67.2	62.4								
Avg. Dist. to Rail [m]	2.1	0.4	1.4	1.9	2.2	2.8								
Avg. Stride Freq. [Hz]	2.4	2.4	2.3	2.4	2.4	2.3								
Avg. Stride Length [m]	6.3	7.5	7.5	7.6	7.6	7.4								





Horse/Jockey Name	Immortality
Final Rank	2
Fastest Section Time (Section)	0:10.94 (600m)
Top Speed [km/h] (Section)	67.0 (600m)
Race State	Finished

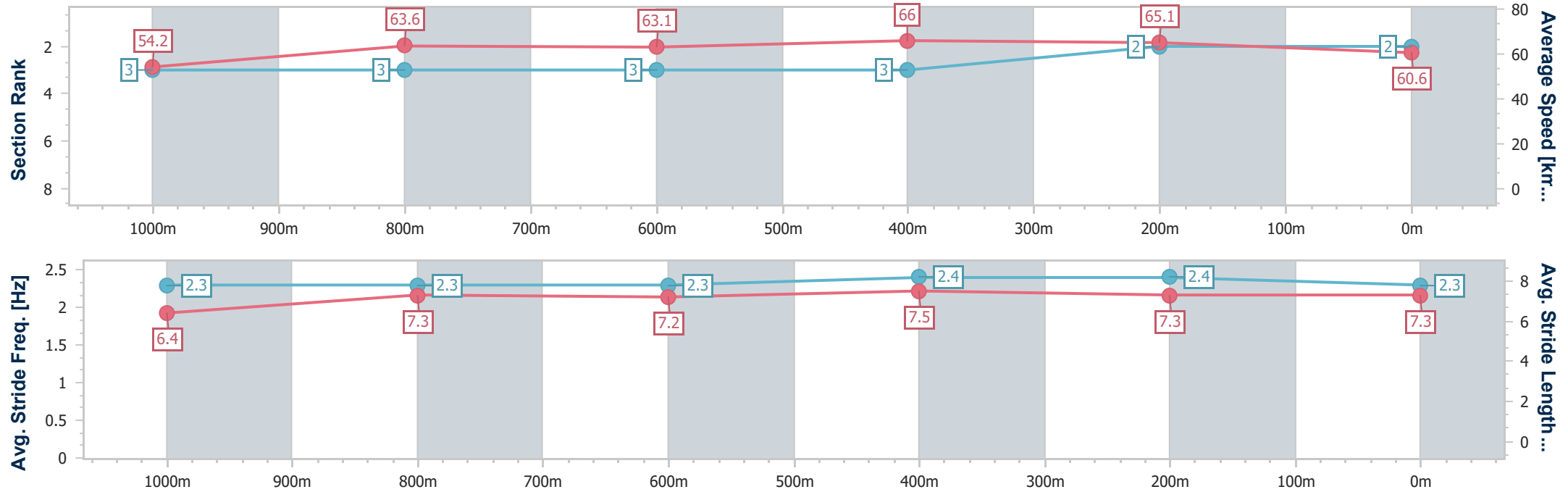


RockhamptonProfessional
Race 3: RJC GOLD CLUB LAUNCHES 14 JUNE Class 1
Handicap - 1200m
22 May 2025 - 14:20



Track Rating: Soft 5, Weather: Fine, Rail Position: +4.5m Entire

Section	Overall	1000m	800m	600m	400m	200m								
Section Times	1:10.11 [2] (0:13.29)	0:56.82 [3] (0:11.36)	0:45.46 [3] (0:11.57)	0:33.89 [3] (0:10.94)	0:22.95 [3] (0:11.05)	0:11.90 [2] (0:11.90)								
Average Speed [km/h]	54.2	63.6	63.1	66.0	65.1	60.6								
Top Speed [km/h]	66.0	65.9	64.5	67.0	67.0	63.8								
Avg. Dist. to Rail [m]	2.0	0.6	1.9	4.1	4.2	3.7								
Avg. Stride Freq. [Hz]	2.3	2.3	2.3	2.4	2.4	2.3								
Avg. Stride Length [m]	6.4	7.3	7.2	7.5	7.3	7.3								





Horse/Jockey Name	Spellmaster
Final Rank	3
Fastest Section Time (Section)	0:10.85 (600m)
Top Speed [km/h] (Section)	67.4 (600m)
Race State	Finished

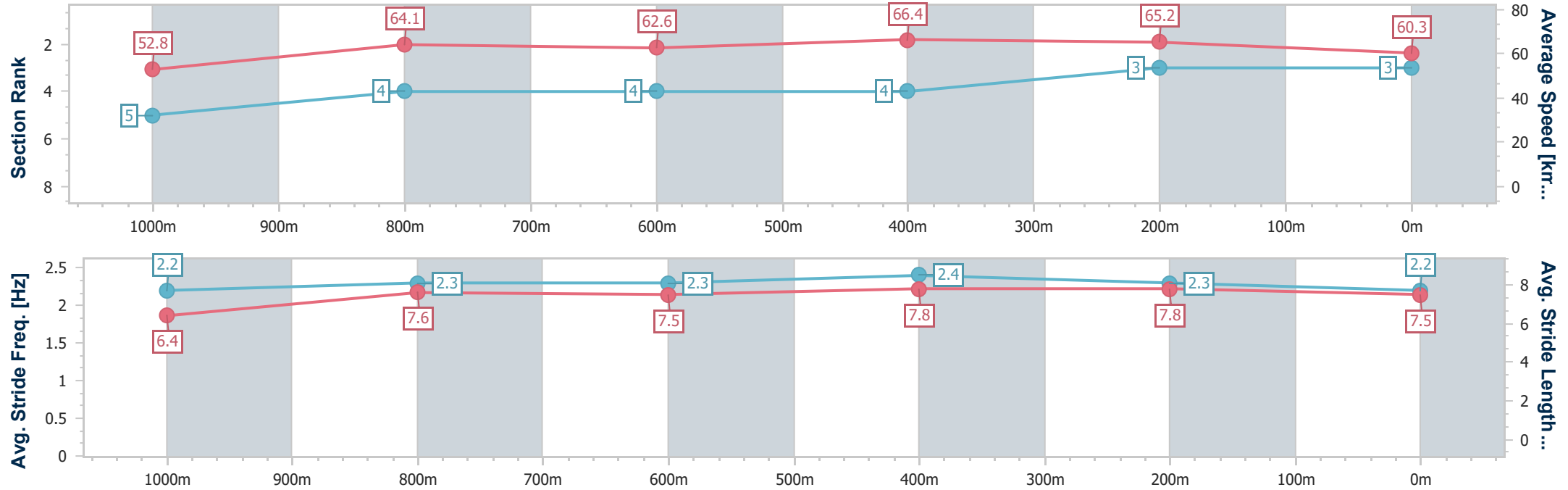


RockhamptonProfessional
Race 3: RJC GOLD CLUB LAUNCHES 14 JUNE Class 1
Handicap - 1200m
22 May 2025 - 14:20



Track Rating: Soft 5, Weather: Fine, Rail Position: +4.5m Entire

Section	Overall	1000m	800m	600m	400m	200m							
Section Times	1:10.27 [3] (0:13.63)	0:56.64 [5] (0:11.20)	0:45.44 [4] (0:11.60)	0:33.84 [4] (0:10.85)	0:22.99 [4] (0:11.05)	0:11.94 [3] (0:11.94)							
Average Speed [km/h]	52.8	64.1	62.6	66.4	65.2	60.3							
Top Speed [km/h]	64.6	66.0	64.1	67.4	67.1	63.1							
Avg. Dist. to Rail [m]	0.8	0.4	0.9	1.4	2.0	2.6							
Avg. Stride Freq. [Hz]	2.2	2.3	2.3	2.4	2.3	2.2							
Avg. Stride Length [m]	6.4	7.6	7.5	7.8	7.8	7.5							





Horse/Jockey Name	Hvardance
Final Rank	4
Fastest Section Time (Section)	0:10.82 (600m)
Top Speed [km/h] (Section)	67.5 (600m)
Race State	Finished

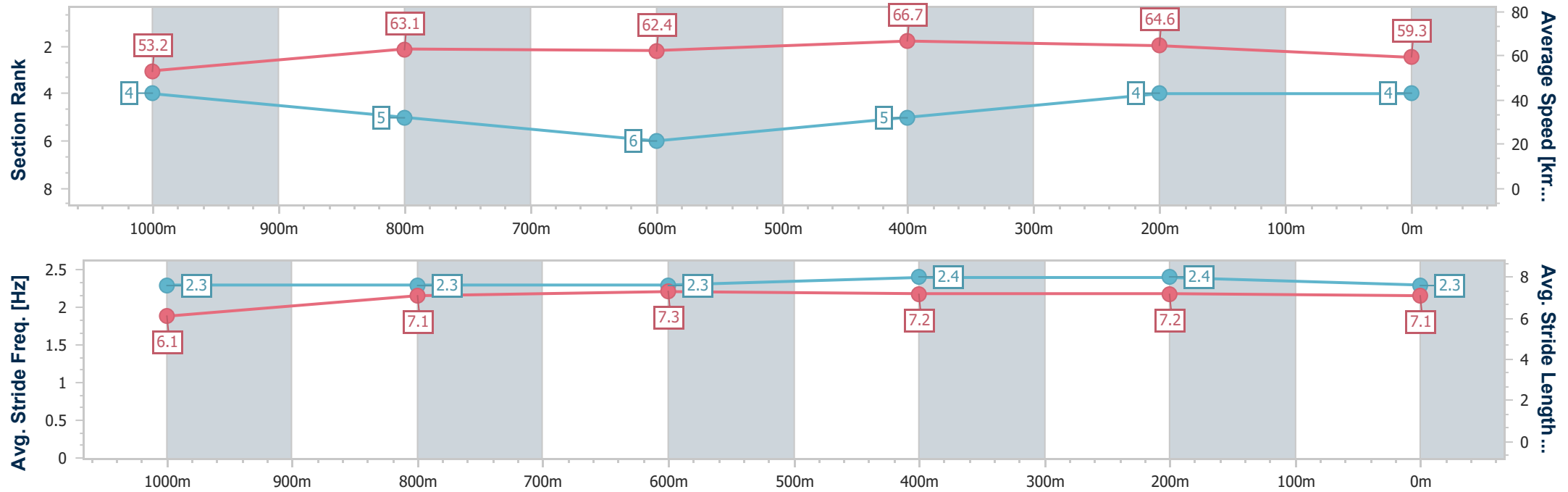


RockhamptonProfessional
Race 3: RJC GOLD CLUB LAUNCHES 14 JUNE Class 1
Handicap - 1200m
22 May 2025 - 14:20



Track Rating: Soft 5, Weather: Fine, Rail Position: +4.5m Entire

Section	Overall	1000m	800m	600m	400m	200m								
Section Times	1:10.64 [4] (0:13.58)	0:57.06 [4] (0:11.38)	0:45.68 [5] (0:11.59)	0:34.09 [6] (0:10.82)	0:23.27 [5] (0:11.13)	0:12.14 [4] (0:12.14)								
Average Speed [km/h]	53.2	63.1	62.4	66.7	64.6	59.3								
Top Speed [km/h]	65.2	65.3	64.6	67.5	67.0	62.6								
Avg. Dist. to Rail [m]	4.0	0.3	0.6	3.1	5.5	6.5								
Avg. Stride Freq. [Hz]	2.3	2.3	2.3	2.4	2.4	2.3								
Avg. Stride Length [m]	6.1	7.1	7.3	7.2	7.2	7.1								





Horse/Jockey Name	Roaring Success
Final Rank	5
Fastest Section Time (Section)	0:10.88 (600m)
Top Speed [km/h] (Section)	66.5 (600m)
Race State	Finished

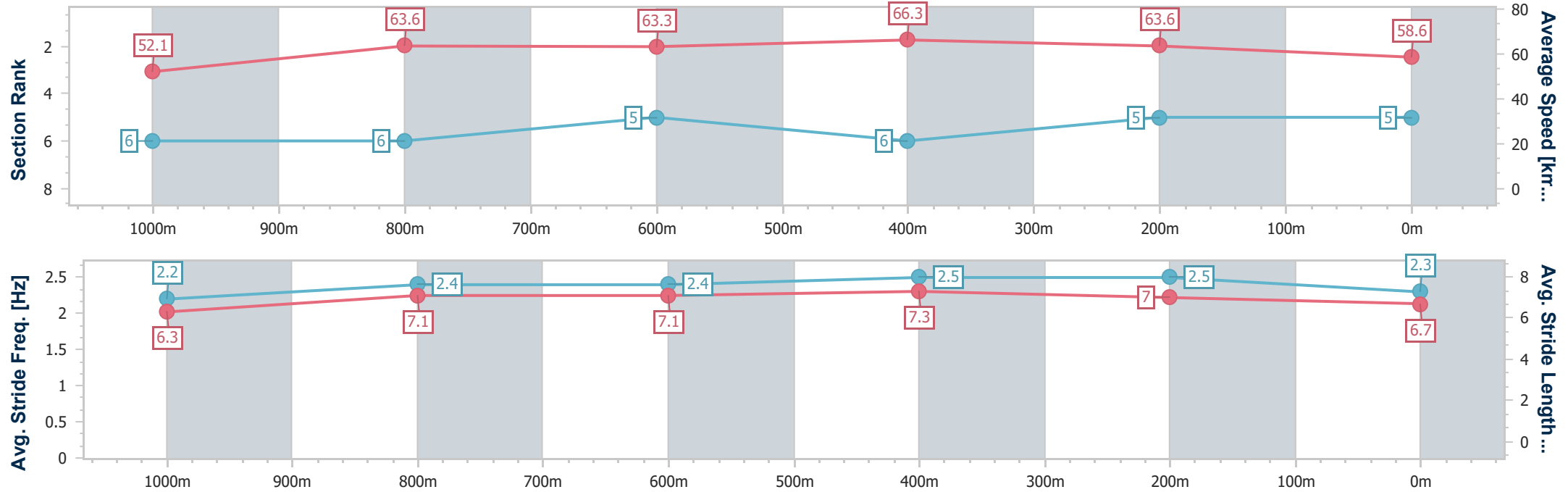


RockhamptonProfessional
Race 3: RJC GOLD CLUB LAUNCHES 14 JUNE Class 1
Handicap - 1200m
22 May 2025 - 14:20



Track Rating: Soft 5, Weather: Fine, Rail Position: +4.5m Entire

Section	Overall	1000m	800m	600m	400m	200m								
Section Times	1:10.99 [5] (0:13.80)	0:57.19 [6] (0:11.33)	0:45.86 [6] (0:11.38)	0:34.48 [5] (0:10.88)	0:23.60 [6] (0:11.31)	0:12.29 [5] (0:12.29)								
Average Speed [km/h]	52.1	63.6	63.3	66.3	63.6	58.6								
Top Speed [km/h]	65.0	64.8	64.6	66.5	65.6	61.5								
Avg. Dist. to Rail [m]	4.3	0.4	0.4	3.3	5.8	6.2								
Avg. Stride Freq. [Hz]	2.2	2.4	2.4	2.5	2.5	2.3								
Avg. Stride Length [m]	6.3	7.1	7.1	7.3	7.0	6.7								





Horse/Jockey Name	Miss Rinehart
Final Rank	6
Fastest Section Time (Section)	0:11.10 (600m)
Top Speed [km/h] (Section)	65.4 (600m)
Race State	Finished

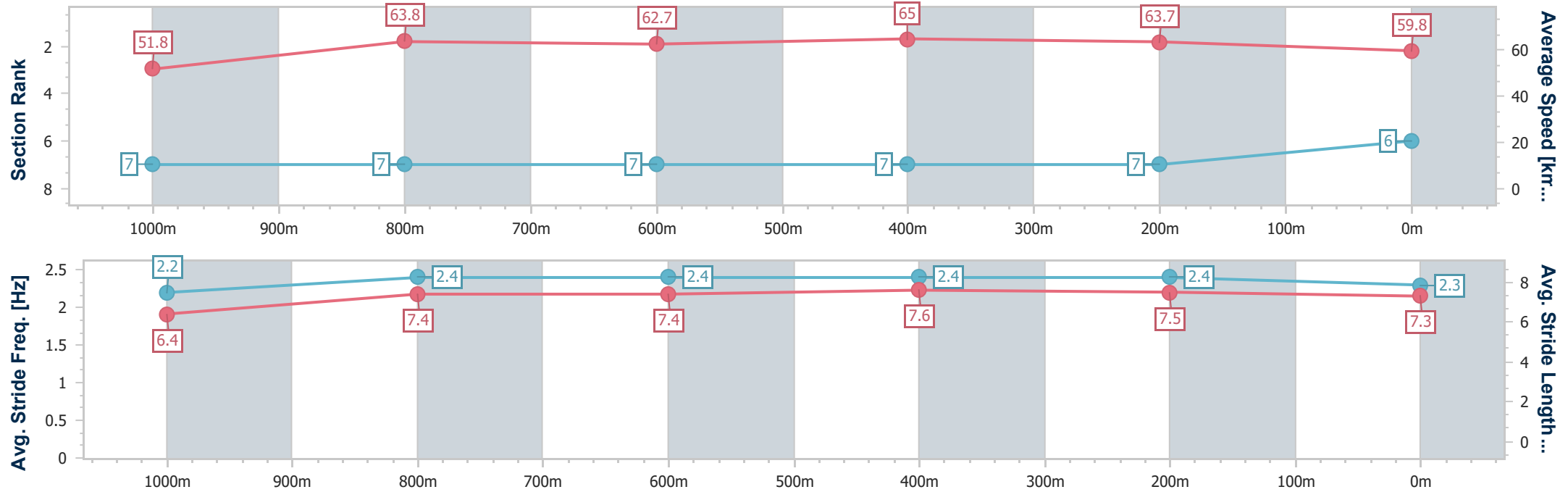


RockhamptonProfessional
Race 3: RJC GOLD CLUB LAUNCHES 14 JUNE Class 1
Handicap - 1200m
22 May 2025 - 14:20



Track Rating: Soft 5, Weather: Fine, Rail Position: +4.5m Entire

Section	Overall	1000m	800m	600m	400m	200m								
Section Times	1:11.23 [6] (0:13.90)	0:57.33 [7] (0:11.26)	0:46.07 [7] (0:11.61)	0:34.46 [7] (0:11.10)	0:23.36 [7] (0:11.31)	0:12.05 [7] (0:12.05)								
Average Speed [km/h]	51.8	63.8	62.7	65.0	63.7	59.8								
Top Speed [km/h]	64.6	64.8	64.1	65.4	65.1	62.4								
Avg. Dist. to Rail [m]	2.7	1.0	1.6	2.9	3.7	2.2								
Avg. Stride Freq. [Hz]	2.2	2.4	2.4	2.4	2.4	2.3								
Avg. Stride Length [m]	6.4	7.4	7.4	7.6	7.5	7.3								





Horse/Jockey Name	Miss De Boom
Final Rank	7
Fastest Section Time (Section)	0:11.07 (600m)
Top Speed [km/h] (Section)	67.2 (Overall)
Race State	Finished

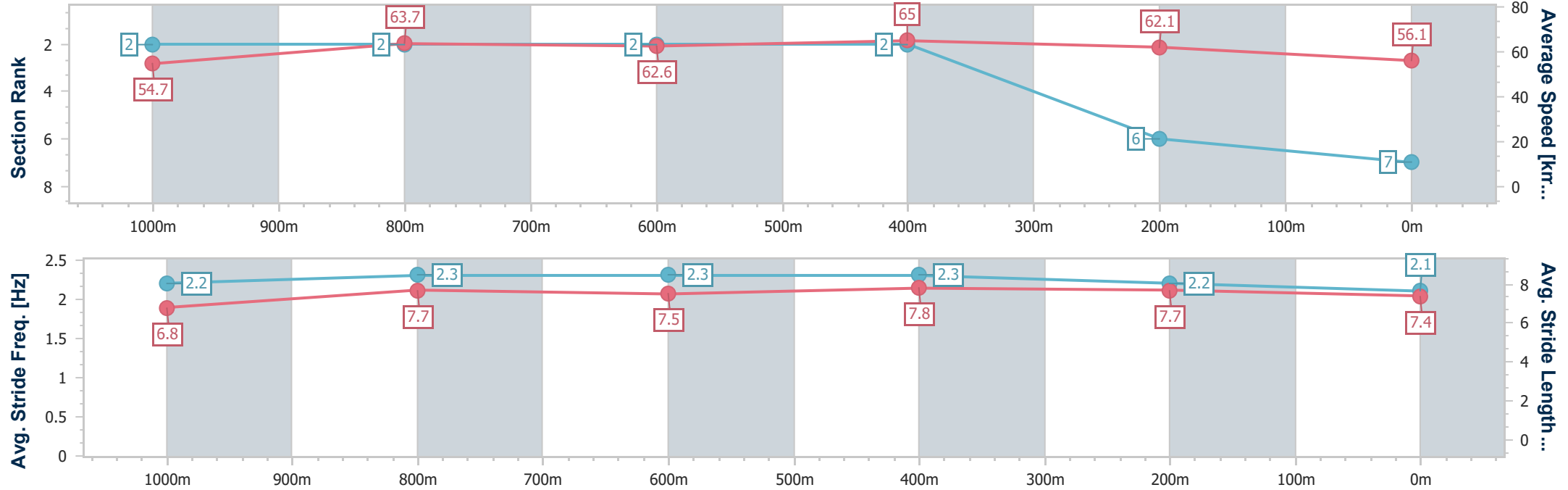


RockhamptonProfessional
Race 3: RJC GOLD CLUB LAUNCHES 14 JUNE Class 1
Handicap - 1200m
22 May 2025 - 14:20



Track Rating: Soft 5, Weather: Fine, Rail Position: +4.5m Entire

Section	Overall	1000m	800m	600m	400m	200m								
Section Times	1:11.54 [7] (0:13.15)	0:58.39 [2] (0:11.35)	0:47.04 [2] (0:11.52)	0:35.52 [2] (0:11.07)	0:24.45 [2] (0:11.61)	0:12.84 [6] (0:12.84)								
Average Speed [km/h]	54.7	63.7	62.6	65.0	62.1	56.1								
Top Speed [km/h]	67.2	66.6	64.5	65.5	64.9	59.7								
Avg. Dist. to Rail [m]	0.8	0.4	0.6	1.2	2.7	3.6								
Avg. Stride Freq. [Hz]	2.2	2.3	2.3	2.3	2.2	2.1								
Avg. Stride Length [m]	6.8	7.7	7.5	7.8	7.7	7.4								





Rockhampton Professional
Race 4: GBA CONSULTING ENGINEERS BENCHMARK 70 Handicap -
1100m
22 May 2025 - 14:55



Track Rating: Soft 5, Weather: Fine, Rail Position: +4.5m Entire

Section		Overall				1000m	800m	600m	400m	200m	Last 600m		
Field Times		1:03.45				0:56.10	0:44.81	0:33.33	0:22.38	0:11.64	0:33.33		
		(0:07.35)				(0:11.29)	(0:11.48)	(0:10.95)	(0:10.74)	(0:11.64)			
Rank	TAB Horse/Jockey	Barrier	Top Speed [km/h]	Fastest Section							Margin	Distance Travelled [m]	
1	3 HENRY'S BLADE	3	67.8	0:07.35	1:03.45 [1]	0:56.10 [1]	0:44.81 [1]	0:33.33 [1]	0:22.38 [1]	0:11.64 [1]	1:03.45	0:33.33	
	Justin Stanley		400m	Overall	(0:07.35)	(0:11.29)	(0:11.48)	(0:10.95)	(0:10.74)	(0:11.64)			
2	7 CALL ME MARILYN	1	68.1	0:07.57	1:03.50 [2]	0:55.93 [2]	0:44.66 [3]	0:33.18 [3]	0:22.23 [4]	0:11.57 [4]	0.26L	0:33.18	-2
	Nikki Olzard		400m	Overall	(0:07.57)	(0:11.27)	(0:11.48)	(0:10.95)	(0:10.66)	(0:11.57)			
3	6 PRETTY SLICK	4	68.2	0:07.66	1:03.51 [3]	0:55.85 [4]	0:44.76 [2]	0:33.29 [2]	0:22.35 [2]	0:11.67 [2]	0.33L	0:33.29	+0
	Ryan Wiggins		400m	Overall	(0:07.66)	(0:11.09)	(0:11.47)	(0:10.94)	(0:10.68)	(0:11.67)			
4	1 CAPO STRADA	2	68.6	0:07.58	1:03.77 [4]	0:56.19 [3]	0:44.82 [4]	0:33.33 [4]	0:22.52 [3]	0:11.85 [3]	1.83L	0:33.33	+2
	Jai Williams		400m	Overall	(0:07.58)	(0:11.37)	(0:11.49)	(0:10.81)	(0:10.67)	(0:11.85)			
5	5 STREET GLORY	6	68.4	0:07.81	1:03.82 [5]	0:56.01 [6]	0:44.67 [5]	0:33.21 [6]	0:22.36 [6]	0:11.57 [6]	2.14L	0:33.21	-1
	Leah Martyn		600m	Overall	(0:07.81)	(0:11.34)	(0:11.46)	(0:10.85)	(0:10.79)	(0:11.57)			
6	2 ZHUANG SHI	7	68.3	0:07.80	1:03.91 [6]	0:56.11 [5]	0:44.76 [6]	0:33.32 [5]	0:22.58 [5]	0:11.68 [5]	2.69L	0:33.32	+1
	Sean Cormack		600m	Overall	(0:07.80)	(0:11.35)	(0:11.44)	(0:10.74)	(0:10.90)	(0:11.68)			

Scratched: Obligated (#4)



Horse/Jockey Name	Henry's Blade
Final Rank	1
Fastest Section Time (Section)	0:07.35 (Overall)
Top Speed [km/h] (Section)	67.8 (400m)
Race State	Finished

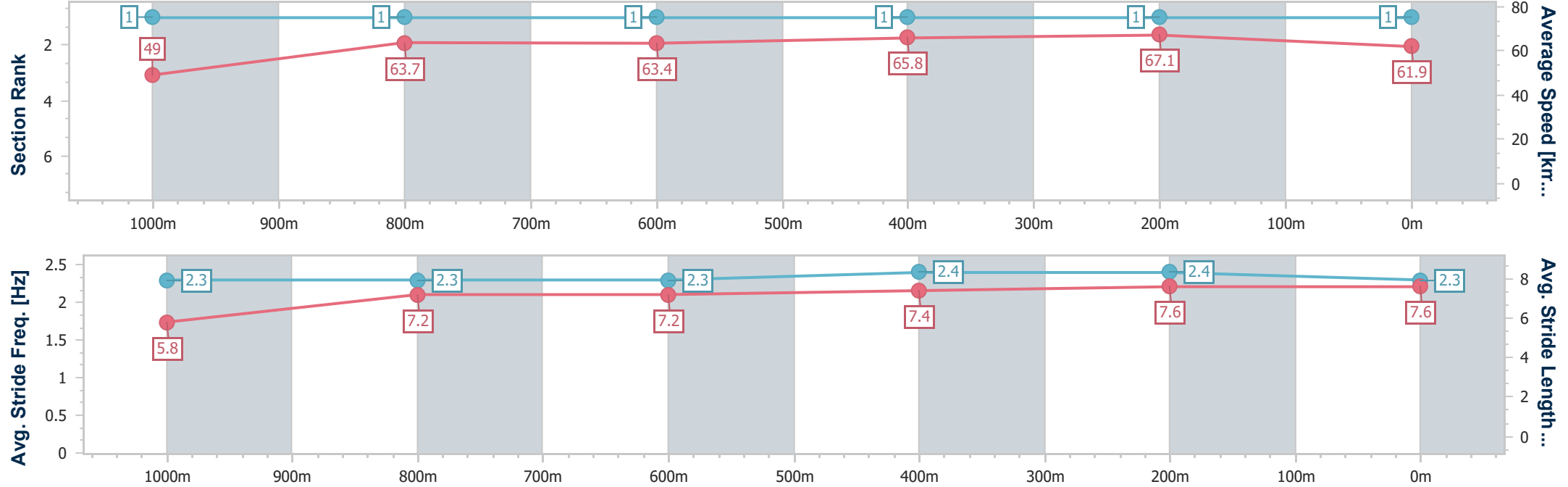


RockhamptonProfessional
Race 4: GBA CONSULTING ENGINEERS BENCHMARK 70
Handicap - 1100m
22 May 2025 - 14:55



Track Rating: Soft 5, Weather: Fine, Rail Position: +4.5m Entire

Section	Overall	1000m	800m	600m	400m	200m							
Section Times	1:03.45 [1] (0:07.35)	0:56.10 [1] (0:11.29)	0:44.81 [1] (0:11.48)	0:33.33 [1] (0:10.95)	0:22.38 [1] (0:10.74)	0:11.64 [1] (0:11.64)							
Average Speed [km/h]	49.0	63.7	63.4	65.8	67.1	61.9							
Top Speed [km/h]	62.1	64.6	64.0	67.7	67.8	66.0							
Avg. Dist. to Rail [m]	3.2	0.5	1.4	2.2	2.1	2.3							
Avg. Stride Freq. [Hz]	2.3	2.3	2.3	2.4	2.4	2.3							
Avg. Stride Length [m]	5.8	7.2	7.2	7.4	7.6	7.6							





Horse/Jockey Name	Call Me Marilyn
Final Rank	2
Fastest Section Time (Section)	0:07.57 (Overall)
Top Speed [km/h] (Section)	68.1 (400m)
Race State	Finished

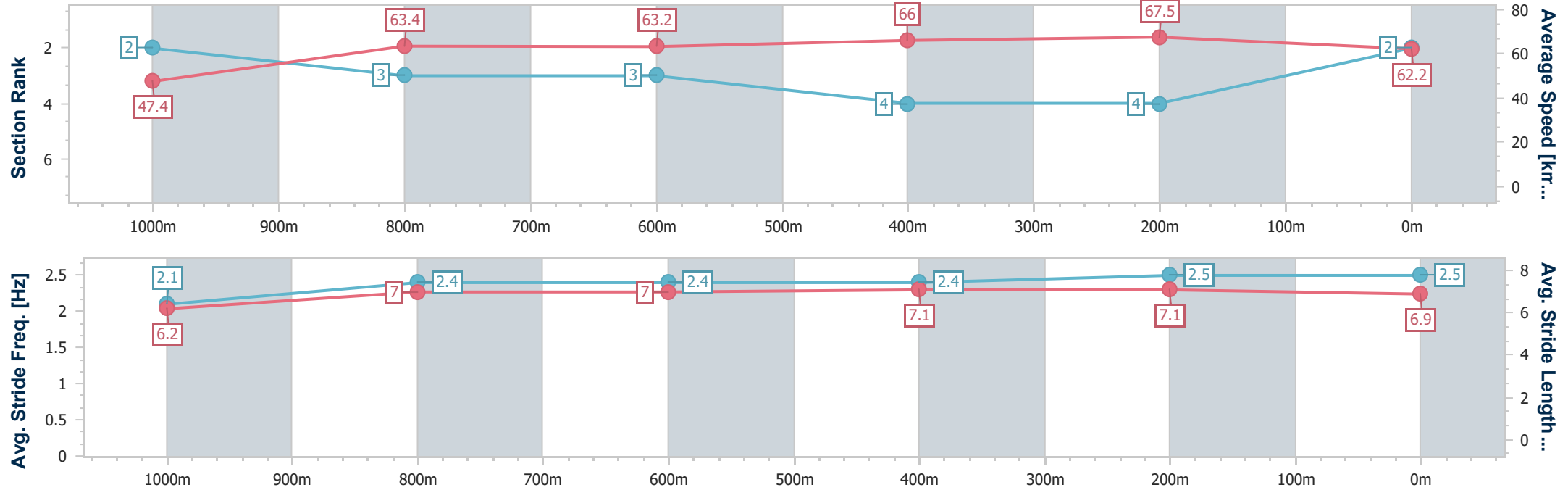


RockhamptonProfessional
Race 4: GBA CONSULTING ENGINEERS BENCHMARK 70
Handicap - 1100m
22 May 2025 - 14:55



Track Rating: Soft 5, Weather: Fine, Rail Position: +4.5m Entire

Section	Overall	1000m	800m	600m	400m	200m								
Section Times	1:03.50 [2] (0:07.57)	0:55.93 [2] (0:11.27)	0:44.66 [3] (0:11.48)	0:33.18 [3] (0:10.95)	0:22.23 [4] (0:10.66)	0:11.57 [4] (0:11.57)								
Average Speed [km/h]	47.4	63.4	63.2	66.0	67.5	62.2								
Top Speed [km/h]	60.0	64.8	64.2	67.3	68.1	66.0								
Avg. Dist. to Rail [m]	1.8	1.0	1.0	2.3	4.0	5.5								
Avg. Stride Freq. [Hz]	2.1	2.4	2.4	2.4	2.5	2.5								
Avg. Stride Length [m]	6.2	7.0	7.0	7.1	7.1	6.9								





Horse/Jockey Name	Pretty Slick
Final Rank	3
Fastest Section Time (Section)	0:07.66 (Overall)
Top Speed [km/h] (Section)	68.2 (400m)
Race State	Finished

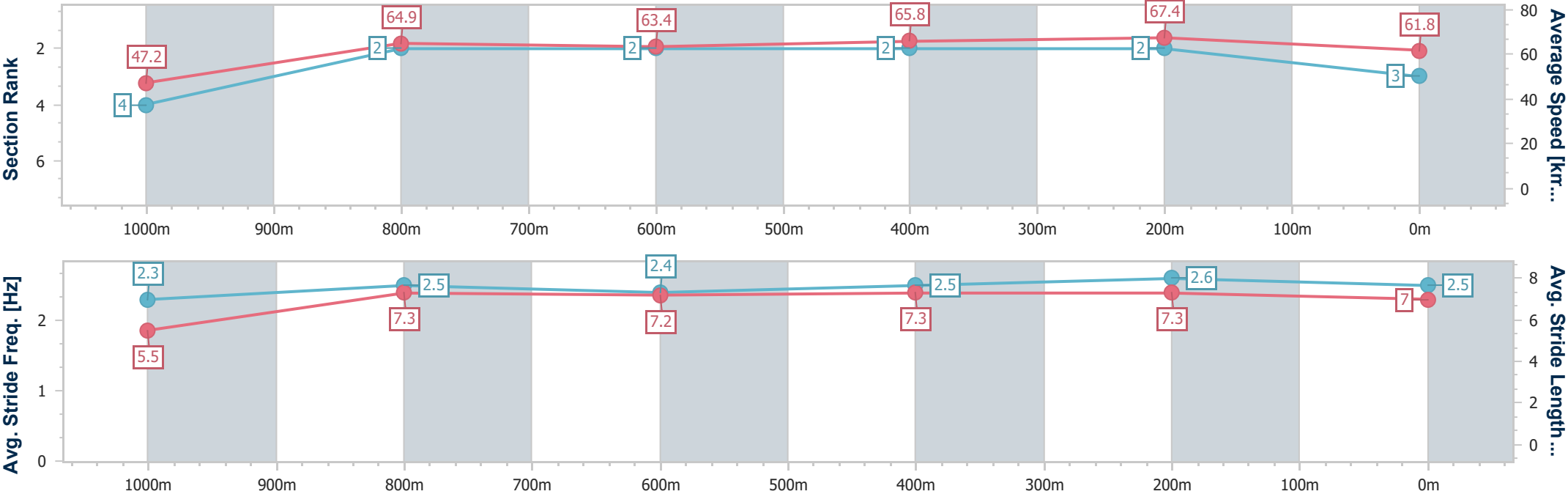


RockhamptonProfessional
Race 4: GBA CONSULTING ENGINEERS BENCHMARK 70
Handicap - 1100m
22 May 2025 - 14:55



Track Rating: Soft 5, Weather: Fine, Rail Position: +4.5m Entire

Section	Overall	1000m	800m	600m	400m	200m								
Section Times	1:03.51 [3] (0:07.66)	0:55.85 [4] (0:11.09)	0:44.76 [2] (0:11.47)	0:33.29 [2] (0:10.94)	0:22.35 [2] (0:10.68)	0:11.67 [2] (0:11.67)								
Average Speed [km/h]	47.2	64.9	63.4	65.8	67.4	61.8								
Top Speed [km/h]	64.6	66.2	64.1	67.1	68.2	64.9								
Avg. Dist. to Rail [m]	4.8	0.5	1.3	1.7	2.4	4.0								
Avg. Stride Freq. [Hz]	2.3	2.5	2.4	2.5	2.6	2.5								
Avg. Stride Length [m]	5.5	7.3	7.2	7.3	7.3	7.0								





Horse/Jockey Name	Capo Strada
Final Rank	4
Fastest Section Time (Section)	0:07.58 (Overall)
Top Speed [km/h] (Section)	68.6 (400m)
Race State	Finished

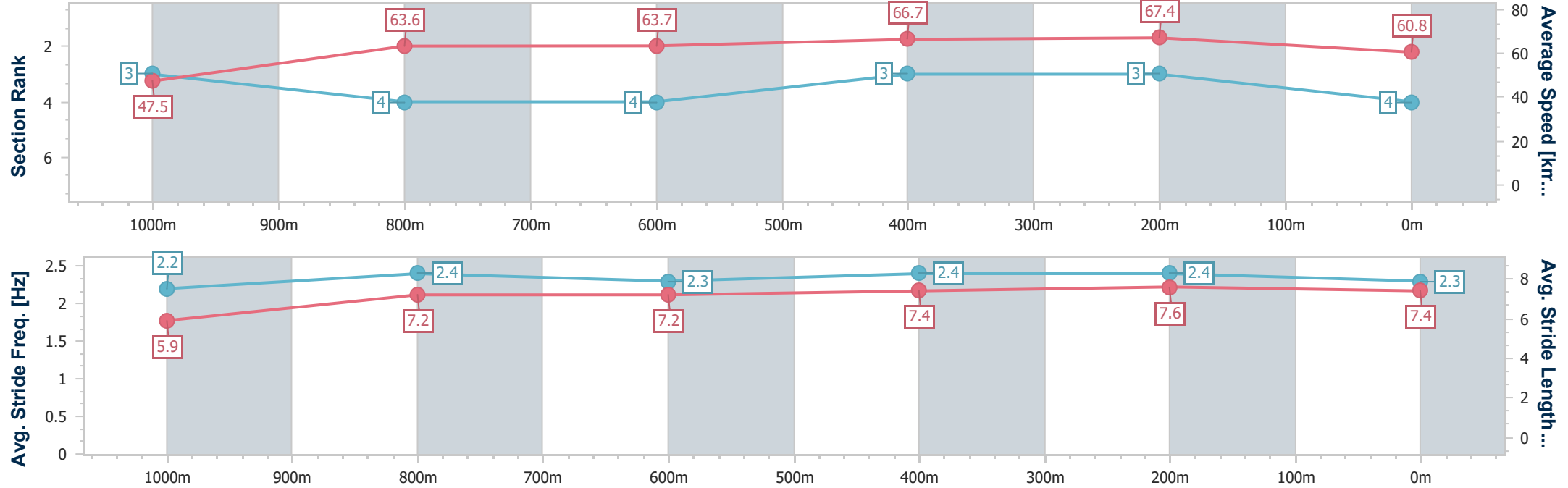


RockhamptonProfessional
Race 4: GBA CONSULTING ENGINEERS BENCHMARK 70
Handicap - 1100m
22 May 2025 - 14:55



Track Rating: Soft 5, Weather: Fine, Rail Position: +4.5m Entire

Section	Overall	1000m	800m	600m	400m	200m								
Section Times	1:03.77 [4] (0:07.58)	0:56.19 [3] (0:11.37)	0:44.82 [4] (0:11.49)	0:33.33 [4] (0:10.81)	0:22.52 [3] (0:10.67)	0:11.85 [3] (0:11.85)								
Average Speed [km/h]	47.5	63.6	63.7	66.7	67.4	60.8								
Top Speed [km/h]	63.3	64.3	65.0	68.5	68.6	65.3								
Avg. Dist. to Rail [m]	2.9	0.4	2.2	3.8	5.9	6.7								
Avg. Stride Freq. [Hz]	2.2	2.4	2.3	2.4	2.4	2.3								
Avg. Stride Length [m]	5.9	7.2	7.2	7.4	7.6	7.4								





Horse/Jockey Name	Street Glory
Final Rank	5
Fastest Section Time (Section)	0:07.81 (Overall)
Top Speed [km/h] (Section)	68.4 (600m)
Race State	Finished

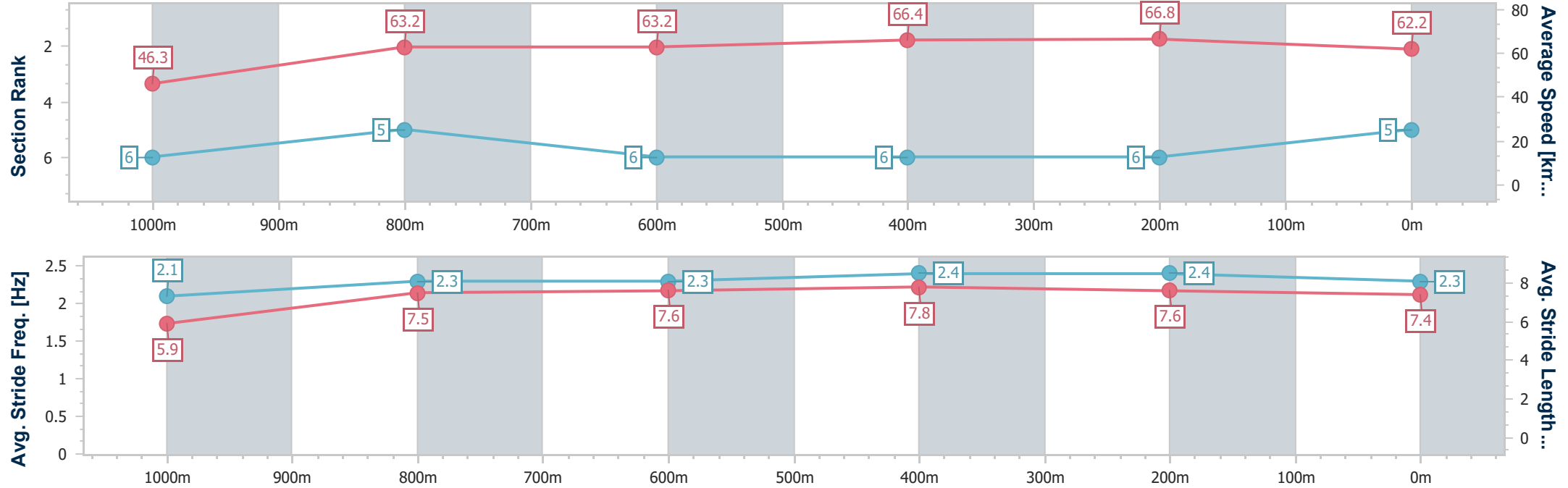


RockhamptonProfessional
Race 4: GBA CONSULTING ENGINEERS BENCHMARK 70
Handicap - 1100m
22 May 2025 - 14:55



Track Rating: Soft 5, Weather: Fine, Rail Position: +4.5m Entire

Section	Overall	1000m	800m	600m	400m	200m								
Section Times	1:03.82 [5] (0:07.81)	0:56.01 [6] (0:11.34)	0:44.67 [5] (0:11.46)	0:33.21 [6] (0:10.85)	0:22.36 [6] (0:10.79)	0:11.57 [6] (0:11.57)								
Average Speed [km/h]	46.3	63.2	63.2	66.4	66.8	62.2								
Top Speed [km/h]	60.6	65.1	64.6	68.4	68.1	65.4								
Avg. Dist. to Rail [m]	5.9	0.9	1.0	2.5	4.4	3.9								
Avg. Stride Freq. [Hz]	2.1	2.3	2.3	2.4	2.4	2.3								
Avg. Stride Length [m]	5.9	7.5	7.6	7.8	7.6	7.4								





Horse/Jockey Name	Zhuang Shi
Final Rank	6
Fastest Section Time (Section)	0:07.80 (Overall)
Top Speed [km/h] (Section)	68.3 (600m)
Race State	Finished

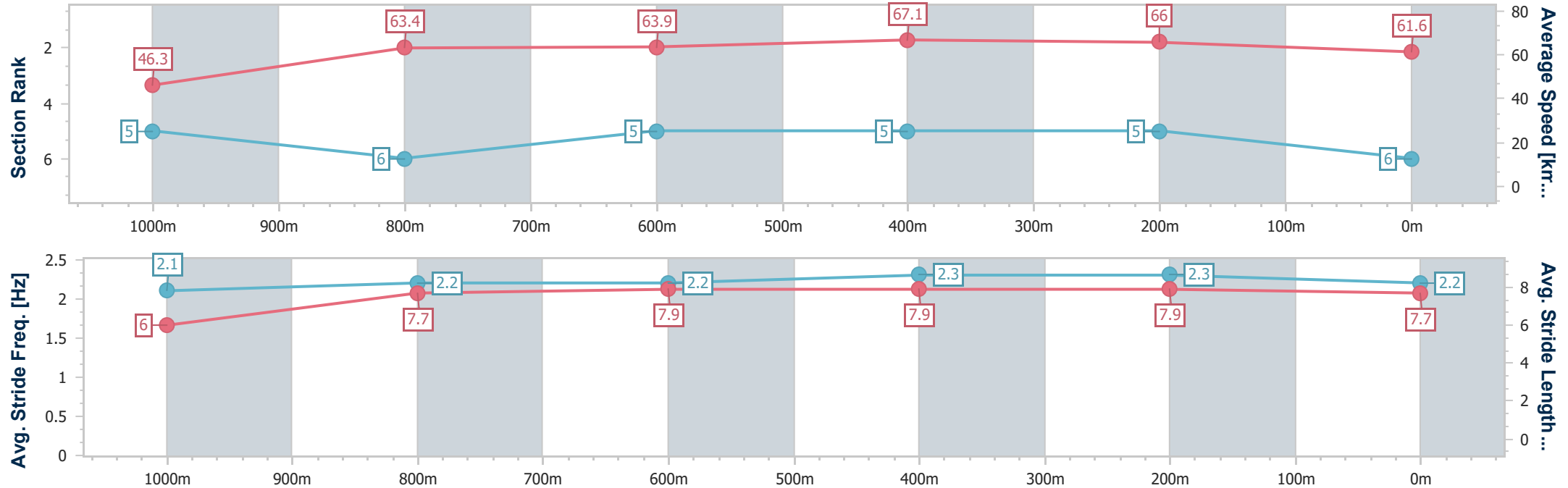


RockhamptonProfessional
Race 4: GBA CONSULTING ENGINEERS BENCHMARK 70
Handicap - 1100m
22 May 2025 - 14:55



Track Rating: Soft 5, Weather: Fine, Rail Position: +4.5m Entire

Section	Overall	1000m	800m	600m	400m	200m								
Section Times	1:03.91 [6] (0:07.80)	0:56.11 [5] (0:11.35)	0:44.76 [6] (0:11.44)	0:33.32 [5] (0:10.74)	0:22.58 [5] (0:10.90)	0:11.68 [5] (0:11.68)								
Average Speed [km/h]	46.3	63.4	63.9	67.1	66.0	61.6								
Top Speed [km/h]	61.8	64.2	65.5	68.3	67.8	64.1								
Avg. Dist. to Rail [m]	7.5	0.9	1.6	4.2	5.8	5.6								
Avg. Stride Freq. [Hz]	2.1	2.2	2.2	2.3	2.3	2.2								
Avg. Stride Length [m]	6.0	7.7	7.9	7.9	7.9	7.7								





Rockhampton Professional
Race 5: ROCKY CUP CALCUTTA TICKETS ON SALE BENCHMARK 70
Handicap - 1400m
22 May 2025 - 15:35



Track Rating: Soft 5, Weather: Fine, Rail Position: +4.5m Entire

Section		Overall				1200m	1000m	800m	600m	400m	Last 600m	
Field Times		1:22.27 (0:12.95)				1:09.32 (0:10.98)	0:58.34 (0:11.19)	0:47.15 (0:11.69)	0:35.46 (0:11.39)	0:24.07 (0:11.61)	0:35.46	
Rank	TAB	Horse/Jockey	Barrier	Top Speed [km/h]	Fastest Section							Distance Travelled [m]
1	5	PARADE GROUND	4	66.6	0:10.92	1:22.27 [1]	1:08.63 [4]	0:57.71 [4]	0:46.26 [4]	0:34.83 [3]	0:23.72 [3]	0:34.83
		Ryan Wiggins		1200m	1200m	(0:13.64)	(0:10.92)	(0:11.45)	(0:11.43)	(0:11.11)	(0:11.26)	
2	4	MENAZZI	5	66.7	0:10.99	1:22.49 [2]	1:08.77 [5]	0:57.78 [6]	0:46.14 [6]	0:34.77 [5]	0:23.65 [5]	0:34.77 +0
		Corey Sutherland		1200m	1200m	(0:13.72)	(0:10.99)	(0:11.64)	(0:11.37)	(0:11.12)	(0:11.39)	
3	8	THE LAST SAGA	3	66.2	0:11.15	1:22.60 [3]	1:09.26 [3]	0:58.11 [3]	0:46.68 [3]	0:35.10 [4]	0:23.85 [4]	0:35.10 +3
		Warwick Satherley		1200m	1200m	(0:13.34)	(0:11.15)	(0:11.43)	(0:11.58)	(0:11.25)	(0:11.55)	
4	3	PESHTWA	1	67.9	0:10.98	1:22.82 [4]	1:09.87 [1]	0:58.89 [1]	0:47.70 [1]	0:36.01 [1]	0:24.62 [1]	0:36.01 +2
		Chris Whiteley		Overall	1200m	(0:12.95)	(0:10.98)	(0:11.19)	(0:11.69)	(0:11.39)	(0:11.72)	
5	7	PAPASITO	2	67.9	0:11.17	1:23.02 [5]	1:09.97 [2]	0:58.80 [2]	0:47.47 [2]	0:35.96 [2]	0:24.56 [2]	0:35.96 -2
		Justin Stanley		Overall	1200m	(0:13.05)	(0:11.17)	(0:11.33)	(0:11.51)	(0:11.40)	(0:11.79)	
6	2	MOCAMBO	6	68.1	0:10.82	1:24.19 [6]	1:10.43 [6]	0:59.61 [5]	0:48.02 [5]	0:36.31 [6]	0:24.85 [6]	0:36.31 +6
		Raul Silvera Olivera		1200m	1200m	(0:13.76)	(0:10.82)	(0:11.59)	(0:11.71)	(0:11.46)	(0:11.78)	

Scratched: Bering Sea (#6), Magic Game (#9), Logan Street Lion (#1)



Rockhampton Professional
Race 5: ROCKY CUP CALCUTTA TICKETS ON SALE BENCHMARK 70
Handicap - 1400m
22 May 2025 - 15:35



Track Rating: Soft 5, Weather: Fine, Rail Position: +4.5m Entire

Section		200m					Last 600m		
Field Times		0:12.46 (0:12.46)					0:35.46		
Rank	TAB	Horse/Jockey	Barrier	Top Speed [km/h]	Fastest Section	Margin		Distance Travelled [m]	
1	5	PARADE GROUND	4	66.6	0:10.92	0:12.46 [1]	1:22.27	0:34.83	
		Ryan Wiggins		1200m	1200m	(0:12.46)			
2	4	MENAZZI	5	66.7	0:10.99	0:12.26 [3]	1.26L	0:34.77	+0
		Corey Sutherland		1200m	1200m	(0:12.26)			
3	8	THE LAST SAGA	3	66.2	0:11.15	0:12.30 [5]	1.92L	0:35.10	+3
		Warwick Satherley		1200m	1200m	(0:12.30)			
4	3	PESHTWA	1	67.9	0:10.98	0:12.90 [2]	3.22L	0:36.01	+2
		Chris Whiteley		Overall	1200m	(0:12.90)			
5	7	PAPASITO	2	67.9	0:11.17	0:12.77 [4]	4.37L	0:35.96	-2
		Justin Stanley		Overall	1200m	(0:12.77)			
6	2	MOCAMBO	6	68.1	0:10.82	0:13.07 [6]	11.27L	0:36.31	+6
		Raul Silvera Olivera		1200m	1200m	(0:13.07)			

Scratched: Bering Sea (#6), Magic Game (#9), Logan Street Lion (#1)



Horse/Jockey Name	Parade Ground
Final Rank	1
Fastest Section Time (Section)	0:10.92 (1200m)
Top Speed [km/h] (Section)	66.6 (1200m)
Race State	Finished

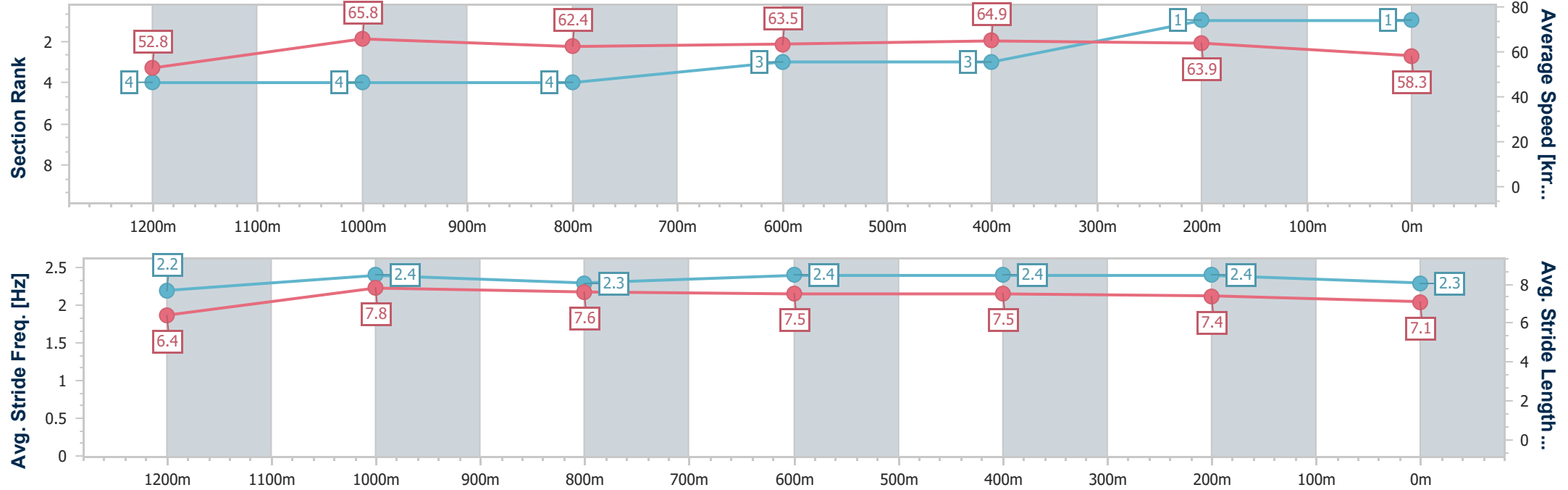


RockhamptonProfessional
Race 5: ROCKY CUP CALCUTTA TICKETS ON SALE
BENCHMARK 70 Handicap - 1400m
22 May 2025 - 15:35



Track Rating: Soft 5, Weather: Fine, Rail Position: +4.5m Entire

Section	Overall	1200m	1000m	800m	600m	400m	200m						
Section Times	1:22.27 [1] (0:13.64)	1:08.63 [4] (0:10.92)	0:57.71 [4] (0:11.45)	0:46.26 [4] (0:11.43)	0:34.83 [3] (0:11.11)	0:23.72 [3] (0:11.26)	0:12.46 [1] (0:12.46)						
Average Speed [km/h]	52.8	65.8	62.4	63.5	64.9	63.9	58.3						
Top Speed [km/h]	65.9	66.6	64.2	64.3	65.4	65.6	61.8						
Avg. Dist. to Rail [m]	1.8	1.7	1.4	1.2	3.4	4.9	4.8						
Avg. Stride Freq. [Hz]	2.2	2.4	2.3	2.4	2.4	2.4	2.3						
Avg. Stride Length [m]	6.4	7.8	7.6	7.5	7.5	7.4	7.1						





Horse/Jockey Name	Menazzi
Final Rank	2
Fastest Section Time (Section)	0:10.99 (1200m)
Top Speed [km/h] (Section)	66.7 (1200m)
Race State	Finished

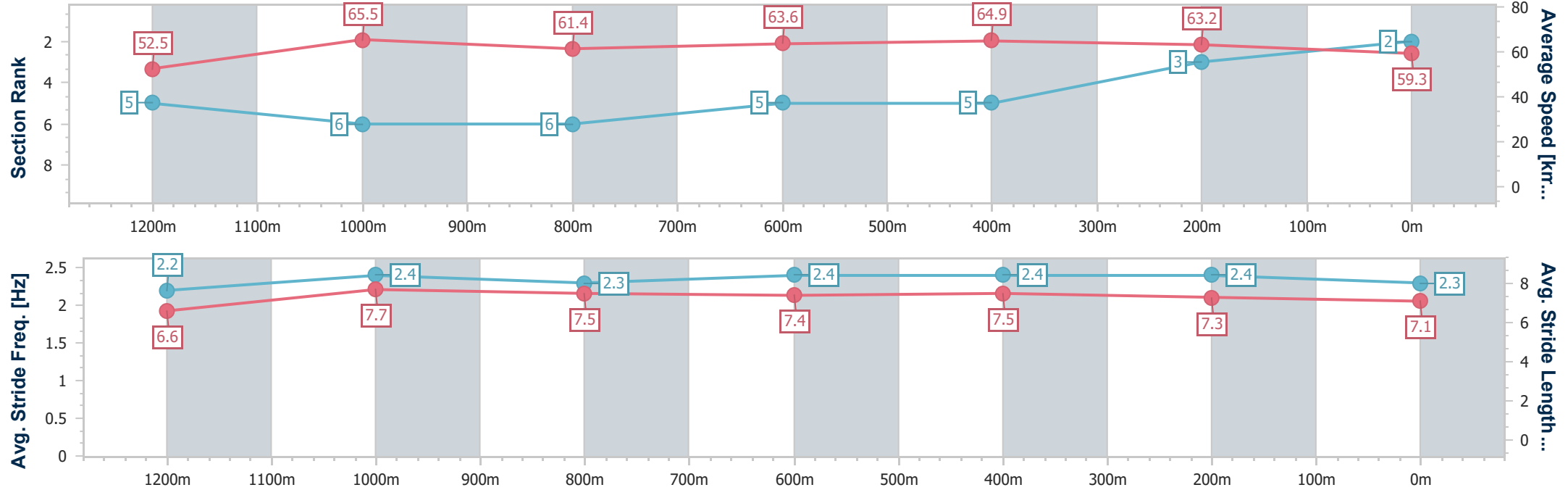


RockhamptonProfessional
Race 5: ROCKY CUP CALCUTTA TICKETS ON SALE
BENCHMARK 70 Handicap - 1400m
22 May 2025 - 15:35



Track Rating: Soft 5, Weather: Fine, Rail Position: +4.5m Entire

Section	Overall	1200m	1000m	800m	600m	400m	200m						
Section Times	1:22.49 [2] (0:13.72)	1:08.77 [5] (0:10.99)	0:57.78 [6] (0:11.64)	0:46.14 [6] (0:11.37)	0:34.77 [5] (0:11.12)	0:23.65 [5] (0:11.39)	0:12.26 [3] (0:12.26)						
Average Speed [km/h]	52.5	65.5	61.4	63.6	64.9	63.2	59.3						
Top Speed [km/h]	66.1	66.7	62.7	65.0	66.0	64.7	61.7						
Avg. Dist. to Rail [m]	3.4	0.2	0.8	1.0	5.8	7.7	7.0						
Avg. Stride Freq. [Hz]	2.2	2.4	2.3	2.4	2.4	2.4	2.3						
Avg. Stride Length [m]	6.6	7.7	7.5	7.4	7.5	7.3	7.1						





Horse/Jockey Name	The Last Saga
Final Rank	3
Fastest Section Time (Section)	0:11.15 (1200m)
Top Speed [km/h] (Section)	66.2 (1200m)
Race State	Finished

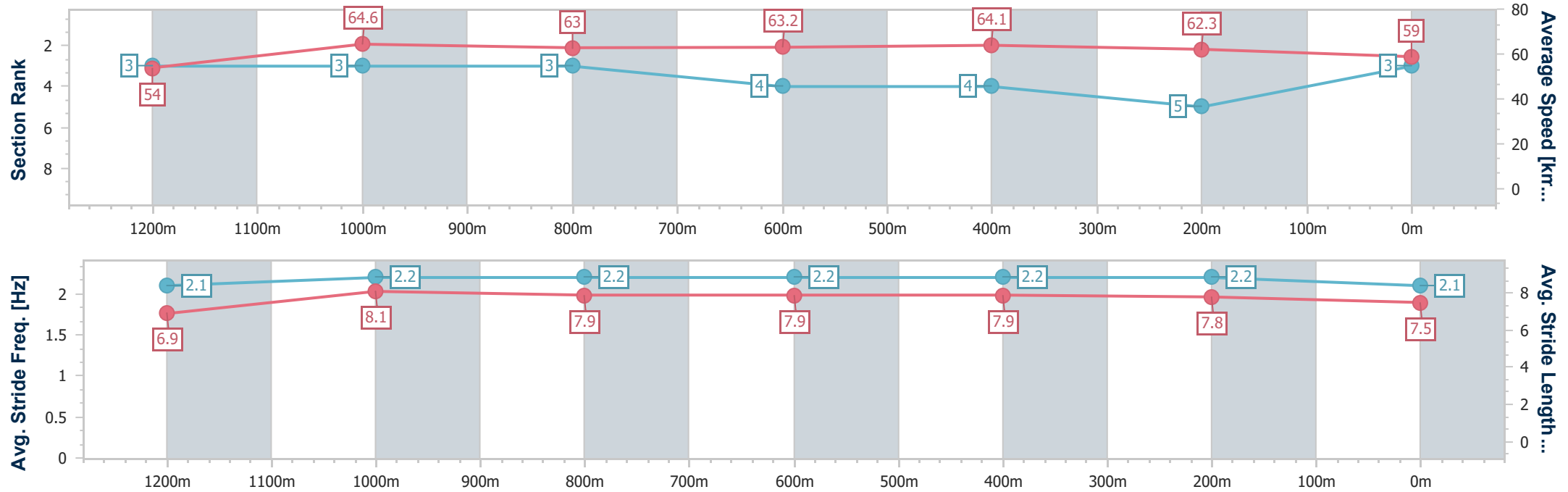


RockhamptonProfessional
Race 5: ROCKY CUP CALCUTTA TICKETS ON SALE
BENCHMARK 70 Handicap - 1400m
22 May 2025 - 15:35



Track Rating: Soft 5, Weather: Fine, Rail Position: +4.5m Entire

Section	Overall	1200m	1000m	800m	600m	400m	200m						
Section Times	1:22.60 [3] (0:13.34)	1:09.26 [3] (0:11.15)	0:58.11 [3] (0:11.43)	0:46.68 [3] (0:11.58)	0:35.10 [4] (0:11.25)	0:23.85 [4] (0:11.55)	0:12.30 [5] (0:12.30)						
Average Speed [km/h]	54.0	64.6	63.0	63.2	64.1	62.3	59.0						
Top Speed [km/h]	66.1	66.2	63.5	64.3	64.6	63.9	61.0						
Avg. Dist. to Rail [m]	1.1	0.5	0.5	2.0	3.8	4.7	4.6						
Avg. Stride Freq. [Hz]	2.1	2.2	2.2	2.2	2.2	2.2	2.1						
Avg. Stride Length [m]	6.9	8.1	7.9	7.9	7.9	7.8	7.5						





Horse/Jockey Name	Peshwa
Final Rank	4
Fastest Section Time (Section)	0:10.98 (1200m)
Top Speed [km/h] (Section)	67.9 (Overall)
Race State	Finished



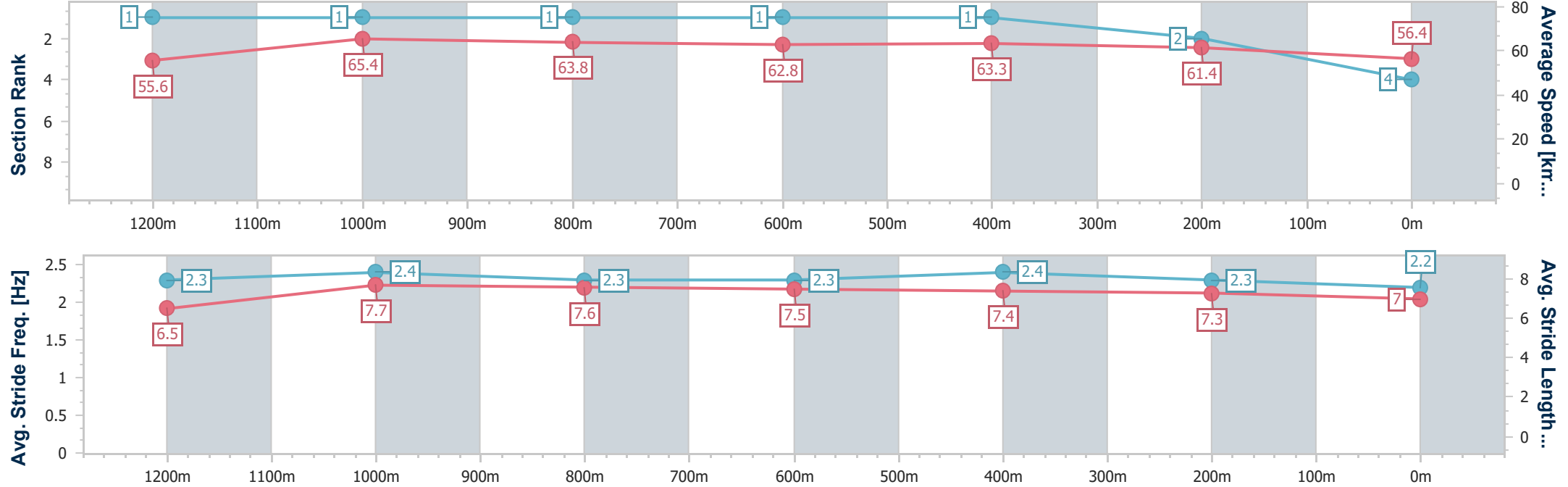
RockhamptonProfessional
Race 5: ROCKY CUP CALCUTTA TICKETS ON SALE
BENCHMARK 70 Handicap - 1400m

22 May 2025 - 15:35



Track Rating: Soft 5, Weather: Fine, Rail Position: +4.5m Entire

Section	Overall	1200m	1000m	800m	600m	400m	200m						
Section Times	1:22.82 [4] (0:12.95)	1:09.87 [1] (0:10.98)	0:58.89 [1] (0:11.19)	0:47.70 [1] (0:11.69)	0:36.01 [1] (0:11.39)	0:24.62 [1] (0:11.72)	0:12.90 [2]						
Average Speed [km/h]	55.6	65.4	63.8	62.8	63.3	61.4	56.4						
Top Speed [km/h]	67.9	67.9	64.5	63.5	64.1	64.1	59.8						
Avg. Dist. to Rail [m]	1.4	1.9	1.4	2.4	2.8	2.3	2.4						
Avg. Stride Freq. [Hz]	2.3	2.4	2.3	2.3	2.4	2.3	2.2						
Avg. Stride Length [m]	6.5	7.7	7.6	7.5	7.4	7.3	7.0						





Horse/Jockey Name	Papasito
Final Rank	5
Fastest Section Time (Section)	0:11.17 (1200m)
Top Speed [km/h] (Section)	67.9 (Overall)
Race State	Finished

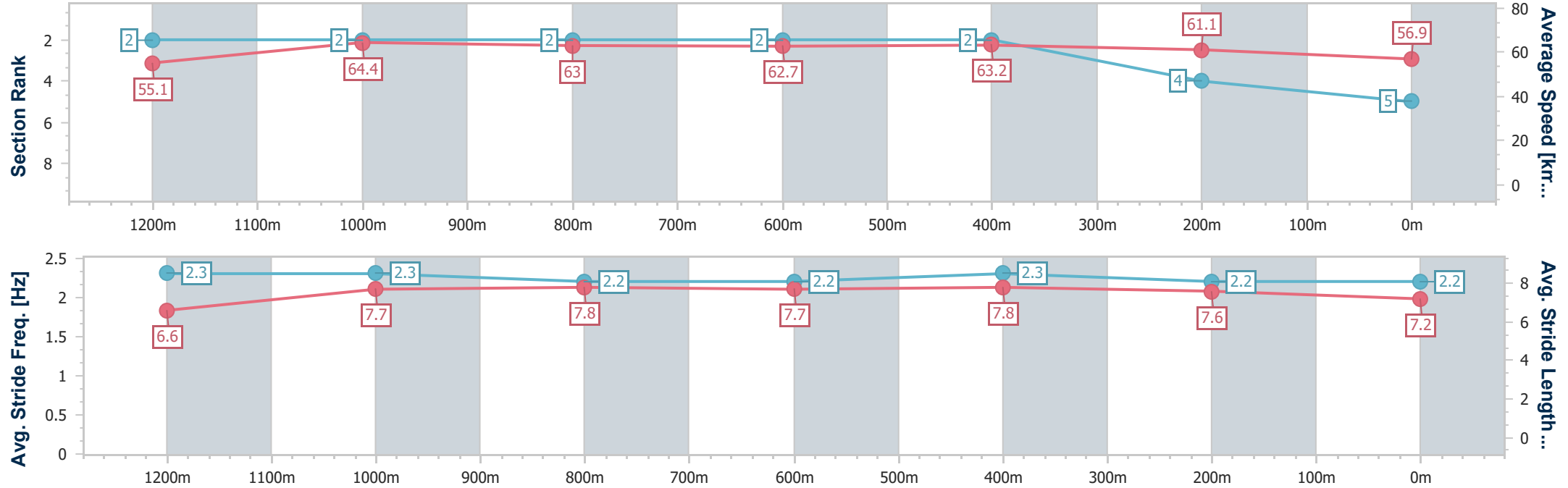


RockhamptonProfessional
Race 5: ROCKY CUP CALCUTTA TICKETS ON SALE
BENCHMARK 70 Handicap - 1400m
22 May 2025 - 15:35



Track Rating: Soft 5, Weather: Fine, Rail Position: +4.5m Entire

Section	Overall	1200m	1000m	800m	600m	400m	200m						
Section Times	1:23.02 [5] (0:13.05)	1:09.97 [2] (0:11.17)	0:58.80 [2] (0:11.33)	0:47.47 [2] (0:11.51)	0:35.96 [2] (0:11.40)	0:24.56 [2] (0:11.79)	0:12.77 [4] (0:12.77)						
Average Speed [km/h]	55.1	64.4	63.0	62.7	63.2	61.1	56.9						
Top Speed [km/h]	67.9	67.5	64.1	63.6	63.9	62.5	59.9						
Avg. Dist. to Rail [m]	1.0	1.1	1.3	0.7	2.0	3.1	3.7						
Avg. Stride Freq. [Hz]	2.3	2.3	2.2	2.2	2.3	2.2	2.2						
Avg. Stride Length [m]	6.6	7.7	7.8	7.7	7.8	7.6	7.2						





Horse/Jockey Name	Mocambo
Final Rank	6
Fastest Section Time (Section)	0:10.82 (1200m)
Top Speed [km/h] (Section)	68.1 (1200m)
Race State	Finished

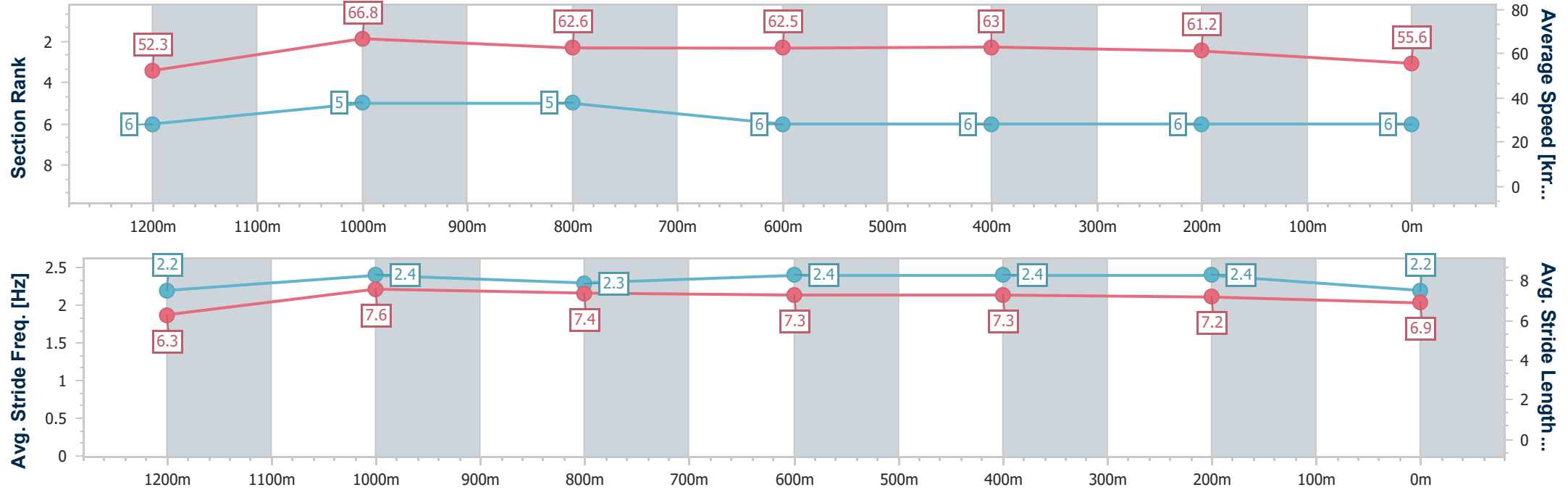


RockhamptonProfessional
Race 5: ROCKY CUP CALCUTTA TICKETS ON SALE
BENCHMARK 70 Handicap - 1400m
22 May 2025 - 15:35



Track Rating: Soft 5, Weather: Fine, Rail Position: +4.5m Entire

Section	Overall	1200m	1000m	800m	600m	400m	200m						
Section Times	1:24.19 [6] (0:13.76)	1:10.43 [6] (0:10.82)	0:59.61 [5] (0:11.59)	0:48.02 [5] (0:11.71)	0:36.31 [6] (0:11.46)	0:24.85 [6] (0:11.78)	0:13.07 [6] (0:13.07)						
Average Speed [km/h]	52.3	66.8	62.6	62.5	63.0	61.2	55.6						
Top Speed [km/h]	65.5	68.1	64.2	63.0	63.5	63.5	58.6						
Avg. Dist. to Rail [m]	4.4	2.2	1.7	2.3	4.7	5.6	5.4						
Avg. Stride Freq. [Hz]	2.2	2.4	2.3	2.4	2.4	2.4	2.2						
Avg. Stride Length [m]	6.3	7.6	7.4	7.3	7.3	7.2	6.9						





Rockhampton Professional

Race 6: DIAGEO PTY LTD Class 3 Handicap - 1300m

22 May 2025 - 16:11



Track Rating: Soft 5, Weather: Fine, Rail Position: +4.5m Entire

Section		Overall				1200m	1000m	800m	600m	400m	Last 600m	
Field Times		1:16.87				1:09.36	0:57.78	0:45.84	0:33.86	0:22.66	0:33.86	
		(0:07.51)				(0:11.58)	(0:11.94)	(0:11.98)	(0:11.20)	(0:10.91)		
Rank	TAB	Horse/Jockey	Barrier	Top Speed [km/h]	Fastest Section							Distance Travelled [m]
1	4	PRINCE OF SOOVIEV	9	67.8	0:07.51	1:16.87 [1]	1:09.36 [1]	0:57.78 [1]	0:45.82 [2]	0:33.77 [2]	0:22.64 [2]	0:33.77
		Jai Williams		400m	Overall	(0:07.51)	(0:11.58)	(0:11.96)	(0:12.05)	(0:11.13)	(0:10.89)	
2	3	TREASURER	2	68.4	0:07.88	1:17.05 [2]	1:09.17 [6]	0:57.36 [7]	0:45.32 [7]	0:33.26 [7]	0:22.41 [7]	0:33.26 -1
		Ashley Butler		400m	Overall	(0:07.88)	(0:11.81)	(0:12.04)	(0:12.06)	(0:10.85)	(0:10.67)	
3	8	EL OF A SENORITA	5	67.5	0:07.81	1:17.30 [3]	1:09.49 [3]	0:57.95 [3]	0:46.02 [3]	0:34.02 [3]	0:22.94 [3]	0:34.02 -3
		Ryan Wiggins		600m	Overall	(0:07.81)	(0:11.54)	(0:11.93)	(0:12.00)	(0:11.08)	(0:11.03)	
4	5	ITZA MOTZA	8	67.7	0:08.05	1:17.35 [4]	1:09.30 [8]	0:57.57 [8]	0:45.51 [8]	0:33.54 [8]	0:22.57 [8]	0:33.54 +1
		Georgina Cartwright		400m	Overall	(0:08.05)	(0:11.73)	(0:12.06)	(0:11.97)	(0:10.97)	(0:10.94)	
5	7	PER CAPITA	1	67.3	0:07.84	1:17.35 [5]	1:09.51 [4]	0:57.89 [5]	0:45.80 [6]	0:33.78 [6]	0:22.74 [4]	0:33.78 -2
		Chris Whiteley		600m	Overall	(0:07.84)	(0:11.62)	(0:12.09)	(0:12.02)	(0:11.04)	(0:10.95)	
6	2	LAST DITCH EFFORT	4	66.2	0:07.68	1:17.45 [6]	1:09.77 [2]	0:58.28 [2]	0:46.42 [1]	0:34.44 [1]	0:23.24 [1]	0:34.44 -6
		Leah Martyn		600m	Overall	(0:07.68)	(0:11.49)	(0:11.86)	(0:11.98)	(0:11.20)	(0:11.06)	
7	9	MAGIC GAME	10	67.7	0:08.54	1:17.50 [7]	1:08.96 [10]	0:57.37 [9]	0:45.46 [9]	0:33.46 [9]	0:22.52 [10]	0:33.46 -2
		Justin Stanley		600m	Overall	(0:08.54)	(0:11.59)	(0:11.91)	(0:12.00)	(0:10.94)	(0:10.86)	
8	1	LOOSE UNIT	7	68.5	0:08.25	1:17.55 [8]	1:09.30 [9]	0:57.40 [10]	0:45.36 [10]	0:33.35 [10]	0:22.58 [9]	0:33.35 +3
		Corey Sutherland		600m	Overall	(0:08.25)	(0:11.90)	(0:12.04)	(0:12.01)	(0:10.77)	(0:10.93)	
9	10	GENERAL HIPPO	3	66.5	0:07.88	1:17.88 [9]	1:10.00 [5]	0:58.41 [6]	0:46.39 [5]	0:34.32 [5]	0:23.26 [5]	0:34.32 +2
		Sean Cormack		600m	Overall	(0:07.88)	(0:11.59)	(0:12.02)	(0:12.07)	(0:11.06)	(0:11.25)	
10	11	ME TIME	6	65.5	0:08.02	1:17.89 [10]	1:09.87 [7]	0:58.47 [4]	0:46.59 [4]	0:34.51 [4]	0:23.26 [6]	0:34.51 +0
		Chris McIver		600m	Overall	(0:08.02)	(0:11.40)	(0:11.88)	(0:12.08)	(0:11.25)	(0:11.25)	

Scratched: The Brill Building (#6)

Report Created: Thu 22 May 2025 17:27 GMT+10 (Note: Timing is based on position data)

Page 1/12

[] Ranking at each section and finish
-:-:- No data available at this section
NA No data available

SCN Saddle cloth number
DNF Did not finish
DNT Did not track

data processed by  TRIPLESDATA



Rockhampton Professional
Race 6: DIAGEO PTY LTD Class 3 Handicap - 1300m
22 May 2025 - 16:11



Track Rating: Soft 5, Weather: Fine, Rail Position: +4.5m Entire

Section Field Times				200m 0:11.75 (0:11.75)		Last 600m 0:33.86			
Rank	TAB	Horse/Jockey	Barrier	Top Speed [km/h]	Fastest Section	Margin			Distance Travelled [m]
1	4	PRINCE OF SOOVIEW	9	67.8	0:07.51	0:11.75 [1]	1:16.87		0:33.77
		Jai Williams		400m	Overall	(0:11.75)			
2	3	TREASURER	2	68.4	0:07.88	0:11.74 [3]	1.06L		0:33.26 -1
		Ashley Butler		400m	Overall	(0:11.74)			
3	8	EL OF A SENORITA	5	67.5	0:07.81	0:11.91 [4]	2.52L		0:34.02 -3
		Ryan Wiggins		600m	Overall	(0:11.91)			
4	5	ITZA MOTZA	8	67.7	0:08.05	0:11.63 [6]	2.8L		0:33.54 +1
		Georgina Cartwright		400m	Overall	(0:11.63)			
5	7	PER CAPITA	1	67.3	0:07.84	0:11.79 [5]	2.82L		0:33.78 -2
		Chris Whiteley		600m	Overall	(0:11.79)			
6	2	LAST DITCH EFFORT	4	66.2	0:07.68	0:12.18 [2]	3.38L		0:34.44 -6
		Leah Martyn		600m	Overall	(0:12.18)			
7	9	MAGIC GAME	10	67.7	0:08.54	0:11.66 [7]	3.7L		0:33.46 -2
		Justin Stanley		600m	Overall	(0:11.66)			
8	1	LOOSE UNIT	7	68.5	0:08.25	0:11.65 [10]	3.95L		0:33.35 +3
		Corey Sutherland		600m	Overall	(0:11.65)			
9	10	GENERAL HIPPO	3	66.5	0:07.88	0:12.01 [8]	5.88L		0:34.32 +2
		Sean Cormack		600m	Overall	(0:12.01)			
10	11	ME TIME	6	65.5	0:08.02	0:12.01 [9]	5.95L		0:34.51 +0
		Chris McIver		600m	Overall	(0:12.01)			

Scratched: The Brill Building (#6)

Report Created: Thu 22 May 2025 17:27 GMT+10 (Note: Timing is based on position data)

Page 2/12

[] Ranking at each section and finish
-:-:- No data available at this section
NA No data available

SCN Saddle cloth number
DNF Did not finish
DNT Did not track

data processed by  TRIPLESDATA



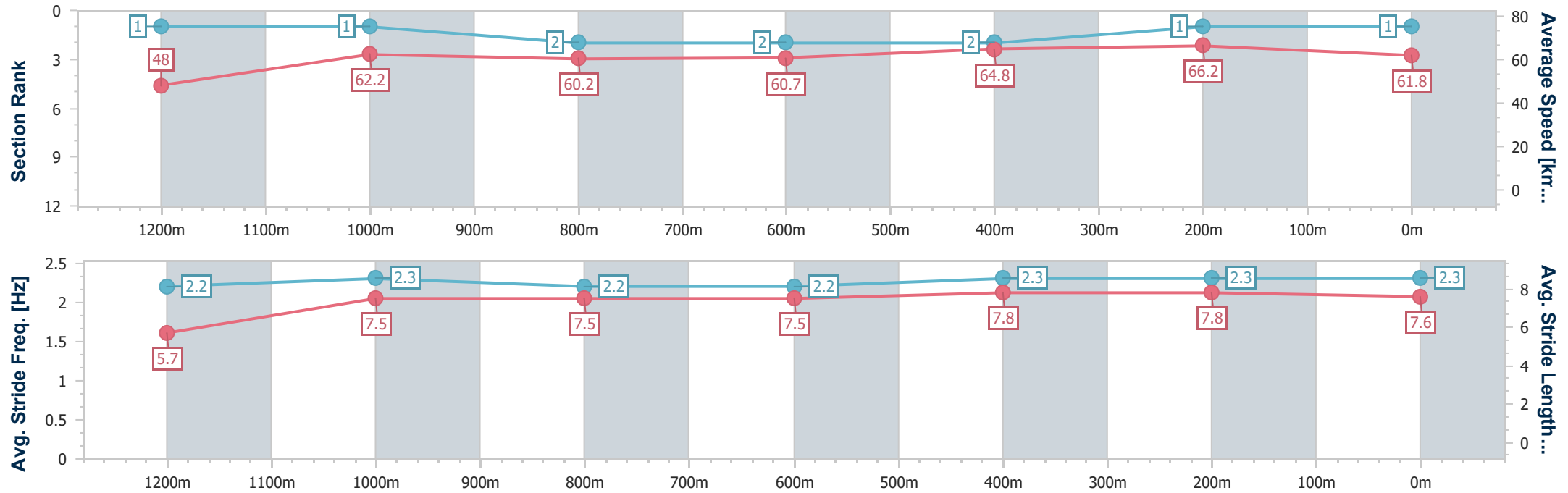
Horse/Jockey Name	Prince Of Sooview
Final Rank	1
Fastest Section Time (Section)	0:07.51 (Overall)
Top Speed [km/h] (Section)	67.8 (400m)
Race State	Finished



RockhamptonProfessional
Race 6: DIAGEO PTY LTD Class 3 Handicap - 1300m
22 May 2025 - 16:11
Track Rating: Soft 5, Weather: Fine, Rail Position: +4.5m Entire



Section	Overall	1200m	1000m	800m	600m	400m	200m						
Section Times	1:16.87 [1] (0:07.51)	1:09.36 [1] (0:11.58)	0:57.78 [1] (0:11.96)	0:45.82 [2] (0:12.05)	0:33.77 [2] (0:11.13)	0:22.64 [2] (0:10.89)	0:11.75 [1] (0:11.75)						
Average Speed [km/h]	48.0	62.2	60.2	60.7	64.8	66.2	61.8						
Top Speed [km/h]	60.6	63.3	61.7	62.0	67.6	67.8	64.4						
Avg. Dist. to Rail [m]	8.0	0.6	0.5	2.0	2.5	3.6	4.0						
Avg. Stride Freq. [Hz]	2.2	2.3	2.2	2.2	2.3	2.3	2.3						
Avg. Stride Length [m]	5.7	7.5	7.5	7.5	7.8	7.8	7.6						





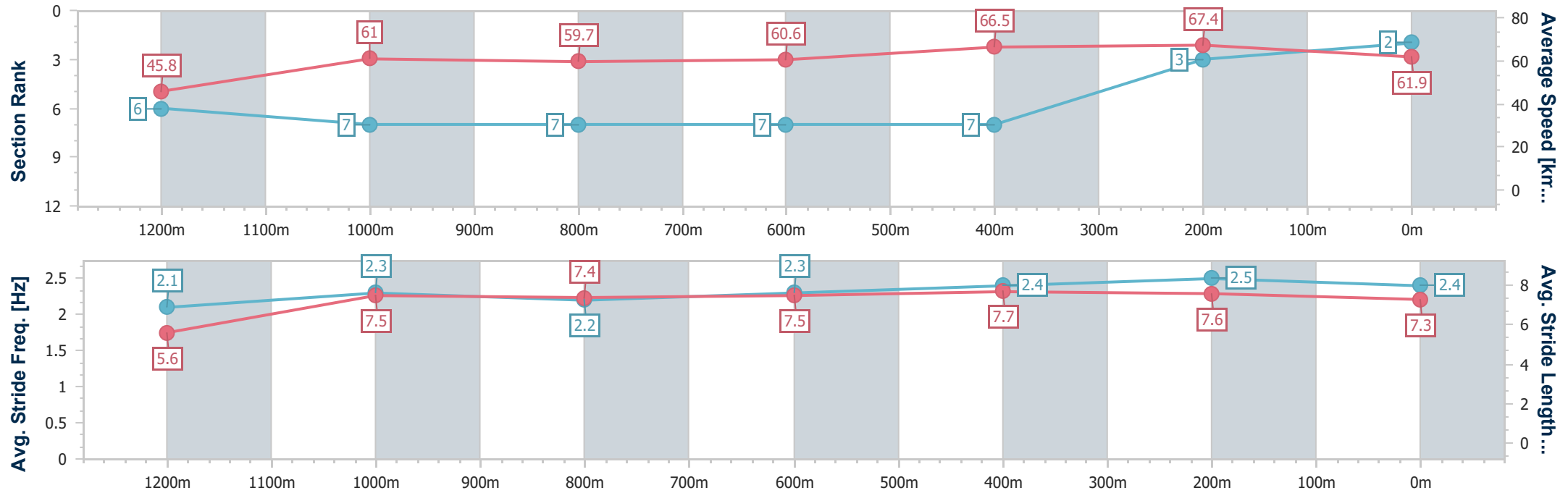
Horse/Jockey Name	Treasurer
Final Rank	2
Fastest Section Time (Section)	0:07.88 (Overall)
Top Speed [km/h] (Section)	68.4 (400m)
Race State	Finished



RockhamptonProfessional
Race 6: DIAGEO PTY LTD Class 3 Handicap - 1300m
22 May 2025 - 16:11
Track Rating: Soft 5, Weather: Fine, Rail Position: +4.5m Entire



Section	Overall	1200m	1000m	800m	600m	400m	200m						
Section Times	1:17.05 [2] (0:07.88)	1:09.17 [6] (0:11.81)	0:57.36 [7] (0:12.04)	0:45.32 [7] (0:12.06)	0:33.26 [7] (0:10.85)	0:22.41 [7] (0:10.67)	0:11.74 [3]						
Average Speed [km/h]	45.8	61.0	59.7	60.6	66.5	67.4	61.9						
Top Speed [km/h]	59.2	62.2	62.0	63.5	67.9	68.4	65.8						
Avg. Dist. to Rail [m]	2.6	0.4	0.5	1.9	2.6	2.9	4.4						
Avg. Stride Freq. [Hz]	2.1	2.3	2.2	2.3	2.4	2.5	2.4						
Avg. Stride Length [m]	5.6	7.5	7.4	7.5	7.7	7.6	7.3						





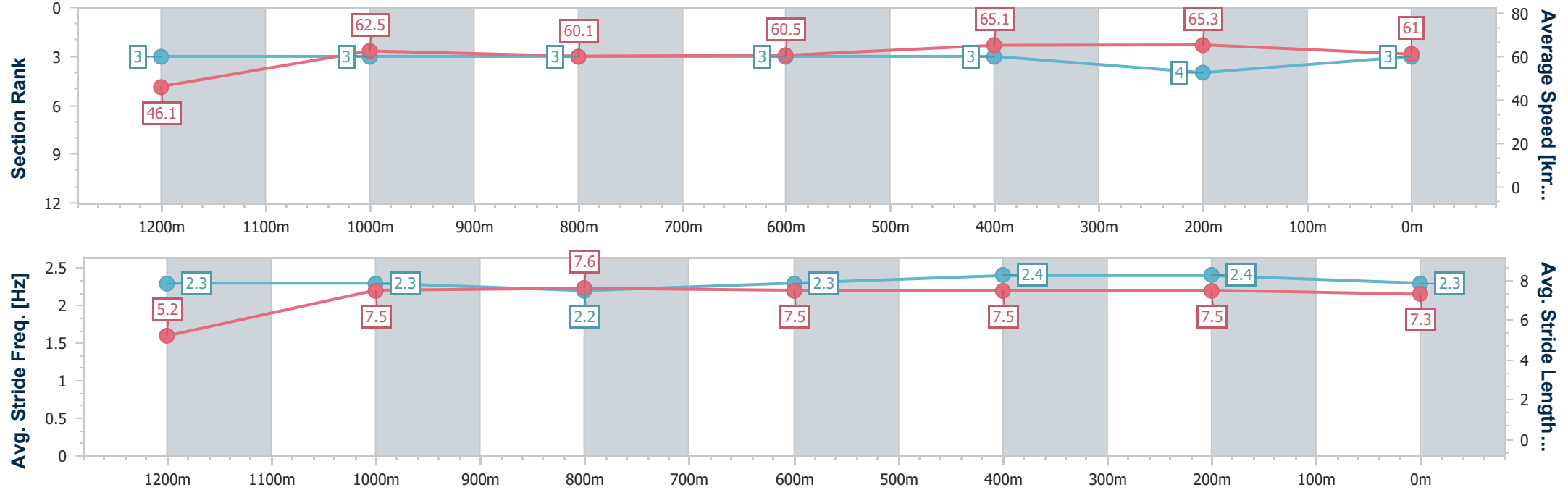
Horse/Jockey Name	El Of A Senorita
Final Rank	3
Fastest Section Time (Section)	0:07.81 (Overall)
Top Speed [km/h] (Section)	67.5 (600m)
Race State	Finished



RockhamptonProfessional
Race 6: DIAGEO PTY LTD Class 3 Handicap - 1300m
22 May 2025 - 16:11
Track Rating: Soft 5, Weather: Fine, Rail Position: +4.5m Entire



Section	Overall	1200m	1000m	800m	600m	400m	200m						
Section Times	1:17.30 [3] (0:07.81)	1:09.49 [3] (0:11.54)	0:57.95 [3] (0:11.93)	0:46.02 [3] (0:12.00)	0:34.02 [3] (0:11.08)	0:22.94 [3] (0:11.03)	0:11.91 [4] (0:11.91)						
Average Speed [km/h]	46.1	62.5	60.1	60.5	65.1	65.3	61.0						
Top Speed [km/h]	61.1	64.2	61.9	62.2	67.5	66.6	64.0						
Avg. Dist. to Rail [m]	4.3	0.6	0.3	1.2	3.3	4.6	6.3						
Avg. Stride Freq. [Hz]	2.3	2.3	2.2	2.3	2.4	2.4	2.3						
Avg. Stride Length [m]	5.2	7.5	7.6	7.5	7.5	7.5	7.3						





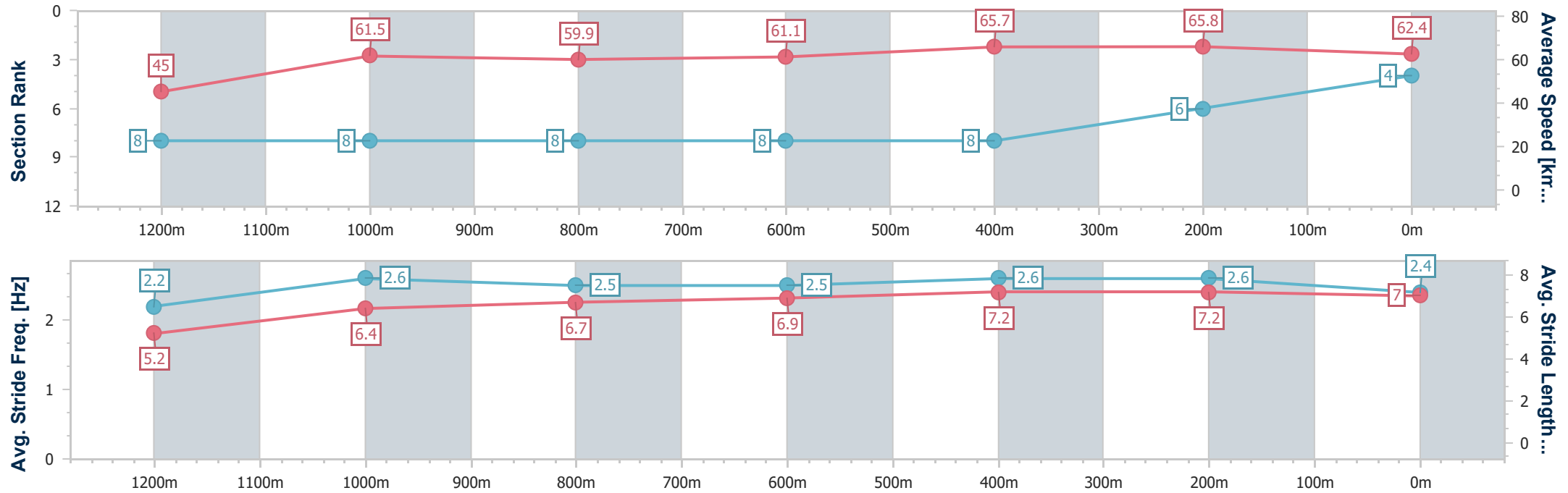
Horse/Jockey Name	Itza Motza
Final Rank	4
Fastest Section Time (Section)	0:08.05 (Overall)
Top Speed [km/h] (Section)	67.7 (400m)
Race State	Finished



RockhamptonProfessional
Race 6: DIAGEO PTY LTD Class 3 Handicap - 1300m
22 May 2025 - 16:11
Track Rating: Soft 5, Weather: Fine, Rail Position: +4.5m Entire



Section	Overall	1200m	1000m	800m	600m	400m	200m						
Section Times	1:17.35 [4] (0:08.05)	1:09.30 [8] (0:11.73)	0:57.57 [8] (0:12.06)	0:45.51 [8] (0:11.97)	0:33.54 [8] (0:10.97)	0:22.57 [8] (0:10.94)	0:11.63 [6]						
Average Speed [km/h]	45.0	61.5	59.9	61.1	65.7	65.8	62.4						
Top Speed [km/h]	60.1	62.8	62.3	63.5	67.2	67.7	64.8						
Avg. Dist. to Rail [m]	7.8	1.5	0.6	1.9	5.5	8.0	8.3						
Avg. Stride Freq. [Hz]	2.2	2.6	2.5	2.5	2.6	2.6	2.4						
Avg. Stride Length [m]	5.2	6.4	6.7	6.9	7.2	7.2	7.0						





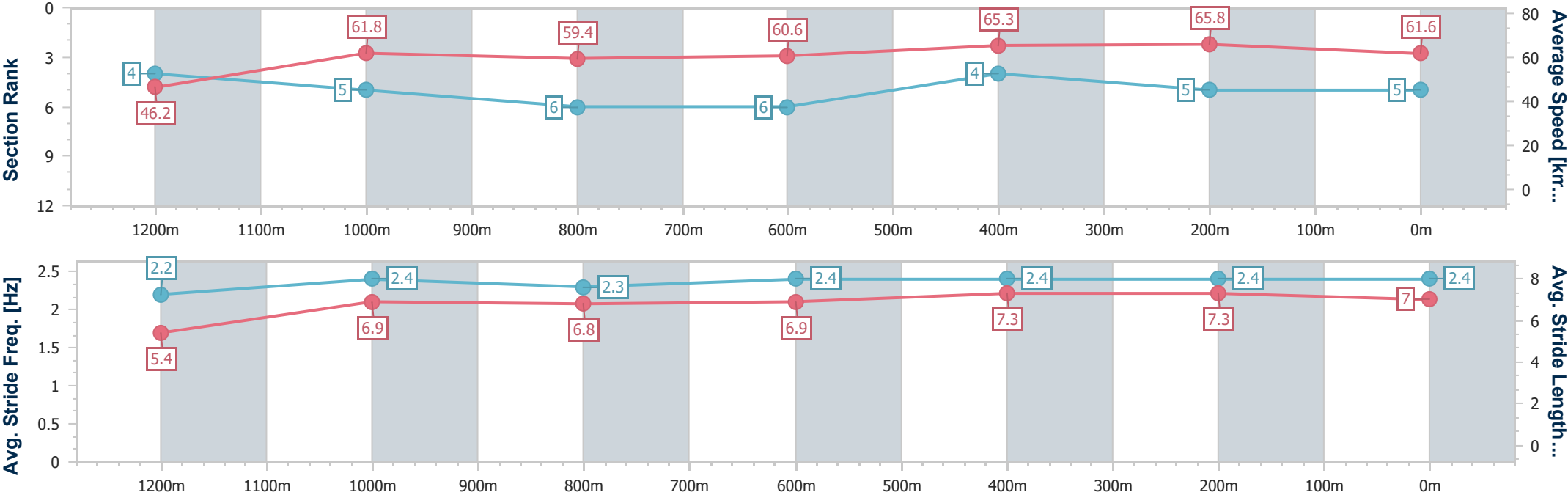
Horse/Jockey Name	Per Capita
Final Rank	5
Fastest Section Time (Section)	0:07.84 (Overall)
Top Speed [km/h] (Section)	67.3 (600m)
Race State	Finished



RockhamptonProfessional
Race 6: DIAGEO PTY LTD Class 3 Handicap - 1300m
22 May 2025 - 16:11
Track Rating: Soft 5, Weather: Fine, Rail Position: +4.5m Entire



Section	Overall	1200m	1000m	800m	600m	400m	200m						
Section Times	1:17.35 [5] (0:07.84)	1:09.51 [4] (0:11.62)	0:57.89 [5] (0:12.09)	0:45.80 [6] (0:12.02)	0:33.78 [6] (0:11.04)	0:22.74 [4] (0:10.95)	0:11.79 [5] (0:11.79)						
Average Speed [km/h]	46.2	61.8	59.4	60.6	65.3	65.8	61.6						
Top Speed [km/h]	59.3	63.3	61.3	63.6	67.3	67.0	63.2						
Avg. Dist. to Rail [m]	1.2	0.6	0.7	1.5	3.5	5.6	6.8						
Avg. Stride Freq. [Hz]	2.2	2.4	2.3	2.4	2.4	2.4	2.4						
Avg. Stride Length [m]	5.4	6.9	6.8	6.9	7.3	7.3	7.0						





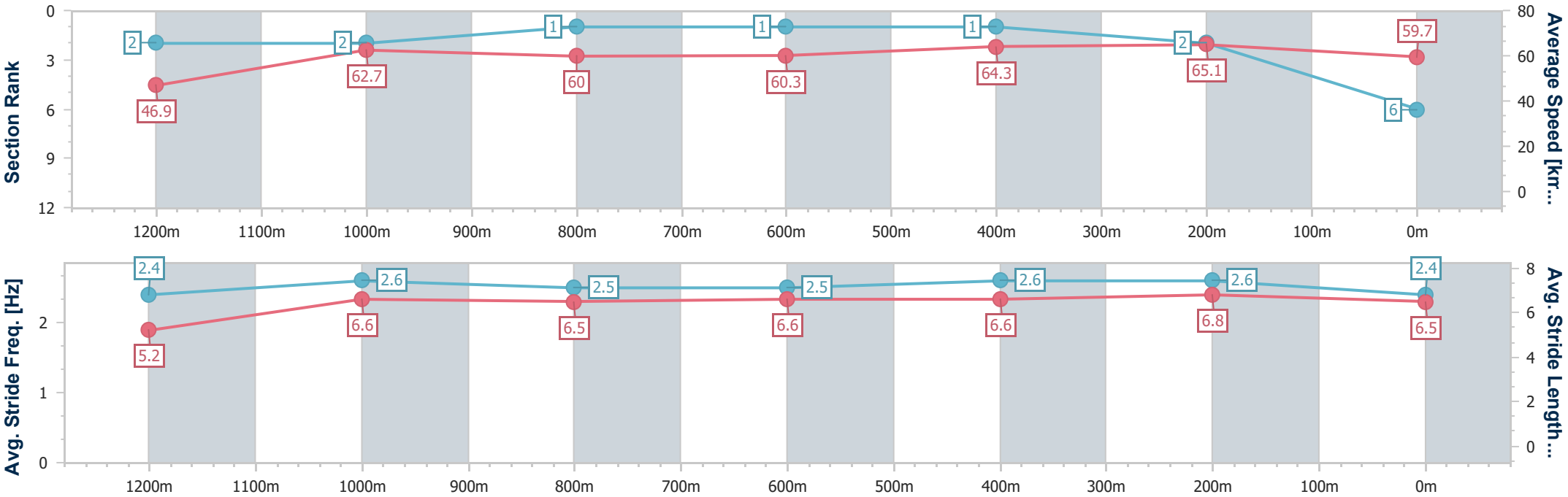
Horse/Jockey Name	Last Ditch Effort
Final Rank	6
Fastest Section Time (Section)	0:07.68 (Overall)
Top Speed [km/h] (Section)	66.2 (600m)
Race State	Finished



RockhamptonProfessional
Race 6: DIAGEO PTY LTD Class 3 Handicap - 1300m
22 May 2025 - 16:11
Track Rating: Soft 5, Weather: Fine, Rail Position: +4.5m Entire



Section	Overall	1200m	1000m	800m	600m	400m	200m						
Section Times	1:17.45 [6] (0:07.68)	1:09.77 [2] (0:11.49)	0:58.28 [2] (0:11.86)	0:46.42 [1] (0:11.98)	0:34.44 [1] (0:11.20)	0:23.24 [1] (0:11.06)	0:12.18 [2] (0:12.18)						
Average Speed [km/h]	46.9	62.7	60.0	60.3	64.3	65.1	59.7						
Top Speed [km/h]	61.3	63.3	62.1	61.9	66.2	66.1	63.0						
Avg. Dist. to Rail [m]	3.9	1.0	1.6	1.0	1.7	1.4	1.7						
Avg. Stride Freq. [Hz]	2.4	2.6	2.5	2.5	2.6	2.6	2.4						
Avg. Stride Length [m]	5.2	6.6	6.5	6.6	6.6	6.8	6.5						





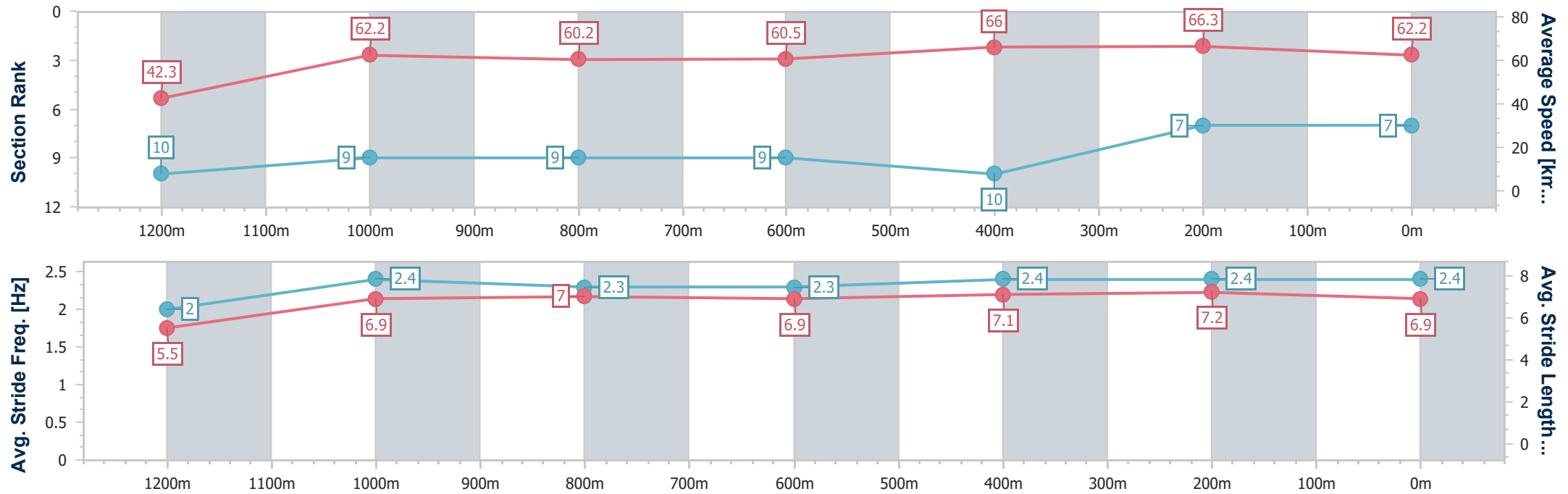
Horse/Jockey Name	Magic Game
Final Rank	7
Fastest Section Time (Section)	0:08.54 (Overall)
Top Speed [km/h] (Section)	67.7 (600m)
Race State	Finished



RockhamptonProfessional
Race 6: DIAGEO PTY LTD Class 3 Handicap - 1300m
22 May 2025 - 16:11
Track Rating: Soft 5, Weather: Fine, Rail Position: +4.5m Entire



Section	Overall	1200m	1000m	800m	600m	400m	200m						
Section Times	1:17.50 [7] (0:08.54)	1:08.96 [10] (0:11.59)	0:57.37 [9] (0:11.91)	0:45.46 [9] (0:12.00)	0:33.46 [9] (0:10.94)	0:22.52 [10] (0:10.86)	0:11.66 [7] (0:11.66)						
Average Speed [km/h]	42.3	62.2	60.2	60.5	66.0	66.3	62.2						
Top Speed [km/h]	57.5	63.4	62.5	63.5	67.7	67.7	64.7						
Avg. Dist. to Rail [m]	7.9	0.8	0.6	1.3	2.4	2.4	2.9						
Avg. Stride Freq. [Hz]	2.0	2.4	2.3	2.3	2.4	2.4	2.4						
Avg. Stride Length [m]	5.5	6.9	7.0	6.9	7.1	7.2	6.9						





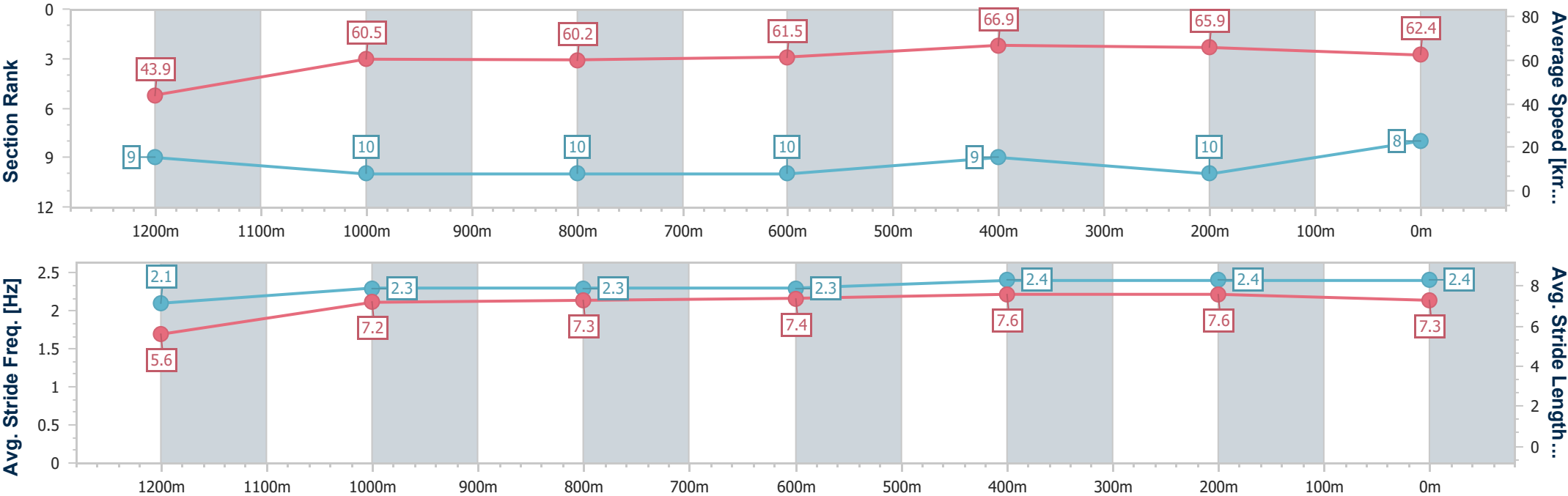
Horse/Jockey Name	Loose Unit
Final Rank	8
Fastest Section Time (Section)	0:08.25 (Overall)
Top Speed [km/h] (Section)	68.5 (600m)
Race State	Finished



RockhamptonProfessional
Race 6: DIAGEO PTY LTD Class 3 Handicap - 1300m
22 May 2025 - 16:11
Track Rating: Soft 5, Weather: Fine, Rail Position: +4.5m Entire



Section	Overall	1200m	1000m	800m	600m	400m	200m						
Section Times	1:17.55 [8] (0:08.25)	1:09.30 [9] (0:11.90)	0:57.40 [10] (0:12.04)	0:45.36 [10] (0:12.01)	0:33.35 [10] (0:10.77)	0:22.58 [9] (0:10.93)	0:11.65 [10] (0:11.65)						
Average Speed [km/h]	43.9	60.5	60.2	61.5	66.9	65.9	62.4						
Top Speed [km/h]	58.7	62.9	62.6	64.8	68.5	67.7	65.5						
Avg. Dist. to Rail [m]	7.7	0.6	0.8	3.0	4.1	3.7	3.4						
Avg. Stride Freq. [Hz]	2.1	2.3	2.3	2.3	2.4	2.4	2.4						
Avg. Stride Length [m]	5.6	7.2	7.3	7.4	7.6	7.6	7.3						





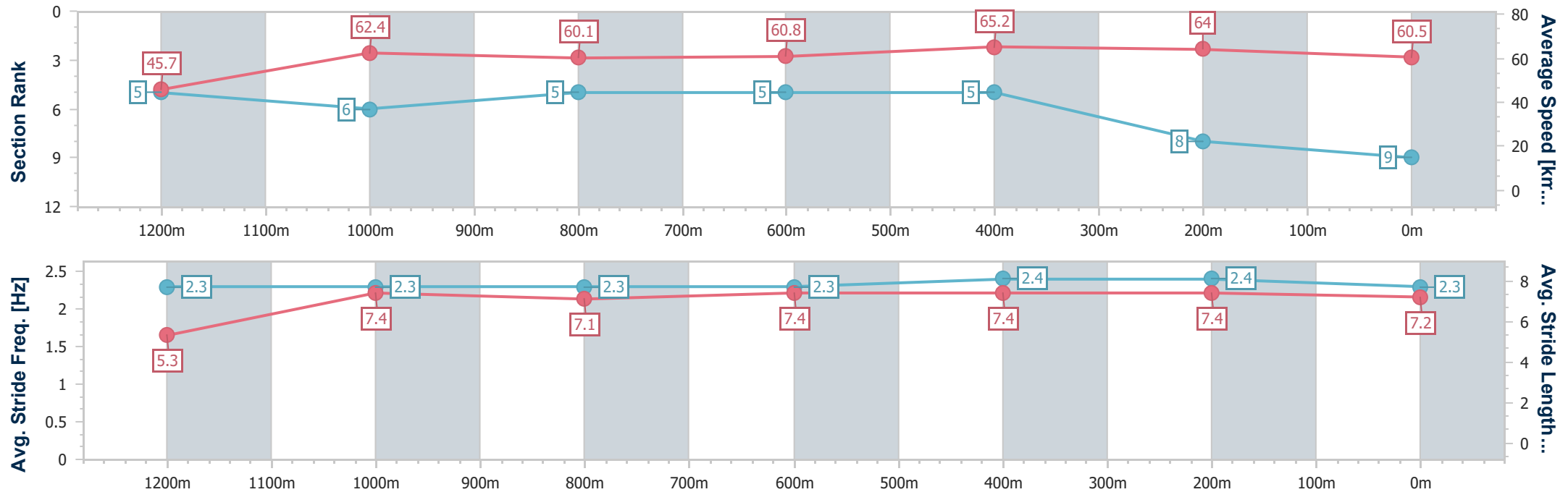
Horse/Jockey Name	General Hippo
Final Rank	9
Fastest Section Time (Section)	0:07.88 (Overall)
Top Speed [km/h] (Section)	66.5 (600m)
Race State	Finished



RockhamptonProfessional
Race 6: DIAGEO PTY LTD Class 3 Handicap - 1300m
22 May 2025 - 16:11
Track Rating: Soft 5, Weather: Fine, Rail Position: +4.5m Entire



Section	Overall	1200m	1000m	800m	600m	400m	200m						
Section Times	1:17.88 [9] (0:07.88)	1:10.00 [5] (0:11.59)	0:58.41 [6] (0:12.02)	0:46.39 [5] (0:12.07)	0:34.32 [5] (0:11.06)	0:23.26 [5] (0:11.25)	0:12.01 [8] (0:12.01)						
Average Speed [km/h]	45.7	62.4	60.1	60.8	65.2	64.0	60.5						
Top Speed [km/h]	61.1	63.6	61.7	63.7	66.5	66.0	62.4						
Avg. Dist. to Rail [m]	5.1	1.9	0.6	2.6	4.9	6.4	7.1						
Avg. Stride Freq. [Hz]	2.3	2.3	2.3	2.3	2.4	2.4	2.3						
Avg. Stride Length [m]	5.3	7.4	7.1	7.4	7.4	7.4	7.2						





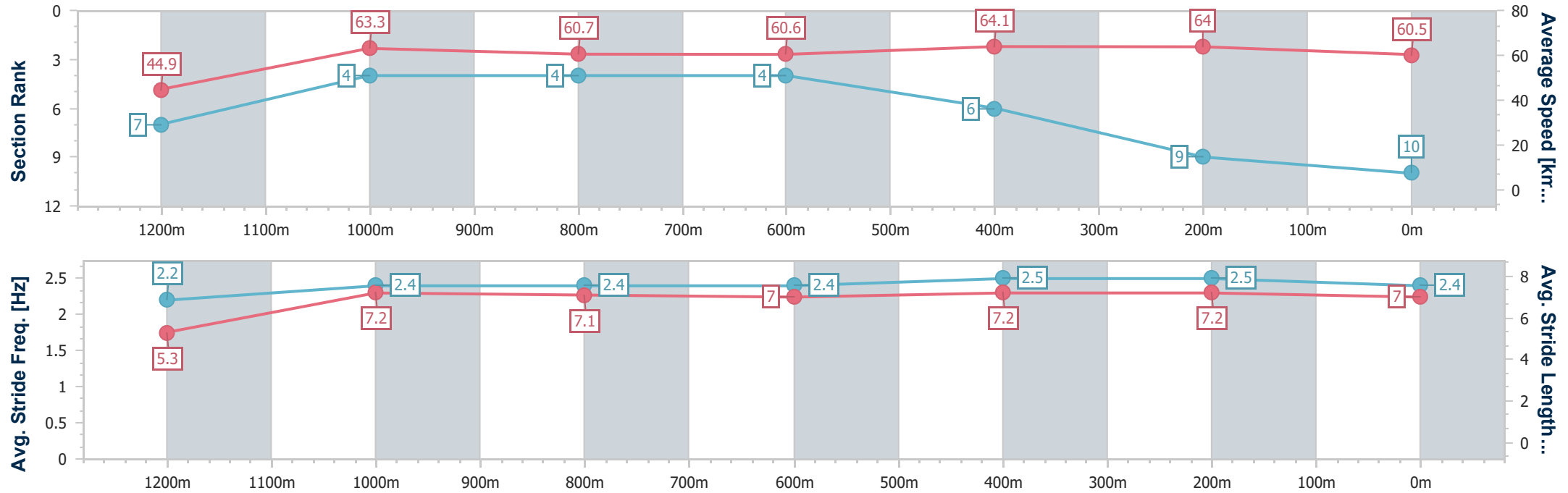
Horse/Jockey Name	Me Time
Final Rank	10
Fastest Section Time (Section)	0:08.02 (Overall)
Top Speed [km/h] (Section)	65.5 (600m)
Race State	Finished



RockhamptonProfessional
Race 6: DIAGEO PTY LTD Class 3 Handicap - 1300m
22 May 2025 - 16:11
Track Rating: Soft 5, Weather: Fine, Rail Position: +4.5m Entire



Section	Overall	1200m	1000m	800m	600m	400m	200m						
Section Times	1:17.89 [10] (0:08.02)	1:09.87 [7] (0:11.40)	0:58.47 [4] (0:11.88)	0:46.59 [4] (0:12.08)	0:34.51 [4] (0:11.25)	0:23.26 [6] (0:11.25)	0:12.01 [9]						
Average Speed [km/h]	44.9	63.3	60.7	60.6	64.1	64.0	60.5						
Top Speed [km/h]	60.0	64.6	63.3	62.7	65.5	65.5	62.5						
Avg. Dist. to Rail [m]	5.5	1.0	0.4	1.9	4.4	6.1	6.0						
Avg. Stride Freq. [Hz]	2.2	2.4	2.4	2.4	2.5	2.5	2.4						
Avg. Stride Length [m]	5.3	7.2	7.1	7.0	7.2	7.2	7.0						





Rockhampton Professional
Race 7: WINDSCREEN AMBULANCE RATINGS BAND 0 - 55 Handicap -
1050m
22 May 2025 - 16:51



Track Rating: Soft 5, Weather: Fine, Rail Position: +4.5m Entire

Section						Overall	1000m	800m	600m	400m	200m	Last 600m		
Field Times						1:00.21 (0:04.25)	0:55.96 (0:11.04)	0:44.92 (0:11.05)	0:33.87 (0:10.81)	0:23.06 (0:11.11)	0:11.95 (0:11.95)	0:33.87		
Rank	TAB	Horse/Jockey	Barrier	Top Speed [km/h]	Fastest Section							Margin	Distance Travelled [m]	
1	9	BULL DIMPLE RUM	6	68.3	0:04.52	1:00.21 [1]	0:55.69 [7]	0:44.30 [8]	0:33.49 [7]	0:22.73 [7]	0:11.70 [2]	1:00.21	0:33.49	
		Nathan Thomas		800m	Overall	(0:04.52)	(0:11.39)	(0:10.81)	(0:10.76)	(0:11.03)	(0:11.70)			
2	6	TAHKIAN BUBBLES	3	68.1	0:04.54	1:00.24 [2]	0:55.70 [8]	0:44.50 [7]	0:33.52 [6]	0:22.73 [8]	0:11.70 [3]	0.19L	0:33.52	+1
		Amy Graham		600m	Overall	(0:04.54)	(0:11.20)	(0:10.98)	(0:10.79)	(0:11.03)	(0:11.70)			
3	7	HEY JEALOUSY	4	68.4	0:04.29	1:00.34 [3]	0:56.05 [3]	0:44.97 [2]	0:33.90 [2]	0:23.19 [1]	0:12.08 [1]	0.8L	0:33.90	+0
		Sean Cormack		600m	Overall	(0:04.29)	(0:11.08)	(0:11.07)	(0:10.71)	(0:11.11)	(0:12.08)			
4	13	MY ONE	1	68.2	0:04.42	1:00.90 [4]	0:56.48 [6]	0:45.29 [6]	0:34.37 [4]	0:23.44 [5]	0:12.27 [5]	4.08L	0:34.37	-2
		Nikki Olzard		800m	Overall	(0:04.42)	(0:11.19)	(0:10.92)	(0:10.93)	(0:11.17)	(0:12.27)			
5	5	SPRING VALLEY	5	69.3	0:04.66	1:00.93 [5]	0:56.27 [9]	0:44.73 [9]	0:33.76 [9]	0:23.15 [9]	0:12.16 [7]	4.24L	0:33.76	+0
		Ashley Butler		600m	Overall	(0:04.66)	(0:11.54)	(0:10.97)	(0:10.61)	(0:10.99)	(0:12.16)			
6	1	GILBERT'S GOLD	9	67.3	0:04.29	1:01.21 [6]	0:56.92 [4]	0:45.74 [3]	0:34.73 [3]	0:23.85 [4]	0:12.47 [6]	5.9L	0:34.73	+0
		Jai Williams		600m	Overall	(0:04.29)	(0:11.18)	(0:11.01)	(0:10.88)	(0:11.38)	(0:12.47)			
7	12	LOVE MY LOUIS	2	68.2	0:04.25	1:01.31 [7]	0:57.06 [1]	0:46.02 [1]	0:34.97 [1]	0:24.09 [2]	0:12.73 [4]	6.51L	0:34.97	-3
		Leah Martyn		800m	Overall	(0:04.25)	(0:11.04)	(0:11.05)	(0:10.88)	(0:11.36)	(0:12.73)			
8	3	QUARTERSHARE	10	69.3	0:04.29	1:01.61 [8]	0:57.32 [2]	0:46.09 [4]	0:35.07 [5]	0:24.29 [3]	0:12.80 [8]	8.27L	0:35.07	+6
		Michael Murphy		800m	Overall	(0:04.29)	(0:11.23)	(0:11.02)	(0:10.78)	(0:11.49)	(0:12.80)			
9	10	KING ALE	8	68.3	0:04.37	1:01.68 [9]	0:57.31 [5]	0:46.09 [5]	0:34.93 [8]	0:24.21 [6]	0:12.74 [9]	8.68L	0:34.93	+6
		Tasha Chambers		600m	Overall	(0:04.37)	(0:11.22)	(0:11.16)	(0:10.72)	(0:11.47)	(0:12.74)			

Scratched: Outwitted (#2), Crafty Goddess (#11), Silverado Miss (#8), Snazzy Snitzel (#4)



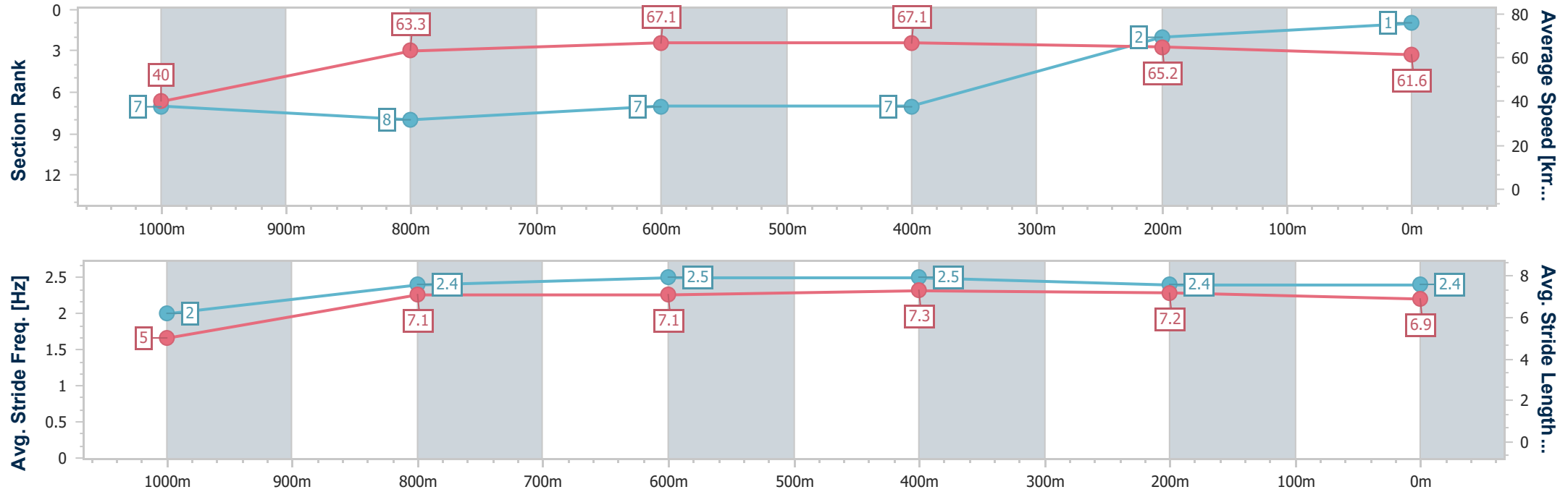
Horse/Jockey Name	Bull Dimple Rum
Final Rank	1
Fastest Section Time (Section)	0:04.52 (Overall)
Top Speed [km/h] (Section)	68.3 (800m)
Race State	Finished



RockhamptonProfessional
Race 7: WINDSCREEN AMBULANCE RATINGS BAND 0 - 55
Handicap - 1050m
22 May 2025 - 16:51
Track Rating: Soft 5, Weather: Fine, Rail Position: +4.5m Entire



Section	Overall	1000m	800m	600m	400m	200m								
Section Times	1:00.21 [1] (0:04.52)	0:55.69 [7] (0:11.39)	0:44.30 [8] (0:10.81)	0:33.49 [7] (0:10.76)	0:22.73 [7] (0:11.03)	0:11.70 [2] (0:11.70)								
Average Speed [km/h]	40.0	63.3	67.1	67.1	65.2	61.6								
Top Speed [km/h]	54.9	67.3	68.3	68.1	67.6	63.5								
Avg. Dist. to Rail [m]	5.1	0.7	1.2	3.1	6.2	6.7								
Avg. Stride Freq. [Hz]	2.0	2.4	2.5	2.5	2.4	2.4								
Avg. Stride Length [m]	5.0	7.1	7.1	7.3	7.2	6.9								





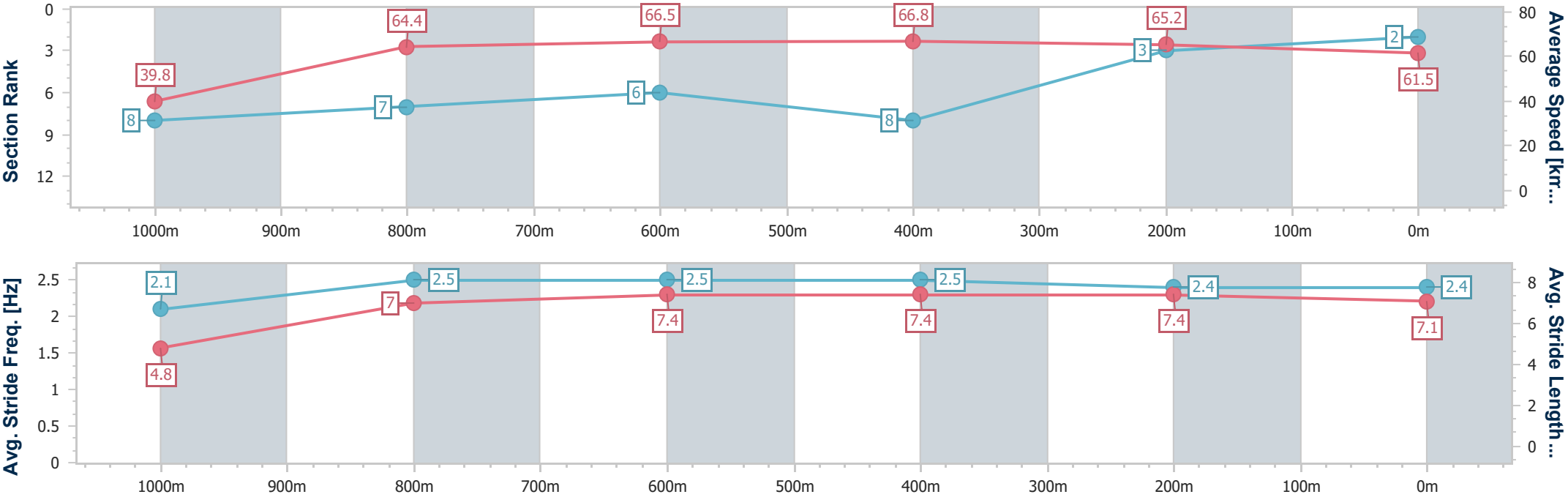
Horse/Jockey Name	Tahkian Bubbles
Final Rank	2
Fastest Section Time (Section)	0:04.54 (Overall)
Top Speed [km/h] (Section)	68.1 (600m)
Race State	Finished



RockhamptonProfessional
Race 7: WINDSCREEN AMBULANCE RATINGS BAND 0 - 55
Handicap - 1050m
22 May 2025 - 16:51
Track Rating: Soft 5, Weather: Fine, Rail Position: +4.5m Entire



Section	Overall	1000m	800m	600m	400m	200m								
Section Times	1:00.24 [2] (0:04.54)	0:55.70 [8] (0:11.20)	0:44.50 [7] (0:10.98)	0:33.52 [6] (0:10.79)	0:22.73 [8] (0:11.03)	0:11.70 [3] (0:11.70)								
Average Speed [km/h]	39.8	64.4	66.5	66.8	65.2	61.5								
Top Speed [km/h]	55.4	67.4	67.5	68.1	66.7	64.3								
Avg. Dist. to Rail [m]	2.2	0.7	2.0	3.4	5.2	5.6								
Avg. Stride Freq. [Hz]	2.1	2.5	2.5	2.5	2.4	2.4								
Avg. Stride Length [m]	4.8	7.0	7.4	7.4	7.4	7.1								





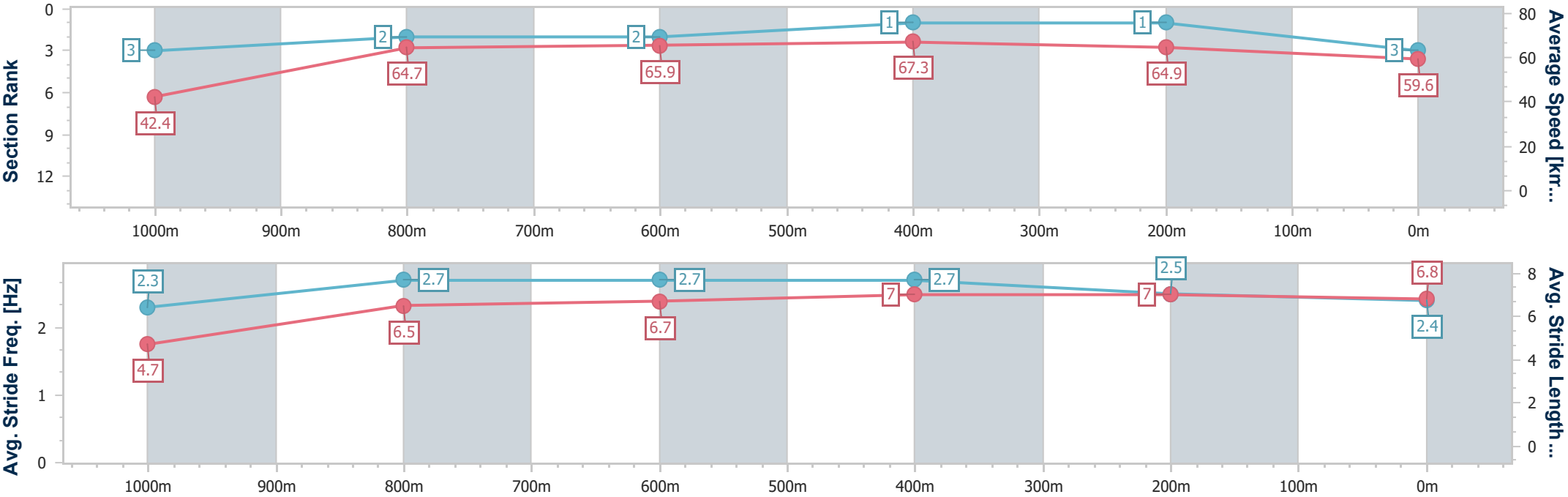
Horse/Jockey Name	Hey Jealousy
Final Rank	3
Fastest Section Time (Section)	0:04.29 (Overall)
Top Speed [km/h] (Section)	68.4 (600m)
Race State	Finished



RockhamptonProfessional
Race 7: WINDSCREEN AMBULANCE RATINGS BAND 0 - 55
Handicap - 1050m
22 May 2025 - 16:51
Track Rating: Soft 5, Weather: Fine, Rail Position: +4.5m Entire



Section	Overall	1000m	800m	600m	400m	200m								
Section Times	1:00.34 [3] (0:04.29)	0:56.05 [3] (0:11.08)	0:44.97 [2] (0:11.07)	0:33.90 [2] (0:10.71)	0:23.19 [1] (0:11.11)	0:12.08 [1] (0:12.08)								
Average Speed [km/h]	42.4	64.7	65.9	67.3	64.9	59.6								
Top Speed [km/h]	57.5	67.1	66.6	68.4	66.7	62.3								
Avg. Dist. to Rail [m]	3.4	0.6	1.7	2.2	2.4	2.5								
Avg. Stride Freq. [Hz]	2.3	2.7	2.7	2.7	2.5	2.4								
Avg. Stride Length [m]	4.7	6.5	6.7	7.0	7.0	6.8								





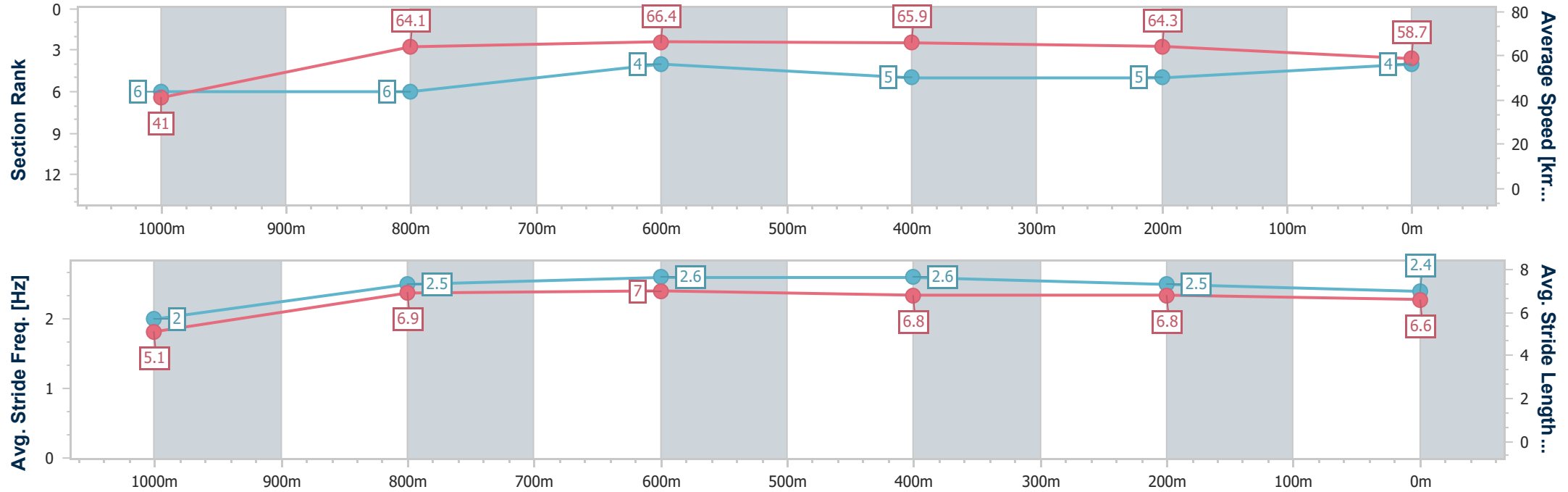
Horse/Jockey Name	My One
Final Rank	4
Fastest Section Time (Section)	0:04.42 (Overall)
Top Speed [km/h] (Section)	68.2 (800m)
Race State	Finished



RockhamptonProfessional
Race 7: WINDSCREEN AMBULANCE RATINGS BAND 0 - 55
Handicap - 1050m
22 May 2025 - 16:51
Track Rating: Soft 5, Weather: Fine, Rail Position: +4.5m Entire



Section	Overall	1000m	800m	600m	400m	200m								
Section Times	1:00.90 [4] (0:04.42)	0:56.48 [6] (0:11.19)	0:45.29 [6] (0:10.92)	0:34.37 [4] (0:10.93)	0:23.44 [5] (0:11.17)	0:12.27 [5] (0:12.27)								
Average Speed [km/h]	41.0	64.1	66.4	65.9	64.3	58.7								
Top Speed [km/h]	55.3	68.0	68.2	66.7	66.0	61.9								
Avg. Dist. to Rail [m]	0.9	0.8	1.0	1.8	2.9	4.5								
Avg. Stride Freq. [Hz]	2.0	2.5	2.6	2.6	2.5	2.4								
Avg. Stride Length [m]	5.1	6.9	7.0	6.8	6.8	6.6								





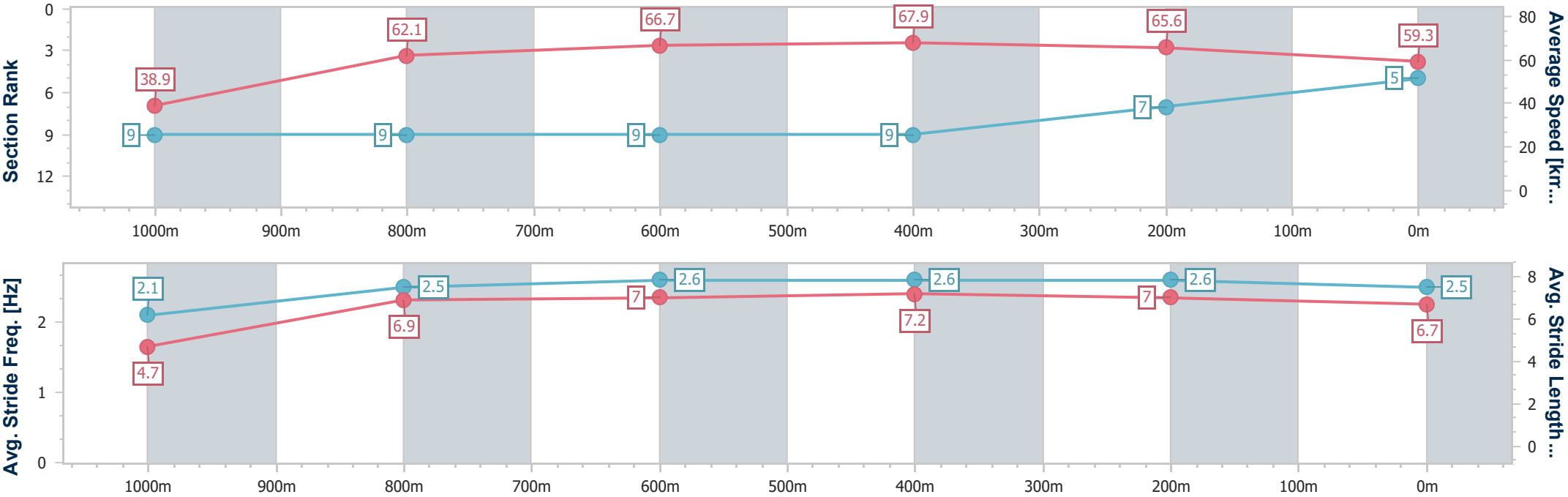
Horse/Jockey Name	Spring Valley
Final Rank	5
Fastest Section Time (Section)	0:04.66 (Overall)
Top Speed [km/h] (Section)	69.3 (600m)
Race State	Finished



RockhamptonProfessional
Race 7: WINDSCREEN AMBULANCE RATINGS BAND 0 - 55
Handicap - 1050m
22 May 2025 - 16:51
Track Rating: Soft 5, Weather: Fine, Rail Position: +4.5m Entire



Section	Overall	1000m	800m	600m	400m	200m								
Section Times	1:00.93 [5] (0:04.66)	0:56.27 [9] (0:11.54)	0:44.73 [9] (0:10.97)	0:33.76 [9] (0:10.61)	0:23.15 [9] (0:10.99)	0:12.16 [7] (0:12.16)								
Average Speed [km/h]	38.9	62.1	66.7	67.9	65.6	59.3								
Top Speed [km/h]	52.1	65.7	68.2	69.3	68.7	63.0								
Avg. Dist. to Rail [m]	3.9	1.0	2.1	4.4	8.8	9.4								
Avg. Stride Freq. [Hz]	2.1	2.5	2.6	2.6	2.6	2.5								
Avg. Stride Length [m]	4.7	6.9	7.0	7.2	7.0	6.7								





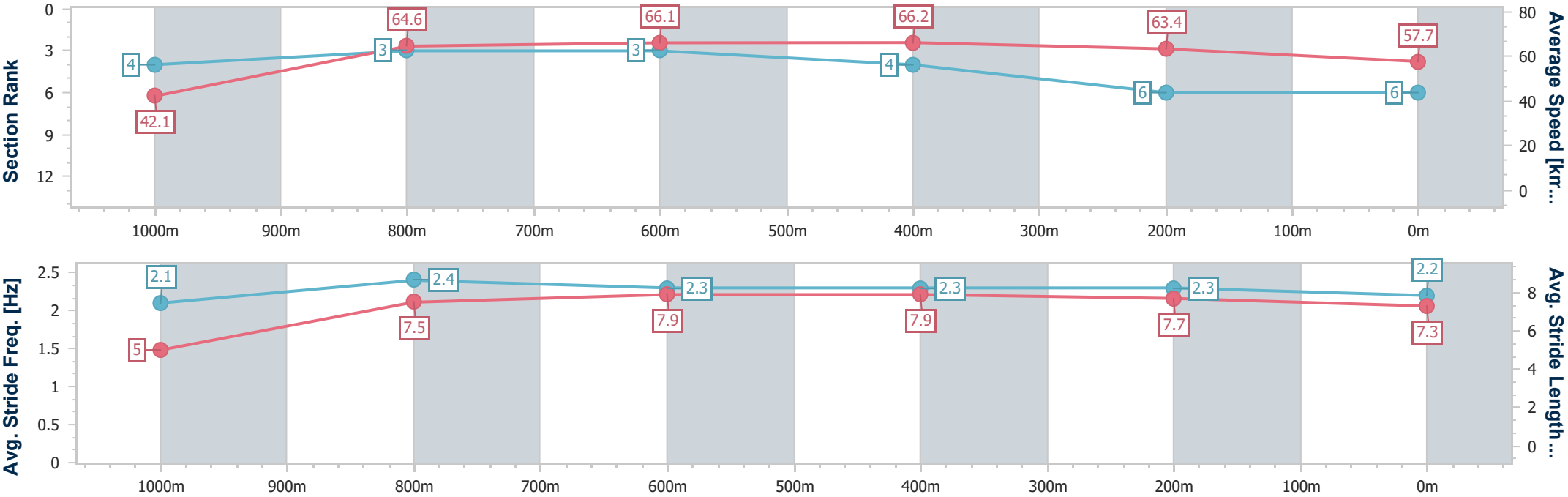
Horse/Jockey Name	Gilbert's Gold
Final Rank	6
Fastest Section Time (Section)	0:04.29 (Overall)
Top Speed [km/h] (Section)	67.3 (600m)
Race State	Finished



RockhamptonProfessional
Race 7: WINDSCREEN AMBULANCE RATINGS BAND 0 - 55
Handicap - 1050m
22 May 2025 - 16:51
Track Rating: Soft 5, Weather: Fine, Rail Position: +4.5m Entire



Section	Overall	1000m	800m	600m	400m	200m							
Section Times	1:01.21 [6] (0:04.29)	0:56.92 [4] (0:11.18)	0:45.74 [3] (0:11.01)	0:34.73 [3] (0:10.88)	0:23.85 [4] (0:11.38)	0:12.47 [6] (0:12.47)							
Average Speed [km/h]	42.1	64.6	66.1	66.2	63.4	57.7							
Top Speed [km/h]	56.6	66.6	67.1	67.3	66.2	61.1							
Avg. Dist. to Rail [m]	7.0	1.6	1.4	2.4	4.7	6.1							
Avg. Stride Freq. [Hz]	2.1	2.4	2.3	2.3	2.3	2.2							
Avg. Stride Length [m]	5.0	7.5	7.9	7.9	7.7	7.3							





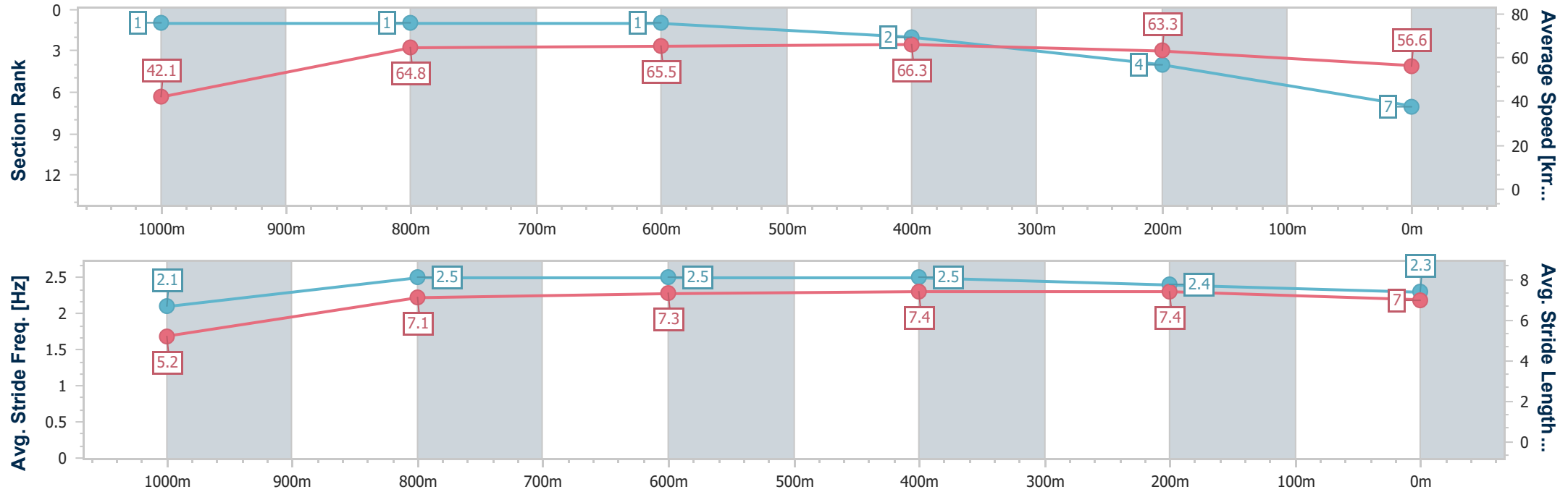
Horse/Jockey Name	Love My Louis
Final Rank	7
Fastest Section Time (Section)	0:04.25 (Overall)
Top Speed [km/h] (Section)	68.2 (800m)
Race State	Finished



RockhamptonProfessional
Race 7: WINDSCREEN AMBULANCE RATINGS BAND 0 - 55
Handicap - 1050m
22 May 2025 - 16:51
Track Rating: Soft 5, Weather: Fine, Rail Position: +4.5m Entire



Section	Overall	1000m	800m	600m	400m	200m								
Section Times	1:01.31 [7] (0:04.25)	0:57.06 [1] (0:11.04)	0:46.02 [1] (0:11.05)	0:34.97 [1] (0:10.88)	0:24.09 [2] (0:11.36)	0:12.73 [4] (0:12.73)								
Average Speed [km/h]	42.1	64.8	65.5	66.3	63.3	56.6								
Top Speed [km/h]	56.2	66.9	68.2	67.1	66.6	60.0								
Avg. Dist. to Rail [m]	1.9	1.0	1.3	1.9	2.5	2.2								
Avg. Stride Freq. [Hz]	2.1	2.5	2.5	2.5	2.4	2.3								
Avg. Stride Length [m]	5.2	7.1	7.3	7.4	7.4	7.0								





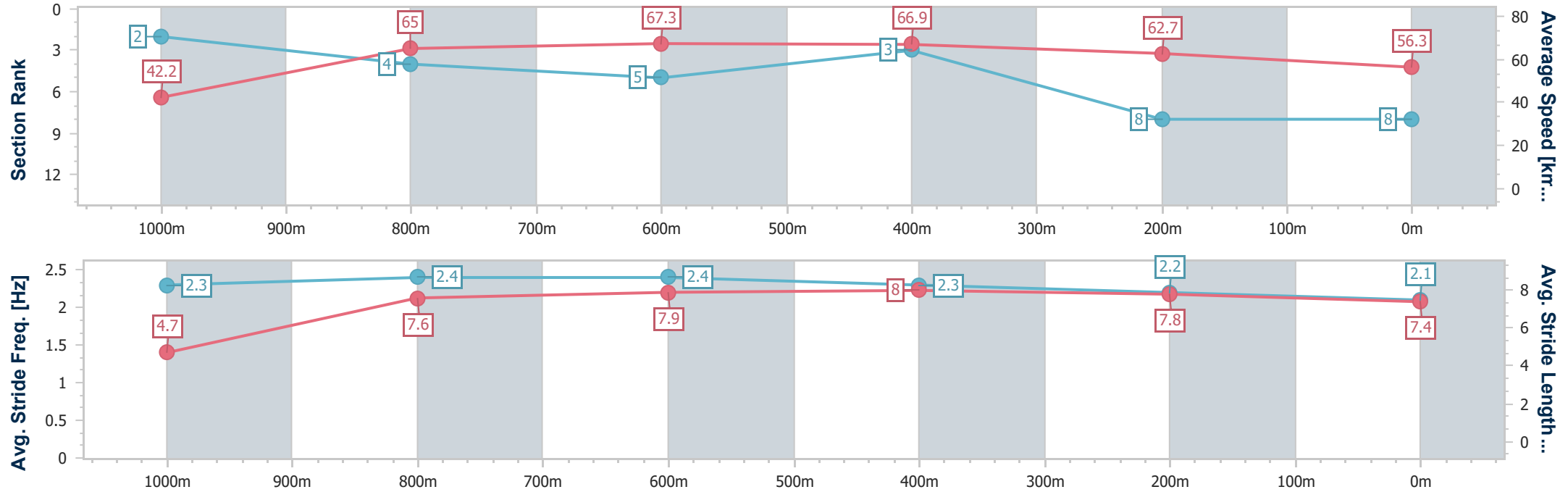
Horse/Jockey Name	Quartershare
Final Rank	8
Fastest Section Time (Section)	0:04.29 (Overall)
Top Speed [km/h] (Section)	69.3 (800m)
Race State	Finished



RockhamptonProfessional
Race 7: WINDSCREEN AMBULANCE RATINGS BAND 0 - 55
Handicap - 1050m
22 May 2025 - 16:51
Track Rating: Soft 5, Weather: Fine, Rail Position: +4.5m Entire



Section	Overall	1000m	800m	600m	400m	200m								
Section Times	1:01.61 [8] (0:04.29)	0:57.32 [2] (0:11.23)	0:46.09 [4] (0:11.02)	0:35.07 [5] (0:10.78)	0:24.29 [3] (0:11.49)	0:12.80 [8] (0:12.80)								
Average Speed [km/h]	42.2	65.0	67.3	66.9	62.7	56.3								
Top Speed [km/h]	57.1	67.1	69.3	68.0	65.4	60.2								
Avg. Dist. to Rail [m]	8.9	3.3	3.5	4.2	5.7	7.7								
Avg. Stride Freq. [Hz]	2.3	2.4	2.4	2.3	2.2	2.1								
Avg. Stride Length [m]	4.7	7.6	7.9	8.0	7.8	7.4								





Horse/Jockey Name	King Ale
Final Rank	9
Fastest Section Time (Section)	0:04.37 (Overall)
Top Speed [km/h] (Section)	68.3 (600m)
Race State	Finished



RockhamptonProfessional
Race 7: WINDSCREEN AMBULANCE RATINGS BAND 0 - 55
Handicap - 1050m
22 May 2025 - 16:51
Track Rating: Soft 5, Weather: Fine, Rail Position: +4.5m Entire



Section	Overall	1000m	800m	600m	400m	200m								
Section Times	1:01.68 [9] (0:04.37)	0:57.31 [5] (0:11.22)	0:46.09 [5] (0:11.16)	0:34.93 [8] (0:10.72)	0:24.21 [6] (0:11.47)	0:12.74 [9] (0:12.74)								
Average Speed [km/h]	41.5	64.6	66.6	67.4	62.7	56.6								
Top Speed [km/h]	55.8	67.6	67.4	68.3	66.7	60.1								
Avg. Dist. to Rail [m]	6.1	1.5	4.1	5.8	9.0	10.4								
Avg. Stride Freq. [Hz]	2.2	2.4	2.5	2.5	2.4	2.3								
Avg. Stride Length [m]	4.8	7.3	7.4	7.6	7.2	6.9								

