



Rockhampton Professional
Race 1: TAB QTIS Two-Year-Old Handicap - 1050m
30 May 2025 - 10:11



Track Rating: Heavy 9, Weather: Raining, Rail Position: +6.5m Entire

Section						Overall	1000m	800m	600m	400m	200m	Last 600m		
Field Times						1:02.63 (0:04.30)	0:58.33 (0:11.49)	0:46.84 (0:11.75)	0:35.09 (0:11.60)	0:23.49 (0:11.45)	0:12.04 (0:12.04)	0:35.09		
Rank	TAB	Horse/Jockey	Barrier	Top Speed [km/h]	Fastest Section							Margin	Distance Travelled [m]	
1	4	TINKERBELLA	5	64.4	0:04.30	1:02.63 [1]	0:58.33 [1]	0:46.84 [1]	0:35.09 [1]	0:23.49 [1]	0:12.04 [1]	1:02.63	0:35.09	
		Hannah Richardson		1000m	Overall	(0:04.30)	(0:11.49)	(0:11.75)	(0:11.60)	(0:11.45)	(0:12.04)			
2	2	CUDDLES FOR KIMMY	4	64.3	0:04.60	1:02.64 [2]	0:58.04 [4]	0:46.13 [4]	0:34.59 [4]	0:23.16 [4]	0:11.84 [3]	0.06L	0:34.59	+0
		Justin Stanley		400m	Overall	(0:04.60)	(0:11.91)	(0:11.54)	(0:11.43)	(0:11.32)	(0:11.84)			
3	1	SARAQAEI	3	64.2	0:04.45	1:02.94 [3]	0:58.49 [2]	0:46.79 [2]	0:35.12 [2]	0:23.69 [2]	0:12.20 [2]	1.84L	0:35.12	+2
		Warwick Satherley		600m	Overall	(0:04.45)	(0:11.70)	(0:11.67)	(0:11.43)	(0:11.49)	(0:12.20)			
4	6	EMERALD JOY	2	63.6	0:04.48	1:03.30 [4]	0:58.82 [3]	0:47.06 [3]	0:35.32 [3]	0:23.88 [3]	0:12.29 [4]	3.97L	0:35.32	-1
		Tahlia Fenlon		600m	Overall	(0:04.48)	(0:11.76)	(0:11.74)	(0:11.44)	(0:11.59)	(0:12.29)			

Scratched: Stylish Joker (#3), Taylor's Rage (#5)



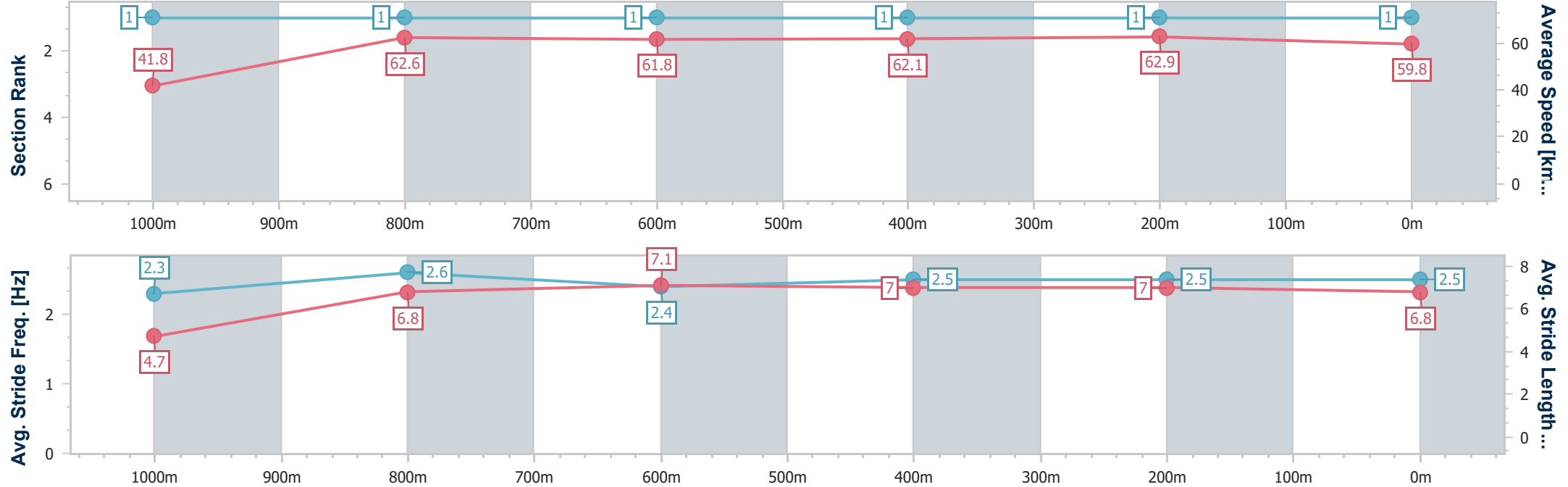
Horse/Jockey Name	Tinkerbella
Final Rank	1
Fastest Section Time (Section)	0:04.30 (Overall)
Top Speed [km/h] (Section)	64.4 (1000m)
Race State	Finished



RockhamptonProfessional
Race 1: TAB QTIS Two-Year-Old Handicap - 1050m
30 May 2025 - 10:11
Track Rating: Heavy 9, Weather: Raining, Rail Position: +6.5m
Entire



Section	Overall	1000m	800m	600m	400m	200m							
Section Times	1:02.63 [1] (0:04.30)	0:58.33 [1] (0:11.49)	0:46.84 [1] (0:11.75)	0:35.09 [1] (0:11.60)	0:23.49 [1] (0:11.45)	0:12.04 [1] (0:12.04)							
Average Speed [km/h]	41.8	62.6	61.8	62.1	62.9	59.8							
Top Speed [km/h]	58.5	64.4	63.8	63.0	63.5	61.9							
Avg. Dist. to Rail [m]	6.6	1.1	1.4	2.3	0.8	2.2							
Avg. Stride Freq. [Hz]	2.3	2.6	2.4	2.5	2.5	2.5							
Avg. Stride Length [m]	4.7	6.8	7.1	7.0	7.0	6.8							



[] Ranking at each section and finish
-.-.- No data available at this section
NA No data available



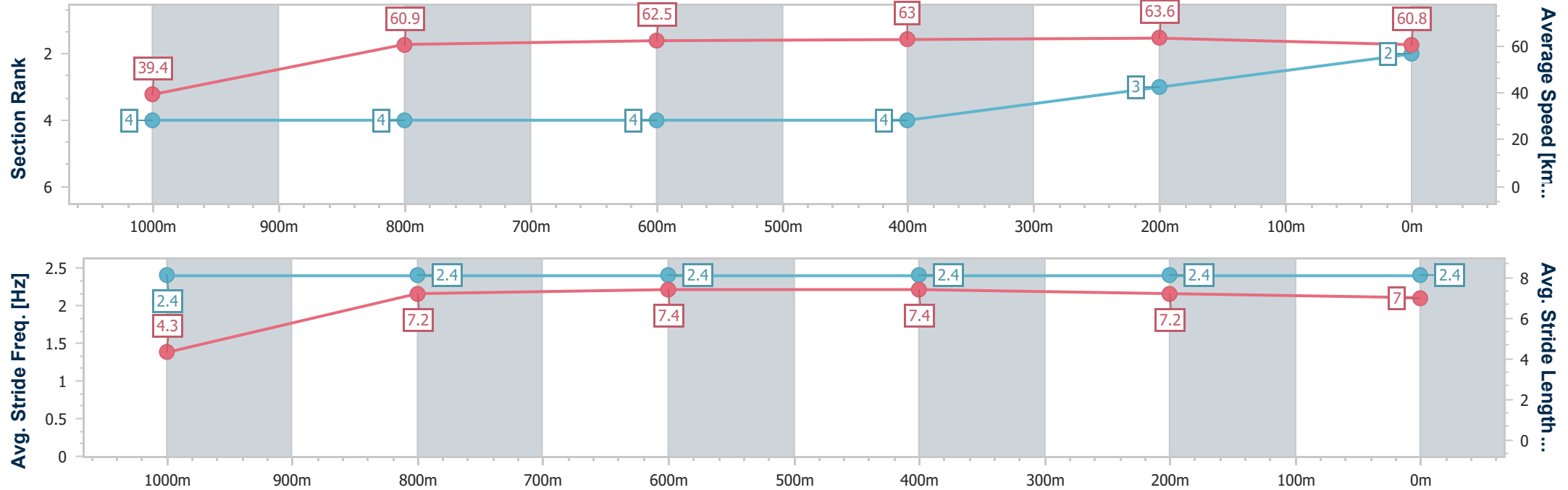
Horse/Jockey Name	Cuddles For Kimmy
Final Rank	2
Fastest Section Time (Section)	0:04.60 (Overall)
Top Speed [km/h] (Section)	64.3 (400m)
Race State	Finished



RockhamptonProfessional
Race 1: TAB QTIS Two-Year-Old Handicap - 1050m
30 May 2025 - 10:11
Track Rating: Heavy 9, Weather: Raining, Rail Position: +6.5m
Entire



Section	Overall	1000m	800m	600m	400m	200m								
Section Times	1:02.64 [2] (0:04.60)	0:58.04 [4] (0:11.91)	0:46.13 [4] (0:11.54)	0:34.59 [4] (0:11.43)	0:23.16 [4] (0:11.32)	0:11.84 [3] (0:11.84)								
Average Speed [km/h]	39.4	60.9	62.5	63.0	63.6	60.8								
Top Speed [km/h]	55.4	62.7	63.6	63.9	64.3	64.3								
Avg. Dist. to Rail [m]	5.3	1.4	0.5	1.5	2.2	2.8								
Avg. Stride Freq. [Hz]	2.4	2.4	2.4	2.4	2.4	2.4								
Avg. Stride Length [m]	4.3	7.2	7.4	7.4	7.2	7.0								



[] Ranking at each section and finish
-.-.- No data available at this section
NA No data available



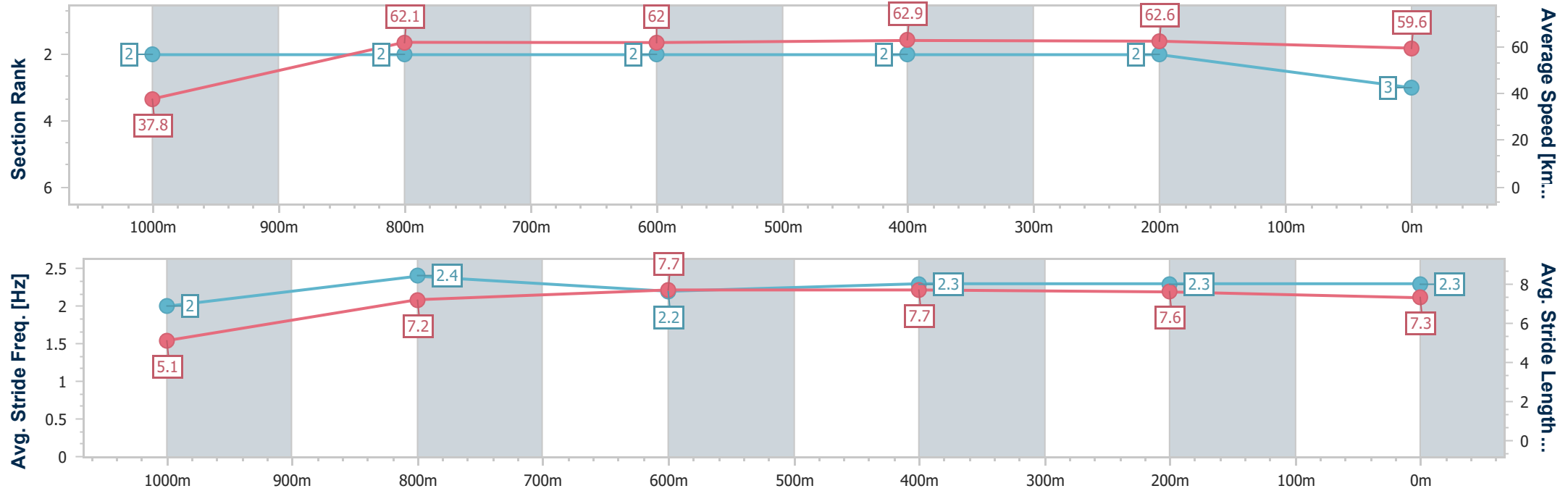
Horse/Jockey Name	Saraqael
Final Rank	3
Fastest Section Time (Section)	0:04.45 (Overall)
Top Speed [km/h] (Section)	64.2 (600m)
Race State	Finished



RockhamptonProfessional
Race 1: TAB QTIS Two-Year-Old Handicap - 1050m
30 May 2025 - 10:11
Track Rating: Heavy 9, Weather: Raining, Rail Position: +6.5m
Entire



Section	Overall	1000m	800m	600m	400m	200m							
Section Times	1:02.94 [3] (0:04.45)	0:58.49 [2] (0:11.70)	0:46.79 [2] (0:11.67)	0:35.12 [2] (0:11.43)	0:23.69 [2] (0:11.49)	0:12.20 [2] (0:12.20)							
Average Speed [km/h]	37.8	62.1	62.0	62.9	62.6	59.6							
Top Speed [km/h]	42.9	64.2	64.0	64.2	64.2	62.9							
Avg. Dist. to Rail [m]	3.5	1.4	1.0	1.2	1.5	2.3							
Avg. Stride Freq. [Hz]	2.0	2.4	2.2	2.3	2.3	2.3							
Avg. Stride Length [m]	5.1	7.2	7.7	7.7	7.6	7.3							



[] Ranking at each section and finish
-.-.- No data available at this section
NA No data available



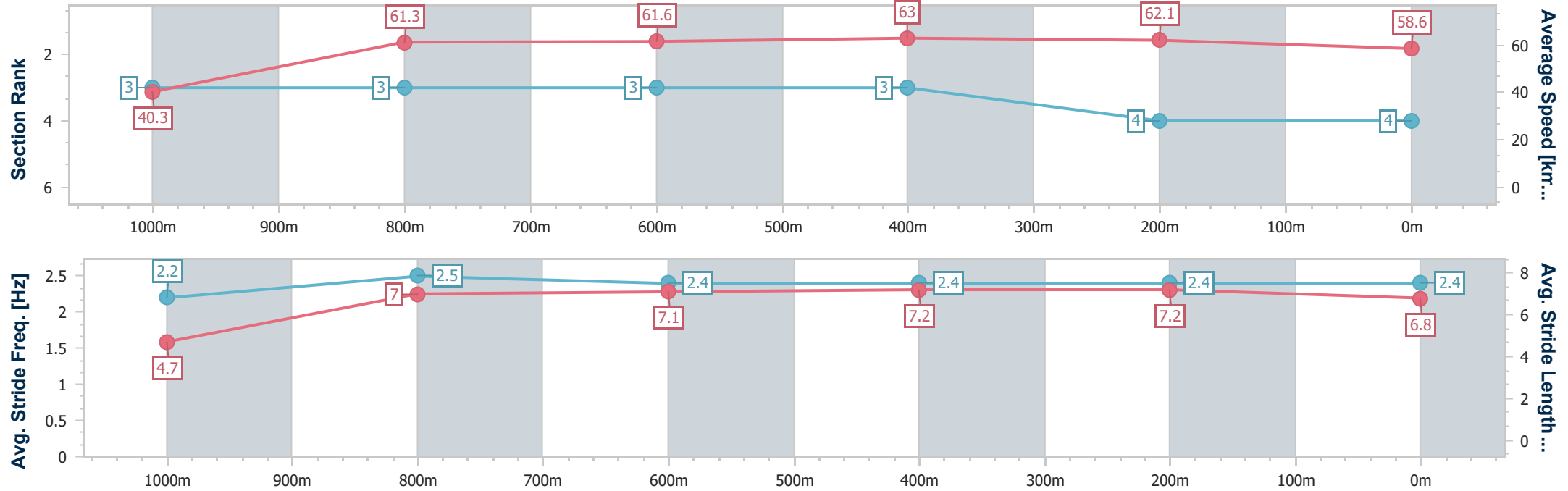
Horse/Jockey Name	Emerald Joy
Final Rank	4
Fastest Section Time (Section)	0:04.48 (Overall)
Top Speed [km/h] (Section)	63.6 (600m)
Race State	Finished



RockhamptonProfessional
Race 1: TAB QTIS Two-Year-Old Handicap - 1050m
30 May 2025 - 10:11
Track Rating: Heavy 9, Weather: Raining, Rail Position: +6.5m
Entire



Section	Overall	1000m	800m	600m	400m	200m								
Section Times	1:03.30 [4] (0:04.48)	0:58.82 [3] (0:11.76)	0:47.06 [3] (0:11.74)	0:35.32 [3] (0:11.44)	0:23.88 [3] (0:11.59)	0:12.29 [4] (0:12.29)								
Average Speed [km/h]	40.3	61.3	61.6	63.0	62.1	58.6								
Top Speed [km/h]	55.6	63.1	63.4	63.6	63.2	60.9								
Avg. Dist. to Rail [m]	1.6	0.5	0.6	0.6	1.3	4.2								
Avg. Stride Freq. [Hz]	2.2	2.5	2.4	2.4	2.4	2.4								
Avg. Stride Length [m]	4.7	7.0	7.1	7.2	7.2	6.8								





Rockhampton Professional
Race 2: GREAT NORTHERN QTIS Two-Year-Old Maiden Handicap -
1200m
30 May 2025 - 10:43



Track Rating: Heavy 9, Weather: Raining, Rail Position: +6.5m Entire

Section						Overall	1000m	800m	600m	400m	200m	Last 600m	
Field Times						1:13.32 (0:13.03)	1:00.29 (0:11.13)	0:49.16 (0:11.59)	0:37.57 (0:11.89)	0:25.68 (0:12.19)	0:13.49 (0:13.49)	0:37.57	
Rank	TAB	Horse/Jockey	Barrier	Top Speed [km/h]	Fastest Section							Margin	Distance Travelled [m]
1	2	PROFITS PRAYER	6	66.9	0:11.11	1:13.32 [1]	1:00.27 [2]	0:49.16 [1]	0:37.57 [1]	0:25.68 [1]	0:13.49 [1]	1:13.32	0:37.57
		Justin Stanley		Overall	1000m	(0:13.05)	(0:11.11)	(0:11.59)	(0:11.89)	(0:12.19)	(0:13.49)		
2	8	NEXT LEGACY	4	68.1	0:11.22	1:13.56 [2]	1:00.53 [1]	0:49.31 [2]	0:37.52 [3]	0:25.77 [3]	0:13.61 [2]	1.44L	0:37.52 +3
		Tasha Chambers		Overall	1000m	(0:13.03)	(0:11.22)	(0:11.79)	(0:11.75)	(0:12.16)	(0:13.61)		
3	3	GIAPPONESE	9	65.4	0:11.36	1:13.92 [3]	1:00.44 [6]	0:49.08 [7]	0:37.13 [7]	0:25.15 [7]	0:12.98 [7]	3.53L	0:37.13 +4
		Ashley Butler		1000m	1000m	(0:13.48)	(0:11.36)	(0:11.95)	(0:11.98)	(0:12.17)	(0:12.98)		
4	6	BUNGARRIBEE RAIN	5	68.9	0:11.00	1:14.05 [4]	1:00.54 [7]	0:49.54 [5]	0:37.86 [4]	0:26.20 [4]	0:13.81 [3]	4.33L	0:37.86 +8
		Brooke Johnson		1000m	1000m	(0:13.51)	(0:11.00)	(0:11.68)	(0:11.66)	(0:12.39)	(0:13.81)		
5	7	GRUMPYOLDCOL	3	66.8	0:11.30	1:14.13 [5]	1:00.94 [3]	0:49.64 [3]	0:37.66 [6]	0:25.77 [6]	0:13.35 [5]	4.81L	0:37.66 -1
		Liv O'Donnell		Overall	1000m	(0:13.19)	(0:11.30)	(0:11.98)	(0:11.89)	(0:12.42)	(0:13.35)		
6	4	GRUMPYWANTSATISSUE	2	64.4	0:11.46	1:14.36 [6]	1:00.81 [8]	0:49.35 [8]	0:37.35 [8]	0:25.57 [8]	0:13.34 [8]	6.17L	0:37.35 +4
		Chris McIver		Overall	1000m	(0:13.55)	(0:11.46)	(0:12.00)	(0:11.78)	(0:12.23)	(0:13.34)		
7	5	HEROIC TALENT	8	67.4	0:11.18	1:15.47 [7]	1:02.11 [5]	0:50.93 [6]	0:39.25 [5]	0:27.39 [5]	0:14.67 [6]	12.68L	0:39.25 +9
		Raul Silvera Olivera		1000m	1000m	(0:13.36)	(0:11.18)	(0:11.68)	(0:11.86)	(0:12.72)	(0:14.67)		
8	9	ELODIE'S RAINBOW	1	64.0	0:11.28	1:15.70 [8]	1:02.49 [4]	0:51.21 [4]	0:39.74 [2]	0:27.94 [2]	0:15.03 [4]	14.04L	0:39.74 -1
		Adam Sewell		Overall	1000m	(0:13.21)	(0:11.28)	(0:11.47)	(0:11.80)	(0:12.91)	(0:15.03)		

Scratched: Turbo Torque (#1)



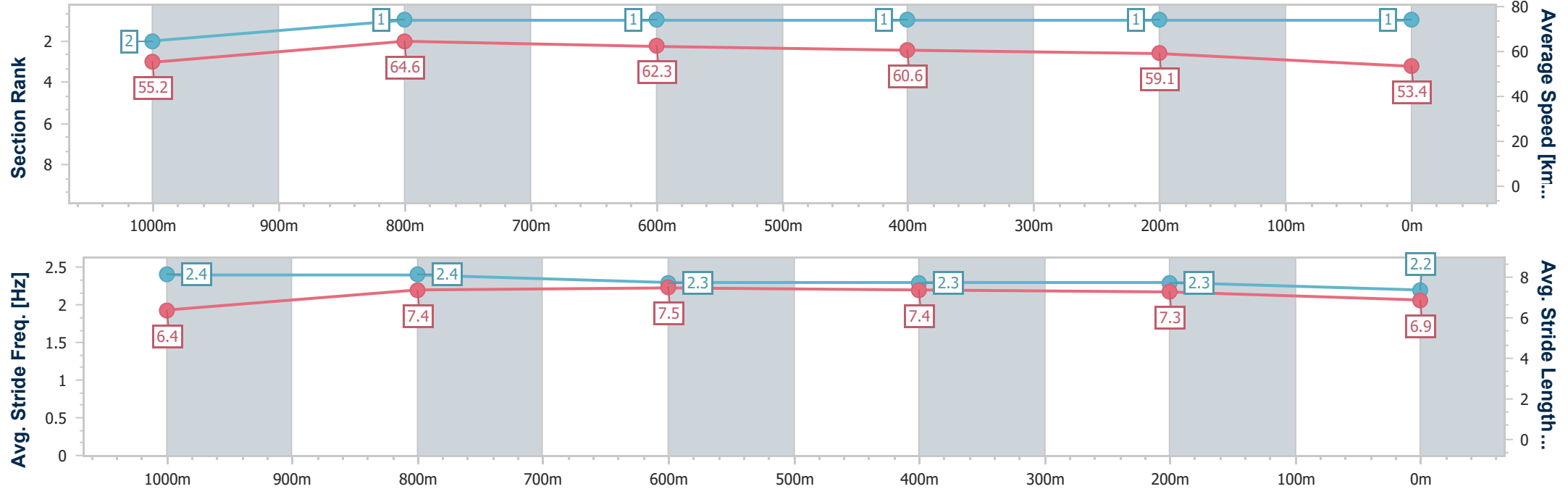
Horse/Jockey Name	Profits Prayer
Final Rank	1
Fastest Section Time (Section)	0:11.11 (1000m)
Top Speed [km/h] (Section)	66.9 (Overall)
Race State	Finished



RockhamptonProfessional
Race 2: GREAT NORTHERN QTIS Two-Year-Old Maiden
Handicap - 1200m
30 May 2025 - 10:43
Track Rating: Heavy 9, Weather: Raining, Rail Position: +6.5m
Entire



Section	Overall	1000m	800m	600m	400m	200m							
Section Times	1:13.32 [1] (0:13.05)	1:00.27 [2] (0:11.11)	0:49.16 [1] (0:11.59)	0:37.57 [1] (0:11.89)	0:25.68 [1] (0:12.19)	0:13.49 [1] (0:13.49)							
Average Speed [km/h]	55.2	64.6	62.3	60.6	59.1	53.4							
Top Speed [km/h]	66.9	65.5	63.2	61.0	61.0	56.7							
Avg. Dist. to Rail [m]	2.7	0.7	0.5	1.0	1.2	1.1							
Avg. Stride Freq. [Hz]	2.4	2.4	2.3	2.3	2.3	2.2							
Avg. Stride Length [m]	6.4	7.4	7.5	7.4	7.3	6.9							





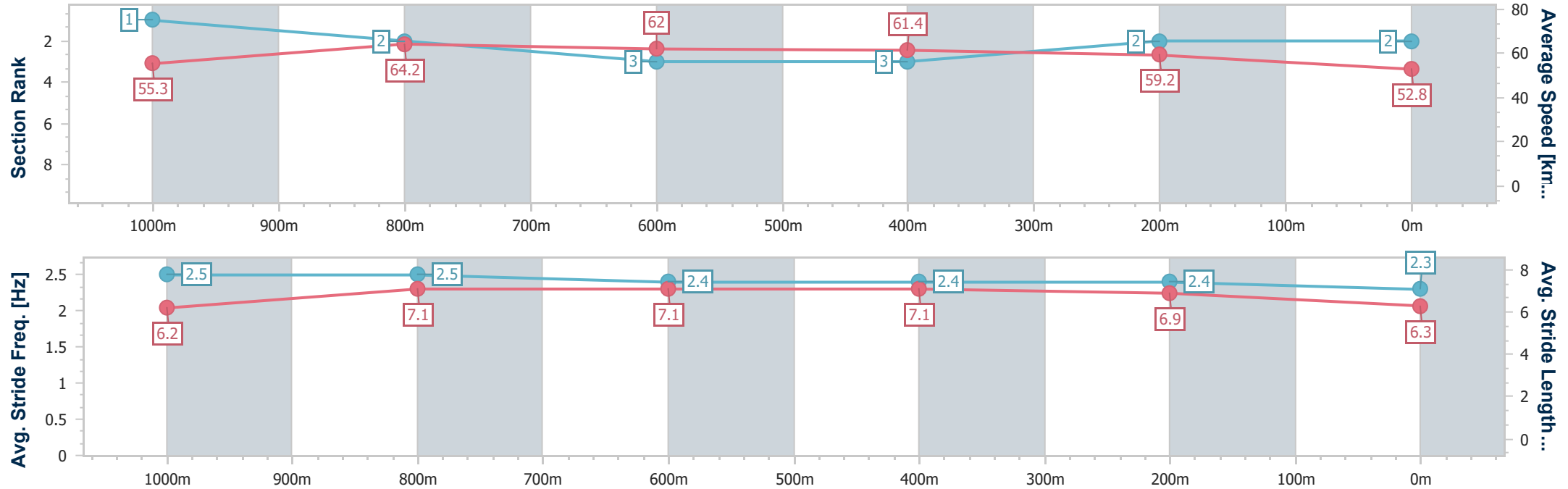
Horse/Jockey Name	Next Legacy
Final Rank	2
Fastest Section Time (Section)	0:11.22 (1000m)
Top Speed [km/h] (Section)	68.1 (Overall)
Race State	Finished



RockhamptonProfessional
Race 2: GREAT NORTHERN QTIS Two-Year-Old Maiden
Handicap - 1200m
30 May 2025 - 10:43
Track Rating: Heavy 9, Weather: Raining, Rail Position: +6.5m
Entire



Section	Overall	1000m	800m	600m	400m	200m								
Section Times	1:13.56 [2] (0:13.03)	1:00.53 [1] (0:11.22)	0:49.31 [2] (0:11.79)	0:37.52 [3] (0:11.75)	0:25.77 [3] (0:12.16)	0:13.61 [2] (0:13.61)								
Average Speed [km/h]	55.3	64.2	62.0	61.4	59.2	52.8								
Top Speed [km/h]	68.1	67.5	62.3	62.3	61.8	56.9								
Avg. Dist. to Rail [m]	1.9	0.6	1.9	1.5	1.7	2.4								
Avg. Stride Freq. [Hz]	2.5	2.5	2.4	2.4	2.4	2.3								
Avg. Stride Length [m]	6.2	7.1	7.1	7.1	6.9	6.3								





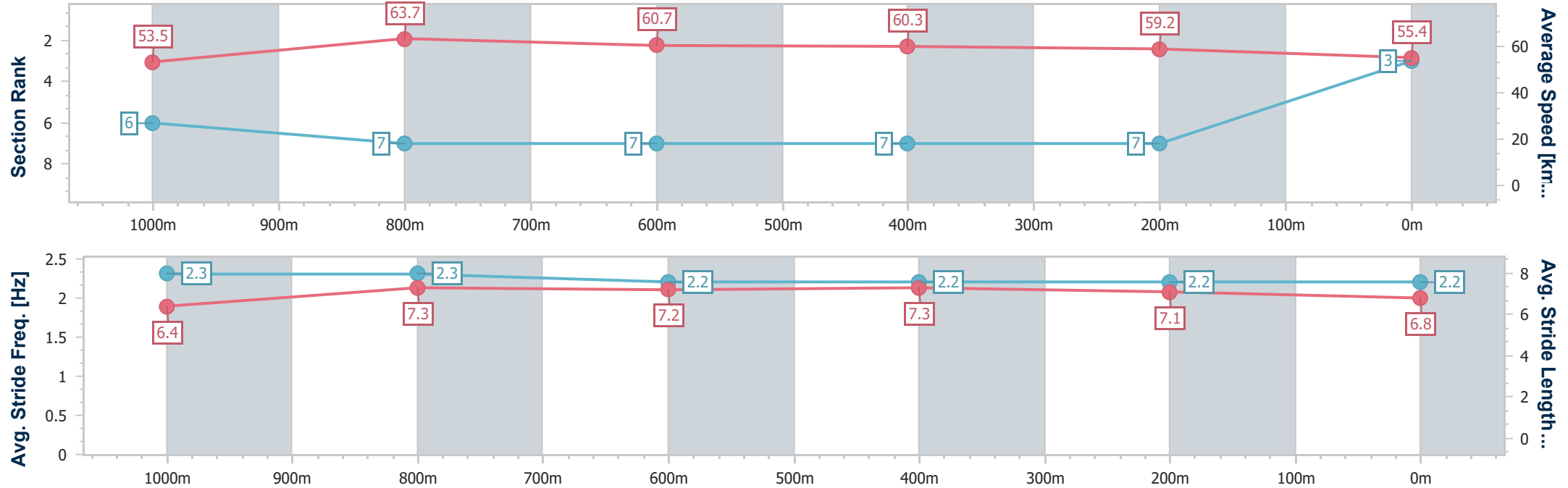
Horse/Jockey Name	Giapponese
Final Rank	3
Fastest Section Time (Section)	0:11.36 (1000m)
Top Speed [km/h] (Section)	65.4 (1000m)
Race State	Finished



RockhamptonProfessional
Race 2: GREAT NORTHERN QTIS Two-Year-Old Maiden
Handicap - 1200m
30 May 2025 - 10:43
Track Rating: Heavy 9, Weather: Raining, Rail Position: +6.5m
Entire



Section	Overall	1000m	800m	600m	400m	200m								
Section Times	1:13.92 [3] (0:13.48)	1:00.44 [6] (0:11.36)	0:49.08 [7] (0:11.95)	0:37.13 [7] (0:11.98)	0:25.15 [7] (0:12.17)	0:12.98 [7] (0:12.98)								
Average Speed [km/h]	53.5	63.7	60.7	60.3	59.2	55.4								
Top Speed [km/h]	65.3	65.4	62.3	60.8	60.1	58.4								
Avg. Dist. to Rail [m]	6.1	1.1	1.3	3.1	6.4	7.1								
Avg. Stride Freq. [Hz]	2.3	2.3	2.2	2.2	2.2	2.2								
Avg. Stride Length [m]	6.4	7.3	7.2	7.3	7.1	6.8								





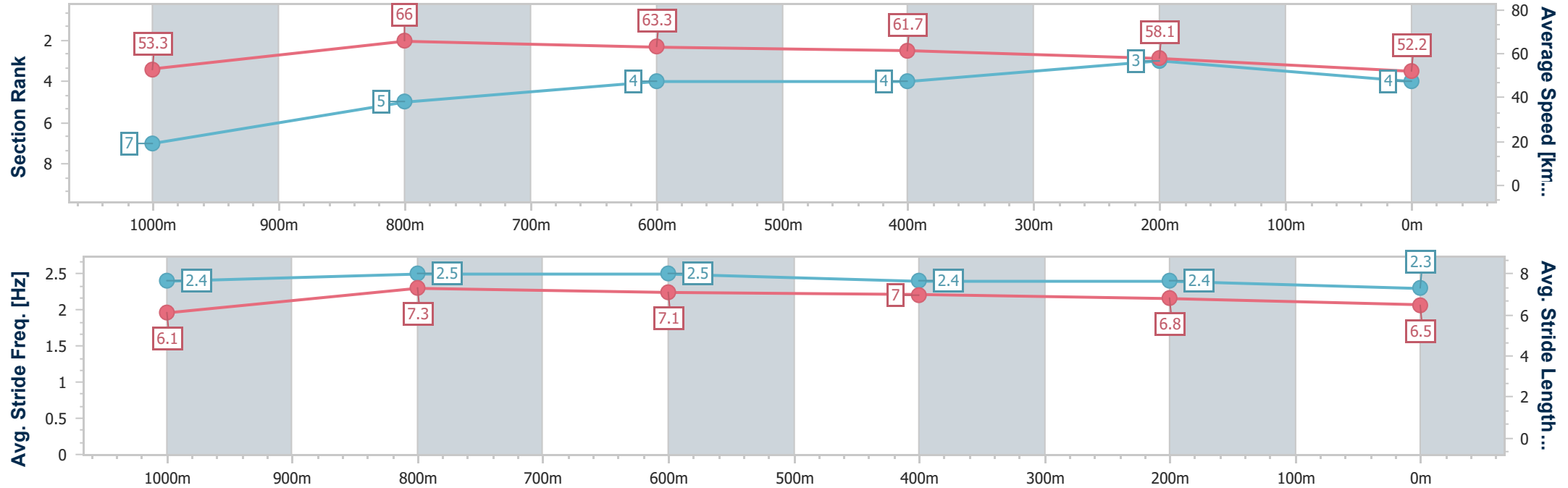
Horse/Jockey Name	Bungarribee Rain
Final Rank	4
Fastest Section Time (Section)	0:11.00 (1000m)
Top Speed [km/h] (Section)	68.9 (1000m)
Race State	Finished



RockhamptonProfessional
Race 2: GREAT NORTHERN QTIS Two-Year-Old Maiden
Handicap - 1200m
30 May 2025 - 10:43
Track Rating: Heavy 9, Weather: Raining, Rail Position: +6.5m
Entire



Section	Overall	1000m	800m	600m	400m	200m							
Section Times	1:14.05 [4] (0:13.51)	1:00.54 [7] (0:11.00)	0:49.54 [5] (0:11.68)	0:37.86 [4] (0:11.66)	0:26.20 [4] (0:12.39)	0:13.81 [3] (0:13.81)							
Average Speed [km/h]	53.3	66.0	63.3	61.7	58.1	52.2							
Top Speed [km/h]	68.4	68.9	64.2	62.6	60.4	55.2							
Avg. Dist. to Rail [m]	2.1	1.4	3.2	1.7	2.1	2.0							
Avg. Stride Freq. [Hz]	2.4	2.5	2.5	2.4	2.4	2.3							
Avg. Stride Length [m]	6.1	7.3	7.1	7.0	6.8	6.5							





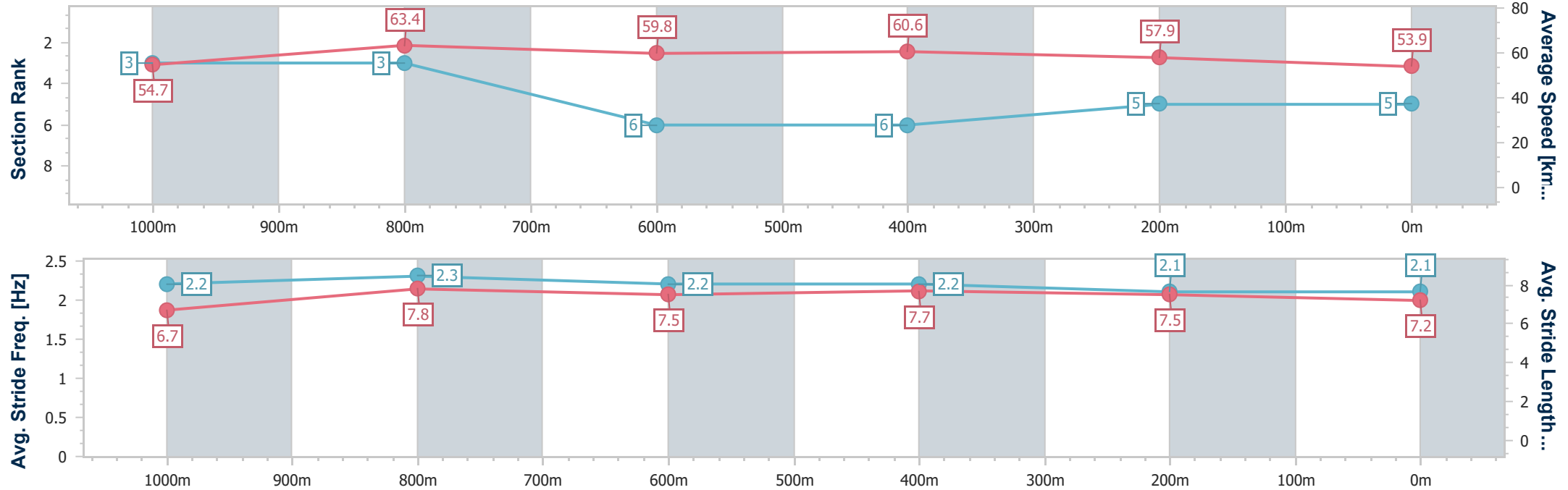
Horse/Jockey Name	Grumpyoldcol
Final Rank	5
Fastest Section Time (Section)	0:11.30 (1000m)
Top Speed [km/h] (Section)	66.8 (Overall)
Race State	Finished



RockhamptonProfessional
Race 2: GREAT NORTHERN QTIS Two-Year-Old Maiden
Handicap - 1200m
30 May 2025 - 10:43
Track Rating: Heavy 9, Weather: Raining, Rail Position: +6.5m
Entire



Section	Overall	1000m	800m	600m	400m	200m								
Section Times	1:14.13 [5] (0:13.19)	1:00.94 [3] (0:11.30)	0:49.64 [3] (0:11.98)	0:37.66 [6] (0:11.89)	0:25.77 [6] (0:12.42)	0:13.35 [5] (0:13.35)								
Average Speed [km/h]	54.7	63.4	59.8	60.6	57.9	53.9								
Top Speed [km/h]	66.8	66.0	62.5	60.9	59.8	57.4								
Avg. Dist. to Rail [m]	0.7	0.8	0.8	1.2	1.5	0.8								
Avg. Stride Freq. [Hz]	2.2	2.3	2.2	2.2	2.1	2.1								
Avg. Stride Length [m]	6.7	7.8	7.5	7.7	7.5	7.2								





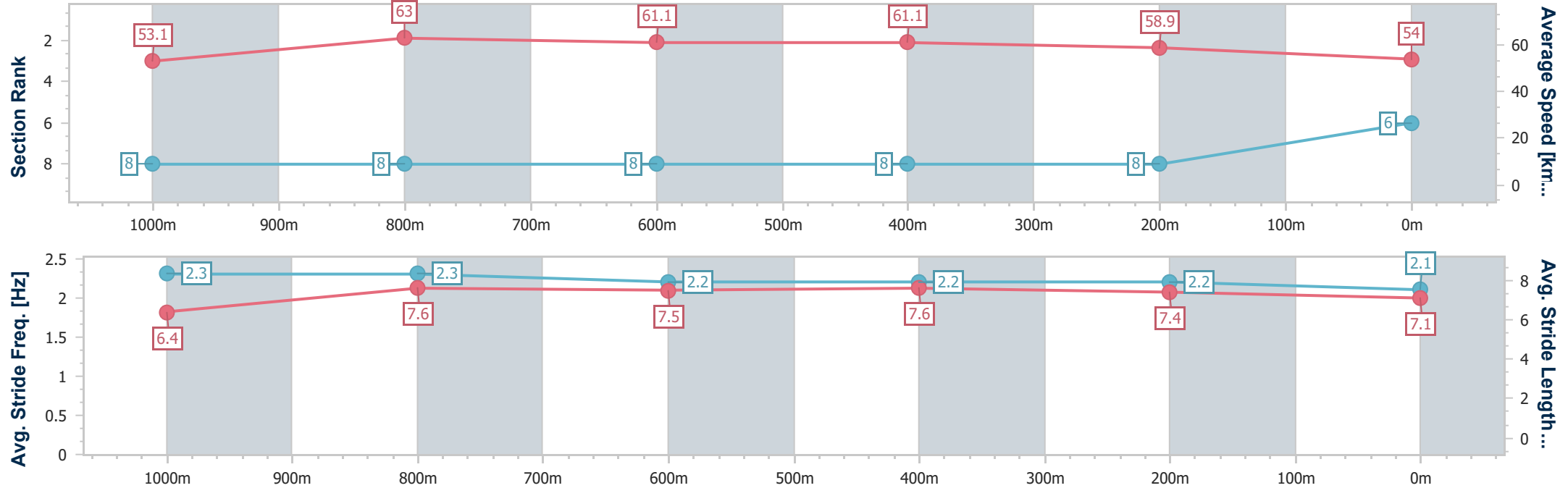
Horse/Jockey Name	Grumpywantsatissue
Final Rank	6
Fastest Section Time (Section)	0:11.46 (1000m)
Top Speed [km/h] (Section)	64.4 (Overall)
Race State	Finished



RockhamptonProfessional
Race 2: GREAT NORTHERN QTIS Two-Year-Old Maiden
Handicap - 1200m
30 May 2025 - 10:43
Track Rating: Heavy 9, Weather: Raining, Rail Position: +6.5m
Entire



Section	Overall	1000m	800m	600m	400m	200m								
Section Times	1:14.36 [6] (0:13.55)	1:00.81 [8] (0:11.46)	0:49.35 [8] (0:12.00)	0:37.35 [8] (0:11.78)	0:25.57 [8] (0:12.23)	0:13.34 [8] (0:13.34)								
Average Speed [km/h]	53.1	63.0	61.1	61.1	58.9	54.0								
Top Speed [km/h]	64.4	64.2	62.2	61.3	61.1	56.8								
Avg. Dist. to Rail [m]	0.6	0.7	2.1	2.2	2.8	2.7								
Avg. Stride Freq. [Hz]	2.3	2.3	2.2	2.2	2.2	2.1								
Avg. Stride Length [m]	6.4	7.6	7.5	7.6	7.4	7.1								





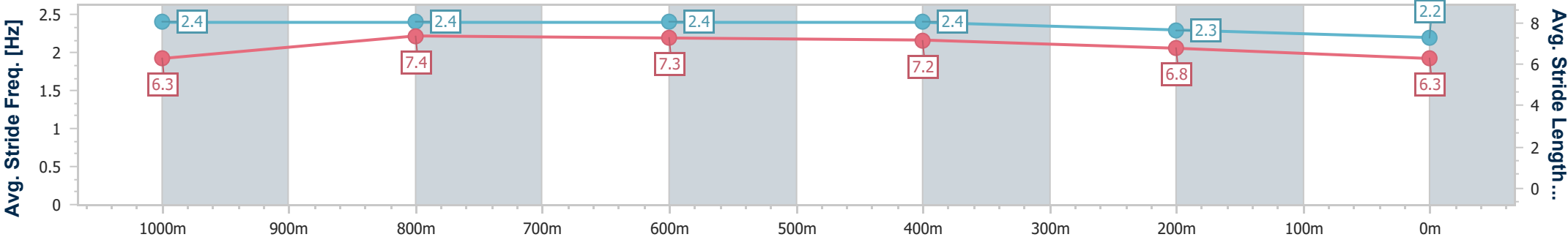
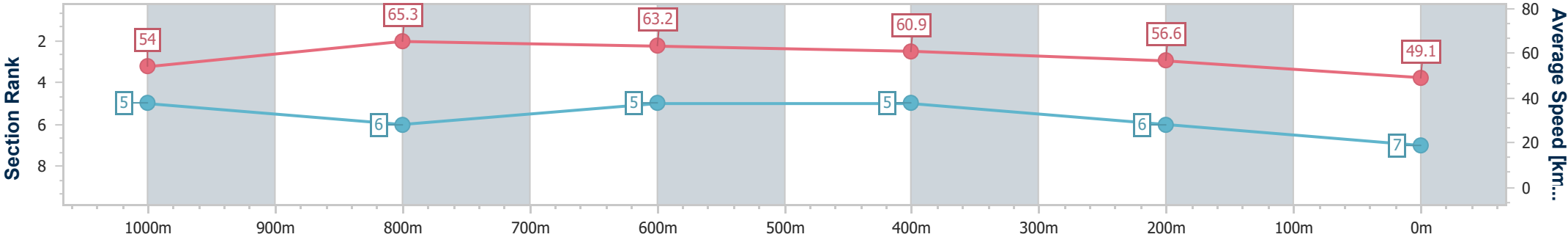
Horse/Jockey Name	Heroic Talent
Final Rank	7
Fastest Section Time (Section)	0:11.18 (1000m)
Top Speed [km/h] (Section)	67.4 (1000m)
Race State	Finished



RockhamptonProfessional
Race 2: GREAT NORTHERN QTIS Two-Year-Old Maiden
Handicap - 1200m
30 May 2025 - 10:43
Track Rating: Heavy 9, Weather: Raining, Rail Position: +6.5m
Entire



Section	Overall	1000m	800m	600m	400m	200m								
Section Times	1:15.47 [7] (0:13.36)	1:02.11 [5] (0:11.18)	0:50.93 [6] (0:11.68)	0:39.25 [5] (0:11.86)	0:27.39 [5] (0:12.72)	0:14.67 [6] (0:14.67)								
Average Speed [km/h]	54.0	65.3	63.2	60.9	56.6	49.1								
Top Speed [km/h]	67.0	67.4	64.2	61.7	59.8	52.6								
Avg. Dist. to Rail [m]	4.8	2.0	3.5	4.0	4.2	4.2								
Avg. Stride Freq. [Hz]	2.4	2.4	2.4	2.4	2.3	2.2								
Avg. Stride Length [m]	6.3	7.4	7.3	7.2	6.8	6.3								





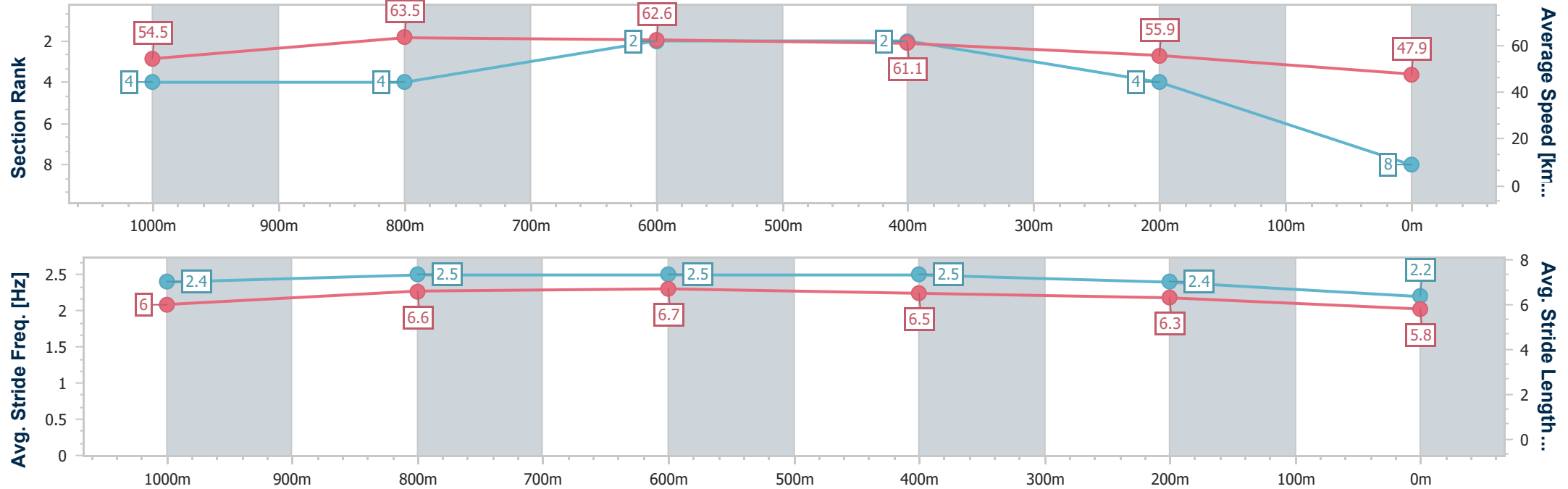
Horse/Jockey Name	Elodie's Rainbow
Final Rank	8
Fastest Section Time (Section)	0:11.28 (1000m)
Top Speed [km/h] (Section)	64.0 (Overall)
Race State	Finished



RockhamptonProfessional
Race 2: GREAT NORTHERN QTIS Two-Year-Old Maiden
Handicap - 1200m
30 May 2025 - 10:43
Track Rating: Heavy 9, Weather: Raining, Rail Position: +6.5m
Entire



Section	Overall	1000m	800m	600m	400m	200m								
Section Times	1:15.70 [8] (0:13.21)	1:02.49 [4] (0:11.28)	0:51.21 [4] (0:11.47)	0:39.74 [2] (0:11.80)	0:27.94 [2] (0:12.91)	0:15.03 [4] (0:15.03)								
Average Speed [km/h]	54.5	63.5	62.6	61.1	55.9	47.9								
Top Speed [km/h]	64.0	63.9	62.7	61.0	59.1	52.7								
Avg. Dist. to Rail [m]	0.5	0.8	0.9	3.0	5.0	6.9								
Avg. Stride Freq. [Hz]	2.4	2.5	2.5	2.5	2.4	2.2								
Avg. Stride Length [m]	6.0	6.6	6.7	6.5	6.3	5.8								





Rockhampton Professional
Race 3: HAPPY BIRTHDAY CALLAGHAN PARK Maiden Handicap -
1600m
30 May 2025 - 11:11



Track Rating: Heavy 9, Weather: Raining, Rail Position: +6.5m Entire

Section						Overall	1400m	1200m	1000m	800m	600m	400m	Last 600m	
Field Times						1:39.88 (0:13.43)	1:26.45 (0:11.36)	1:15.09 (0:11.73)	1:03.36 (0:12.45)	0:50.91 (0:12.74)	0:38.17 (0:12.29)	0:25.88 (0:12.65)	0:38.17	
Rank	TAB	Horse/Jockey	Barrier	Top Speed [km/h]	Fastest Section									Distance Travelled [m]
1	2	HE'S POPLAR	2	64.1	0:11.37	1:39.88 [1]	1:26.19 [6]	1:14.82 [6]	1:02.95 [6]	0:50.40 [5]	0:37.61 [5]	0:25.49 [4]	0:37.61	
		Ryan Wiggins		1400m	1400m	(0:13.69)	(0:11.37)	(0:11.87)	(0:12.55)	(0:12.79)	(0:12.12)	(0:12.32)		
2	1	BOOM CRUSHER	4	64.3	0:11.37	1:40.31 [2]	1:26.70 [5]	1:15.33 [4]	1:03.53 [4]	0:51.02 [4]	0:38.25 [4]	0:26.12 [2]	0:38.25 +3	
		Warwick Satherley		1400m	1400m	(0:13.61)	(0:11.37)	(0:11.80)	(0:12.51)	(0:12.77)	(0:12.13)	(0:12.51)		
3	4	FINE AND RARE	5	64.1	0:11.37	1:40.61 [3]	1:27.13 [2]	1:15.76 [2]	1:03.87 [2]	0:51.46 [2]	0:38.84 [2]	0:26.61 [1]	0:38.84 -2	
		Tahlia Fenlon		1400m	1400m	(0:13.48)	(0:11.37)	(0:11.89)	(0:12.41)	(0:12.62)	(0:12.23)	(0:12.65)		
4	7	MISHANI AMORE	3	64.0	0:11.46	1:41.17 [4]	1:27.74 [1]	1:16.28 [3]	1:04.41 [3]	0:51.90 [3]	0:39.17 [3]	0:26.65 [5]	0:39.17 -5	
		Chris McIver		Overall	1400m	(0:13.43)	(0:11.46)	(0:11.87)	(0:12.51)	(0:12.73)	(0:12.52)	(0:12.86)		
5	5	SHALANE	6	63.5	0:11.47	1:41.35 [5]	1:27.59 [7]	1:16.12 [7]	1:04.18 [7]	0:51.60 [7]	0:38.99 [7]	0:26.76 [6]	0:38.99 +1	
		Hannah Richardson		1400m	1400m	(0:13.76)	(0:11.47)	(0:11.94)	(0:12.58)	(0:12.61)	(0:12.23)	(0:12.93)		
6	3	CHECK ONE TWO	1	64.1	0:11.52	1:41.55 [6]	1:28.01 [4]	1:16.49 [5]	1:04.65 [5]	0:52.03 [6]	0:39.20 [6]	0:26.81 [7]	0:39.20 -2	
		Sean Cormack		1400m	1400m	(0:13.54)	(0:11.52)	(0:11.84)	(0:12.62)	(0:12.83)	(0:12.39)	(0:12.82)		
7	6	HADMYTIME	7	64.5	0:11.27	1:42.01 [7]	1:28.49 [3]	1:17.22 [1]	1:05.49 [1]	0:53.04 [1]	0:40.30 [1]	0:27.68 [3]	0:40.30 -5	
		Raul Silvera Olivera		1400m	1400m	(0:13.52)	(0:11.27)	(0:11.73)	(0:12.45)	(0:12.74)	(0:12.62)	(0:13.30)		



Rockhampton Professional
Race 3: HAPPY BIRTHDAY CALLAGHAN PARK Maiden Handicap -
1600m
30 May 2025 - 11:11



Track Rating: Heavy 9, Weather: Raining, Rail Position: +6.5m Entire

Section		Field Times		200m		Last 600m			
				0:13.23 (0:13.23)		0:38.17			
Rank	TAB	Horse/Jockey	Barrier	Top Speed [km/h]	Fastest Section	Margin			Distance Travelled [m]
1	2	HE'S POPLAR	2	64.1	0:11.37	0:13.17 [3]	1:39.88	0:37.61	
		Ryan Wiggins		1400m	1400m	(0:13.17)			
2	1	BOOM CRUSHER	4	64.3	0:11.37	0:13.61 [2]	2.56L	0:38.25	+3
		Warwick Satherley		1400m	1400m	(0:13.61)			
3	4	FINE AND RARE	5	64.1	0:11.37	0:13.96 [1]	4.32L	0:38.84	-2
		Tahlia Fenlon		1400m	1400m	(0:13.96)			
4	7	MISHANI AMORE	3	64.0	0:11.46	0:13.79 [4]	7.59L	0:39.17	-5
		Chris McIver		Overall	1400m	(0:13.79)			
5	5	SHALANE	6	63.5	0:11.47	0:13.83 [5]	8.63L	0:38.99	+1
		Hannah Richardson		1400m	1400m	(0:13.83)			
6	3	CHECK ONE TWO	1	64.1	0:11.52	0:13.99 [6]	9.8L	0:39.20	-2
		Sean Cormack		1400m	1400m	(0:13.99)			
7	6	HADMYTIME	7	64.5	0:11.27	0:14.38 [7]	12.52L	0:40.30	-5
		Raul Silvera Olivera		1400m	1400m	(0:14.38)			



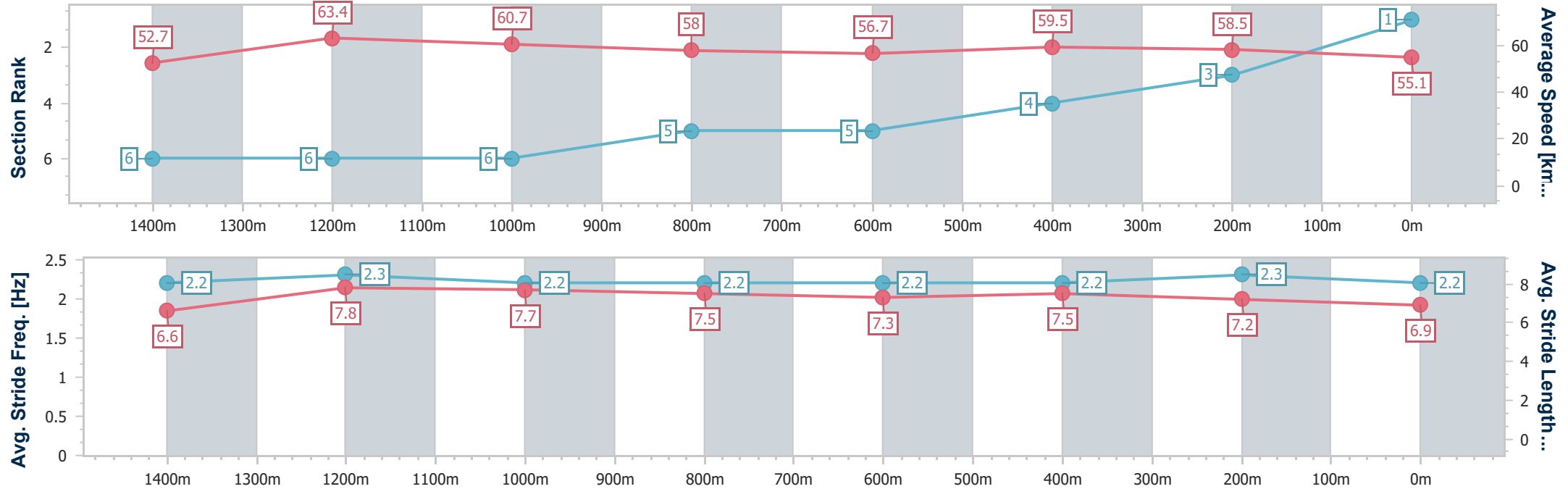
Horse/Jockey Name	He's Poplar
Final Rank	1
Fastest Section Time (Section)	0:11.37 (1400m)
Top Speed [km/h] (Section)	64.1 (1400m)
Race State	Finished



RockhamptonProfessional
Race 3: HAPPY BIRTHDAY CALLAGHAN PARK Maiden
Handicap - 1600m
30 May 2025 - 11:11
Track Rating: Heavy 9, Weather: Raining, Rail Position: +6.5m
Entire



Section	Overall	1400m	1200m	1000m	800m	600m	400m	200m					
Section Times	1:39.88 [1] (0:13.69)	1:26.19 [6] (0:11.37)	1:14.82 [6] (0:11.87)	1:02.95 [6] (0:12.55)	0:50.40 [5] (0:12.79)	0:37.61 [5] (0:12.12)	0:25.49 [4] (0:12.32)	0:13.17 [3] (0:13.17)					
Average Speed [km/h]	52.7	63.4	60.7	58.0	56.7	59.5	58.5	55.1					
Top Speed [km/h]	64.0	64.1	62.9	60.5	57.7	60.6	60.1	57.3					
Avg. Dist. to Rail [m]	0.7	0.9	1.6	1.9	0.9	3.0	6.9	7.7					
Avg. Stride Freq. [Hz]	2.2	2.3	2.2	2.2	2.2	2.2	2.3	2.2					
Avg. Stride Length [m]	6.6	7.8	7.7	7.5	7.3	7.5	7.2	6.9					





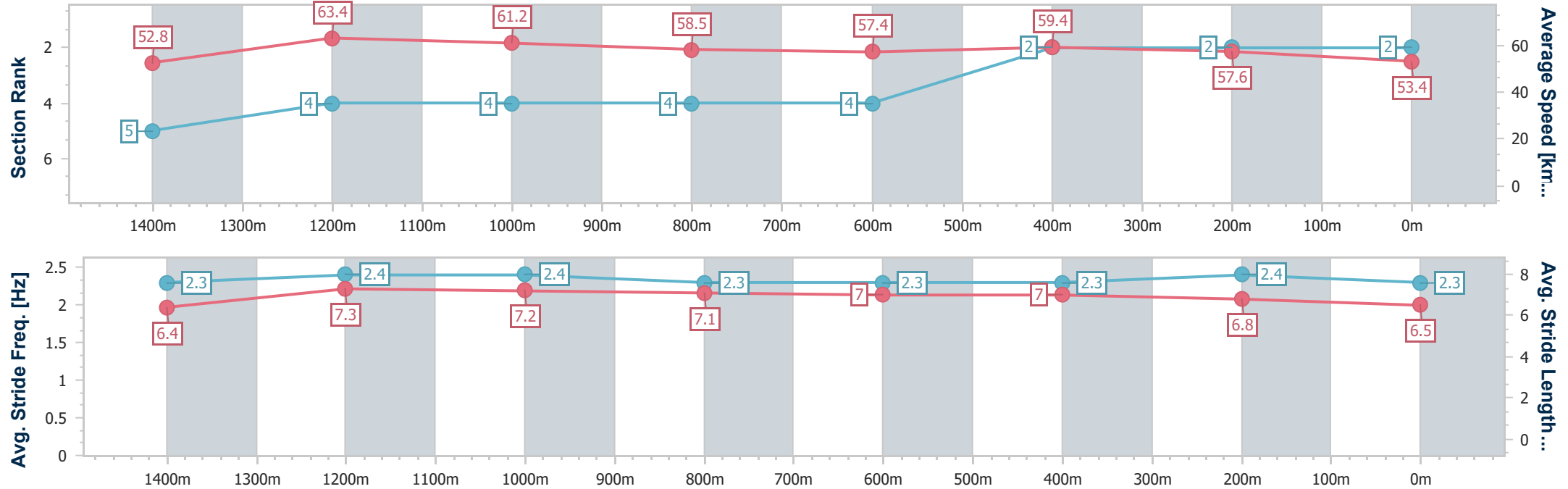
Horse/Jockey Name	Boom Crusher
Final Rank	2
Fastest Section Time (Section)	0:11.37 (1400m)
Top Speed [km/h] (Section)	64.3 (1400m)
Race State	Finished



RockhamptonProfessional
Race 3: HAPPY BIRTHDAY CALLAGHAN PARK Maiden
Handicap - 1600m
30 May 2025 - 11:11
Track Rating: Heavy 9, Weather: Raining, Rail Position: +6.5m
Entire



Section	Overall	1400m	1200m	1000m	800m	600m	400m	200m					
Section Times	1:40.31 [2] (0:13.61)	1:26.70 [5] (0:11.37)	1:15.33 [4] (0:11.80)	1:03.53 [4] (0:12.51)	0:51.02 [4] (0:12.77)	0:38.25 [4] (0:12.13)	0:26.12 [2] (0:12.51)	0:13.61 [2] (0:13.61)					
Average Speed [km/h]	52.8	63.4	61.2	58.5	57.4	59.4	57.6	53.4					
Top Speed [km/h]	64.2	64.3	62.3	60.4	58.8	60.2	59.0	56.7					
Avg. Dist. to Rail [m]	1.5	1.1	1.9	2.6	2.4	2.9	4.6	5.9					
Avg. Stride Freq. [Hz]	2.3	2.4	2.4	2.3	2.3	2.3	2.4	2.3					
Avg. Stride Length [m]	6.4	7.3	7.2	7.1	7.0	7.0	6.8	6.5					





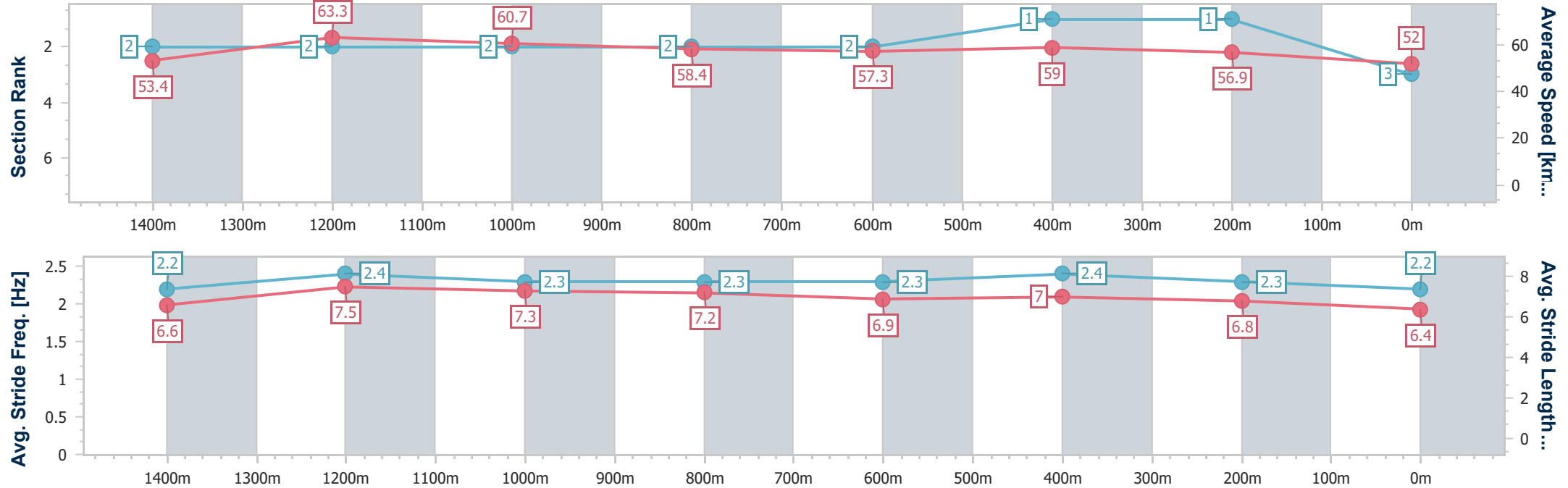
Horse/Jockey Name	Fine And Rare
Final Rank	3
Fastest Section Time (Section)	0:11.37 (1400m)
Top Speed [km/h] (Section)	64.1 (1400m)
Race State	Finished



RockhamptonProfessional
Race 3: HAPPY BIRTHDAY CALLAGHAN PARK Maiden
Handicap - 1600m
30 May 2025 - 11:11
Track Rating: Heavy 9, Weather: Raining, Rail Position: +6.5m
Entire



Section	Overall	1400m	1200m	1000m	800m	600m	400m	200m					
Section Times	1:40.61 [3] (0:13.48)	1:27.13 [2] (0:11.37)	1:15.76 [2] (0:11.89)	1:03.87 [2] (0:12.41)	0:51.46 [2] (0:12.62)	0:38.84 [2] (0:12.23)	0:26.61 [1] (0:12.65)	0:13.96 [1] (0:13.96)					
Average Speed [km/h]	53.4	63.3	60.7	58.4	57.3	59.0	56.9	52.0					
Top Speed [km/h]	63.8	64.1	62.2	59.7	58.6	59.9	59.5	54.7					
Avg. Dist. to Rail [m]	3.3	2.2	1.4	1.4	0.6	3.3	4.5	4.8					
Avg. Stride Freq. [Hz]	2.2	2.4	2.3	2.3	2.3	2.4	2.3	2.2					
Avg. Stride Length [m]	6.6	7.5	7.3	7.2	6.9	7.0	6.8	6.4					





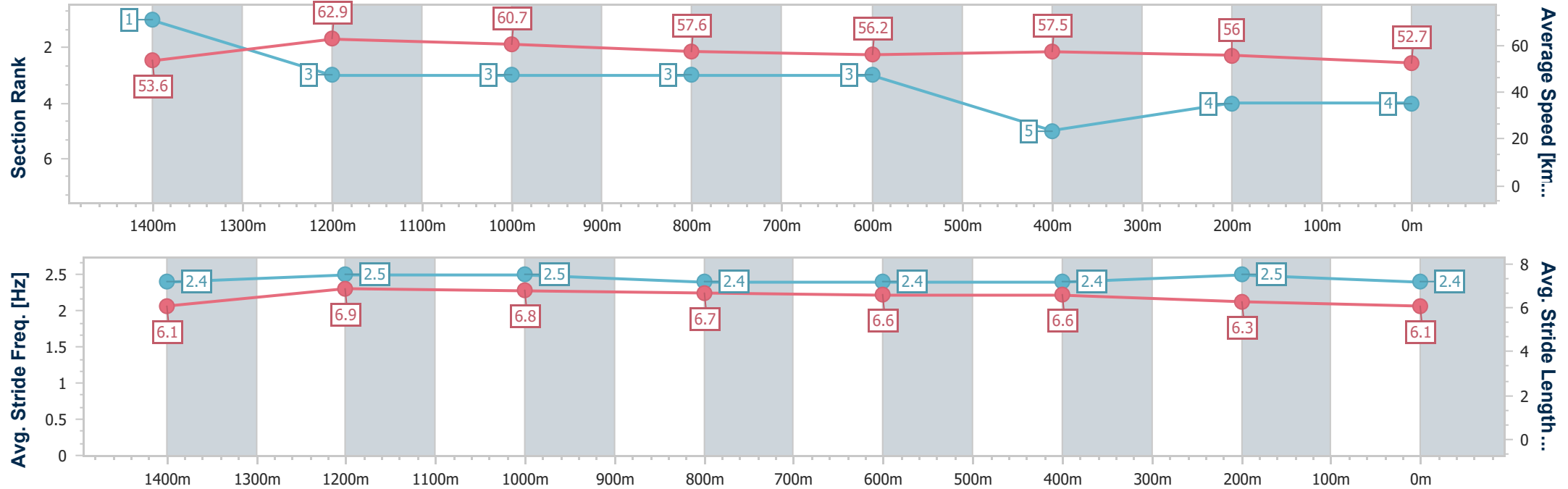
Horse/Jockey Name	Mishani Amore
Final Rank	4
Fastest Section Time (Section)	0:11.46 (1400m)
Top Speed [km/h] (Section)	64.0 (Overall)
Race State	Finished



RockhamptonProfessional
Race 3: HAPPY BIRTHDAY CALLAGHAN PARK Maiden
Handicap - 1600m
30 May 2025 - 11:11
Track Rating: Heavy 9, Weather: Raining, Rail Position: +6.5m
Entire



Section	Overall	1400m	1200m	1000m	800m	600m	400m	200m					
Section Times	1:41.17 [4] (0:13.43)	1:27.74 [1] (0:11.46)	1:16.28 [3] (0:11.87)	1:04.41 [3] (0:12.51)	0:51.90 [3] (0:12.73)	0:39.17 [3] (0:12.52)	0:26.65 [5] (0:12.86)	0:13.79 [4] (0:13.79)					
Average Speed [km/h]	53.6	62.9	60.7	57.6	56.2	57.5	56.0	52.7					
Top Speed [km/h]	64.0	63.4	62.8	59.6	57.6	58.1	57.4	54.4					
Avg. Dist. to Rail [m]	2.0	1.5	1.3	0.9	0.7	1.2	3.8	4.5					
Avg. Stride Freq. [Hz]	2.4	2.5	2.5	2.4	2.4	2.4	2.5	2.4					
Avg. Stride Length [m]	6.1	6.9	6.8	6.7	6.6	6.6	6.3	6.1					





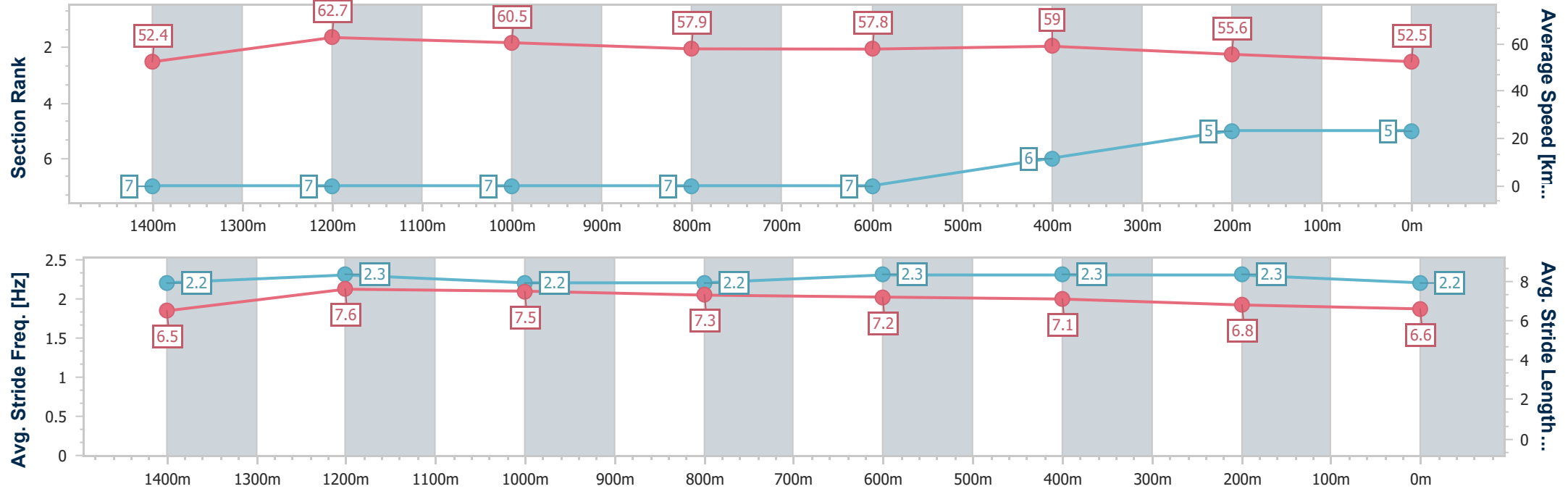
Horse/Jockey Name	Shalane
Final Rank	5
Fastest Section Time (Section)	0:11.47 (1400m)
Top Speed [km/h] (Section)	63.5 (1400m)
Race State	Finished



RockhamptonProfessional
Race 3: HAPPY BIRTHDAY CALLAGHAN PARK Maiden
Handicap - 1600m
30 May 2025 - 11:11
Track Rating: Heavy 9, Weather: Raining, Rail Position: +6.5m
Entire



Section	Overall	1400m	1200m	1000m	800m	600m	400m	200m					
Section Times	1:41.35 [5] (0:13.76)	1:27.59 [7] (0:11.47)	1:16.12 [7] (0:11.94)	1:04.18 [7] (0:12.58)	0:51.60 [7] (0:12.61)	0:38.99 [7] (0:12.23)	0:26.76 [6] (0:12.93)	0:13.83 [5] (0:13.83)					
Average Speed [km/h]	52.4	62.7	60.5	57.9	57.8	59.0	55.6	52.5					
Top Speed [km/h]	63.1	63.5	61.1	60.1	58.5	59.4	58.3	54.2					
Avg. Dist. to Rail [m]	4.3	3.1	2.5	1.9	1.5	4.2	7.0	6.8					
Avg. Stride Freq. [Hz]	2.2	2.3	2.2	2.2	2.3	2.3	2.3	2.2					
Avg. Stride Length [m]	6.5	7.6	7.5	7.3	7.2	7.1	6.8	6.6					





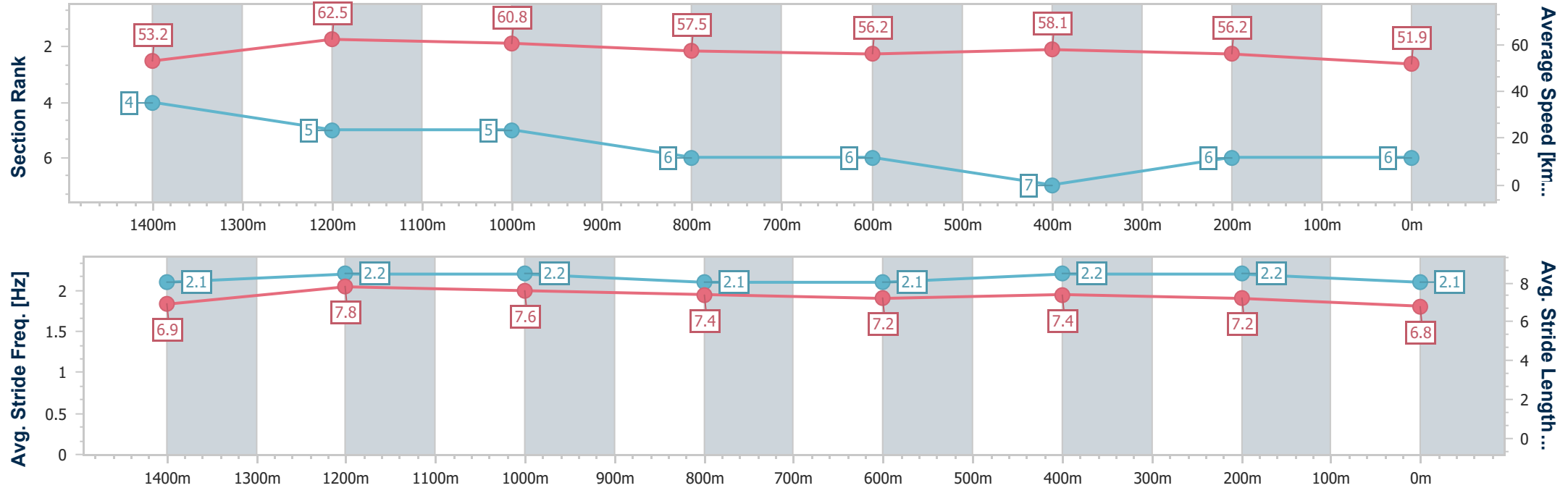
Horse/Jockey Name	Check One Two
Final Rank	6
Fastest Section Time (Section)	0:11.52 (1400m)
Top Speed [km/h] (Section)	64.1 (1400m)
Race State	Finished



RockhamptonProfessional
Race 3: HAPPY BIRTHDAY CALLAGHAN PARK Maiden
Handicap - 1600m
30 May 2025 - 11:11
Track Rating: Heavy 9, Weather: Raining, Rail Position: +6.5m
Entire



Section	Overall	1400m	1200m	1000m	800m	600m	400m	200m					
Section Times	1:41.55 [6] (0:13.54)	1:28.01 [4] (0:11.52)	1:16.49 [5] (0:11.84)	1:04.65 [5] (0:12.62)	0:52.03 [6] (0:12.83)	0:39.20 [6] (0:12.39)	0:26.81 [7] (0:12.82)	0:13.99 [6] (0:13.99)					
Average Speed [km/h]	53.2	62.5	60.8	57.5	56.2	58.1	56.2	51.9					
Top Speed [km/h]	63.9	64.1	61.9	59.9	57.3	58.5	57.8	54.9					
Avg. Dist. to Rail [m]	0.9	0.2	1.1	1.3	0.4	1.0	2.0	2.4					
Avg. Stride Freq. [Hz]	2.1	2.2	2.2	2.1	2.1	2.2	2.2	2.1					
Avg. Stride Length [m]	6.9	7.8	7.6	7.4	7.2	7.4	7.2	6.8					





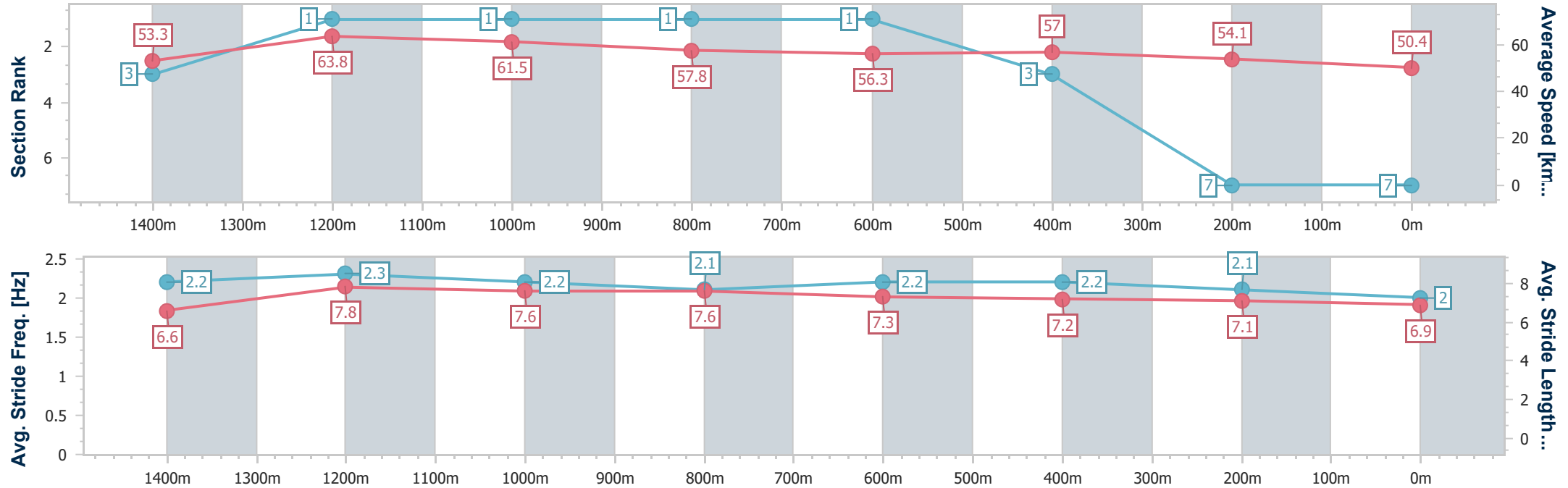
Horse/Jockey Name	Hadmytime
Final Rank	7
Fastest Section Time (Section)	0:11.27 (1400m)
Top Speed [km/h] (Section)	64.5 (1400m)
Race State	Finished



RockhamptonProfessional
Race 3: HAPPY BIRTHDAY CALLAGHAN PARK Maiden
Handicap - 1600m
30 May 2025 - 11:11
Track Rating: Heavy 9, Weather: Raining, Rail Position: +6.5m
Entire



Section	Overall	1400m	1200m	1000m	800m	600m	400m	200m					
Section Times	1:42.01 [7] (0:13.52)	1:28.49 [3] (0:11.27)	1:17.22 [1] (0:11.73)	1:05.49 [1] (0:12.45)	0:53.04 [1] (0:12.74)	0:40.30 [1] (0:12.62)	0:27.68 [3] (0:13.30)	0:14.38 [7] (0:14.38)					
Average Speed [km/h]	53.3	63.8	61.5	57.8	56.3	57.0	54.1	50.4					
Top Speed [km/h]	64.1	64.5	62.6	60.7	57.0	57.5	56.4	52.0					
Avg. Dist. to Rail [m]	5.3	2.9	1.4	0.3	0.6	0.3	0.3	0.6					
Avg. Stride Freq. [Hz]	2.2	2.3	2.2	2.1	2.2	2.2	2.1	2.0					
Avg. Stride Length [m]	6.6	7.8	7.6	7.6	7.3	7.2	7.1	6.9					





Rockhampton Professional

Race 4: PATRON DR. WILLIAM CALLAGHAN Class 3 Handicap - 1050m

30 May 2025 - 11:40



Track Rating: Heavy 9, Weather: Raining, Rail Position: +6.5m Entire

Section		Overall				1000m	800m	600m	400m	200m	Last 600m		
Field Times		1:02.72				0:58.41	0:46.39	0:34.44	0:23.15	0:12.01	0:34.44		
		(0:04.31)				(0:12.02)	(0:11.95)	(0:11.29)	(0:11.14)	(0:12.01)			
Rank	TAB	Horse/Jockey	Barrier	Top Speed [km/h]	Fastest Section							Margin	Distance Travelled [m]
1	3	DEVIL DEVIL	4	66.9	0:04.56	1:02.72 [1]	0:58.16 [4]	0:45.94 [4]	0:34.20 [2]	0:23.00 [2]	0:12.01 [1]	1:02.72	0:34.20
		Justin Stanley		600m	Overall	(0:04.56)	(0:12.22)	(0:11.74)	(0:11.20)	(0:10.99)	(0:12.01)		
2	7	CUMIN SPINNER	5	66.7	0:04.31	1:02.96 [2]	0:58.65 [1]	0:46.63 [1]	0:34.68 [1]	0:23.39 [1]	0:12.19 [2]	1.43L	0:34.68
		Nikki Olzard		400m	Overall	(0:04.31)	(0:12.02)	(0:11.95)	(0:11.29)	(0:11.20)	(0:12.19)		-1
3	6	ANSWERING	1	65.9	0:04.44	1:03.38 [3]	0:58.94 [2]	0:46.84 [2]	0:34.85 [3]	0:23.61 [3]	0:12.38 [3]	3.91L	0:34.85
		Raul Silvera Olivera		400m	Overall	(0:04.44)	(0:12.10)	(0:11.99)	(0:11.24)	(0:11.23)	(0:12.38)		+1
4	4	LAST DITCH EFFORT	6	68.3	0:04.51	1:04.42 [4]	0:59.91 [3]	0:47.74 [3]	0:35.64 [4]	0:24.64 [4]	0:13.36 [4]	10.01L	0:35.64
		Ryan Wiggins		600m	Overall	(0:04.51)	(0:12.17)	(0:12.10)	(0:11.00)	(0:11.28)	(0:13.36)		+2

Scratched: All England (#5), Bigcat (#1), Canny Be Better (#2)



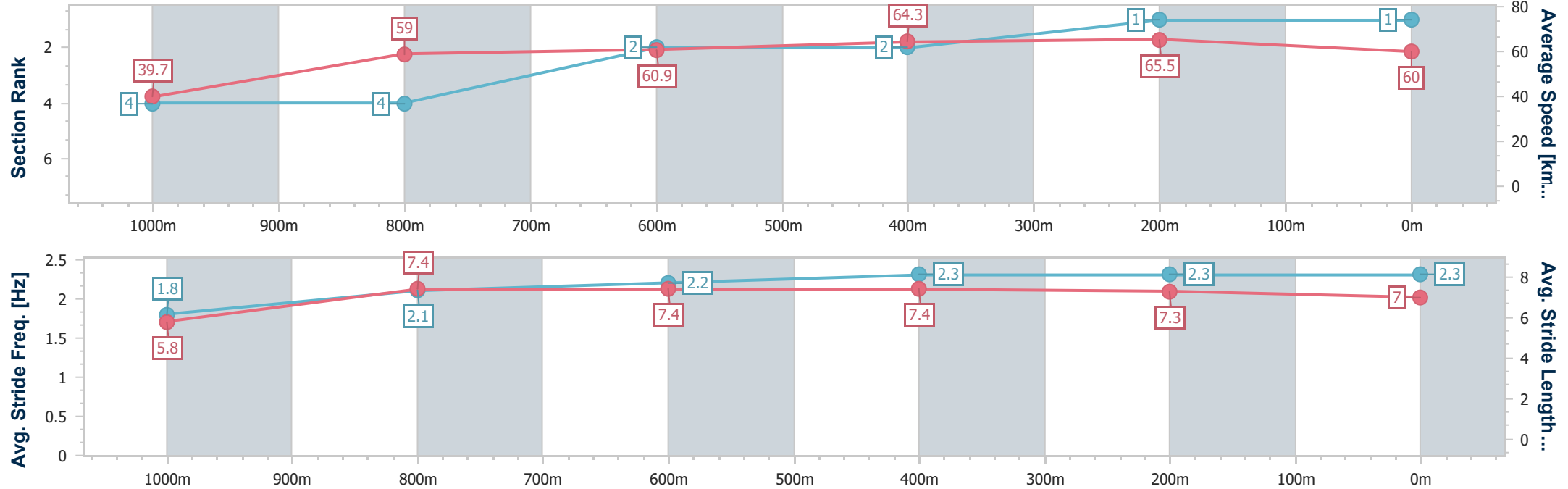
Horse/Jockey Name	Devil Devil
Final Rank	1
Fastest Section Time (Section)	0:04.56 (Overall)
Top Speed [km/h] (Section)	66.9 (600m)
Race State	Finished



RockhamptonProfessional
Race 4: PATRON DR. WILLIAM CALLAGHAN Class 3 Handicap
- 1050m
30 May 2025 - 11:40
Track Rating: Heavy 9, Weather: Raining, Rail Position: +6.5m
Entire



Section	Overall	1000m	800m	600m	400m	200m								
Section Times	1:02.72 [1] (0:04.56)	0:58.16 [4] (0:12.22)	0:45.94 [4] (0:11.74)	0:34.20 [2] (0:11.20)	0:23.00 [2] (0:10.99)	0:12.01 [1] (0:12.01)								
Average Speed [km/h]	39.7	59.0	60.9	64.3	65.5	60.0								
Top Speed [km/h]	53.7	61.9	63.0	66.9	66.6	64.0								
Avg. Dist. to Rail [m]	4.4	0.7	0.7	0.6	0.5	0.2								
Avg. Stride Freq. [Hz]	1.8	2.1	2.2	2.3	2.3	2.3								
Avg. Stride Length [m]	5.8	7.4	7.4	7.4	7.3	7.0								





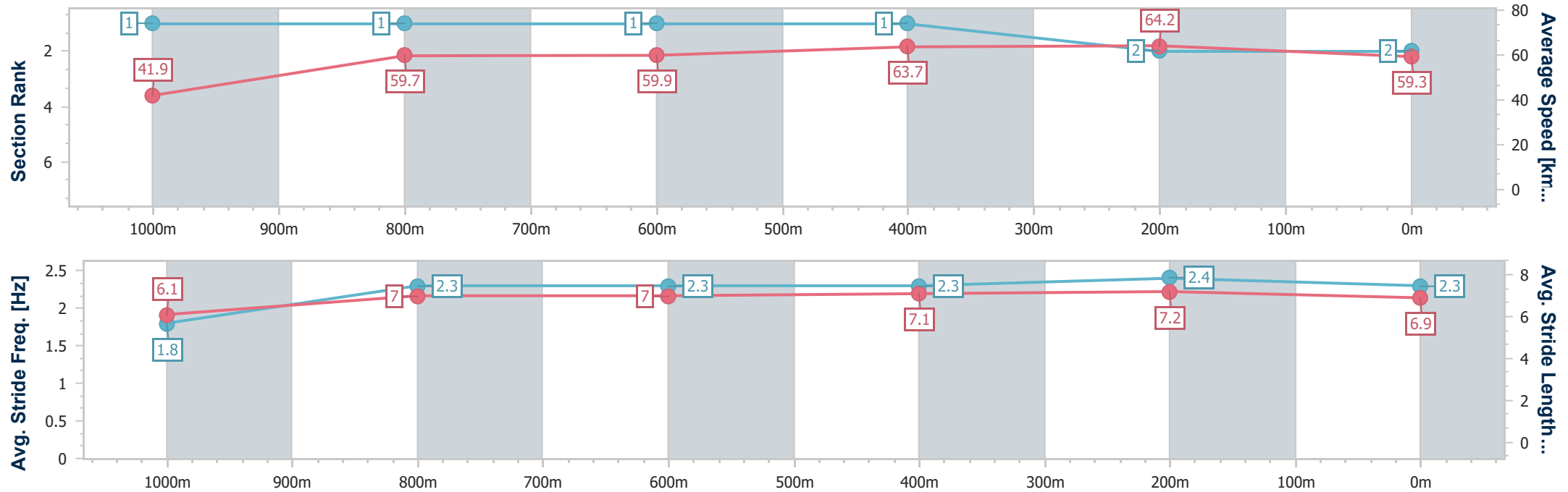
Horse/Jockey Name	Cumin Spinner
Final Rank	2
Fastest Section Time (Section)	0:04.31 (Overall)
Top Speed [km/h] (Section)	66.7 (400m)
Race State	Finished



RockhamptonProfessional
Race 4: PATRON DR. WILLIAM CALLAGHAN Class 3 Handicap
- 1050m
30 May 2025 - 11:40
Track Rating: Heavy 9, Weather: Raining, Rail Position: +6.5m
Entire



Section	Overall	1000m	800m	600m	400m	200m								
Section Times	1:02.96 [2] (0:04.31)	0:58.65 [1] (0:12.02)	0:46.63 [1] (0:11.95)	0:34.68 [1] (0:11.29)	0:23.39 [1] (0:11.20)	0:12.19 [2] (0:12.19)								
Average Speed [km/h]	41.9	59.7	59.9	63.7	64.2	59.3								
Top Speed [km/h]	54.9	61.1	61.0	66.5	66.7	62.5								
Avg. Dist. to Rail [m]	4.5	0.5	0.9	0.6	2.0	4.4								
Avg. Stride Freq. [Hz]	1.8	2.3	2.3	2.3	2.4	2.3								
Avg. Stride Length [m]	6.1	7.0	7.0	7.1	7.2	6.9								





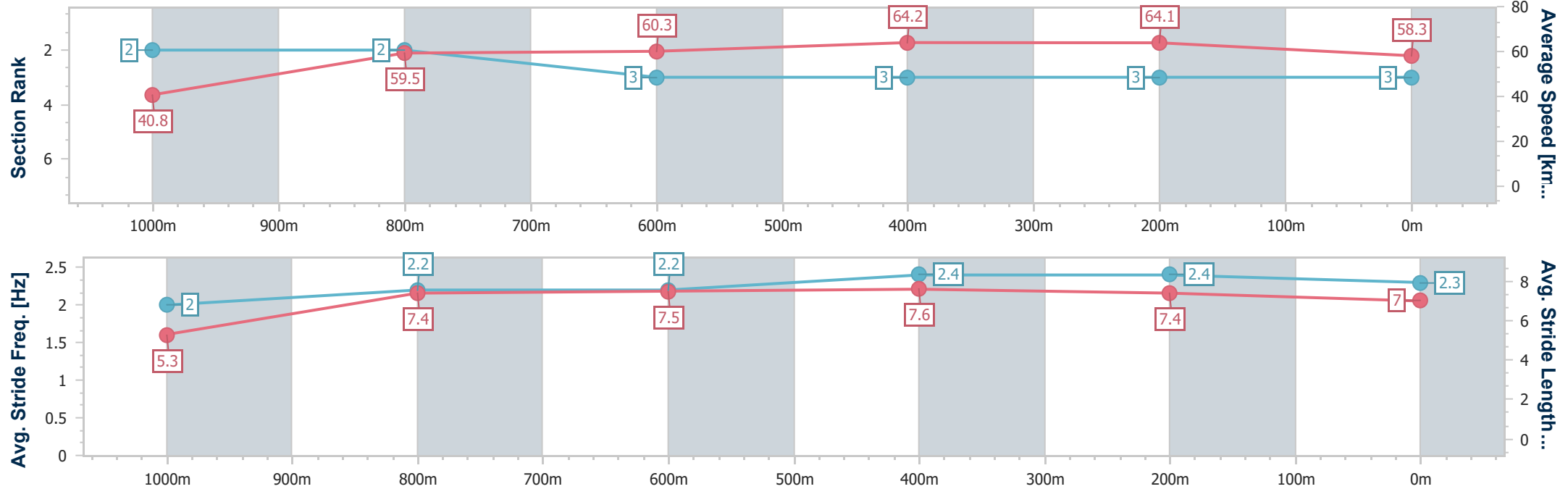
Horse/Jockey Name	Answering
Final Rank	3
Fastest Section Time (Section)	0:04.44 (Overall)
Top Speed [km/h] (Section)	65.9 (400m)
Race State	Finished



RockhamptonProfessional
Race 4: PATRON DR. WILLIAM CALLAGHAN Class 3 Handicap
- 1050m
30 May 2025 - 11:40
Track Rating: Heavy 9, Weather: Raining, Rail Position: +6.5m
Entire



Section	Overall	1000m	800m	600m	400m	200m								
Section Times	1:03.38 [3] (0:04.44)	0:58.94 [2] (0:12.10)	0:46.84 [2] (0:11.99)	0:34.85 [3] (0:11.24)	0:23.61 [3] (0:11.23)	0:12.38 [3] (0:12.38)								
Average Speed [km/h]	40.8	59.5	60.3	64.2	64.1	58.3								
Top Speed [km/h]	55.7	62.3	61.7	65.8	65.9	61.3								
Avg. Dist. to Rail [m]	2.5	0.4	0.6	1.4	3.0	3.7								
Avg. Stride Freq. [Hz]	2.0	2.2	2.2	2.4	2.4	2.3								
Avg. Stride Length [m]	5.3	7.4	7.5	7.6	7.4	7.0								



[] Ranking at each section and finish
-.-.- No data available at this section
NA No data available



Horse/Jockey Name	Last Ditch Effort
Final Rank	4
Fastest Section Time (Section)	0:04.51 (Overall)
Top Speed [km/h] (Section)	68.3 (600m)
Race State	Finished



RockhamptonProfessional

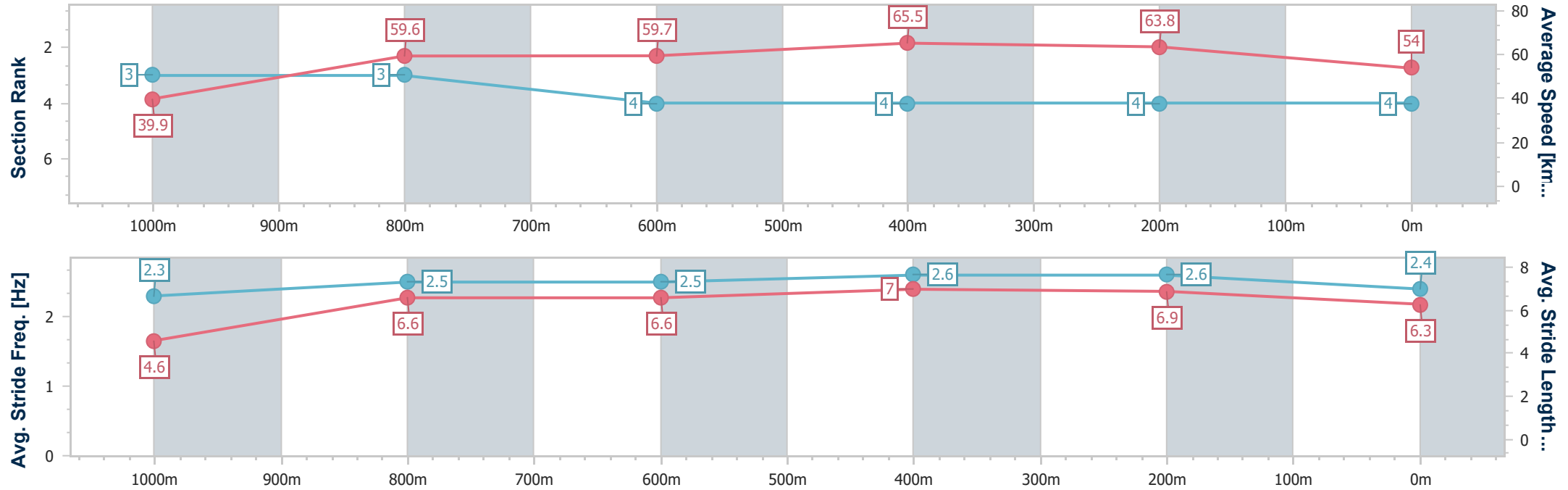
Race 4: PATRON DR. WILLIAM CALLAGHAN Class 3 Handicap - 1050m

30 May 2025 - 11:40

Track Rating: Heavy 9, Weather: Raining, Rail Position: +6.5m Entire

Callaghan Park
ROCKHAMPTON JOCKEY CLUB

Section	Overall	1000m	800m	600m	400m	200m							
Section Times	1:04.42 [4] (0:04.51)	0:59.91 [3] (0:12.17)	0:47.74 [3] (0:12.10)	0:35.64 [4] (0:11.00)	0:24.64 [4] (0:11.28)	0:13.36 [4] (0:13.36)							
Average Speed [km/h]	39.9	59.6	59.7	65.5	63.8	54.0							
Top Speed [km/h]	55.2	61.6	63.6	68.3	66.5	60.4							
Avg. Dist. to Rail [m]	7.0	1.7	0.9	1.4	3.5	4.9							
Avg. Stride Freq. [Hz]	2.3	2.5	2.5	2.6	2.6	2.4							
Avg. Stride Length [m]	4.6	6.6	6.6	7.0	6.9	6.3							





Rockhampton Professional

Race 5: CHAIRMAN ROBERT C. BOLAND OPEN Handicap - 1050m

30 May 2025 - 12:12



Track Rating: Heavy 9, Weather: Raining, Rail Position: +6.5m Entire

Section Field Times						Overall	1000m	800m	600m	400m	200m	Last 600m		
						1:01.55 (0:04.37)	0:57.18 (0:11.80)	0:45.38 (0:11.36)	0:34.02 (0:10.75)	0:23.27 (0:11.05)	0:12.22 (0:12.22)	0:34.02		
Rank	TAB	Horse/Jockey	Barrier	Top Speed [km/h]	Fastest Section								Margin	Distance Travelled [m]
1	5	DESERT KOBY	1	67.4	0:04.37	1:01.55 [1]	0:57.18 [1]	0:45.38 [1]	0:34.02 [1]	0:23.27 [1]	0:12.22 [1]	1:01.55	0:34.02	
		Sean Cormack		600m	Overall	(0:04.37)	(0:11.80)	(0:11.36)	(0:10.75)	(0:11.05)	(0:12.22)			
2	7	FROSTY BEAR	3	68.2	0:04.66	1:02.61 [2]	0:57.95 [3]	0:46.16 [3]	0:34.76 [3]	0:24.04 [2]	0:12.70 [2]	6.23L	0:34.76	+1
		Adam Sewell		600m	Overall	(0:04.66)	(0:11.79)	(0:11.40)	(0:10.72)	(0:11.34)	(0:12.70)			
3	6	DOUBTING EYE	5	66.6	0:04.64	1:03.76 [3]	0:59.12 [2]	0:47.32 [2]	0:35.96 [2]	0:24.99 [3]	0:13.25 [3]	12.98L	0:35.96	+4
		Warwick Satherley		600m	Overall	(0:04.64)	(0:11.80)	(0:11.36)	(0:10.97)	(0:11.74)	(0:13.25)			

Scratched: Master Montaro (#1), Maximum Output (#2), Capo Strada (#4), Convener (#3)



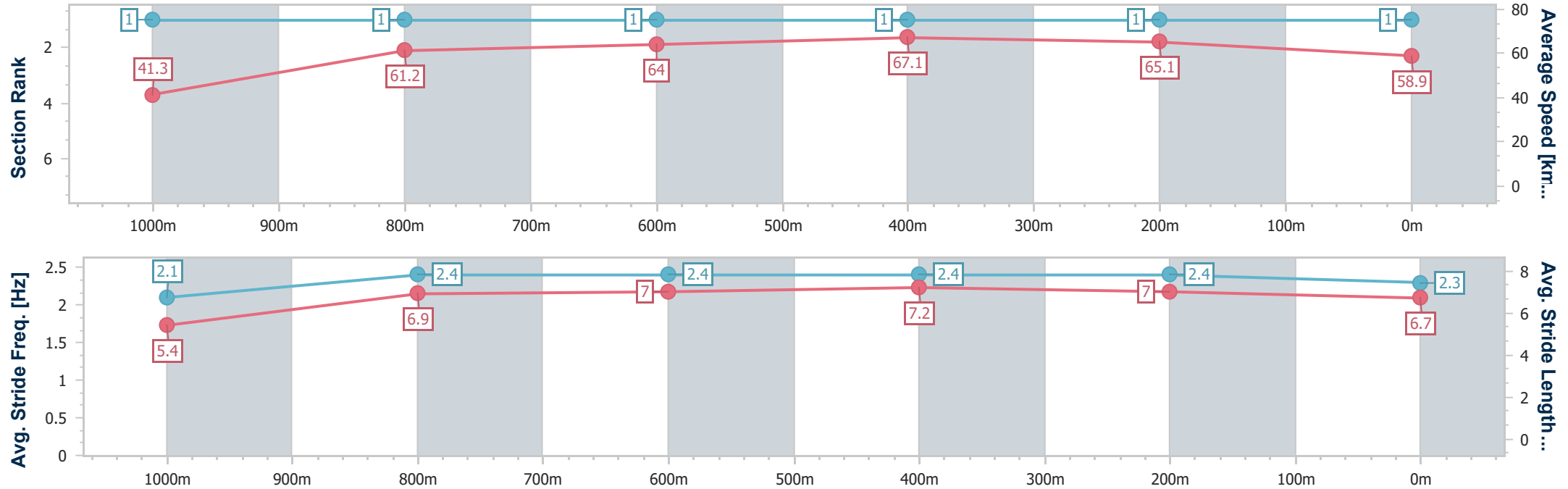
Horse/Jockey Name	Desert Koby
Final Rank	1
Fastest Section Time (Section)	0:04.37 (Overall)
Top Speed [km/h] (Section)	67.4 (600m)
Race State	Finished



RockhamptonProfessional
Race 5: CHAIRMAN ROBERT C. BOLAND OPEN Handicap - 1050m
30 May 2025 - 12:12
Track Rating: Heavy 9, Weather: Raining, Rail Position: +6.5m Entire



Section	Overall	1000m	800m	600m	400m	200m								
Section Times	1:01.55 [1] (0:04.37)	0:57.18 [1] (0:11.80)	0:45.38 [1] (0:11.36)	0:34.02 [1] (0:10.75)	0:23.27 [1] (0:11.05)	0:12.22 [1] (0:12.22)								
Average Speed [km/h]	41.3	61.2	64.0	67.1	65.1	58.9								
Top Speed [km/h]	55.9	63.3	66.5	67.4	66.9	62.9								
Avg. Dist. to Rail [m]	2.3	0.5	1.3	5.4	7.7	8.6								
Avg. Stride Freq. [Hz]	2.1	2.4	2.4	2.4	2.4	2.3								
Avg. Stride Length [m]	5.4	6.9	7.0	7.2	7.0	6.7								



[] Ranking at each section and finish
- - - - - No data available at this section
NA No data available



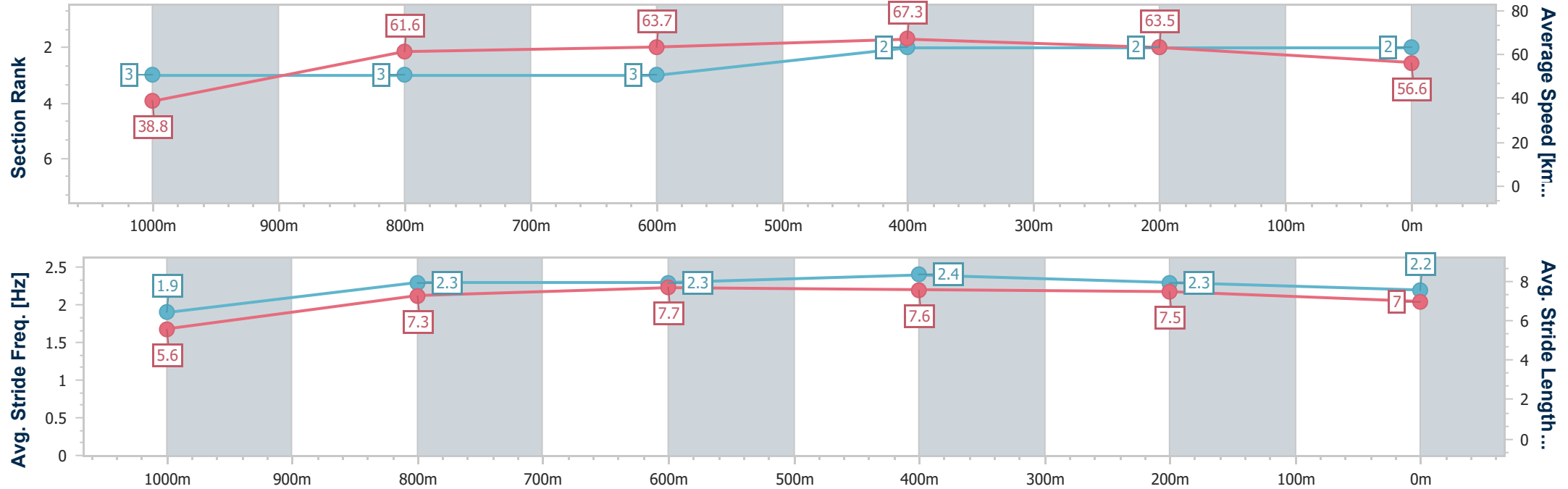
Horse/Jockey Name	Frosty Bear
Final Rank	2
Fastest Section Time (Section)	0:04.66 (Overall)
Top Speed [km/h] (Section)	68.2 (600m)
Race State	Finished



RockhamptonProfessional
Race 5: CHAIRMAN ROBERT C. BOLAND OPEN Handicap - 1050m
30 May 2025 - 12:12
Track Rating: Heavy 9, Weather: Raining, Rail Position: +6.5m Entire



Section	Overall	1000m	800m	600m	400m	200m								
Section Times	1:02.61 [2] (0:04.66)	0:57.95 [3] (0:11.79)	0:46.16 [3] (0:11.40)	0:34.76 [3] (0:10.72)	0:24.04 [2] (0:11.34)	0:12.70 [2] (0:12.70)								
Average Speed [km/h]	38.8	61.6	63.7	67.3	63.5	56.6								
Top Speed [km/h]	56.0	63.3	65.0	68.2	65.9	60.5								
Avg. Dist. to Rail [m]	4.3	1.4	1.2	3.1	5.0	5.2								
Avg. Stride Freq. [Hz]	1.9	2.3	2.3	2.4	2.3	2.2								
Avg. Stride Length [m]	5.6	7.3	7.7	7.6	7.5	7.0								





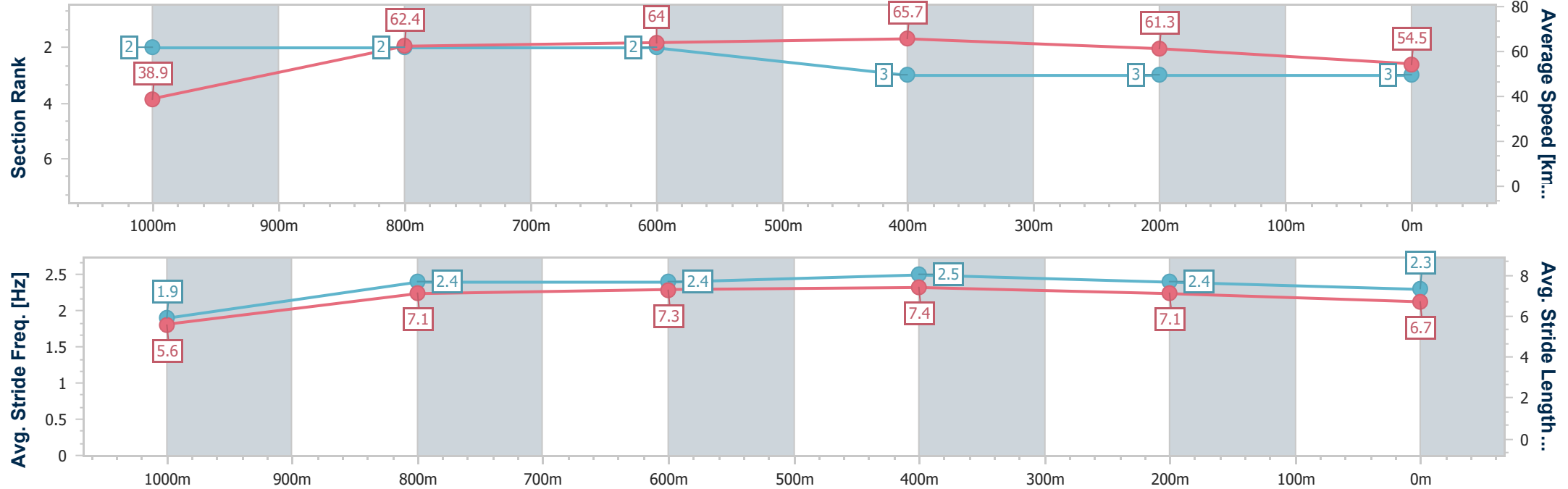
Horse/Jockey Name	Doubting Eye
Final Rank	3
Fastest Section Time (Section)	0:04.64 (Overall)
Top Speed [km/h] (Section)	66.6 (600m)
Race State	Finished



RockhamptonProfessional
Race 5: CHAIRMAN ROBERT C. BOLAND OPEN Handicap - 1050m
30 May 2025 - 12:12
Track Rating: Heavy 9, Weather: Raining, Rail Position: +6.5m Entire



Section	Overall	1000m	800m	600m	400m	200m								
Section Times	1:03.76 [3] (0:04.64)	0:59.12 [2] (0:11.80)	0:47.32 [2] (0:11.36)	0:35.96 [2] (0:10.97)	0:24.99 [3] (0:11.74)	0:13.25 [3] (0:13.25)								
Average Speed [km/h]	38.9	62.4	64.0	65.7	61.3	54.5								
Top Speed [km/h]	55.3	63.8	64.7	66.6	64.1	58.4								
Avg. Dist. to Rail [m]	6.4	3.9	1.3	5.4	8.0	8.4								
Avg. Stride Freq. [Hz]	1.9	2.4	2.4	2.5	2.4	2.3								
Avg. Stride Length [m]	5.6	7.1	7.3	7.4	7.1	6.7								





Rockhampton Professional
Race 6: SECRETARY ROBERT R. DAWBARN BENCHMARK 58 Handicap
- 1200m
30 May 2025 - 12:49



Track Rating: Heavy 9, Weather: Raining, Rail Position: +6.5m Entire

Section						Overall	1000m	800m	600m	400m	200m	Last 600m	
Field Times						1:12.87 (0:13.07)	0:59.80 (0:11.80)	0:48.00 (0:11.93)	0:36.07 (0:11.44)	0:24.63 (0:11.76)	0:12.87 (0:12.87)	0:36.07	
Rank	TAB	Horse/Jockey	Barrier	Top Speed [km/h]	Fastest Section							Margin	Distance Travelled [m]
1	6	NICCONORI	4	64.9	0:11.44	1:12.87 [1]	0:59.80 [1]	0:48.00 [1]	0:36.07 [1]	0:24.63 [1]	0:12.87 [1]	1:12.87	0:36.07
		Liv O'Donnell		600m	600m	(0:13.07)	(0:11.80)	(0:11.93)	(0:11.44)	(0:11.76)	(0:12.87)		
2	8	NEPTUNE LEGEND	2	63.9	0:11.45	1:13.06 [2]	0:59.68 [5]	0:47.65 [5]	0:35.58 [5]	0:24.13 [5]	0:12.47 [6]	1.09L	0:35.58 +0
		Nikki Olzard		600m	600m	(0:13.38)	(0:12.03)	(0:12.07)	(0:11.45)	(0:11.66)	(0:12.47)		
3	7	GRAECI	8	65.5	0:11.36	1:13.08 [3]	0:59.44 [8]	0:47.37 [7]	0:35.40 [7]	0:23.89 [8]	0:12.53 [5]	1.23L	0:35.40 +3
		Brooke Johnson		400m	400m	(0:13.64)	(0:12.07)	(0:11.97)	(0:11.51)	(0:11.36)	(0:12.53)		
4	5	SANTORINI SUMMER	1	64.7	0:11.48	1:13.29 [4]	1:00.09 [3]	0:48.10 [3]	0:36.18 [4]	0:24.70 [3]	0:13.09 [2]	2.43L	0:36.18 -1
		Tahlia Fenlon		Overall	600m	(0:13.20)	(0:11.99)	(0:11.92)	(0:11.48)	(0:11.61)	(0:13.09)		
5	3	NORTHUMBRIA	9	64.2	0:11.53	1:13.48 [5]	1:00.28 [2]	0:48.49 [2]	0:36.47 [2]	0:24.94 [2]	0:13.11 [3]	3.56L	0:36.47 +3
		Warwick Satherley		600m	600m	(0:13.20)	(0:11.79)	(0:12.02)	(0:11.53)	(0:11.83)	(0:13.11)		
6	2	IMMORTALITY	3	63.9	0:11.51	1:13.76 [6]	1:00.46 [4]	0:48.54 [4]	0:36.66 [3]	0:25.15 [4]	0:13.24 [4]	5.24L	0:36.66 +3
		Ashley Butler		Overall	600m	(0:13.30)	(0:11.92)	(0:11.88)	(0:11.51)	(0:11.91)	(0:13.24)		
7	9	LATIN LOVE	5	64.0	0:11.47	1:13.96 [7]	1:00.40 [6]	0:48.45 [6]	0:36.48 [6]	0:25.01 [6]	0:13.17 [8]	6.41L	0:36.48 -1
		Chris McIver		Overall	600m	(0:13.56)	(0:11.95)	(0:11.97)	(0:11.47)	(0:11.84)	(0:13.17)		
8	1	THE BRILL BUILDING	7	64.6	0:11.37	1:14.05 [8]	1:00.47 [7]	0:48.29 [8]	0:36.33 [8]	0:24.96 [7]	0:13.29 [7]	6.89L	0:36.33 +0
		Ryan Wiggins		Overall	600m	(0:13.58)	(0:12.18)	(0:11.96)	(0:11.37)	(0:11.67)	(0:13.29)		

Scratched: All England (#4)



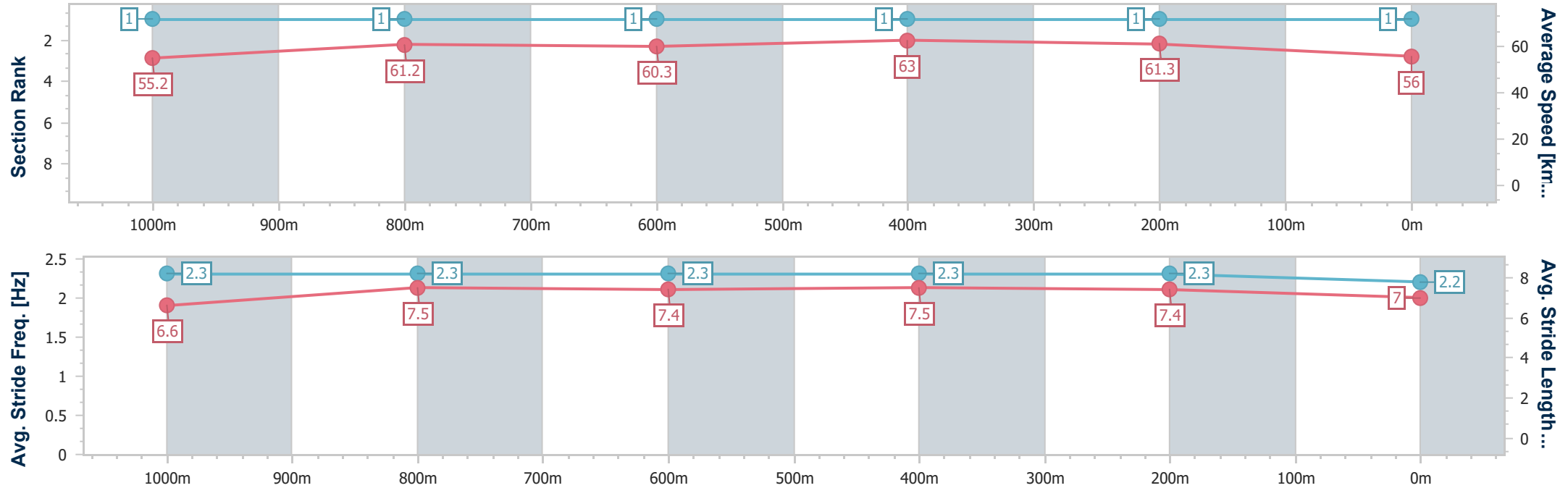
Horse/Jockey Name	Nicconori
Final Rank	1
Fastest Section Time (Section)	0:11.44 (600m)
Top Speed [km/h] (Section)	64.9 (600m)
Race State	Finished



RockhamptonProfessional
Race 6: SECRETARY ROBERT R. DAWBARN BENCHMARK 58
Handicap - 1200m
30 May 2025 - 12:49
Track Rating: Heavy 9, Weather: Raining, Rail Position: +6.5m
Entire



Section	Overall	1000m	800m	600m	400m	200m							
Section Times	1:12.87 [1] (0:13.07)	0:59.80 [1] (0:11.80)	0:48.00 [1] (0:11.93)	0:36.07 [1] (0:11.44)	0:24.63 [1] (0:11.76)	0:12.87 [1] (0:12.87)							
Average Speed [km/h]	55.2	61.2	60.3	63.0	61.3	56.0							
Top Speed [km/h]	64.1	63.3	62.7	64.9	64.9	58.8							
Avg. Dist. to Rail [m]	2.4	0.7	0.7	0.9	1.5	2.0							
Avg. Stride Freq. [Hz]	2.3	2.3	2.3	2.3	2.3	2.2							
Avg. Stride Length [m]	6.6	7.5	7.4	7.5	7.4	7.0							





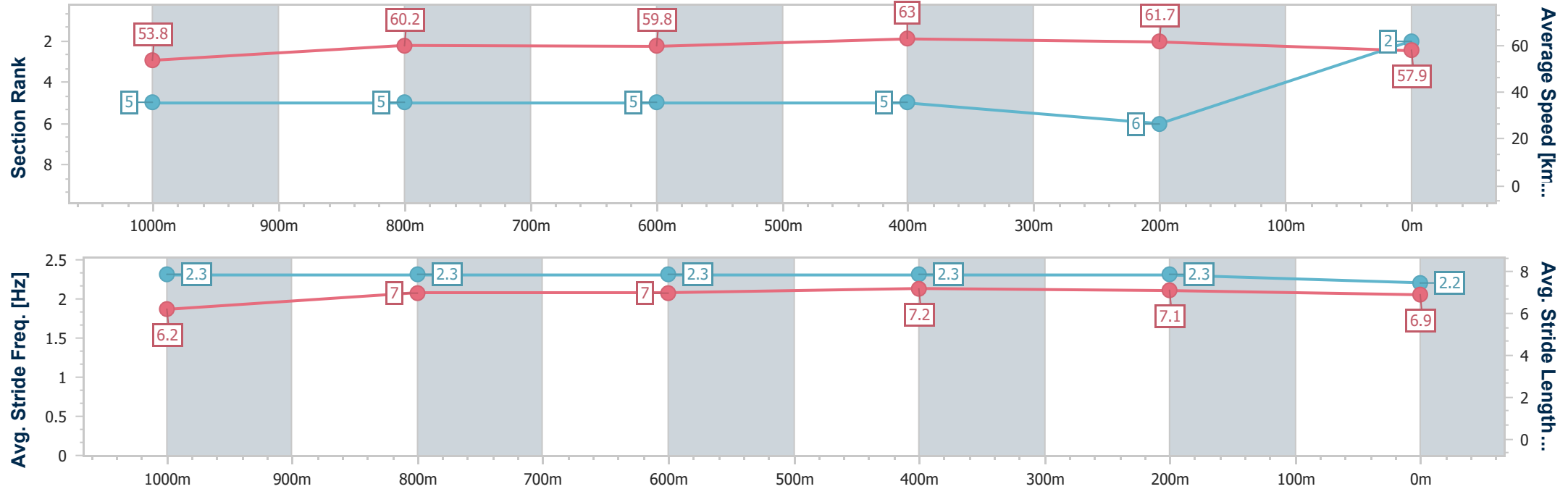
Horse/Jockey Name	Neptune Legend
Final Rank	2
Fastest Section Time (Section)	0:11.45 (600m)
Top Speed [km/h] (Section)	63.9 (600m)
Race State	Finished



RockhamptonProfessional
Race 6: SECRETARY ROBERT R. DAWBARN BENCHMARK 58
Handicap - 1200m
30 May 2025 - 12:49
Track Rating: Heavy 9, Weather: Raining, Rail Position: +6.5m
Entire



Section	Overall	1000m	800m	600m	400m	200m								
Section Times	1:13.06 [2] (0:13.38)	0:59.68 [5] (0:12.03)	0:47.65 [5] (0:12.07)	0:35.58 [5] (0:11.45)	0:24.13 [5] (0:11.66)	0:12.47 [6] (0:12.47)								
Average Speed [km/h]	53.8	60.2	59.8	63.0	61.7	57.9								
Top Speed [km/h]	63.4	63.5	61.1	63.9	63.3	60.1								
Avg. Dist. to Rail [m]	0.5	0.7	0.6	3.8	6.2	5.8								
Avg. Stride Freq. [Hz]	2.3	2.3	2.3	2.3	2.3	2.2								
Avg. Stride Length [m]	6.2	7.0	7.0	7.2	7.1	6.9								





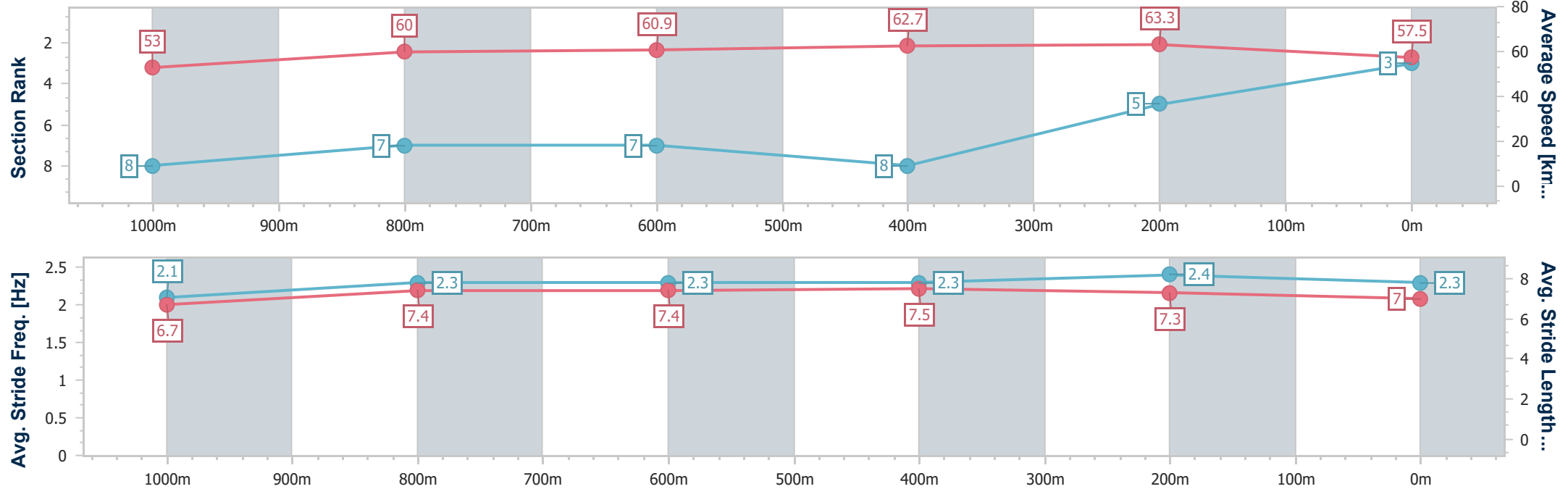
Horse/Jockey Name	Graeci
Final Rank	3
Fastest Section Time (Section)	0:11.36 (400m)
Top Speed [km/h] (Section)	65.5 (400m)
Race State	Finished



RockhamptonProfessional
Race 6: SECRETARY ROBERT R. DAWBARN BENCHMARK 58
Handicap - 1200m
30 May 2025 - 12:49
Track Rating: Heavy 9, Weather: Raining, Rail Position: +6.5m
Entire



Section	Overall	1000m	800m	600m	400m	200m								
Section Times	1:13.08 [3] (0:13.64)	0:59.44 [8] (0:12.07)	0:47.37 [7] (0:11.97)	0:35.40 [7] (0:11.51)	0:23.89 [8] (0:11.36)	0:12.53 [5] (0:12.53)								
Average Speed [km/h]	53.0	60.0	60.9	62.7	63.3	57.5								
Top Speed [km/h]	63.4	61.4	64.0	65.0	65.5	60.8								
Avg. Dist. to Rail [m]	5.1	1.5	1.7	5.2	9.6	8.6								
Avg. Stride Freq. [Hz]	2.1	2.3	2.3	2.3	2.4	2.3								
Avg. Stride Length [m]	6.7	7.4	7.4	7.5	7.3	7.0								





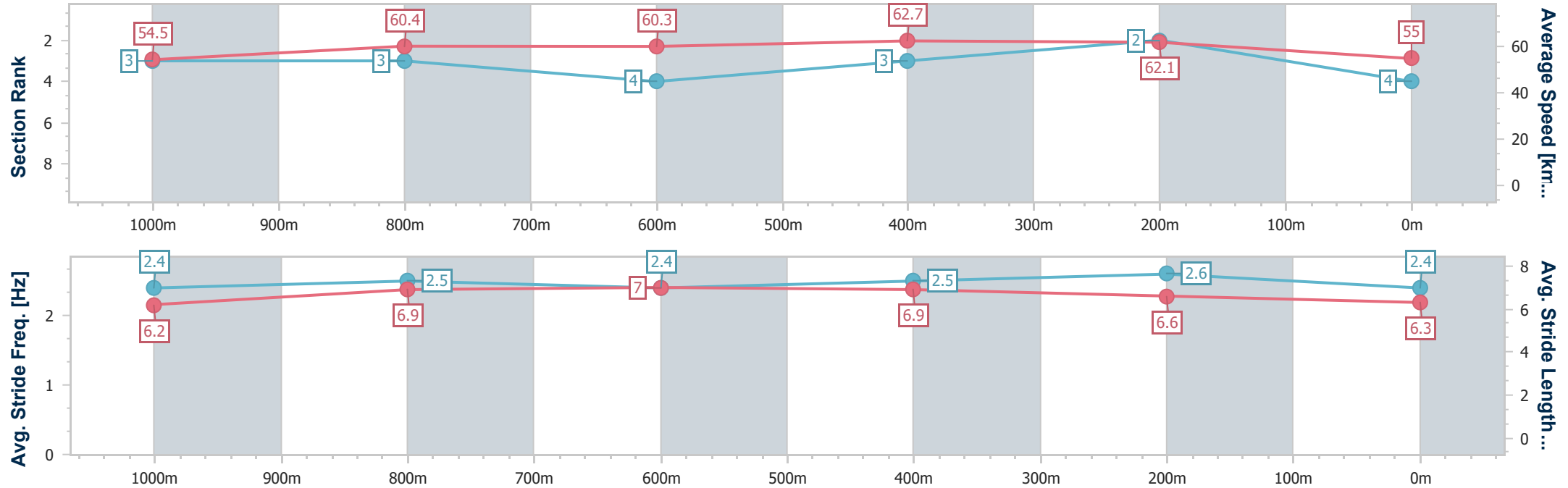
Horse/Jockey Name	Santorini Summer
Final Rank	4
Fastest Section Time (Section)	0:11.48 (600m)
Top Speed [km/h] (Section)	64.7 (Overall)
Race State	Finished



RockhamptonProfessional
Race 6: SECRETARY ROBERT R. DAWBARN BENCHMARK 58
Handicap - 1200m
30 May 2025 - 12:49
Track Rating: Heavy 9, Weather: Raining, Rail Position: +6.5m
Entire



Section	Overall	1000m	800m	600m	400m	200m								
Section Times	1:13.29 [4] (0:13.20)	1:00.09 [3] (0:11.99)	0:48.10 [3] (0:11.92)	0:36.18 [4] (0:11.48)	0:24.70 [3] (0:11.61)	0:13.09 [2] (0:13.09)								
Average Speed [km/h]	54.5	60.4	60.3	62.7	62.1	55.0								
Top Speed [km/h]	64.7	62.2	61.8	63.9	63.7	58.7								
Avg. Dist. to Rail [m]	0.4	0.7	0.4	2.2	1.9	1.0								
Avg. Stride Freq. [Hz]	2.4	2.5	2.4	2.5	2.6	2.4								
Avg. Stride Length [m]	6.2	6.9	7.0	6.9	6.6	6.3								





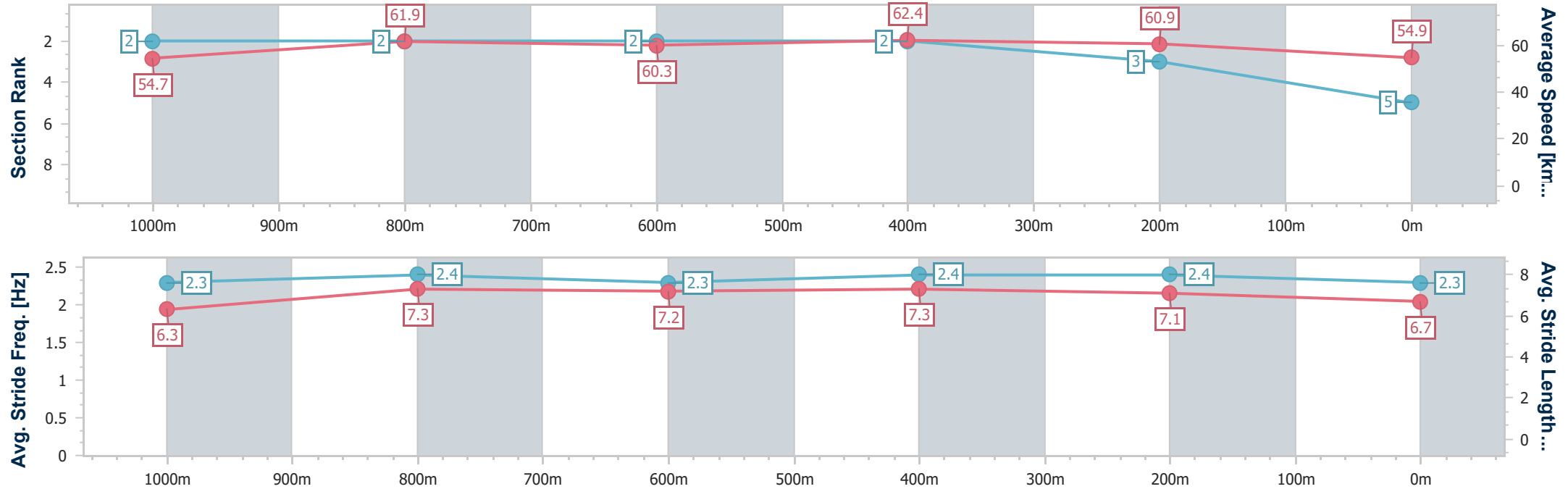
Horse/Jockey Name	Northumbria
Final Rank	5
Fastest Section Time (Section)	0:11.53 (600m)
Top Speed [km/h] (Section)	64.2 (600m)
Race State	Finished



RockhamptonProfessional
Race 6: SECRETARY ROBERT R. DAWBARN BENCHMARK 58
Handicap - 1200m
30 May 2025 - 12:49
Track Rating: Heavy 9, Weather: Raining, Rail Position: +6.5m
Entire



Section	Overall	1000m	800m	600m	400m	200m								
Section Times	1:13.48 [5] (0:13.20)	1:00.28 [2] (0:11.79)	0:48.49 [2] (0:12.02)	0:36.47 [2] (0:11.53)	0:24.94 [2] (0:11.83)	0:13.11 [3] (0:13.11)								
Average Speed [km/h]	54.7	61.9	60.3	62.4	60.9	54.9								
Top Speed [km/h]	63.9	63.9	61.5	64.2	63.2	57.8								
Avg. Dist. to Rail [m]	5.5	2.4	0.8	2.6	3.4	3.9								
Avg. Stride Freq. [Hz]	2.3	2.4	2.3	2.4	2.4	2.3								
Avg. Stride Length [m]	6.3	7.3	7.2	7.3	7.1	6.7								





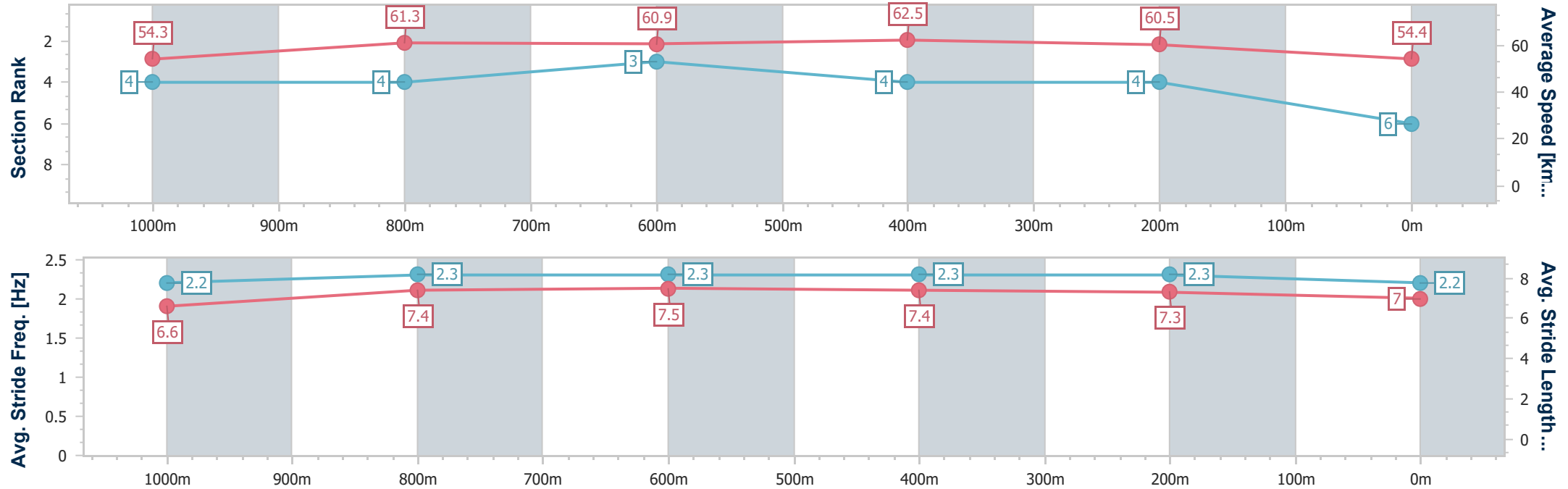
Horse/Jockey Name	Immortality
Final Rank	6
Fastest Section Time (Section)	0:11.51 (600m)
Top Speed [km/h] (Section)	63.9 (Overall)
Race State	Finished



RockhamptonProfessional
Race 6: SECRETARY ROBERT R. DAWBARN BENCHMARK 58
Handicap - 1200m
30 May 2025 - 12:49
Track Rating: Heavy 9, Weather: Raining, Rail Position: +6.5m
Entire



Section	Overall	1000m	800m	600m	400m	200m								
Section Times	1:13.76 [6] (0:13.30)	1:00.46 [4] (0:11.92)	0:48.54 [4] (0:11.88)	0:36.66 [3] (0:11.51)	0:25.15 [4] (0:11.91)	0:13.24 [4] (0:13.24)								
Average Speed [km/h]	54.3	61.3	60.9	62.5	60.5	54.4								
Top Speed [km/h]	63.9	63.9	62.2	63.2	62.7	58.9								
Avg. Dist. to Rail [m]	2.6	2.2	0.8	3.2	5.1	5.2								
Avg. Stride Freq. [Hz]	2.2	2.3	2.3	2.3	2.3	2.2								
Avg. Stride Length [m]	6.6	7.4	7.5	7.4	7.3	7.0								





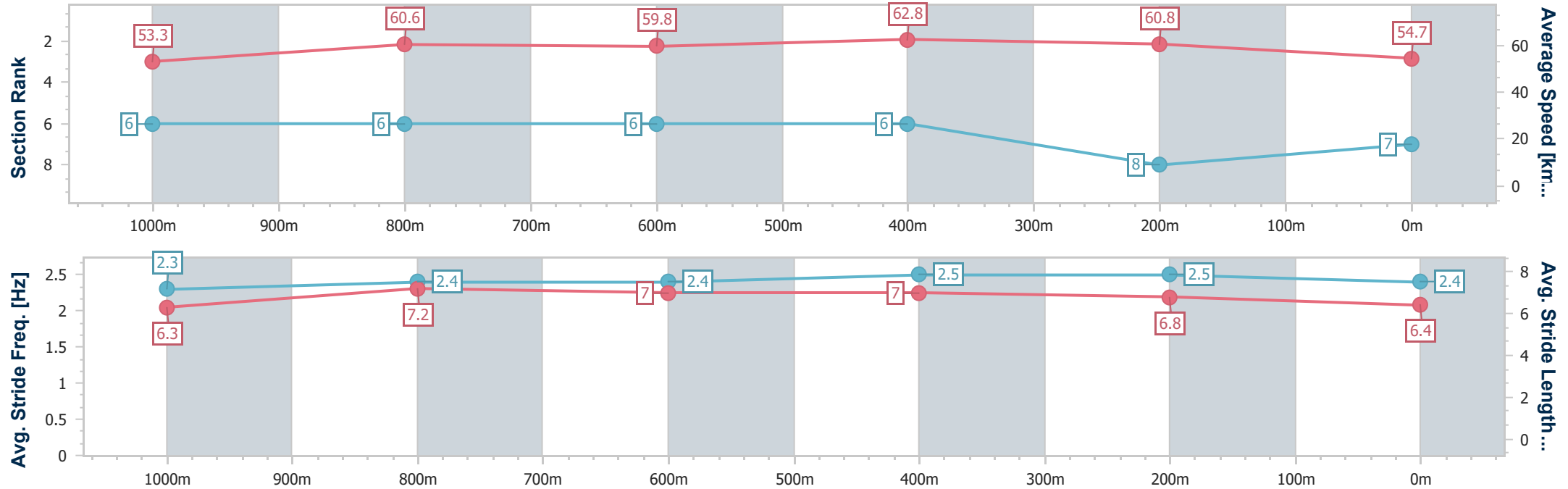
Horse/Jockey Name	Latin Love
Final Rank	7
Fastest Section Time (Section)	0:11.47 (600m)
Top Speed [km/h] (Section)	64.0 (Overall)
Race State	Finished



RockhamptonProfessional
Race 6: SECRETARY ROBERT R. DAWBARN BENCHMARK 58
Handicap - 1200m
30 May 2025 - 12:49
Track Rating: Heavy 9, Weather: Raining, Rail Position: +6.5m
Entire



Section	Overall	1000m	800m	600m	400m	200m								
Section Times	1:13.96 [7] (0:13.56)	1:00.40 [6] (0:11.95)	0:48.45 [6] (0:11.97)	0:36.48 [6] (0:11.47)	0:25.01 [6] (0:11.84)	0:13.17 [8] (0:13.17)								
Average Speed [km/h]	53.3	60.6	59.8	62.8	60.8	54.7								
Top Speed [km/h]	64.0	63.9	62.2	63.4	63.3	57.7								
Avg. Dist. to Rail [m]	3.5	1.0	0.5	3.4	5.2	6.0								
Avg. Stride Freq. [Hz]	2.3	2.4	2.4	2.5	2.5	2.4								
Avg. Stride Length [m]	6.3	7.2	7.0	7.0	6.8	6.4								





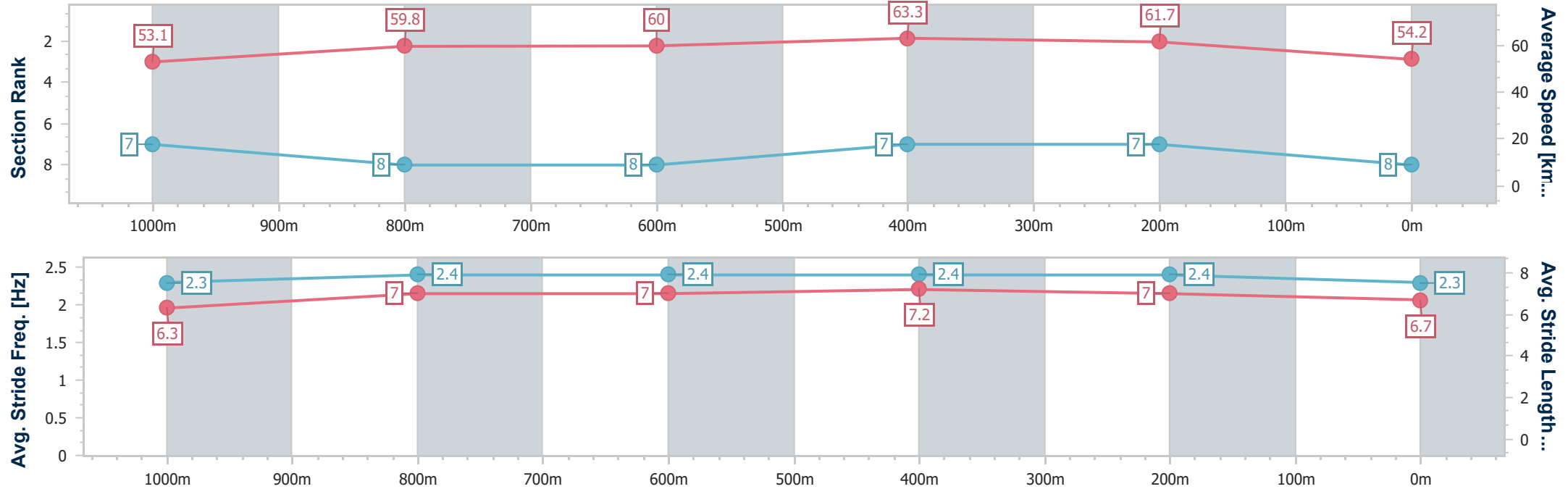
Horse/Jockey Name	The Brill Building
Final Rank	8
Fastest Section Time (Section)	0:11.37 (600m)
Top Speed [km/h] (Section)	64.6 (Overall)
Race State	Finished



RockhamptonProfessional
Race 6: SECRETARY ROBERT R. DAWBARN BENCHMARK 58
Handicap - 1200m
30 May 2025 - 12:49
Track Rating: Heavy 9, Weather: Raining, Rail Position: +6.5m
Entire



Section	Overall	1000m	800m	600m	400m	200m							
Section Times	1:14.05 [8] (0:13.58)	1:00.47 [7] (0:12.18)	0:48.29 [8] (0:11.96)	0:36.33 [8] (0:11.37)	0:24.96 [7] (0:11.67)	0:13.29 [7] (0:13.29)							
Average Speed [km/h]	53.1	59.8	60.0	63.3	61.7	54.2							
Top Speed [km/h]	64.6	63.6	61.5	64.5	63.8	58.7							
Avg. Dist. to Rail [m]	4.6	1.9	0.7	3.4	8.1	8.7							
Avg. Stride Freq. [Hz]	2.3	2.4	2.4	2.4	2.4	2.3							
Avg. Stride Length [m]	6.3	7.0	7.0	7.2	7.0	6.7							



[] Ranking at each section and finish
-.-.- No data available at this section
NA No data available



Rockhampton Professional
Race 7: CALLAGHAN PARK 126 YEARS QTIS Three-Year-Old Handicap -
1200m
30 May 2025 - 13:27



Track Rating: Heavy 9, Weather: Raining, Rail Position: +6.5m Entire

Section						Overall	1000m	800m	600m	400m	200m	Last 600m	
Field Times						1:12.10 (0:12.73)	0:59.37 (0:12.07)	0:47.30 (0:12.13)	0:35.17 (0:11.32)	0:23.85 (0:11.32)	0:12.53 (0:12.53)	0:35.17	
Rank	TAB	Horse/Jockey	Barrier	Top Speed [km/h]	Fastest Section							Margin	Distance Travelled [m]
1	5	KAI MONDO	3	66.4	0:11.32	1:12.10 [1]	0:59.37 [1]	0:47.30 [1]	0:35.17 [1]	0:23.85 [1]	0:12.53 [1]	1:12.10	0:35.17
		Liv O'Donnell		600m	600m	(0:12.73)	(0:12.07)	(0:12.13)	(0:11.32)	(0:11.32)	(0:12.53)		
2	7	ELECTRIC BRAE	1	66.5	0:11.26	1:12.57 [2]	0:59.28 [4]	0:47.35 [4]	0:35.24 [3]	0:23.97 [2]	0:12.71 [2]	2.72L	0:35.24 +1
		Nikki Olzard		400m	400m	(0:13.29)	(0:11.93)	(0:12.11)	(0:11.27)	(0:11.26)	(0:12.71)		
3	8	CARACRISTI	5	64.9	0:11.45	1:12.99 [3]	0:59.67 [5]	0:47.58 [5]	0:35.41 [5]	0:23.96 [5]	0:12.44 [4]	5.2L	0:35.41 +1
		Raul Silvera Olivera		600m	600m	(0:13.32)	(0:12.09)	(0:12.17)	(0:11.45)	(0:11.52)	(0:12.44)		
4	2	SCRUB CHAIN	2	65.0	0:11.47	1:13.07 [4]	1:00.11 [2]	0:48.19 [2]	0:35.91 [2]	0:24.44 [3]	0:12.70 [3]	5.67L	0:35.91 +7
		Tahlia Fenlon		1000m	600m	(0:12.96)	(0:11.92)	(0:12.28)	(0:11.47)	(0:11.74)	(0:12.70)		
5	1	OBLIGATED	6	65.8	0:11.59	1:14.36 [5]	1:01.08 [3]	0:49.22 [3]	0:36.97 [4]	0:25.38 [4]	0:13.59 [5]	13.27L	0:36.97 +8
		Ashley Butler		1000m	600m	(0:13.28)	(0:11.86)	(0:12.25)	(0:11.59)	(0:11.79)	(0:13.59)		

Scratched: Bold Artic (#3), Lonhy's Fabre (#4), Flying Animo (#6)



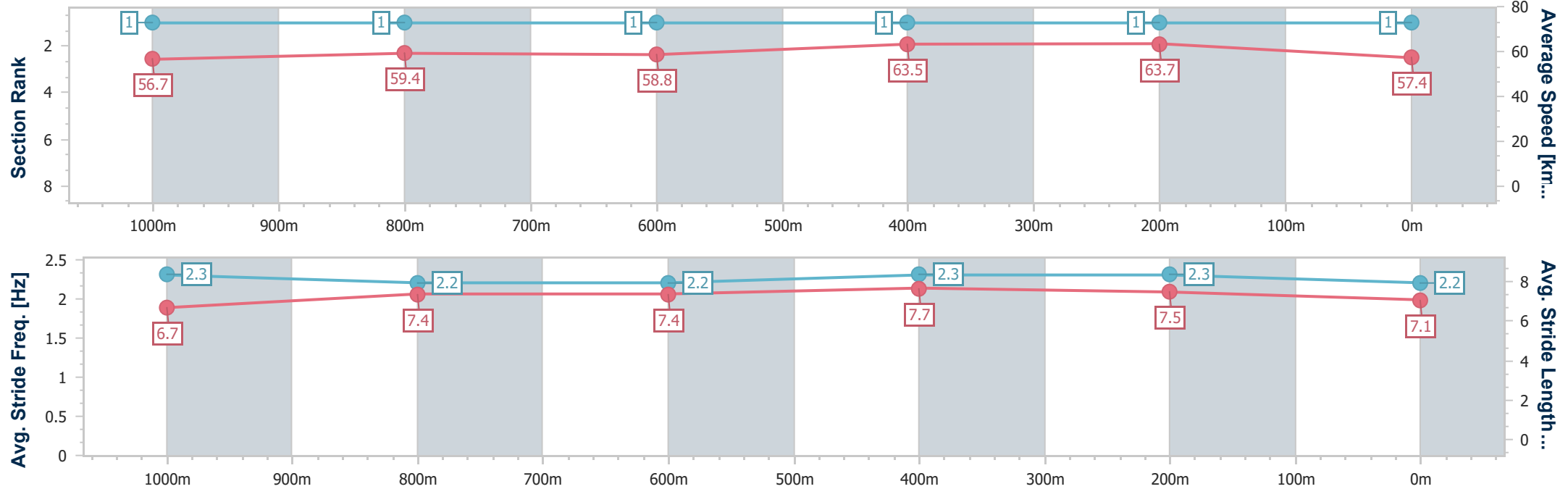
Horse/Jockey Name	Kai Mondo
Final Rank	1
Fastest Section Time (Section)	0:11.32 (600m)
Top Speed [km/h] (Section)	66.4 (600m)
Race State	Finished



RockhamptonProfessional
Race 7: CALLAGHAN PARK 126 YEARS QTIS Three-Year-Old
Handicap - 1200m
30 May 2025 - 13:27
Track Rating: Heavy 9, Weather: Raining, Rail Position: +6.5m
Entire



Section	Overall	1000m	800m	600m	400m	200m								
Section Times	1:12.10 [1] (0:12.73)	0:59.37 [1] (0:12.07)	0:47.30 [1] (0:12.13)	0:35.17 [1] (0:11.32)	0:23.85 [1] (0:11.32)	0:12.53 [1] (0:12.53)								
Average Speed [km/h]	56.7	59.4	58.8	63.5	63.7	57.4								
Top Speed [km/h]	64.7	63.1	60.9	66.4	66.2	61.4								
Avg. Dist. to Rail [m]	1.1	0.3	1.5	0.7	2.1	2.3								
Avg. Stride Freq. [Hz]	2.3	2.2	2.2	2.3	2.3	2.2								
Avg. Stride Length [m]	6.7	7.4	7.4	7.7	7.5	7.1								





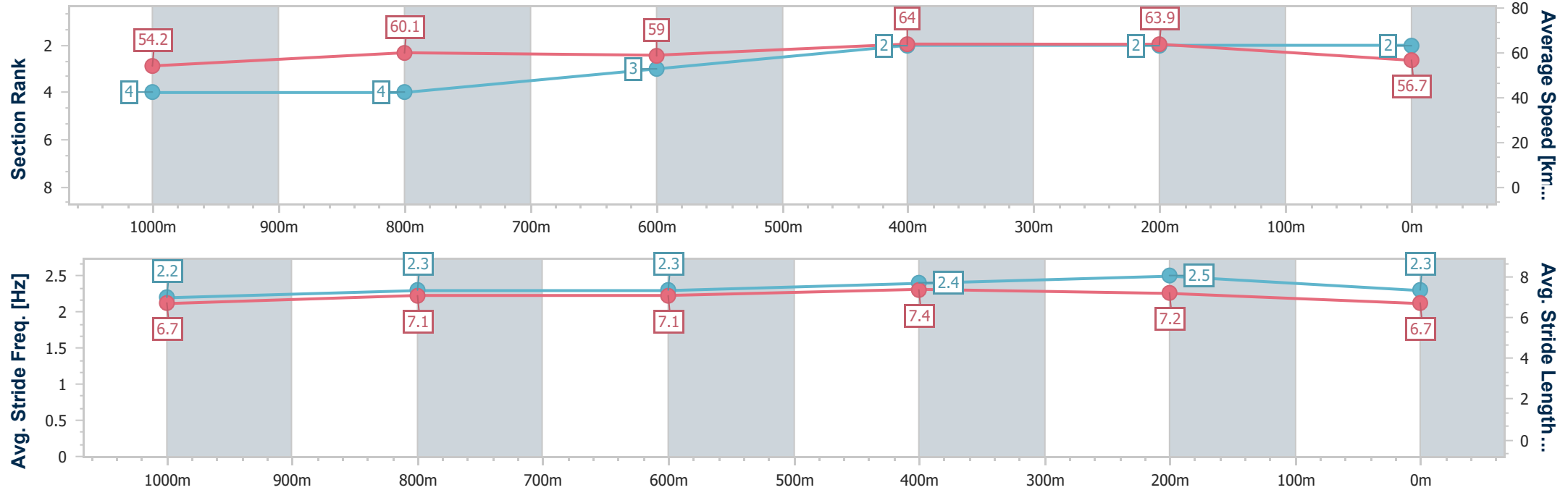
Horse/Jockey Name	Electric Brae
Final Rank	2
Fastest Section Time (Section)	0:11.26 (400m)
Top Speed [km/h] (Section)	66.5 (400m)
Race State	Finished



RockhamptonProfessional
Race 7: CALLAGHAN PARK 126 YEARS QTIS Three-Year-Old
Handicap - 1200m
30 May 2025 - 13:27
Track Rating: Heavy 9, Weather: Raining, Rail Position: +6.5m
Entire



Section	Overall	1000m	800m	600m	400m	200m								
Section Times	1:12.57 [2] (0:13.29)	0:59.28 [4] (0:11.93)	0:47.35 [4] (0:12.11)	0:35.24 [3] (0:11.27)	0:23.97 [2] (0:11.26)	0:12.71 [2] (0:12.71)								
Average Speed [km/h]	54.2	60.1	59.0	64.0	63.9	56.7								
Top Speed [km/h]	64.2	64.5	61.7	66.1	66.5	62.1								
Avg. Dist. to Rail [m]	0.7	0.7	0.9	2.0	4.7	4.9								
Avg. Stride Freq. [Hz]	2.2	2.3	2.3	2.4	2.5	2.3								
Avg. Stride Length [m]	6.7	7.1	7.1	7.4	7.2	6.7								





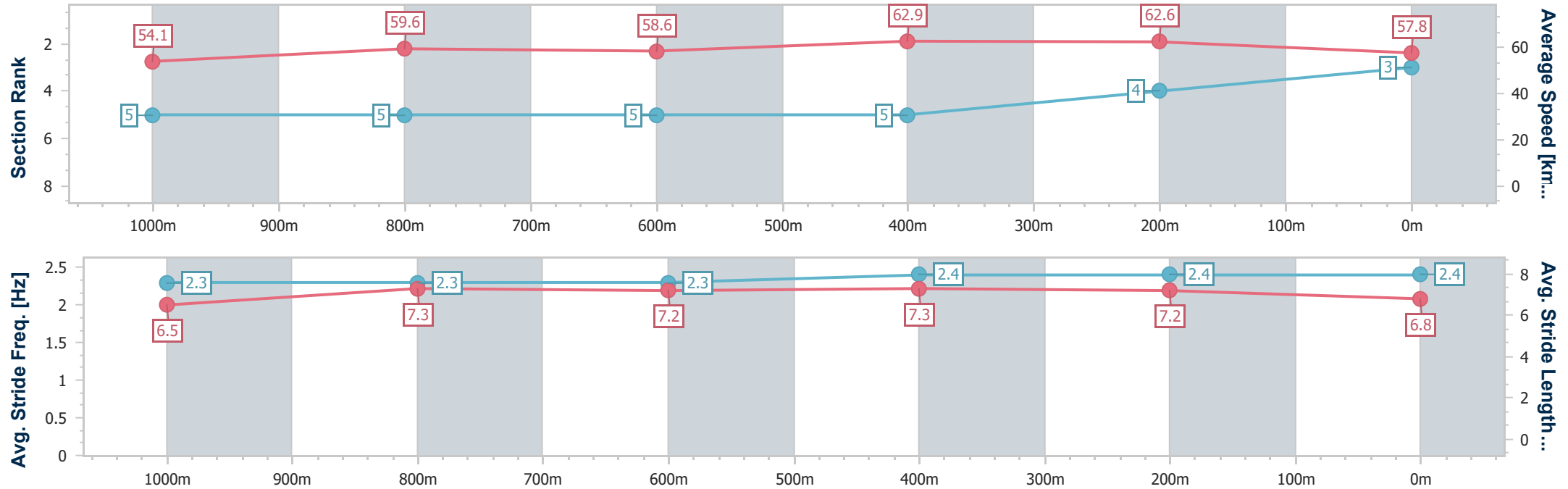
Horse/Jockey Name	Caracristi
Final Rank	3
Fastest Section Time (Section)	0:11.45 (600m)
Top Speed [km/h] (Section)	64.9 (600m)
Race State	Finished



RockhamptonProfessional
Race 7: CALLAGHAN PARK 126 YEARS QTIS Three-Year-Old
Handicap - 1200m
30 May 2025 - 13:27
Track Rating: Heavy 9, Weather: Raining, Rail Position: +6.5m
Entire



Section	Overall	1000m	800m	600m	400m	200m								
Section Times	1:12.99 [3] (0:13.32)	0:59.67 [5] (0:12.09)	0:47.58 [5] (0:12.17)	0:35.41 [5] (0:11.45)	0:23.96 [5] (0:11.52)	0:12.44 [4] (0:12.44)								
Average Speed [km/h]	54.1	59.6	58.6	62.9	62.6	57.8								
Top Speed [km/h]	63.5	63.3	61.2	64.9	64.1	61.3								
Avg. Dist. to Rail [m]	3.0	0.7	1.1	0.1	0.2	0.4								
Avg. Stride Freq. [Hz]	2.3	2.3	2.3	2.4	2.4	2.4								
Avg. Stride Length [m]	6.5	7.3	7.2	7.3	7.2	6.8								



[] Ranking at each section and finish
-.-.- No data available at this section
NA No data available



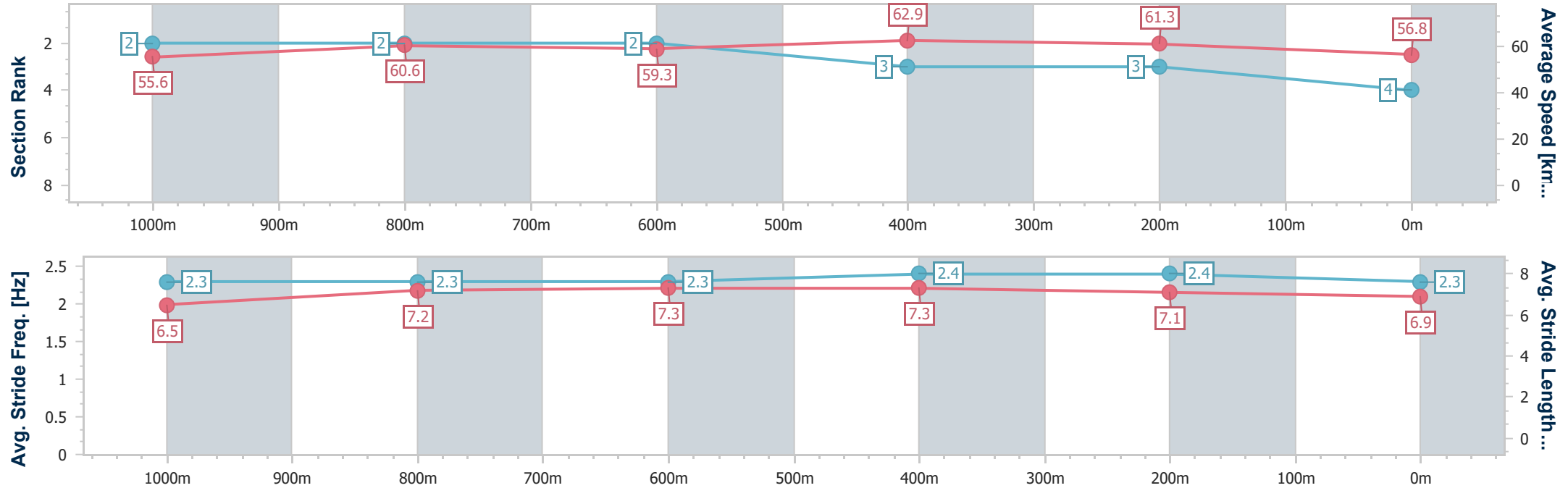
Horse/Jockey Name	Scrub Chain
Final Rank	4
Fastest Section Time (Section)	0:11.47 (600m)
Top Speed [km/h] (Section)	65.0 (1000m)
Race State	Finished



RockhamptonProfessional
Race 7: CALLAGHAN PARK 126 YEARS QTIS Three-Year-Old
Handicap - 1200m
30 May 2025 - 13:27
Track Rating: Heavy 9, Weather: Raining, Rail Position: +6.5m
Entire



Section	Overall	1000m	800m	600m	400m	200m								
Section Times	1:13.07 [4] (0:12.96)	1:00.11 [2] (0:11.92)	0:48.19 [2] (0:12.28)	0:35.91 [2] (0:11.47)	0:24.44 [3] (0:11.74)	0:12.70 [3] (0:12.70)								
Average Speed [km/h]	55.6	60.6	59.3	62.9	61.3	56.8								
Top Speed [km/h]	64.7	65.0	60.9	64.7	62.9	59.1								
Avg. Dist. to Rail [m]	1.8	0.9	1.2	5.1	8.2	7.1								
Avg. Stride Freq. [Hz]	2.3	2.3	2.3	2.4	2.4	2.3								
Avg. Stride Length [m]	6.5	7.2	7.3	7.3	7.1	6.9								





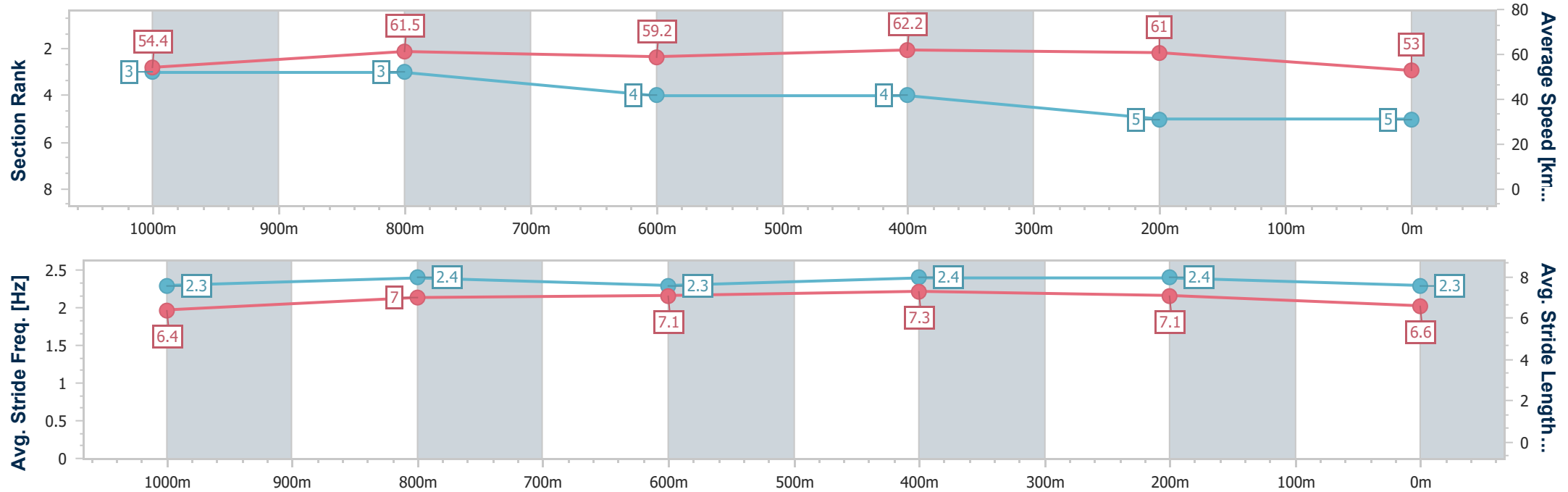
Horse/Jockey Name	Obligated
Final Rank	5
Fastest Section Time (Section)	0:11.59 (600m)
Top Speed [km/h] (Section)	65.8 (1000m)
Race State	Finished



RockhamptonProfessional
Race 7: CALLAGHAN PARK 126 YEARS QTIS Three-Year-Old
Handicap - 1200m
30 May 2025 - 13:27
Track Rating: Heavy 9, Weather: Raining, Rail Position: +6.5m
Entire



Section	Overall	1000m	800m	600m	400m	200m								
Section Times	1:14.36 [5] (0:13.28)	1:01.08 [3] (0:11.86)	0:49.22 [3] (0:12.25)	0:36.97 [4] (0:11.59)	0:25.38 [4] (0:11.79)	0:13.59 [5] (0:13.59)								
Average Speed [km/h]	54.4	61.5	59.2	62.2	61.0	53.0								
Top Speed [km/h]	65.4	65.8	60.4	63.5	62.5	59.5								
Avg. Dist. to Rail [m]	5.3	2.8	0.8	4.6	5.8	6.1								
Avg. Stride Freq. [Hz]	2.3	2.4	2.3	2.4	2.4	2.3								
Avg. Stride Length [m]	6.4	7.0	7.1	7.3	7.1	6.6								





Rockhampton Professional
Race 8: CENTRAL QLD'S OLDEST SPORTING CLUB Class 1 Handicap -
1400m
30 May 2025 - 14:12



Track Rating: Heavy 9, Weather: Raining, Rail Position: +6.5m Entire

Section						Overall	1200m	1000m	800m	600m	400m	Last 600m	
Field Times						1:26.26 (0:13.43)	1:12.83 (0:11.83)	1:01.00 (0:12.36)	0:48.64 (0:12.31)	0:36.33 (0:11.74)	0:24.59 (0:11.76)	0:36.33	
Rank	TAB	Horse/Jockey	Barrier	Top Speed [km/h]	Fastest Section								Distance Travelled [m]
1	9	BOOM BOOM BELLA	7	64.3	0:11.38	1:26.26 [1]	1:12.18 [7]	1:00.22 [7]	0:47.82 [7]	0:35.67 [7]	0:24.29 [4]	0:35.67	
		Tahlia Fenlon		600m	600m	(0:14.08)	(0:11.96)	(0:12.40)	(0:12.15)	(0:11.38)	(0:11.58)		
2	2	DETERMINATION	5	63.8	0:11.45	1:26.32 [2]	1:12.63 [3]	1:00.74 [4]	0:48.38 [3]	0:36.10 [3]	0:24.65 [1]	0:36.10	+4
		Ryan Wiggins		600m	600m	(0:13.69)	(0:11.89)	(0:12.36)	(0:12.28)	(0:11.45)	(0:11.76)		
3	6	SMOKIN' DE QUO	1	63.4	0:11.83	1:26.56 [3]	1:13.13 [1]	1:01.30 [1]	0:48.94 [1]	0:36.63 [1]	0:24.76 [2]	0:36.63	+1
		Nikki Olzard		Overall	1200m	(0:13.43)	(0:11.83)	(0:12.36)	(0:12.31)	(0:11.87)	(0:11.90)		
4	5	ALFA DUNDEE	3	64.4	0:11.45	1:26.64 [4]	1:12.65 [6]	1:00.75 [6]	0:48.34 [6]	0:36.07 [5]	0:24.62 [5]	0:36.07	+0
		Justin Stanley		600m	600m	(0:13.99)	(0:11.90)	(0:12.41)	(0:12.27)	(0:11.45)	(0:11.83)		
5	8	SOUTHAVEN	4	63.2	0:11.82	1:27.14 [5]	1:13.64 [2]	1:01.80 [2]	0:49.43 [2]	0:37.03 [2]	0:25.21 [3]	0:37.03	+1
		Sean Cormack		Overall	600m	(0:13.50)	(0:11.84)	(0:12.37)	(0:12.40)	(0:11.82)	(0:12.02)		
6	1	SHABOOH SHALAA	6	64.0	0:11.54	1:27.40 [6]	1:12.84 [8]	1:01.08 [8]	0:48.78 [8]	0:36.58 [8]	0:25.04 [8]	0:36.58	+7
		Warwick Satherley		600m	600m	(0:14.56)	(0:11.76)	(0:12.30)	(0:12.20)	(0:11.54)	(0:12.01)		
7	4	MOISSANITE	2	63.0	0:11.64	1:27.46 [7]	1:13.76 [4]	1:01.88 [3]	0:49.46 [4]	0:37.05 [4]	0:25.41 [6]	0:37.05	+1
		Adam Sewell		600m	600m	(0:13.70)	(0:11.88)	(0:12.42)	(0:12.41)	(0:11.64)	(0:12.13)		
8	3	BIG SHOOTER	9	62.2	0:11.76	1:28.44 [8]	1:14.47 [5]	1:02.58 [5]	0:50.24 [5]	0:37.87 [6]	0:26.11 [7]	0:37.87	+6
		Chris McIver		600m	600m	(0:13.97)	(0:11.89)	(0:12.34)	(0:12.37)	(0:11.76)	(0:12.34)		

Scratched: Knowitall Frank (#7)



Rockhampton Professional
Race 8: CENTRAL QLD'S OLDEST SPORTING CLUB Class 1 Handicap -
1400m
30 May 2025 - 14:12



Track Rating: Heavy 9, Weather: Raining, Rail Position: +6.5m Entire

Section Field Times				200m 0:12.83 (0:12.83)		Last 600m 0:36.33			
Rank	TAB	Horse/Jockey	Barrier	Top Speed [km/h]	Fastest Section	Margin			Distance Travelled [m]
1	9	BOOM BOOM BELLA	7	64.3	0:11.38	0:12.71 [2]	1:26.26	0:35.67	
		Tahlia Fenlon		600m	600m	(0:12.71)			
2	2	DETERMINATION	5	63.8	0:11.45	0:12.89 [1]	0.34L	0:36.10	+4
		Ryan Wiggins		600m	600m	(0:12.89)			
3	6	SMOKIN' DE QUO	1	63.4	0:11.83	0:12.86 [3]	1.75L	0:36.63	+1
		Nikki Olzard		Overall	1200m	(0:12.86)			
4	5	ALFA DUNDEE	3	64.4	0:11.45	0:12.79 [4]	2.25L	0:36.07	+0
		Justin Stanley		600m	600m	(0:12.79)			
5	8	SOUTHAVEN	4	63.2	0:11.82	0:13.19 [5]	5.15L	0:37.03	+1
		Sean Cormack		Overall	600m	(0:13.19)			
6	1	SHABOOH SHALAA	6	64.0	0:11.54	0:13.03 [7]	6.69L	0:36.58	+7
		Warwick Satherley		600m	600m	(0:13.03)			
7	4	MOISSANITE	2	63.0	0:11.64	0:13.28 [6]	7.03L	0:37.05	+1
		Adam Sewell		600m	600m	(0:13.28)			
8	3	BIG SHOOTER	9	62.2	0:11.76	0:13.77 [8]	12.83L	0:37.87	+6
		Chris McIver		600m	600m	(0:13.77)			

Scratched: Knowitall Frank (#7)



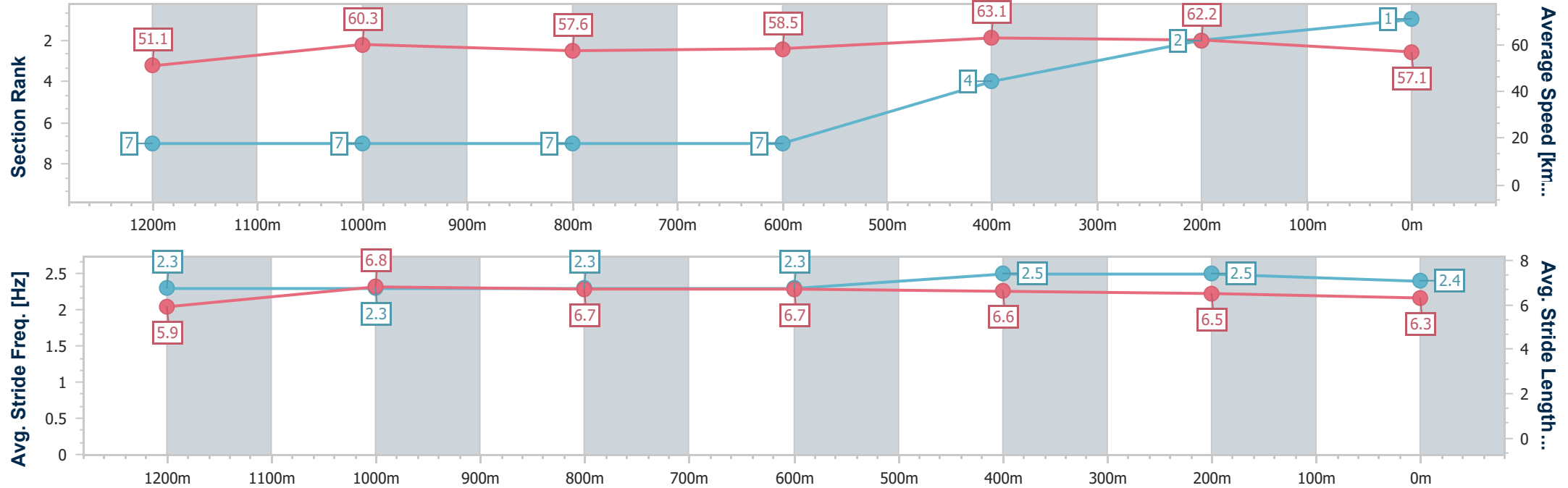
Horse/Jockey Name	Boom Boom Bella
Final Rank	1
Fastest Section Time (Section)	0:11.38 (600m)
Top Speed [km/h] (Section)	64.3 (600m)
Race State	Finished



RockhamptonProfessional
Race 8: CENTRAL QLD'S OLDEST SPORTING CLUB Class 1
Handicap - 1400m
30 May 2025 - 14:12
Track Rating: Heavy 9, Weather: Raining, Rail Position: +6.5m
Entire



Section	Overall	1200m	1000m	800m	600m	400m	200m						
Section Times	1:26.26 [1] (0:14.08)	1:12.18 [7] (0:11.96)	1:00.22 [7] (0:12.40)	0:47.82 [7] (0:12.15)	0:35.67 [7] (0:11.38)	0:24.29 [4] (0:11.58)	0:12.71 [2] (0:12.71)						
Average Speed [km/h]	51.1	60.3	57.6	58.5	63.1	62.2	57.1						
Top Speed [km/h]	62.7	62.5	59.3	60.3	64.3	64.2	59.9						
Avg. Dist. to Rail [m]	3.6	0.2	0.6	1.8	0.8	1.0	3.3						
Avg. Stride Freq. [Hz]	2.3	2.3	2.3	2.3	2.5	2.5	2.4						
Avg. Stride Length [m]	5.9	6.8	6.7	6.7	6.6	6.5	6.3						



[] Ranking at each section and finish
-.-.- No data available at this section
NA No data available



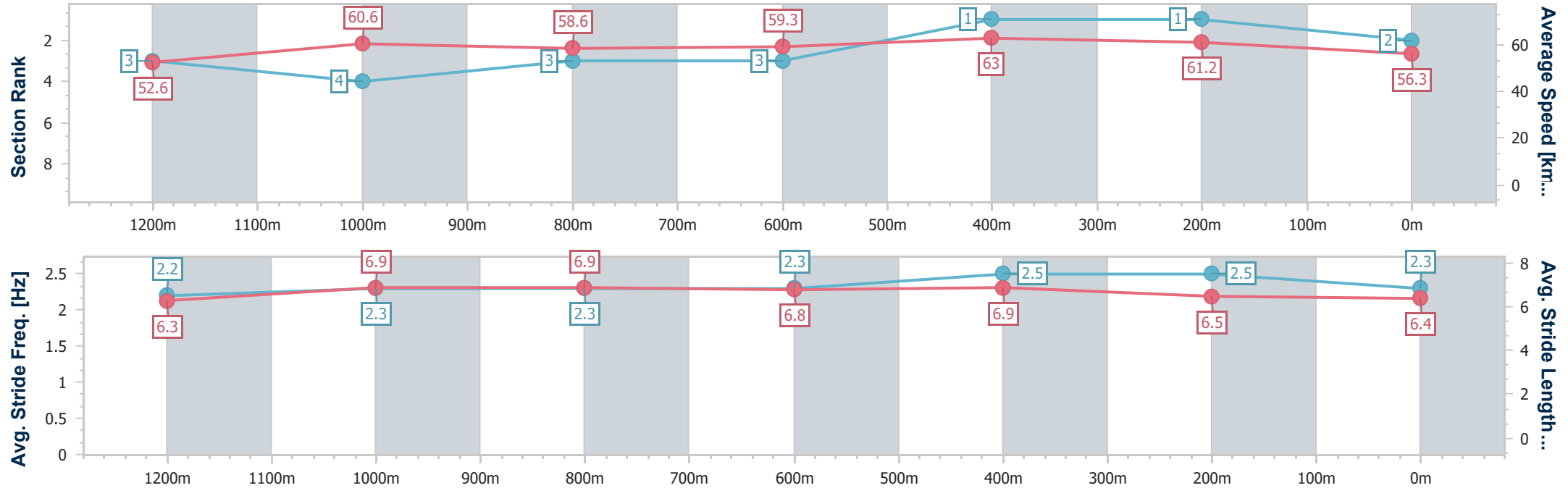
Horse/Jockey Name	Determination
Final Rank	2
Fastest Section Time (Section)	0:11.45 (600m)
Top Speed [km/h] (Section)	63.8 (600m)
Race State	Finished



RockhamptonProfessional
Race 8: CENTRAL QLD'S OLDEST SPORTING CLUB Class 1
Handicap - 1400m
30 May 2025 - 14:12
Track Rating: Heavy 9, Weather: Raining, Rail Position: +6.5m
Entire



Section	Overall	1200m	1000m	800m	600m	400m	200m						
Section Times	1:26.32 [2] (0:13.69)	1:12.63 [3] (0:11.89)	1:00.74 [4] (0:12.36)	0:48.38 [3] (0:12.28)	0:36.10 [3] (0:11.45)	0:24.65 [1] (0:11.76)	0:12.89 [1] (0:12.89)						
Average Speed [km/h]	52.6	60.6	58.6	59.3	63.0	61.2	56.3						
Top Speed [km/h]	61.5	61.5	59.7	61.0	63.8	63.6	59.3						
Avg. Dist. to Rail [m]	3.7	0.6	0.9	1.6	4.3	4.6	6.0						
Avg. Stride Freq. [Hz]	2.2	2.3	2.3	2.3	2.5	2.5	2.3						
Avg. Stride Length [m]	6.3	6.9	6.9	6.8	6.9	6.5	6.4						





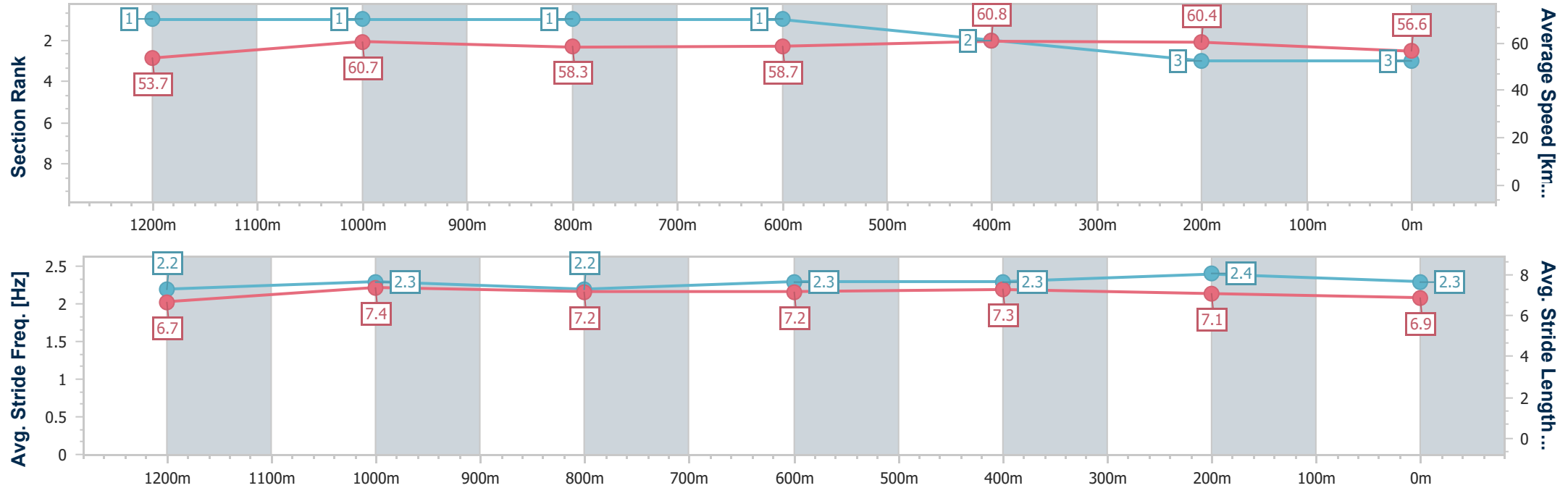
Horse/Jockey Name	Smokin' De Quo
Final Rank	3
Fastest Section Time (Section)	0:11.83 (1200m)
Top Speed [km/h] (Section)	63.4 (Overall)
Race State	Finished



RockhamptonProfessional
Race 8: CENTRAL QLD'S OLDEST SPORTING CLUB Class 1
Handicap - 1400m
30 May 2025 - 14:12
Track Rating: Heavy 9, Weather: Raining, Rail Position: +6.5m
Entire



Section	Overall	1200m	1000m	800m	600m	400m	200m						
Section Times	1:26.56 [3] (0:13.43)	1:13.13 [1] (0:11.83)	1:01.30 [1] (0:12.36)	0:48.94 [1] (0:12.31)	0:36.63 [1] (0:11.87)	0:24.76 [2] (0:11.90)	0:12.86 [3] (0:12.86)						
Average Speed [km/h]	53.7	60.7	58.3	58.7	60.8	60.4	56.6						
Top Speed [km/h]	63.4	63.1	60.1	59.6	62.2	62.4	58.0						
Avg. Dist. to Rail [m]	0.7	1.1	0.5	0.8	1.2	1.5	2.2						
Avg. Stride Freq. [Hz]	2.2	2.3	2.2	2.3	2.3	2.4	2.3						
Avg. Stride Length [m]	6.7	7.4	7.2	7.2	7.3	7.1	6.9						





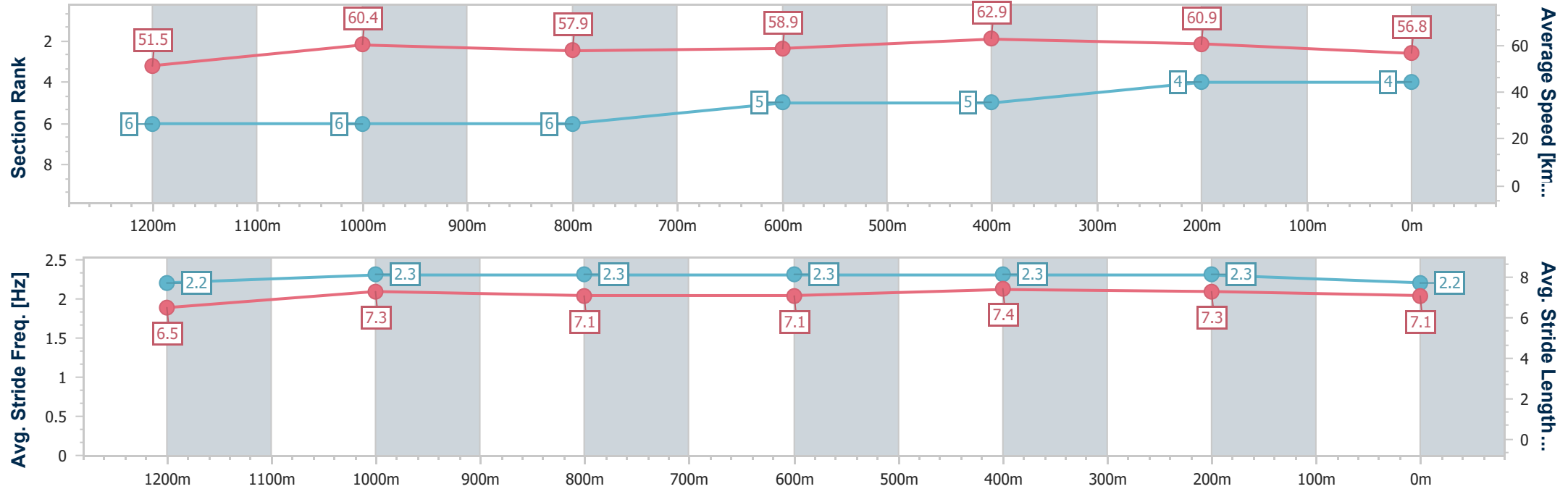
Horse/Jockey Name	Alfa Dundee
Final Rank	4
Fastest Section Time (Section)	0:11.45 (600m)
Top Speed [km/h] (Section)	64.4 (600m)
Race State	Finished



RockhamptonProfessional
Race 8: CENTRAL QLD'S OLDEST SPORTING CLUB Class 1
Handicap - 1400m
30 May 2025 - 14:12
Track Rating: Heavy 9, Weather: Raining, Rail Position: +6.5m
Entire



Section	Overall	1200m	1000m	800m	600m	400m	200m						
Section Times	1:26.64 [4] (0:13.99)	1:12.65 [6] (0:11.90)	1:00.75 [6] (0:12.41)	0:48.34 [6] (0:12.27)	0:36.07 [5] (0:11.45)	0:24.62 [5] (0:11.83)	0:12.79 [4] (0:12.79)						
Average Speed [km/h]	51.5	60.4	57.9	58.9	62.9	60.9	56.8						
Top Speed [km/h]	63.4	61.5	60.1	61.8	64.4	63.0	58.3						
Avg. Dist. to Rail [m]	1.7	0.7	0.4	0.7	1.2	1.7	1.4						
Avg. Stride Freq. [Hz]	2.2	2.3	2.3	2.3	2.3	2.3	2.2						
Avg. Stride Length [m]	6.5	7.3	7.1	7.1	7.4	7.3	7.1						





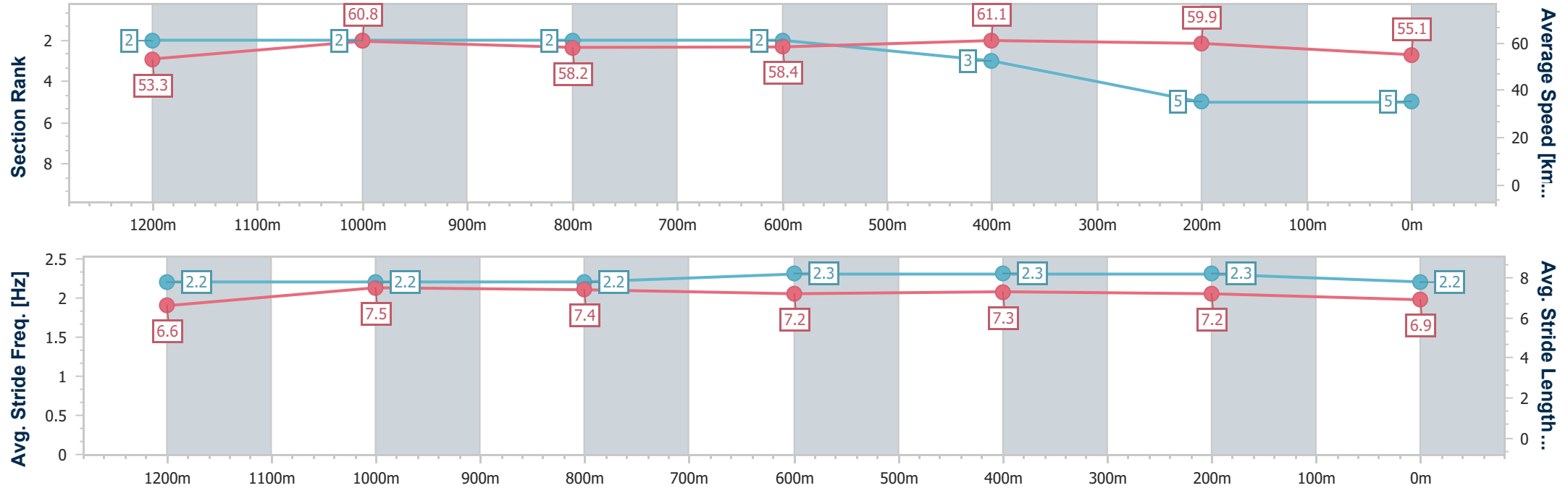
Horse/Jockey Name	Southaven
Final Rank	5
Fastest Section Time (Section)	0:11.82 (600m)
Top Speed [km/h] (Section)	63.2 (Overall)
Race State	Finished



RockhamptonProfessional
Race 8: CENTRAL QLD'S OLDEST SPORTING CLUB Class 1
Handicap - 1400m
30 May 2025 - 14:12
Track Rating: Heavy 9, Weather: Raining, Rail Position: +6.5m
Entire



Section	Overall	1200m	1000m	800m	600m	400m	200m						
Section Times	1:27.14 [5] (0:13.50)	1:13.64 [2] (0:11.84)	1:01.80 [2] (0:12.37)	0:49.43 [2] (0:12.40)	0:37.03 [2] (0:11.82)	0:25.21 [3] (0:12.02)	0:13.19 [5] (0:13.19)						
Average Speed [km/h]	53.3	60.8	58.2	58.4	61.1	59.9	55.1						
Top Speed [km/h]	63.2	62.2	59.5	59.3	62.3	61.9	57.2						
Avg. Dist. to Rail [m]	2.7	0.2	0.3	0.9	2.5	3.9	4.3						
Avg. Stride Freq. [Hz]	2.2	2.2	2.2	2.3	2.3	2.3	2.2						
Avg. Stride Length [m]	6.6	7.5	7.4	7.2	7.3	7.2	6.9						





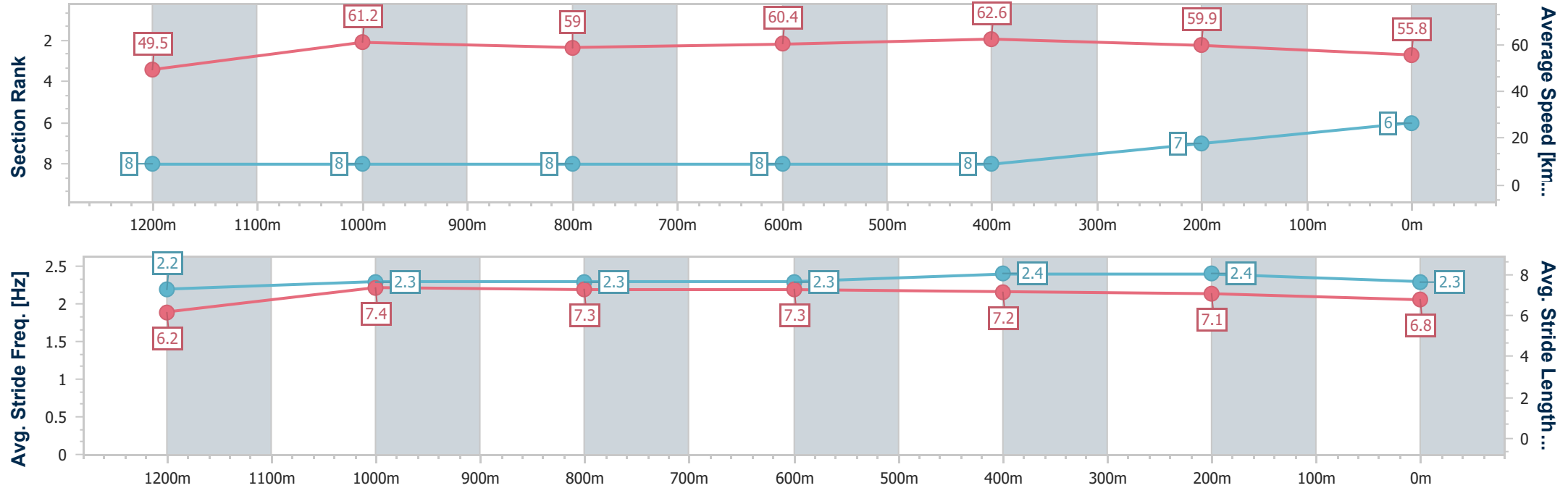
Horse/Jockey Name	Shabooh Shalaa
Final Rank	6
Fastest Section Time (Section)	0:11.54 (600m)
Top Speed [km/h] (Section)	64.0 (600m)
Race State	Finished



RockhamptonProfessional
Race 8: CENTRAL QLD'S OLDEST SPORTING CLUB Class 1
Handicap - 1400m
30 May 2025 - 14:12
Track Rating: Heavy 9, Weather: Raining, Rail Position: +6.5m
Entire



Section	Overall	1200m	1000m	800m	600m	400m	200m						
Section Times	1:27.40 [6] (0:14.56)	1:12.84 [8] (0:11.76)	1:01.08 [8] (0:12.30)	0:48.78 [8] (0:12.20)	0:36.58 [8] (0:11.54)	0:25.04 [8] (0:12.01)	0:13.03 [7] (0:13.03)						
Average Speed [km/h]	49.5	61.2	59.0	60.4	62.6	59.9	55.8						
Top Speed [km/h]	62.5	62.6	59.8	62.4	64.0	62.4	57.9						
Avg. Dist. to Rail [m]	2.8	1.0	1.5	2.9	5.1	6.0	7.7						
Avg. Stride Freq. [Hz]	2.2	2.3	2.3	2.3	2.4	2.4	2.3						
Avg. Stride Length [m]	6.2	7.4	7.3	7.3	7.2	7.1	6.8						





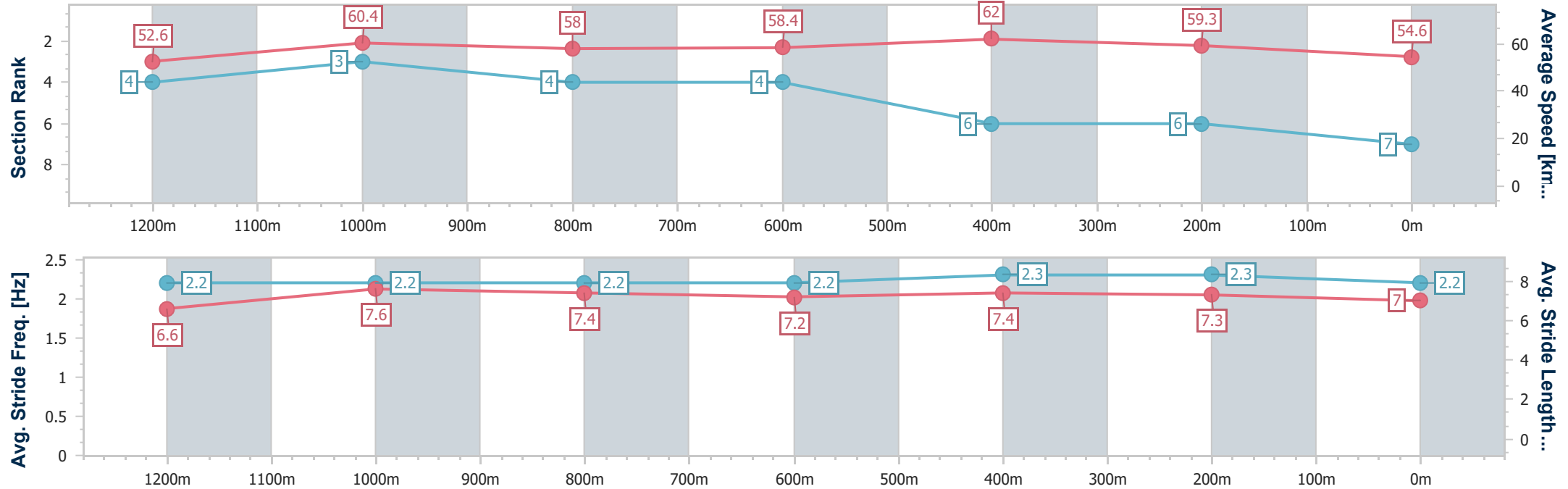
Horse/Jockey Name	Moissanite
Final Rank	7
Fastest Section Time (Section)	0:11.64 (600m)
Top Speed [km/h] (Section)	63.0 (600m)
Race State	Finished



RockhamptonProfessional
Race 8: CENTRAL QLD'S OLDEST SPORTING CLUB Class 1
Handicap - 1400m
30 May 2025 - 14:12
Track Rating: Heavy 9, Weather: Raining, Rail Position: +6.5m
Entire



Section	Overall	1200m	1000m	800m	600m	400m	200m						
Section Times	1:27.46 [7] (0:13.70)	1:13.76 [4] (0:11.88)	1:01.88 [3] (0:12.42)	0:49.46 [4] (0:12.41)	0:37.05 [4] (0:11.64)	0:25.41 [6] (0:12.13)	0:13.28 [6] (0:13.28)						
Average Speed [km/h]	52.6	60.4	58.0	58.4	62.0	59.3	54.6						
Top Speed [km/h]	62.6	62.3	60.2	60.1	63.0	61.8	58.0						
Avg. Dist. to Rail [m]	1.2	0.4	0.3	1.0	3.7	5.1	6.7						
Avg. Stride Freq. [Hz]	2.2	2.2	2.2	2.2	2.3	2.3	2.2						
Avg. Stride Length [m]	6.6	7.6	7.4	7.2	7.4	7.3	7.0						





Horse/Jockey Name	Big Shooter
Final Rank	8
Fastest Section Time (Section)	0:11.76 (600m)
Top Speed [km/h] (Section)	62.2 (600m)
Race State	Finished



RockhamptonProfessional
Race 8: CENTRAL QLD'S OLDEST SPORTING CLUB Class 1
Handicap - 1400m
30 May 2025 - 14:12
Track Rating: Heavy 9, Weather: Raining, Rail Position: +6.5m
Entire



Section	Overall	1200m	1000m	800m	600m	400m	200m						
Section Times	1:28.44 [8] (0:13.97)	1:14.47 [5] (0:11.89)	1:02.58 [5] (0:12.34)	0:50.24 [5] (0:12.37)	0:37.87 [6] (0:11.76)	0:26.11 [7] (0:12.34)	0:13.77 [8] (0:13.77)						
Average Speed [km/h]	51.6	60.7	58.7	59.5	61.3	58.4	52.7						
Top Speed [km/h]	61.4	62.2	59.5	60.6	62.2	61.0	56.3						
Avg. Dist. to Rail [m]	4.2	1.1	1.3	2.7	4.8	4.6	5.9						
Avg. Stride Freq. [Hz]	2.3	2.4	2.4	2.4	2.5	2.5	2.3						
Avg. Stride Length [m]	6.2	7.0	6.9	6.9	6.9	6.6	6.3						

