



**Toowoomba Professional**  
**Race 1: PLATINUM GLASS & SECURITY QTIS Two-Year-Old Maiden**  
**Handicap - 1200m**  
**31 May 2025 - 12:27**



Track Rating: Soft 5, Weather: Overcast, Rail Position: +5m Entire

Section		Overall				1000m	800m	600m	400m	200m	Last 600m		
Field Times		1:15.59 (0:14.10)				1:01.49 (0:11.65)	0:49.84 (0:12.27)	0:37.57 (0:12.34)	0:25.23 (0:12.30)	0:12.93 (0:12.93)	0:37.57		
Rank	TAB	Horse/Jockey	Barrier	Top Speed [km/h]	Fastest Section							Margin	Distance Travelled [m]
1	1	EARN TO BURN	5	69.6	0:11.65	1:15.59 [1]	1:01.49 [1]	0:49.84 [1]	0:37.57 [1]	0:25.23 [1]	0:12.93 [1]	1:15.59	0:37.57
		Corey Bayliss		Overall	1000m	(0:14.10)	(0:11.65)	(0:12.27)	(0:12.34)	(0:12.30)	(0:12.93)		
2	4	STAR OF ASCOT	8	67.4	0:11.69	1:15.94 [2]	1:01.81 [3]	0:50.12 [2]	0:37.84 [2]	0:25.33 [2]	0:12.89 [2]	2L	0:37.84 +6
		Les Tilley		Overall	1000m	(0:14.13)	(0:11.69)	(0:12.28)	(0:12.51)	(0:12.44)	(0:12.89)		
3	8	RAPID READY	2	66.2	0:11.79	1:15.99 [3]	1:01.88 [2]	0:50.09 [3]	0:37.75 [4]	0:25.30 [3]	0:12.76 [3]	2.2L	0:37.75 +3
		Nozi Tomizawa		Overall	1000m	(0:14.11)	(0:11.79)	(0:12.34)	(0:12.45)	(0:12.54)	(0:12.76)		
4	2	GO MARO	1	64.7	0:11.70	1:16.16 [4]	1:01.58 [6]	0:49.88 [6]	0:37.33 [7]	0:25.15 [7]	0:12.64 [4]	3L	0:37.33 +3
		Stacey Callow		Overall	1000m	(0:14.58)	(0:11.70)	(0:12.55)	(0:12.18)	(0:12.51)	(0:12.64)		
5	10	NELSONS BAY	6	64.6	0:11.71	1:17.31 [5]	1:03.00 [5]	0:51.29 [5]	0:38.93 [5]	0:26.55 [4]	0:13.76 [5]	9.8L	0:38.93 +10
		Shania Willis		Overall	1000m	(0:14.31)	(0:11.71)	(0:12.36)	(0:12.38)	(0:12.79)	(0:13.76)		
6	7	GEITZ	7	68.6	0:11.69	1:17.53 [6]	1:03.29 [4]	0:51.60 [4]	0:39.31 [3]	0:26.70 [5]	0:13.62 [6]	11.1L	0:39.31 +13
		Karl Zechner		Overall	1000m	(0:14.24)	(0:11.69)	(0:12.29)	(0:12.61)	(0:13.08)	(0:13.62)		
7	6	BLUEY'S CHOICE	4	67.6	0:11.69	1:17.67 [7]	1:03.08 [7]	0:51.39 [7]	0:38.92 [6]	0:26.68 [6]	0:13.74 [7]	11.9L	0:38.92 +13
		Chelsea Baker		Overall	1000m	(0:14.59)	(0:11.69)	(0:12.47)	(0:12.24)	(0:12.94)	(0:13.74)		
8	9	HALFACHANCE	3	64.4	0:11.96	1:21.00 [8]	1:06.34 [8]	0:54.38 [8]	0:41.69 [8]	0:29.01 [8]	0:15.98 [8]	31.4L	0:41.69 +4
		Jackson Murphy		Overall	1000m	(0:14.66)	(0:11.96)	(0:12.69)	(0:12.68)	(0:13.03)	(0:15.98)		

Scratched: Two Minds (#5), Krumac (#3), Heroic Gold (#11), Prestar (#12)



# Toowoomba Professional

## Race 2: OAKEY PHARMACY Maiden Handicap - 1000m

31 May 2025 - 13:03



Track Rating: Soft 5, Weather: Overcast, Rail Position: +5m Entire

Section		Overall				800m				600m				400m				200m				Last 600m			
Field Times		1:02.36				0:47.26				0:35.66				0:23.97				0:12.15				0:35.66			
		(0:15.10)				(0:11.60)				(0:11.69)				(0:11.82)				(0:12.15)							
Rank	TAB	Horse/Jockey	Barrier	Top Speed [km/h]	Fastest Section	Margin				Distance Travelled [m]															
1	12	DUBIOUS SIX	1	62.9	0:11.60	1:02.36 [1]	0:47.26 [1]	0:35.66 [1]	0:23.97 [1]	0:12.15 [1]	1:02.36	0:35.66													
		Kelsey Lenton		800m	800m	(0:15.10)	(0:11.60)	(0:11.69)	(0:11.82)	(0:12.15)															
2	1	REVANTAS	5	62.9	0:11.68	1:02.88 [2]	0:47.11 [10]	0:35.43 [10]	0:23.60 [8]	0:11.76 [5]	3L	0:35.43	+1												
		Nozi Tomizawa		Overall	800m	(0:15.77)	(0:11.68)	(0:11.83)	(0:11.84)	(0:11.76)															
3	5	HASANA	4	63.0	0:11.83	1:03.36 [3]	0:48.17 [3]	0:36.34 [4]	0:24.49 [4]	0:12.29 [4]	5.8L	0:36.34	+6												
		Leah Martyn		Overall	800m	(0:15.19)	(0:11.83)	(0:11.85)	(0:12.20)	(0:12.29)															
4	7	VESPER LYND	2	63.7	0:11.70	1:03.47 [4]	0:48.35 [2]	0:36.65 [2]	0:24.71 [3]	0:12.67 [2]	6.3L	0:36.65	+5												
		Liv O'Donnell		Overall	800m	(0:15.12)	(0:11.70)	(0:11.94)	(0:12.04)	(0:12.67)															
5	8	DESERT DAWN	6	63.5	0:11.66	1:03.67 [5]	0:48.22 [7]	0:36.56 [7]	0:24.64 [5]	0:12.54 [6]	7.3L	0:36.56	+1												
		Dale Smith		Overall	800m	(0:15.45)	(0:11.66)	(0:11.92)	(0:12.10)	(0:12.54)															
6	3	KOBE ASCOT	3	63.3	0:11.63	1:04.13 [6]	0:48.91 [4]	0:37.28 [3]	0:25.41 [2]	0:13.24 [3]	9.8L	0:37.28	+7												
		Corey Bayliss		800m	800m	(0:15.22)	(0:11.63)	(0:11.87)	(0:12.17)	(0:13.24)															
7	10	MIDNIGHT MIRACLE	8	64.2	0:11.67	1:04.56 [7]	0:49.00 [9]	0:37.33 [9]	0:25.33 [7]	0:12.79 [8]	12.3L	0:37.33	+9												
		Jackson Murphy		800m	800m	(0:15.56)	(0:11.67)	(0:12.00)	(0:12.54)	(0:12.79)															
8	4	GERALDINE'S WISH	10	65.1	0:11.56	1:04.86 [8]	0:49.33 [8]	0:37.77 [5]	0:25.76 [6]	0:13.24 [7]	14.1L	0:37.77	+15												
		Kenji Yoshida		Overall	800m	(0:15.53)	(0:11.56)	(0:12.01)	(0:12.52)	(0:13.24)															
9	2	TROUBLEATKINGSFORD	9	63.3	0:11.74	1:04.98 [9]	0:49.61 [5]	0:37.87 [6]	0:25.64 [10]	0:12.88 [10]	14.6L	0:37.87	+11												
		Les Tilley		Overall	800m	(0:15.37)	(0:11.74)	(0:12.23)	(0:12.76)	(0:12.88)															
10	6	SOUTHAMPTON NICCO	7	64.6	0:11.80	1:04.99 [10]	0:49.61 [6]	0:37.81 [8]	0:25.70 [9]	0:12.99 [9]	14.7L	0:37.81	+9												
		Stacey Callow		Overall	800m	(0:15.38)	(0:11.80)	(0:12.11)	(0:12.71)	(0:12.99)															

Scratched: Life Of Tree (#14), Denman Avenue (#13), Stell's Angel (#11), Fully Subscribed (#9), El Quinto (#15), Red Vodka (#16)

Report Created: Sat 31 May 2025 17:09 GMT+10 (Note: Timing is based on position data)

Page 2/12

[ ] Ranking at each section and finish  
-:-:- No data available at this section  
NA No data available

SCN Saddle cloth number  
DNF Did not finish  
DNT Did not track

data processed by  TRIPLESDATA



# Toowoomba Professional

## Race 3: HIGGINS COATINGS TOOWOOMBA BENCHMARK 62 Handicap - 1000m

31 May 2025 - 13:37



Track Rating: Soft 5, Weather: Overcast, Rail Position: +5m Entire

Section						Overall	800m	600m	400m	200m			Last 600m	
Field Times						1:02.35 (0:15.04)	0:47.31 (0:11.12)	0:36.19 (0:11.77)	0:24.42 (0:12.06)	0:12.36 (0:12.36)			0:36.19	
Rank	TAB	Horse/Jockey	Barrier	Top Speed [km/h]	Fastest Section								Margin	Distance Travelled [m]
1	4	INATICK	1	67.3	0:11.03	1:02.35 [1]	0:47.14 [3]	0:36.11 [2]	0:24.40 [2]	0:12.36 [1]	1:02.35		0:36.11	
		Les Tilley		Overall	800m	(0:15.21)	(0:11.03)	(0:11.71)	(0:12.04)	(0:12.36)				
2	3	ROSE NOIR	4	65.8	0:11.12	1:02.41 [2]	0:47.37 [1]	0:36.25 [1]	0:24.48 [1]	0:12.33 [2]	0.3L		0:36.25	+6
		Chelsea Baker		800m	800m	(0:15.04)	(0:11.12)	(0:11.77)	(0:12.15)	(0:12.33)				
3	9	MOOD KILLER	3	65.1	0:11.07	1:02.46 [3]	0:47.19 [4]	0:36.12 [3]	0:24.30 [3]	0:12.20 [3]	0.5L		0:36.12	+2
		Nozi Tomizawa		800m	800m	(0:15.27)	(0:11.07)	(0:11.82)	(0:12.10)	(0:12.20)				
4	8	ROWDASH	2	64.4	0:11.29	1:02.67 [4]	0:47.14 [6]	0:35.85 [8]	0:24.17 [8]	0:12.13 [6]	1.5L		0:35.85	-1
		Stacey Callow		800m	800m	(0:15.53)	(0:11.29)	(0:11.68)	(0:12.04)	(0:12.13)				
5	10	WANTSOMEMOREOFIT	7	66.3	0:11.14	1:02.71 [5]	0:47.30 [5]	0:36.16 [5]	0:24.24 [7]	0:12.39 [4]	1.7L		0:36.16	+13
		Kenji Yoshida		800m	800m	(0:15.41)	(0:11.14)	(0:11.92)	(0:11.85)	(0:12.39)				
6	1	HEROIC CHIEF	6	65.7	0:11.09	1:03.04 [6]	0:47.40 [7]	0:36.31 [7]	0:24.59 [6]	0:12.39 [7]	3.5L		0:36.31	+6
		Liv O'Donnell		800m	800m	(0:15.64)	(0:11.09)	(0:11.72)	(0:12.20)	(0:12.39)				
7	2	DRANG A TANG	5	66.9	0:10.93	1:03.32 [7]	0:47.59 [8]	0:36.66 [6]	0:25.06 [4]	0:12.80 [5]	5L		0:36.66	+0
		Kelsey Lenton		800m	800m	(0:15.73)	(0:10.93)	(0:11.60)	(0:12.26)	(0:12.80)				
8	7	MISS DE BLAAS	8	65.8	0:11.27	1:04.48 [8]	0:49.35 [2]	0:38.08 [4]	0:26.06 [5]	0:13.49 [8]	11.8L		0:38.08	+11
		Leah Martyn		800m	800m	(0:15.13)	(0:11.27)	(0:12.02)	(0:12.57)	(0:13.49)				

Scratched: Buckaltius (#6), Russian Diva (#5)



# Toowoomba Professional

## Race 4: NEWLANDS GROUP BENCHMARK 70 Handicap - 1200m

31 May 2025 - 14:12



Track Rating: Soft 5, Weather: Overcast, Rail Position: +5m Entire

Section						Overall	1000m	800m	600m	400m	200m	Last 600m		
Field Times						1:15.05 (0:14.11)	1:00.94 (0:11.32)	0:49.62 (0:11.54)	0:38.08 (0:12.23)	0:25.85 (0:12.63)	0:13.22 (0:13.22)	0:38.08		
Rank	TAB	Horse/Jockey	Barrier	Top Speed [km/h]	Fastest Section							Margin	Distance Travelled [m]	
1	8	KINROSS LANE	3	68.0	0:11.07	1:15.05 [1]	1:00.45 [4]	0:49.38 [3]	0:37.64 [5]	0:25.50 [4]	0:12.85 [3]	1:15.05	0:37.64	
		Kelsey Lenton		Overall	1000m	(0:14.60)	(0:11.07)	(0:11.74)	(0:12.14)	(0:12.65)	(0:12.85)			
2	6	CHINCHILLA AHEAD	8	66.6	0:11.13	1:15.14 [2]	1:00.15 [8]	0:49.02 [8]	0:37.26 [8]	0:25.07 [8]	0:12.67 [8]	0.5L	0:37.26	+2
		Shania Willis		Overall	1000m	(0:14.99)	(0:11.13)	(0:11.76)	(0:12.19)	(0:12.40)	(0:12.67)			
3	3	FIGHTING IDOL	1	66.4	0:11.26	1:15.24 [3]	1:00.51 [7]	0:49.25 [6]	0:37.60 [6]	0:25.35 [6]	0:12.92 [4]	1L	0:37.60	-2
		Dale Smith		Overall	1000m	(0:14.73)	(0:11.26)	(0:11.65)	(0:12.25)	(0:12.43)	(0:12.92)			
4	2	GALWAY HUSSLER	2	69.6	0:11.01	1:15.27 [4]	1:00.85 [2]	0:49.84 [1]	0:38.30 [1]	0:26.07 [1]	0:13.44 [1]	1.2L	0:38.30	+0
		Leah Martyn		Overall	1000m	(0:14.42)	(0:11.01)	(0:11.54)	(0:12.23)	(0:12.63)	(0:13.44)			
5	1	BAUHINIA ROCK	6	67.7	0:11.41	1:15.51 [5]	1:01.40 [1]	0:49.99 [2]	0:38.28 [3]	0:26.10 [3]	0:13.47 [2]	2.5L	0:38.28	+3
		Corey Bayliss		Overall	1000m	(0:14.11)	(0:11.41)	(0:11.71)	(0:12.18)	(0:12.63)	(0:13.47)			
6	4	START STRUTTING	4	66.3	0:11.47	1:15.72 [6]	1:01.15 [3]	0:49.68 [7]	0:37.96 [7]	0:25.75 [7]	0:13.28 [7]	3.5L	0:37.96	+4
		Kenji Yoshida		Overall	1000m	(0:14.57)	(0:11.47)	(0:11.72)	(0:12.21)	(0:12.47)	(0:13.28)			
7	5	THAT'S AN EXTRA	5	68.4	0:11.20	1:15.95 [7]	1:01.33 [5]	0:50.13 [5]	0:38.60 [4]	0:26.32 [5]	0:13.62 [5]	4.8L	0:38.60	+4
		Les Tilley		1000m	1000m	(0:14.62)	(0:11.20)	(0:11.53)	(0:12.28)	(0:12.70)	(0:13.62)			
8	7	DATA LEAK	7	68.6	0:11.10	1:16.25 [8]	1:01.61 [6]	0:50.51 [4]	0:39.02 [2]	0:26.88 [2]	0:13.91 [6]	6.3L	0:39.02	+4
		Stacey Callow		1000m	1000m	(0:14.64)	(0:11.10)	(0:11.49)	(0:12.14)	(0:12.97)	(0:13.91)			

Scratched: Uluwatu (#9)



# Toowoomba Professional

## Race 5: SUPERIOR HVAC SOLUTIONS Maiden Plate - 1625m

31 May 2025 - 14:48



Track Rating: Soft 5, Weather: Overcast, Rail Position: +5m Entire

Section						Overall	1400m	1200m	1000m	800m	600m	400m	Last 600m	
Field Times						1:44.31 (0:15.93)	1:28.38 (0:11.81)	1:16.57 (0:13.19)	1:03.38 (0:13.00)	0:50.38 (0:12.34)	0:38.04 (0:12.73)	0:25.31 (0:12.79)	0:38.04	
Rank	TAB	Horse/Jockey	Barrier	Top Speed [km/h]	Fastest Section									Distance Travelled [m]
1	4	SIR GOLDALOT	2	69.4	0:11.88	1:44.31 [1]	1:28.38 [1]	1:16.50 [2]	1:03.21 [2]	0:50.19 [2]	0:38.04 [1]	0:25.31 [1]	0:38.04	
		Kelsey Lenton		Overall	1400m	(0:15.93)	(0:11.88)	(0:13.29)	(0:13.02)	(0:12.15)	(0:12.73)	(0:12.79)		
2	7	AOOM'S CHOICE	6	66.4	0:11.87	1:44.59 [2]	1:28.19 [4]	1:16.32 [5]	1:03.00 [5]	0:49.94 [5]	0:37.62 [5]	0:25.08 [3]	0:37.62	+12
		Nozi Tomizawa		Overall	1400m	(0:16.40)	(0:11.87)	(0:13.32)	(0:13.06)	(0:12.32)	(0:12.54)	(0:12.49)		
3	3	PROCLAIMER	5	66.8	0:11.54	1:44.75 [3]	1:27.88 [6]	1:16.34 [6]	1:03.12 [6]	0:50.10 [6]	0:37.70 [6]	0:24.94 [6]	0:37.70	-6
		Les Tilley		Overall	1400m	(0:16.87)	(0:11.54)	(0:13.22)	(0:13.02)	(0:12.40)	(0:12.76)	(0:12.39)		
4	2	PREFER TO DANCE	1	67.8	0:11.75	1:45.80 [4]	1:29.81 [2]	1:18.06 [1]	1:04.87 [1]	0:51.87 [1]	0:39.28 [2]	0:26.36 [2]	0:39.28	+3
		Chelsea Baker		Overall	1400m	(0:15.99)	(0:11.75)	(0:13.19)	(0:13.00)	(0:12.59)	(0:12.92)	(0:13.11)		
5	5	SOMAX	3	67.5	0:11.61	1:45.86 [5]	1:29.34 [5]	1:17.73 [4]	1:04.47 [4]	0:51.34 [4]	0:38.99 [4]	0:26.13 [5]	0:38.99	-10
		Jackson Murphy		Overall	1400m	(0:16.52)	(0:11.61)	(0:13.26)	(0:13.13)	(0:12.35)	(0:12.86)	(0:13.18)		
6	10	HE'S INVADING	7	66.0	0:11.58	1:46.28 [6]	1:29.34 [7]	1:17.76 [7]	1:04.43 [7]	0:51.40 [7]	0:38.90 [8]	0:26.24 [7]	0:38.90	+10
		Jake Molloy		1400m	1400m	(0:16.94)	(0:11.58)	(0:13.33)	(0:13.03)	(0:12.50)	(0:12.66)	(0:13.01)		
7	9	AUTUMN SALUTE	8	66.9	0:11.45	1:46.56 [7]	1:29.35 [8]	1:17.90 [8]	1:04.59 [8]	0:51.60 [8]	0:39.22 [7]	0:26.46 [8]	0:39.22	+7
		Corey Bayliss		Overall	1400m	(0:17.21)	(0:11.45)	(0:13.31)	(0:12.99)	(0:12.38)	(0:12.76)	(0:13.20)		
8	1	SAVEA	4	68.7	0:11.71	1:46.70 [8]	1:30.36 [3]	1:18.65 [3]	1:05.33 [3]	0:52.18 [3]	0:39.84 [3]	0:27.04 [4]	0:39.84	+12
		Karl Zechner		Overall	1400m	(0:16.34)	(0:11.71)	(0:13.32)	(0:13.15)	(0:12.34)	(0:12.80)	(0:13.41)		

Scratched: Cut Diamonds (#6), Arlo's Love (#12), Sunshine Sally (#8), Hearty Henry (#11), Rock A Bye Ivy (#13)



Toowoomba Professional  
Race 5: SUPERIOR HVAC SOLUTIONS Maiden Plate - 1625m  
31 May 2025 - 14:48



Track Rating: Soft 5, Weather: Overcast, Rail Position: +5m Entire

Section						200m	Last 600m		
Field Times						0:12.52 (0:12.52)	0:38.04		
Rank	TAB	Horse/Jockey	Barrier	Top Speed [km/h]	Fastest Section	Margin		Distance Travelled [m]	
1	4	SIR GOLDALOT	2	69.4	0:11.88	0:12.52 [1]	1:44.31	0:38.04	
		Kelsey Lenton		Overall	1400m	(0:12.52)			
2	7	AOOM'S CHOICE	6	66.4	0:11.87	0:12.59 [2]	1.5L	0:37.62	+12
		Nozi Tomizawa		Overall	1400m	(0:12.59)			
3	3	PROCLAIMER	5	66.8	0:11.54	0:12.55 [3]	2.3L	0:37.70	-6
		Les Tilley		Overall	1400m	(0:12.55)			
4	2	PREFER TO DANCE	1	67.8	0:11.75	0:13.25 [4]	8.3L	0:39.28	+3
		Chelsea Baker		Overall	1400m	(0:13.25)			
5	5	SOMAX	3	67.5	0:11.61	0:12.95 [5]	8.6L	0:38.99	-10
		Jackson Murphy		Overall	1400m	(0:12.95)			
6	10	HE'S INVADING	7	66.0	0:11.58	0:13.23 [6]	10.9L	0:38.90	+10
		Jake Molloy		1400m	1400m	(0:13.23)			
7	9	AUTUMN SALUTE	8	66.9	0:11.45	0:13.26 [8]	12.4L	0:39.22	+7
		Corey Bayliss		Overall	1400m	(0:13.26)			
8	1	SAVEA	4	68.7	0:11.71	0:13.63 [7]	13.2L	0:39.84	+12
		Karl Zechner		Overall	1400m	(0:13.63)			

Scratched: Cut Diamonds (#6), Arlo's Love (#12), Sunshine Sally (#8), Hearty Henry (#11), Rock A Bye Ivy (#13)



# Toowoomba Professional

## Race 6: P&L MCKELLAR CONCRETING Class 2 Handicap - 1625m

31 May 2025 - 15:22



Track Rating: Soft 5, Weather: Overcast, Rail Position: +5m Entire

Section						Overall	1400m	1200m	1000m	800m	600m	400m	Last 600m	
Field Times						1:43.54 (0:16.27)	1:27.27 (0:11.78)	1:15.49 (0:11.95)	1:03.54 (0:13.05)	0:50.49 (0:13.28)	0:37.21 (0:12.55)	0:24.66 (0:12.16)	0:37.21	
Rank	TAB	Horse/Jockey	Barrier	Top Speed [km/h]	Fastest Section									Distance Travelled [m]
1	10	MAPLE DOOR	3	64.9	0:11.88	1:43.54 [1]	1:27.05 [4]	1:15.17 [5]	1:02.76 [5]	0:49.79 [5]	0:36.88 [5]	0:24.66 [1]	0:36.88	
		Karl Zechner		Overall	1400m	(0:16.49)	(0:11.88)	(0:12.41)	(0:12.97)	(0:12.91)	(0:12.22)	(0:12.16)		
2	2	JUNE	7	64.3	0:11.80	1:44.00 [2]	1:27.34 [6]	1:15.54 [6]	1:03.17 [6]	0:50.23 [6]	0:37.04 [6]	0:24.66 [4]	0:37.04	+1
		Nozi Tomizawa		Overall	1400m	(0:16.66)	(0:11.80)	(0:12.37)	(0:12.94)	(0:13.19)	(0:12.38)	(0:12.10)		
3	1	BURLEIGH MAGIC	1	65.3	0:11.71	1:44.49 [3]	1:27.98 [5]	1:16.27 [4]	1:03.96 [4]	0:51.12 [3]	0:37.87 [4]	0:25.15 [3]	0:37.87	-6
		Shania Willis		Overall	1400m	(0:16.51)	(0:11.71)	(0:12.31)	(0:12.84)	(0:13.25)	(0:12.72)	(0:12.38)		
4	5	EARL OF DEVON	2	66.7	0:11.78	1:44.88 [4]	1:28.61 [1]	1:16.83 [1]	1:04.84 [2]	0:51.83 [1]	0:38.55 [1]	0:25.87 [2]	0:38.55	-3
		Les Tilley		Overall	1400m	(0:16.27)	(0:11.78)	(0:11.99)	(0:13.01)	(0:13.28)	(0:12.68)	(0:12.63)		
5	8	AZUKI	4	67.1	0:11.80	1:46.02 [5]	1:29.75 [2]	1:17.95 [2]	1:05.57 [3]	0:52.58 [4]	0:39.42 [3]	0:26.44 [5]	0:39.42	-1
		Corey Bayliss		Overall	1400m	(0:16.27)	(0:11.80)	(0:12.38)	(0:12.99)	(0:13.16)	(0:12.98)	(0:13.22)		
6	9	STRUAN LAD	8	64.6	0:11.70	1:46.03 [6]	1:29.15 [8]	1:17.45 [7]	1:04.95 [7]	0:52.04 [7]	0:39.00 [7]	0:26.03 [7]	0:39.00	+1
		Kenji Yoshida		Overall	1400m	(0:16.88)	(0:11.70)	(0:12.50)	(0:12.91)	(0:13.04)	(0:12.97)	(0:12.97)		
7	6	MEKANIC	6	64.7	0:11.88	1:46.62 [7]	1:29.78 [7]	1:17.90 [8]	1:05.36 [8]	0:52.51 [8]	0:39.36 [8]	0:26.56 [8]	0:39.36	-4
		Liv O'Donnell		Overall	1400m	(0:16.84)	(0:11.88)	(0:12.54)	(0:12.85)	(0:13.15)	(0:12.80)	(0:13.12)		
8	11	MERLOMANN	5	67.9	0:11.79	1:47.53 [8]	1:31.21 [3]	1:19.42 [3]	1:07.53 [1]	0:54.36 [2]	0:41.19 [2]	0:27.83 [6]	0:41.19	+7
		Kelsey Lenton		Overall	1400m	(0:16.32)	(0:11.79)	(0:11.89)	(0:13.17)	(0:13.17)	(0:13.36)	(0:13.55)		

Scratched: Super Fair (#12), Zou Big Boy (#3), Lissaro (#13), Shouts All Day (#7), Connecticut (#4)





Toowoomba Professional  
Race 6: P&L MCKELLAR CONCRETING Class 2 Handicap - 1625m  
31 May 2025 - 15:22



Track Rating: Soft 5, Weather: Overcast, Rail Position: +5m Entire

Section Field Times				200m 0:12.50 (0:12.50)				Last 600m 0:37.21	
Rank	TAB	Horse/Jockey	Barrier	Top Speed [km/h]	Fastest Section	Margin		Distance Travelled [m]	
1	10	MAPLE DOOR	3	64.9	0:11.88	0:12.50 [1]	1:43.54	0:36.88	
		Karl Zechner		Overall	1400m	(0:12.50)			
2	2	JUNE	7	64.3	0:11.80	0:12.56 [2]	2.5L	0:37.04	+1
		Nozi Tomizawa		Overall	1400m	(0:12.56)			
3	1	BURLEIGH MAGIC	1	65.3	0:11.71	0:12.77 [4]	5.3L	0:37.87	-6
		Shania Willis		Overall	1400m	(0:12.77)			
4	5	EARL OF DEVON	2	66.7	0:11.78	0:13.24 [3]	7.6L	0:38.55	-3
		Les Tilley		Overall	1400m	(0:13.24)			
5	8	AZUKI	4	67.1	0:11.80	0:13.22 [5]	14.1L	0:39.42	-1
		Corey Bayliss		Overall	1400m	(0:13.22)			
6	9	STRUAN LAD	8	64.6	0:11.70	0:13.06 [6]	14.2L	0:39.00	+1
		Kenji Yoshida		Overall	1400m	(0:13.06)			
7	6	MEKANIC	6	64.7	0:11.88	0:13.44 [7]	17.5L	0:39.36	-4
		Liv O'Donnell		Overall	1400m	(0:13.44)			
8	11	MERLOMANN	5	67.9	0:11.79	0:14.28 [8]	22.8L	0:41.19	+7
		Kelsey Lenton		Overall	1400m	(0:14.28)			

Scratched: Super Fair (#12), Zou Big Boy (#3), Lissaro (#13), Shouts All Day (#7), Connecticut (#4)





# Toowoomba Professional

## Race 7: LIVEWIRED ELECTRICAL BENCHMARK 58 Handicap - 1300m

31 May 2025 - 16:04



Track Rating: Soft 5, Weather: Overcast, Rail Position: +5m Entire

Section						Overall	1200m	1000m	800m	600m	400m	Last 600m	
Field Times						1:21.95 (0:08.60)	1:13.35 (0:10.97)	1:02.38 (0:11.57)	0:50.81 (0:12.50)	0:38.31 (0:13.01)	0:25.30 (0:12.72)	0:38.31	
Rank	TAB	Horse/Jockey	Barrier	Top Speed [km/h]	Fastest Section								Distance Travelled [m]
1	1	CRACKER ESSGEE	5	66.5	0:08.65	1:21.95 [1]	1:13.30 [3]	1:02.13 [4]	0:50.37 [6]	0:37.88 [5]	0:25.07 [4]	0:37.88	
		Olivia Kendal		1200m	Overall	(0:08.65)	(0:11.17)	(0:11.76)	(0:12.49)	(0:12.81)	(0:12.49)		
2	9	TSUKINO	7	65.9	0:09.16	1:22.43 [2]	1:13.27 [8]	1:02.12 [8]	0:50.60 [8]	0:38.23 [7]	0:25.54 [5]	0:38.23 -8	
		Corey Bayliss		1200m	Overall	(0:09.16)	(0:11.15)	(0:11.52)	(0:12.37)	(0:12.69)	(0:12.90)		
3	2	ELEVEN BLACK	2	67.4	0:09.09	1:22.52 [3]	1:13.43 [7]	1:02.52 [7]	0:50.95 [5]	0:38.50 [4]	0:25.66 [3]	0:38.50 -9	
		Chelsea Baker		1200m	Overall	(0:09.09)	(0:10.91)	(0:11.57)	(0:12.45)	(0:12.84)	(0:12.88)		
4	11	CAILIN ALAINN	4	64.9	0:09.21	1:22.57 [4]	1:13.36 [9]	1:01.92 [9]	0:50.30 [9]	0:38.03 [9]	0:25.21 [9]	0:38.03 +1	
		Leah Martyn		1000m	Overall	(0:09.21)	(0:11.44)	(0:11.62)	(0:12.27)	(0:12.82)	(0:12.68)		
5	3	FORT WILLIAM	6	66.4	0:08.82	1:22.77 [5]	1:13.95 [6]	1:02.85 [6]	0:51.24 [4]	0:38.69 [6]	0:25.69 [7]	0:38.69 -1	
		Stacey Callow		1000m	Overall	(0:08.82)	(0:11.10)	(0:11.61)	(0:12.55)	(0:13.00)	(0:12.87)		
6	5	ZOUWALER	9	65.6	0:08.72	1:22.81 [6]	1:14.09 [5]	1:02.94 [5]	0:51.04 [7]	0:38.54 [8]	0:25.61 [8]	0:38.54 +5	
		Jake Molloy		1200m	Overall	(0:08.72)	(0:11.15)	(0:11.90)	(0:12.50)	(0:12.93)	(0:12.80)		
7	8	LITTLE SPARK	1	66.5	0:08.60	1:22.86 [7]	1:14.26 [1]	1:03.29 [1]	0:51.72 [1]	0:39.22 [1]	0:26.21 [1]	0:39.22 -5	
		Shania Willis		1200m	Overall	(0:08.60)	(0:10.97)	(0:11.57)	(0:12.50)	(0:13.01)	(0:12.92)		
8	6	ALLEZIZZY	3	67.2	0:08.71	1:23.83 [8]	1:15.12 [4]	1:04.24 [2]	0:52.52 [2]	0:39.85 [3]	0:27.07 [2]	0:39.85 -3	
		Kelsey Lenton		1200m	Overall	(0:08.71)	(0:10.88)	(0:11.72)	(0:12.67)	(0:12.78)	(0:13.19)		
9	10	ALONTRO	8	66.4	0:08.65	1:24.28 [9]	1:15.63 [2]	1:04.58 [3]	0:52.83 [3]	0:40.33 [2]	0:27.31 [6]	0:40.33 +2	
		Kenji Yoshida		1200m	Overall	(0:08.65)	(0:11.05)	(0:11.75)	(0:12.50)	(0:13.02)	(0:13.36)		

Scratched: Crimson Warning (#7), Mister Hemsworth (#4), Scribble (#12)



Toowoomba Professional  
Race 7: LIVEWIRED ELECTRICAL BENCHMARK 58 Handicap - 1300m  
31 May 2025 - 16:04



Track Rating: Soft 5, Weather: Overcast, Rail Position: +5m Entire

Section		200m					Last 600m		
Field Times		0:12.58 (0:12.58)					0:38.31		
Rank	TAB	Horse/Jockey	Barrier	Top Speed [km/h]	Fastest Section	Margin		Distance Travelled [m]	
1	1	CRACKER ESSGEE	5	66.5	0:08.65	0:12.58 [1]	1:21.95	0:37.88	
		Olivia Kendal		1200m	Overall	(0:12.58)			
2	9	TSUKINO	7	65.9	0:09.16	0:12.64 [4]	2.8L	0:38.23	-8
		Corey Bayliss		1200m	Overall	(0:12.64)			
3	2	ELEVEN BLACK	2	67.4	0:09.09	0:12.78 [3]	3.3L	0:38.50	-9
		Chelsea Baker		1200m	Overall	(0:12.78)			
4	11	CAILIN ALAINN	4	64.9	0:09.21	0:12.53 [8]	3.5L	0:38.03	+1
		Leah Martyn		1000m	Overall	(0:12.53)			
5	3	FORT WILLIAM	6	66.4	0:08.82	0:12.82 [6]	4.5L	0:38.69	-1
		Stacey Callow		1000m	Overall	(0:12.82)			
6	5	ZOUWALER	9	65.6	0:08.72	0:12.81 [7]	4.7L	0:38.54	+5
		Jake Molloy		1200m	Overall	(0:12.81)			
7	8	LITTLE SPARK	1	66.5	0:08.60	0:13.29 [2]	4.9L	0:39.22	-5
		Shania Willis		1200m	Overall	(0:13.29)			
8	6	ALLEZIZZY	3	67.2	0:08.71	0:13.88 [5]	10.4L	0:39.85	-3
		Kelsey Lenton		1200m	Overall	(0:13.88)			
9	10	ALONTRO	8	66.4	0:08.65	0:13.95 [9]	12.9L	0:40.33	+2
		Kenji Yoshida		1200m	Overall	(0:13.95)			

Scratched: Crimson Warning (#7), Mister Hemsworth (#4), Scribble (#12)



Toowoomba Professional  
Race 8: BLACK TRUCK & AG BENCHMARK 58 Handicap - 1300m  
31 May 2025 - 16:40



Track Rating: Soft 5, Weather: Overcast, Rail Position: +5m Entire

Section		Overall				1200m	1000m	800m	600m	400m	Last 600m	
Field Times		1:22.24 (0:08.44)				1:13.80 (0:11.04)	1:02.76 (0:11.56)	0:51.20 (0:12.13)	0:39.07 (0:12.95)	0:26.12 (0:13.10)	0:39.07	
Rank	TAB	Horse/Jockey	Barrier	Top Speed [km/h]	Fastest Section							Distance Travelled [m]
1	9	BOOGA RAY	5	64.2	0:08.73	1:22.24 [1]	1:13.51 [5]	1:02.08 [5]	0:50.16 [5]	0:38.16 [5]	0:25.74 [4]	0:38.16
		Shania Willis		1200m	Overall	(0:08.73)	(0:11.43)	(0:11.92)	(0:12.00)	(0:12.42)	(0:12.72)	
2	8	NETWORK ERROR	1	65.9	0:08.59	1:22.88 [2]	1:14.29 [3]	1:03.06 [3]	0:51.31 [3]	0:39.35 [3]	0:26.45 [3]	0:39.35 +0
		Jackson Murphy		1200m	Overall	(0:08.59)	(0:11.23)	(0:11.75)	(0:11.96)	(0:12.90)	(0:13.06)	
3	3	WORTHY ESSGEE	4	64.7	0:09.02	1:23.05 [3]	1:14.03 [8]	1:02.51 [8]	0:50.53 [8]	0:38.51 [8]	0:26.18 [6]	0:38.51 -3
		Olivia Kendal		1200m	Overall	(0:09.02)	(0:11.52)	(0:11.98)	(0:12.02)	(0:12.33)	(0:12.83)	
4	7	SHOUTS ALL DAY	7	66.0	0:09.50	1:23.33 [4]	1:13.83 [9]	1:02.34 [9]	0:50.61 [9]	0:38.39 [9]	0:26.00 [9]	0:38.39 -2
		Colleen Krahnen		1200m	Overall	(0:09.50)	(0:11.49)	(0:11.73)	(0:12.22)	(0:12.39)	(0:12.82)	
5	1	ARCTIC BEAR	9	67.8	0:08.69	1:23.34 [5]	1:14.65 [4]	1:03.75 [2]	0:52.15 [2]	0:40.11 [2]	0:27.22 [1]	0:40.11 -2
		Leah Martyn		1200m	Overall	(0:08.69)	(0:10.90)	(0:11.60)	(0:12.04)	(0:12.89)	(0:13.35)	
6	10	SHERWOOD'S ONE	2	64.5	0:08.76	1:23.82 [6]	1:15.06 [6]	1:03.62 [6]	0:51.55 [6]	0:39.33 [7]	0:26.74 [7]	0:39.33 -2
		Corey Bayliss		1200m	Overall	(0:08.76)	(0:11.44)	(0:12.07)	(0:12.22)	(0:12.59)	(0:13.24)	
7	11	MOET AT MIDNIGHT	6	65.6	0:08.54	1:23.88 [7]	1:15.34 [2]	1:04.02 [4]	0:52.23 [4]	0:40.16 [4]	0:27.34 [5]	0:40.16 +0
		Nozi Tomizawa		1200m	Overall	(0:08.54)	(0:11.32)	(0:11.79)	(0:12.07)	(0:12.82)	(0:13.44)	
8	5	ANYWAY YOU WANT IT	8	63.6	0:08.94	1:23.96 [8]	1:15.02 [7]	1:03.50 [7]	0:51.63 [7]	0:39.58 [6]	0:26.88 [8]	0:39.58 +0
		Les Tilley		1200m	Overall	(0:08.94)	(0:11.52)	(0:11.87)	(0:12.05)	(0:12.70)	(0:13.14)	
9	2	MARAVILLAS	3	66.4	0:08.44	1:27.39 [9]	1:18.95 [1]	1:07.91 [1]	0:56.35 [1]	0:44.22 [1]	0:31.08 [2]	0:44.22 -7
		Kelsey Lenton		1200m	Overall	(0:08.44)	(0:11.04)	(0:11.56)	(0:12.13)	(0:13.14)	(0:14.58)	

Scratched: Knowitall Frank (#12), Avoid The Misstres (#13), Irama (#4), Prophet Of Boom (#6)



Toowoomba Professional  
Race 8: BLACK TRUCK & AG BENCHMARK 58 Handicap - 1300m  
31 May 2025 - 16:40



Track Rating: Soft 5, Weather: Overcast, Rail Position: +5m Entire

Section Field Times				200m 0:13.02 (0:13.02)				Last 600m 0:39.07	
Rank	TAB	Horse/Jockey	Barrier	Top Speed [km/h]	Fastest Section	Margin		Distance Travelled [m]	
1	9	BOOGA RAY	5	64.2	0:08.73	0:13.02 [1]	1:22.24	0:38.16	
		Shania Willis		1200m	Overall	(0:13.02)			
2	8	NETWORK ERROR	1	65.9	0:08.59	0:13.39 [3]	3.5L	0:39.35	+0
		Jackson Murphy		1200m	Overall	(0:13.39)			
3	3	WORTHY ESSGEE	4	64.7	0:09.02	0:13.35 [4]	4.3L	0:38.51	-3
		Olivia Kendal		1200m	Overall	(0:13.35)			
4	7	SHOUTS ALL DAY	7	66.0	0:09.50	0:13.18 [6]	5.8L	0:38.39	-2
		Colleen Krahnen		1200m	Overall	(0:13.18)			
5	1	ARCTIC BEAR	9	67.8	0:08.69	0:13.87 [2]	5.9L	0:40.11	-2
		Leah Martyn		1200m	Overall	(0:13.87)			
6	10	SHERWOOD'S ONE	2	64.5	0:08.76	0:13.50 [8]	8.7L	0:39.33	-2
		Corey Bayliss		1200m	Overall	(0:13.50)			
7	11	MOET AT MIDNIGHT	6	65.6	0:08.54	0:13.90 [5]	8.9L	0:40.16	+0
		Nozi Tomizawa		1200m	Overall	(0:13.90)			
8	5	ANYWAY YOU WANT IT	8	63.6	0:08.94	0:13.74 [7]	9.3L	0:39.58	+0
		Les Tilley		1200m	Overall	(0:13.74)			
9	2	MARAVILLAS	3	66.4	0:08.44	0:16.50 [9]	29.3L	0:44.22	-7
		Kelsey Lenton		1200m	Overall	(0:16.50)			

Scratched: Knowitall Frank (#12), Avoid The Misstres (#13), Irama (#4), Prophet Of Boom (#6)



**Toowoomba Professional**  
**Race 1: PLATINUM GLASS & SECURITY QTIS Two-Year-Old Maiden**  
**Handicap - 1200m**  
**31 May 2025 - 12:27**



Track Rating: Soft 5, Weather: Overcast, Rail Position: +5m Entire

Section						Overall	1000m	800m	600m	400m	200m	Last 600m		
Field Times						1:15.59 (0:14.10)	1:01.49 (0:11.65)	0:49.84 (0:12.27)	0:37.57 (0:12.34)	0:25.23 (0:12.30)	0:12.93 (0:12.93)	0:37.57		
Rank	TAB	Horse/Jockey	Barrier	Top Speed [km/h]	Fastest Section							Margin		Distance Travelled [m]
1	1	EARN TO BURN	5	69.6	0:11.65	1:15.59 [1]	1:01.49 [1]	0:49.84 [1]	0:37.57 [1]	0:25.23 [1]	0:12.93 [1]	1:15.59	0:37.57	
		Corey Bayliss		Overall	1000m	(0:14.10)	(0:11.65)	(0:12.27)	(0:12.34)	(0:12.30)	(0:12.93)			
2	4	STAR OF ASCOT	8	67.4	0:11.69	1:15.94 [2]	1:01.81 [3]	0:50.12 [2]	0:37.84 [2]	0:25.33 [2]	0:12.89 [2]	2L	0:37.84	+6
		Les Tilley		Overall	1000m	(0:14.13)	(0:11.69)	(0:12.28)	(0:12.51)	(0:12.44)	(0:12.89)			
3	8	RAPID READY	2	66.2	0:11.79	1:15.99 [3]	1:01.88 [2]	0:50.09 [3]	0:37.75 [4]	0:25.30 [3]	0:12.76 [3]	2.2L	0:37.75	+3
		Nozi Tomizawa		Overall	1000m	(0:14.11)	(0:11.79)	(0:12.34)	(0:12.45)	(0:12.54)	(0:12.76)			
4	2	GO MARO	1	64.8	0:11.70	1:16.16 [4]	1:01.58 [6]	0:49.88 [6]	0:37.33 [7]	0:25.15 [7]	0:12.64 [4]	3L	0:37.33	+4
		Stacey Callow		1000m	1000m	(0:14.58)	(0:11.70)	(0:12.55)	(0:12.18)	(0:12.51)	(0:12.64)			
5	10	NELSONS BAY	6	64.6	0:11.71	1:17.31 [5]	1:03.00 [5]	0:51.29 [5]	0:38.93 [5]	0:26.55 [4]	0:13.76 [5]	9.8L	0:38.93	+10
		Shania Willis		Overall	1000m	(0:14.31)	(0:11.71)	(0:12.36)	(0:12.38)	(0:12.79)	(0:13.76)			
6	7	GEITZ	7	68.6	0:11.69	1:17.53 [6]	1:03.29 [4]	0:51.60 [4]	0:39.31 [3]	0:26.70 [5]	0:13.62 [6]	11.1L	0:39.31	+13
		Karl Zechner		Overall	1000m	(0:14.24)	(0:11.69)	(0:12.29)	(0:12.61)	(0:13.08)	(0:13.62)			
7	6	BLUEY'S CHOICE	4	67.6	0:11.69	1:17.67 [7]	1:03.08 [7]	0:51.39 [7]	0:38.92 [6]	0:26.68 [6]	0:13.74 [7]	11.9L	0:38.92	+13
		Chelsea Baker		Overall	1000m	(0:14.59)	(0:11.69)	(0:12.47)	(0:12.24)	(0:12.94)	(0:13.74)			
8	9	HALFACHANCE	3	64.4	0:11.96	1:21.00 [8]	1:06.34 [8]	0:54.38 [8]	0:41.69 [8]	0:29.01 [8]	0:15.98 [8]	31.4L	0:41.69	+4
		Jackson Murphy		Overall	1000m	(0:14.66)	(0:11.96)	(0:12.69)	(0:12.68)	(0:13.03)	(0:15.98)			

Scratched: Two Minds (#5), Krumac (#3), Heroic Gold (#11), Prestar (#12)



Horse/Jockey Name	Earn To Burn
Final Rank	1
Fastest Section Time (Section)	0:11.65 (1000m)
Top Speed [km/h] (Section)	69.6 (Overall)
Race State	Finished

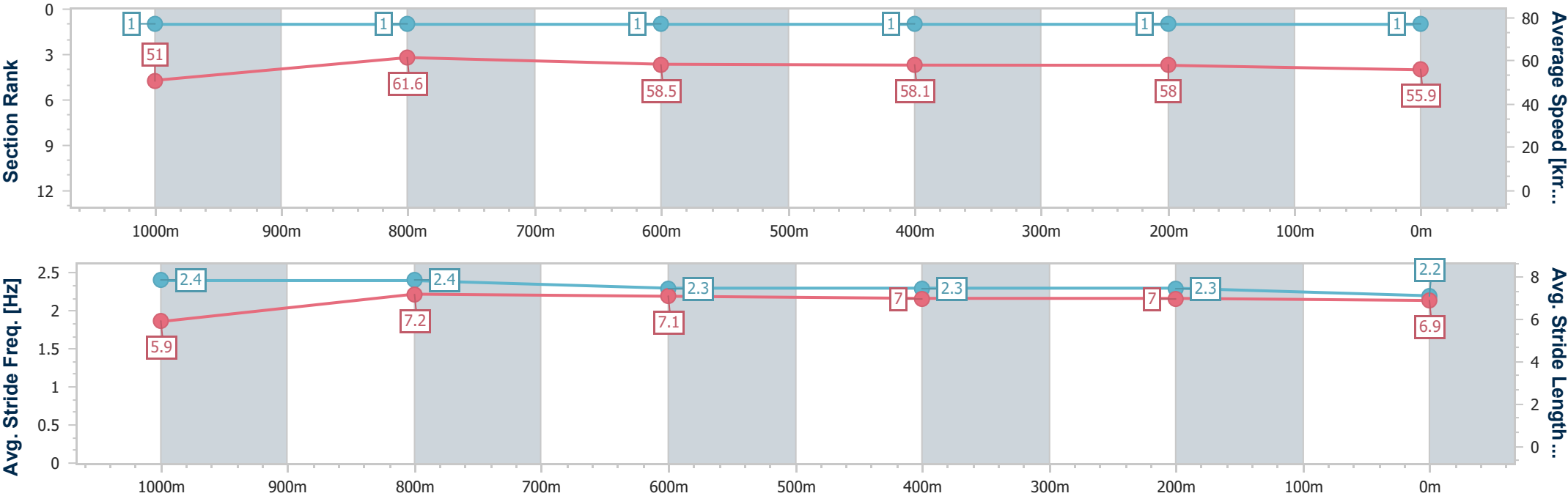


ToowoombaProfessional  
Race 1: PLATINUM GLASS & SECURITY QTIS Two-Year-Old  
Maiden Handicap - 1200m  
31 May 2025 - 12:27



Track Rating: Soft 5, Weather: Overcast, Rail Position: +5m Entire

Section	Overall	1000m	800m	600m	400m	200m							
Section Times	1:15.59 [1] (0:14.10)	1:01.49 [1] (0:11.65)	0:49.84 [1] (0:12.27)	0:37.57 [1] (0:12.34)	0:25.23 [1] (0:12.30)	0:12.93 [1] (0:12.93)							
Average Speed [km/h]	51.0	61.6	58.5	58.1	58.0	55.9							
Top Speed [km/h]	69.6	65.9	59.5	58.8	59.0	57.5							
Avg. Dist. to Rail [m]	3.8	1.0	1.4	0.8	1.3	1.8							
Avg. Stride Freq. [Hz]	2.4	2.4	2.3	2.3	2.3	2.2							
Avg. Stride Length [m]	5.9	7.2	7.1	7.0	7.0	6.9							





Horse/Jockey Name	Star Of Ascot
Final Rank	2
Fastest Section Time (Section)	0:11.69 (1000m)
Top Speed [km/h] (Section)	67.4 (Overall)
Race State	Finished



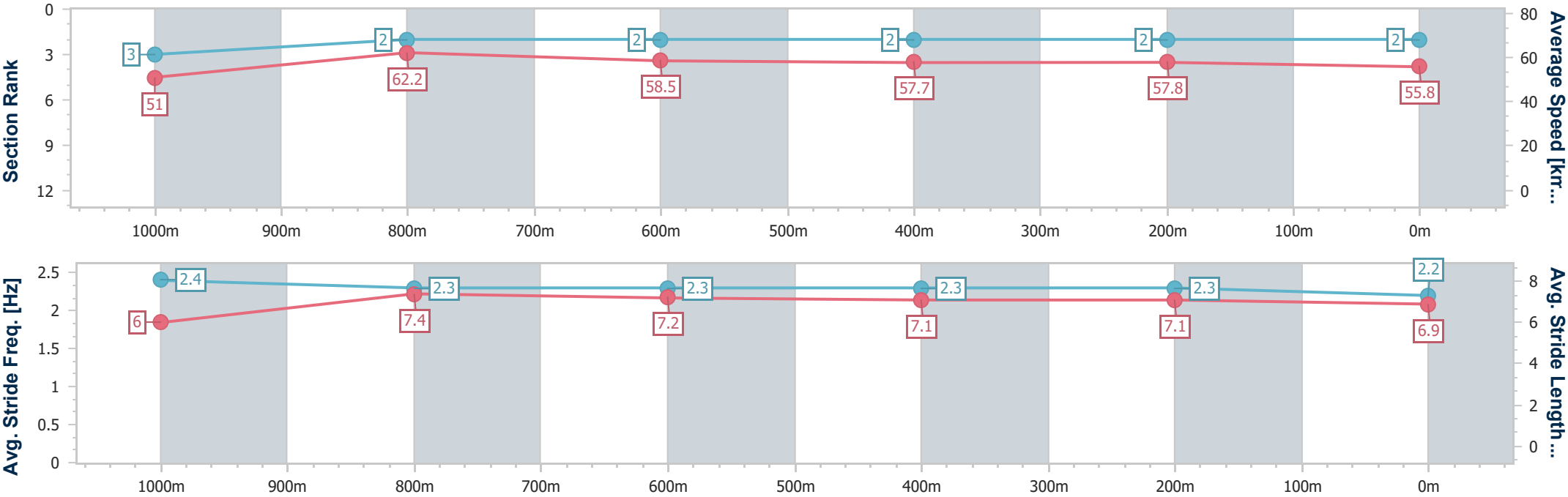
ToowoombaProfessional  
Race 1: PLATINUM GLASS & SECURITY QTIS Two-Year-Old  
Maiden Handicap - 1200m



31 May 2025 - 12:27

Track Rating: Soft 5, Weather: Overcast, Rail Position: +5m Entire

Section	Overall	1000m	800m	600m	400m	200m							
Section Times	1:15.94 [2] (0:14.13)	1:01.81 [3] (0:11.69)	0:50.12 [2] (0:12.28)	0:37.84 [2] (0:12.51)	0:25.33 [2] (0:12.44)	0:12.89 [2] (0:12.89)							
Average Speed [km/h]	51.0	62.2	58.5	57.7	57.8	55.8							
Top Speed [km/h]	67.4	66.4	59.5	58.8	58.3	57.2							
Avg. Dist. to Rail [m]	8.8	2.5	0.6	0.4	0.6	0.6							
Avg. Stride Freq. [Hz]	2.4	2.3	2.3	2.3	2.3	2.2							
Avg. Stride Length [m]	6.0	7.4	7.2	7.1	7.1	6.9							







Horse/Jockey Name	Rapid Ready
Final Rank	3
Fastest Section Time (Section)	0:11.79 (1000m)
Top Speed [km/h] (Section)	66.2 (Overall)
Race State	Finished

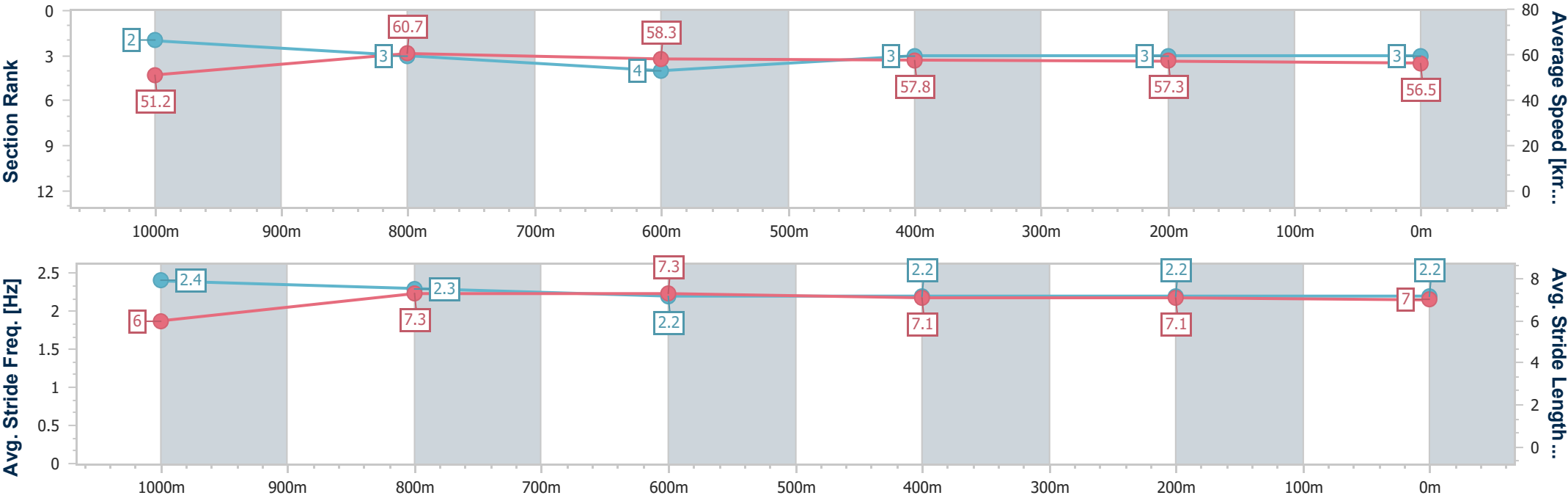


ToowoombaProfessional  
Race 1: PLATINUM GLASS & SECURITY QTIS Two-Year-Old  
Maiden Handicap - 1200m  
31 May 2025 - 12:27



Track Rating: Soft 5, Weather: Overcast, Rail Position: +5m Entire

Section	Overall	1000m	800m	600m	400m	200m							
Section Times	1:15.99 [3] (0:14.11)	1:01.88 [2] (0:11.79)	0:50.09 [3] (0:12.34)	0:37.75 [4] (0:12.45)	0:25.30 [3] (0:12.54)	0:12.76 [3] (0:12.76)							
Average Speed [km/h]	51.2	60.7	58.3	57.8	57.3	56.5							
Top Speed [km/h]	66.2	63.9	59.1	58.7	57.8	57.6							
Avg. Dist. to Rail [m]	3.6	0.6	0.4	0.4	0.8	1.6							
Avg. Stride Freq. [Hz]	2.4	2.3	2.2	2.2	2.2	2.2							
Avg. Stride Length [m]	6.0	7.3	7.3	7.1	7.1	7.0							





Horse/Jockey Name	Go Maro
Final Rank	4
Fastest Section Time (Section)	0:11.70 (1000m)
Top Speed [km/h] (Section)	64.8 (1000m)
Race State	Finished

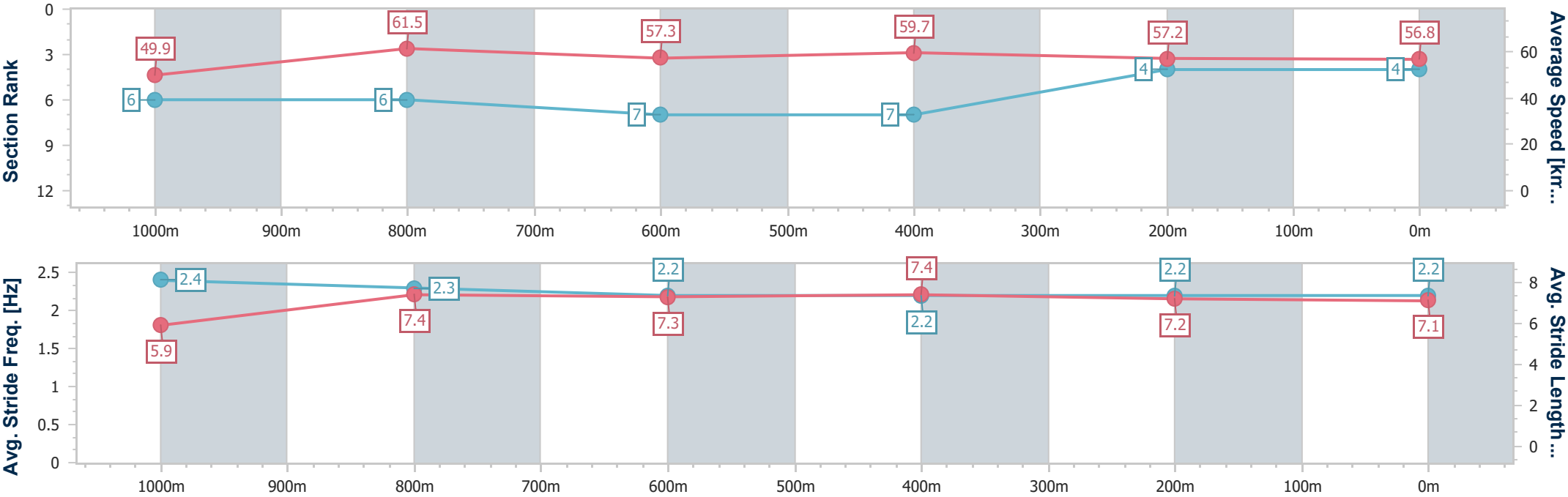


ToowoombaProfessional  
Race 1: PLATINUM GLASS & SECURITY QTIS Two-Year-Old  
Maiden Handicap - 1200m  
31 May 2025 - 12:27



Track Rating: Soft 5, Weather: Overcast, Rail Position: +5m Entire

Section	Overall	1000m	800m	600m	400m	200m							
Section Times	1:16.16 [4] (0:14.58)	1:01.58 [6] (0:11.70)	0:49.88 [6] (0:12.55)	0:37.33 [7] (0:12.18)	0:25.15 [7] (0:12.51)	0:12.64 [4] (0:12.64)							
Average Speed [km/h]	49.9	61.5	57.3	59.7	57.2	56.8							
Top Speed [km/h]	63.1	64.8	62.0	60.5	59.5	57.8							
Avg. Dist. to Rail [m]	3.6	0.7	0.5	0.3	1.5	0.9							
Avg. Stride Freq. [Hz]	2.4	2.3	2.2	2.2	2.2	2.2							
Avg. Stride Length [m]	5.9	7.4	7.3	7.4	7.2	7.1							





Horse/Jockey Name	Nelsons Bay
Final Rank	5
Fastest Section Time (Section)	0:11.71 (1000m)
Top Speed [km/h] (Section)	64.6 (Overall)
Race State	Finished

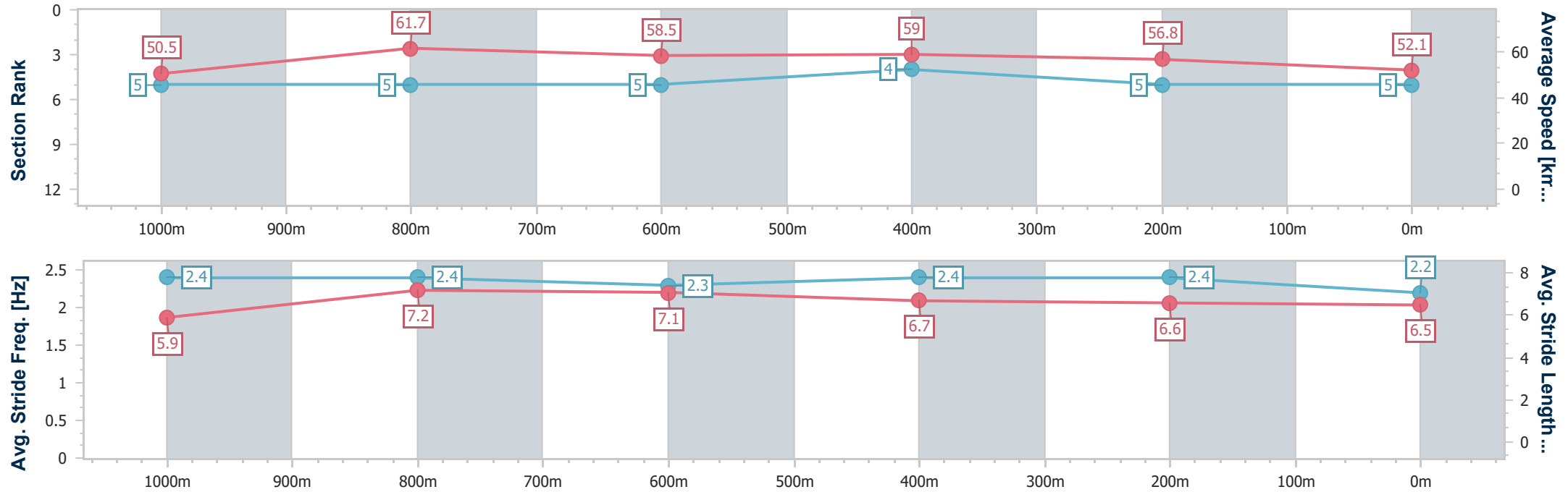


ToowoombaProfessional  
Race 1: PLATINUM GLASS & SECURITY QTIS Two-Year-Old  
Maiden Handicap - 1200m  
31 May 2025 - 12:27



Track Rating: Soft 5, Weather: Overcast, Rail Position: +5m Entire

Section	Overall	1000m	800m	600m	400m	200m								
Section Times	1:17.31 [5] (0:14.31)	1:03.00 [5] (0:11.71)	0:51.29 [5] (0:12.36)	0:38.93 [5] (0:12.38)	0:26.55 [4] (0:12.79)	0:13.76 [5] (0:13.76)								
Average Speed [km/h]	50.5	61.7	58.5	59.0	56.8	52.1								
Top Speed [km/h]	64.6	64.4	60.4	60.4	58.8	54.3								
Avg. Dist. to Rail [m]	6.4	1.5	1.0	2.5	1.8	1.0								
Avg. Stride Freq. [Hz]	2.4	2.4	2.3	2.4	2.4	2.2								
Avg. Stride Length [m]	5.9	7.2	7.1	6.7	6.6	6.5								





Horse/Jockey Name	Geitz
Final Rank	6
Fastest Section Time (Section)	0:11.69 (1000m)
Top Speed [km/h] (Section)	68.6 (Overall)
Race State	Finished

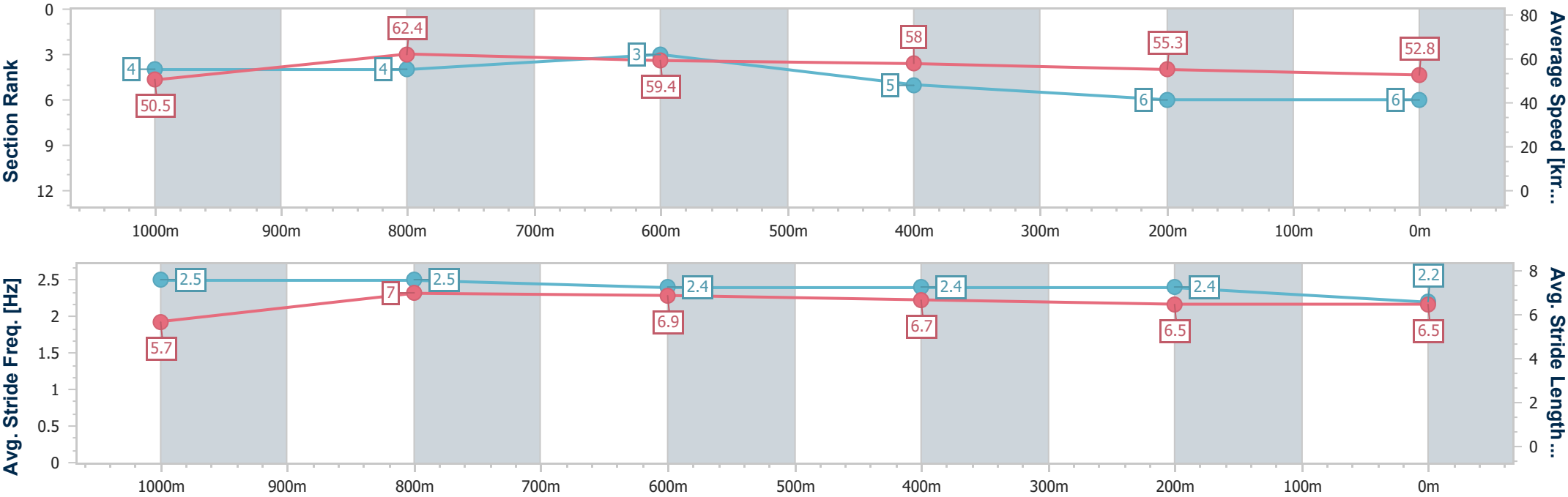


ToowoombaProfessional  
Race 1: PLATINUM GLASS & SECURITY QTIS Two-Year-Old  
Maiden Handicap - 1200m  
31 May 2025 - 12:27



Track Rating: Soft 5, Weather: Overcast, Rail Position: +5m Entire

Section	Overall	1000m	800m	600m	400m	200m							
Section Times	1:17.53 [6] (0:14.24)	1:03.29 [4] (0:11.69)	0:51.60 [4] (0:12.29)	0:39.31 [3] (0:12.61)	0:26.70 [5] (0:13.08)	0:13.62 [6] (0:13.62)							
Average Speed [km/h]	50.5	62.4	59.4	58.0	55.3	52.8							
Top Speed [km/h]	68.6	66.4	60.3	59.5	57.2	54.6							
Avg. Dist. to Rail [m]	8.6	4.1	3.9	2.9	1.9	0.5							
Avg. Stride Freq. [Hz]	2.5	2.5	2.4	2.4	2.4	2.2							
Avg. Stride Length [m]	5.7	7.0	6.9	6.7	6.5	6.5							





Horse/Jockey Name	Bluey's Choice
Final Rank	7
Fastest Section Time (Section)	0:11.69 (1000m)
Top Speed [km/h] (Section)	67.6 (Overall)
Race State	Finished

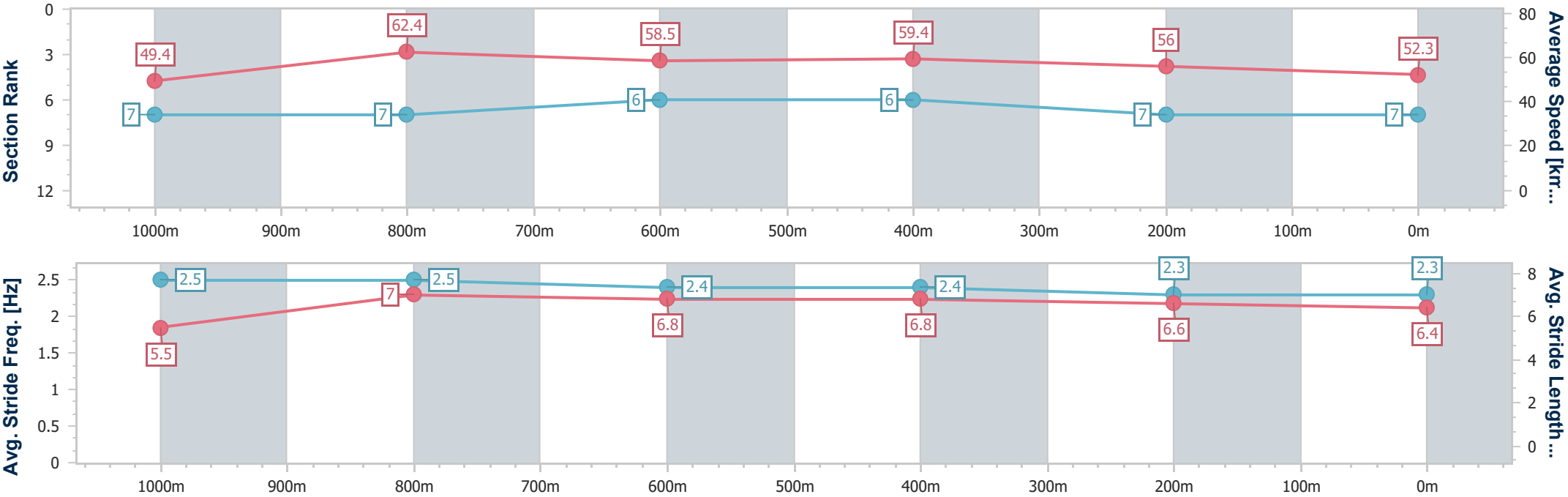


ToowoombaProfessional  
Race 1: PLATINUM GLASS & SECURITY QTIS Two-Year-Old  
Maiden Handicap - 1200m  
31 May 2025 - 12:27



Track Rating: Soft 5, Weather: Overcast, Rail Position: +5m Entire

Section	Overall	1000m	800m	600m	400m	200m							
Section Times	1:17.67 [7] (0:14.59)	1:03.08 [7] (0:11.69)	0:51.39 [7] (0:12.47)	0:38.92 [6] (0:12.24)	0:26.68 [6] (0:12.94)	0:13.74 [7] (0:13.74)							
Average Speed [km/h]	49.4	62.4	58.5	59.4	56.0	52.3							
Top Speed [km/h]	67.6	63.7	61.0	60.3	57.6	54.4							
Avg. Dist. to Rail [m]	9.1	4.4	3.5	2.1	1.8	1.5							
Avg. Stride Freq. [Hz]	2.5	2.5	2.4	2.4	2.3	2.3							
Avg. Stride Length [m]	5.5	7.0	6.8	6.8	6.6	6.4							





Horse/Jockey Name	Halfachance
Final Rank	8
Fastest Section Time (Section)	0:11.96 (1000m)
Top Speed [km/h] (Section)	64.4 (Overall)
Race State	Finished

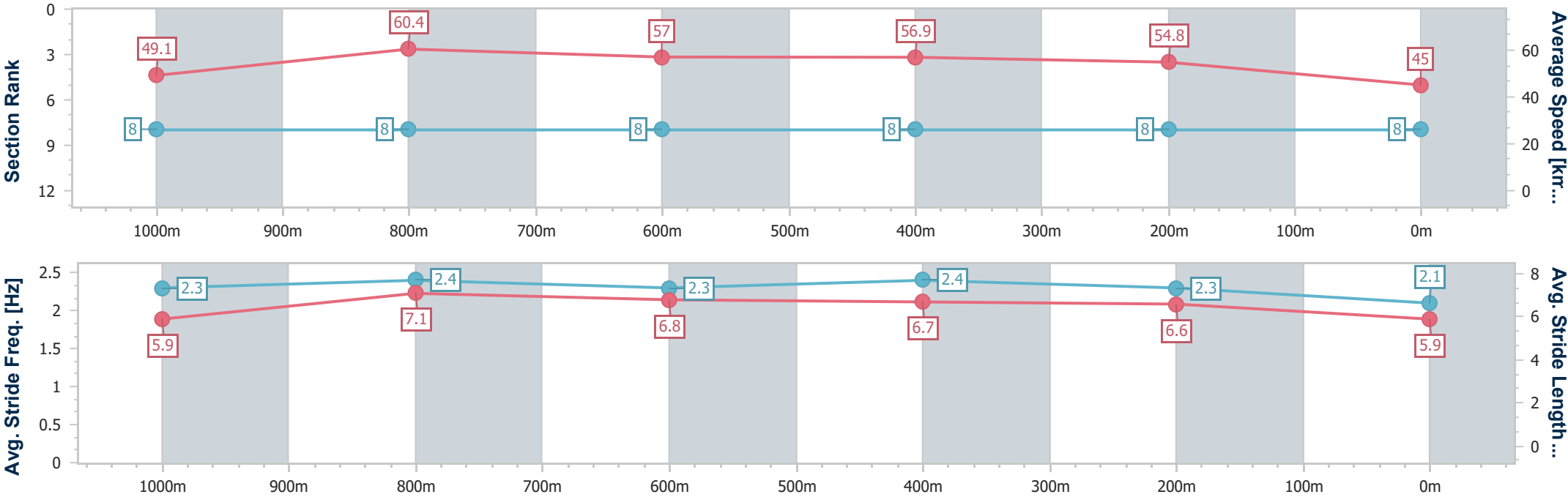


ToowoombaProfessional  
Race 1: PLATINUM GLASS & SECURITY QTIS Two-Year-Old  
Maiden Handicap - 1200m  
31 May 2025 - 12:27



Track Rating: Soft 5, Weather: Overcast, Rail Position: +5m Entire

Section	Overall	1000m	800m	600m	400m	200m							
Section Times	1:21.00 [8] (0:14.66)	1:06.34 [8] (0:11.96)	0:54.38 [8] (0:12.69)	0:41.69 [8] (0:12.68)	0:29.01 [8] (0:13.03)	0:15.98 [8] (0:15.98)							
Average Speed [km/h]	49.1	60.4	57.0	56.9	54.8	45.0							
Top Speed [km/h]	64.4	63.2	59.1	58.1	55.9	54.0							
Avg. Dist. to Rail [m]	4.6	1.3	0.7	0.7	1.2	0.3							
Avg. Stride Freq. [Hz]	2.3	2.4	2.3	2.4	2.3	2.1							
Avg. Stride Length [m]	5.9	7.1	6.8	6.7	6.6	5.9							





# Toowoomba Professional

## Race 2: OAKEY PHARMACY Maiden Handicap - 1000m

31 May 2025 - 13:03



Track Rating: Soft 5, Weather: Overcast, Rail Position: +5m Entire

Section							Overall	800m	600m	400m	200m			Last 600m		
Field Times							1:02.36 (0:15.10)	0:47.26 (0:11.60)	0:35.66 (0:11.69)	0:23.97 (0:11.82)	0:12.15 (0:12.15)			0:35.66		
Rank	TAB	Horse/Jockey	Barrier	Top Speed [km/h]	Fastest Section									Margin	Distance Travelled [m]	
1	12	DUBIOUS SIX	1	62.9	0:11.60	1:02.36 [1]	0:47.26 [1]	0:35.66 [1]	0:23.97 [1]	0:12.15 [1]	1:02.36	0:35.66				
		Kelsey Lenton		800m	800m	(0:15.10)	(0:11.60)	(0:11.69)	(0:11.82)	(0:12.15)						
2	1	REVANTAS	5	62.9	0:11.68	1:02.88 [2]	0:47.11 [10]	0:35.43 [10]	0:23.60 [8]	0:11.76 [5]	3L	0:35.43 +1				
		Nozi Tomizawa		Overall	800m	(0:15.77)	(0:11.68)	(0:11.83)	(0:11.84)	(0:11.76)						
3	5	HASANA	4	63.0	0:11.83	1:03.36 [3]	0:48.17 [3]	0:36.34 [4]	0:24.49 [4]	0:12.29 [4]	5.8L	0:36.34 +6				
		Leah Martyn		Overall	800m	(0:15.19)	(0:11.83)	(0:11.85)	(0:12.20)	(0:12.29)						
4	7	VESPER LYND	2	63.7	0:11.70	1:03.47 [4]	0:48.35 [2]	0:36.65 [2]	0:24.71 [3]	0:12.67 [2]	6.3L	0:36.65 +5				
		Liv O'Donnell		Overall	800m	(0:15.12)	(0:11.70)	(0:11.94)	(0:12.04)	(0:12.67)						
5	8	DESERT DAWN	6	63.5	0:11.66	1:03.67 [5]	0:48.22 [7]	0:36.56 [7]	0:24.64 [5]	0:12.54 [6]	7.3L	0:36.56 +1				
		Dale Smith		Overall	800m	(0:15.45)	(0:11.66)	(0:11.92)	(0:12.10)	(0:12.54)						
6	3	KOBE ASCOT	3	63.3	0:11.63	1:04.13 [6]	0:48.91 [4]	0:37.28 [3]	0:25.41 [2]	0:13.24 [3]	9.8L	0:37.28 +7				
		Corey Bayliss		800m	800m	(0:15.22)	(0:11.63)	(0:11.87)	(0:12.17)	(0:13.24)						
7	10	MIDNIGHT MIRACLE	8	64.2	0:11.67	1:04.56 [7]	0:49.00 [9]	0:37.33 [9]	0:25.33 [7]	0:12.79 [8]	12.3L	0:37.33 +9				
		Jackson Murphy		800m	800m	(0:15.56)	(0:11.67)	(0:12.00)	(0:12.54)	(0:12.79)						
8	4	GERALDINE'S WISH	10	65.1	0:11.56	1:04.86 [8]	0:49.33 [8]	0:37.77 [5]	0:25.76 [6]	0:13.24 [7]	14.1L	0:37.77 +15				
		Kenji Yoshida		Overall	800m	(0:15.53)	(0:11.56)	(0:12.01)	(0:12.52)	(0:13.24)						
9	2	TROUBLEATKINGSFORD	9	63.3	0:11.74	1:04.98 [9]	0:49.61 [5]	0:37.87 [6]	0:25.64 [10]	0:12.88 [10]	14.6L	0:37.87 +11				
		Les Tilley		Overall	800m	(0:15.37)	(0:11.74)	(0:12.23)	(0:12.76)	(0:12.88)						
10	6	SOUTHAMPTON NICCO	7	64.6	0:11.80	1:04.99 [10]	0:49.61 [6]	0:37.81 [8]	0:25.70 [9]	0:12.99 [9]	14.7L	0:37.81 +9				
		Stacey Callow		Overall	800m	(0:15.38)	(0:11.80)	(0:12.11)	(0:12.71)	(0:12.99)						

Scratched: Life Of Tree (#14), Denman Avenue (#13), Stell's Angel (#11), Fully Subscribed (#9), El Quinto (#15), Red Vodka (#16)

Report Created: Sat 31 May 2025 13:41 GMT+10 (Note: Timing is based on position data)

Page 1/11

[ ] Ranking at each section and finish  
-:-:- No data available at this section  
NA No data available

SCN Saddle cloth number  
DNF Did not finish  
DNT Did not track

data processed by  TRIPLESDATA





Horse/Jockey Name	Dubious Six
Final Rank	1
Fastest Section Time (Section)	0:11.60 (800m)
Top Speed [km/h] (Section)	62.9 (800m)
Race State	Finished



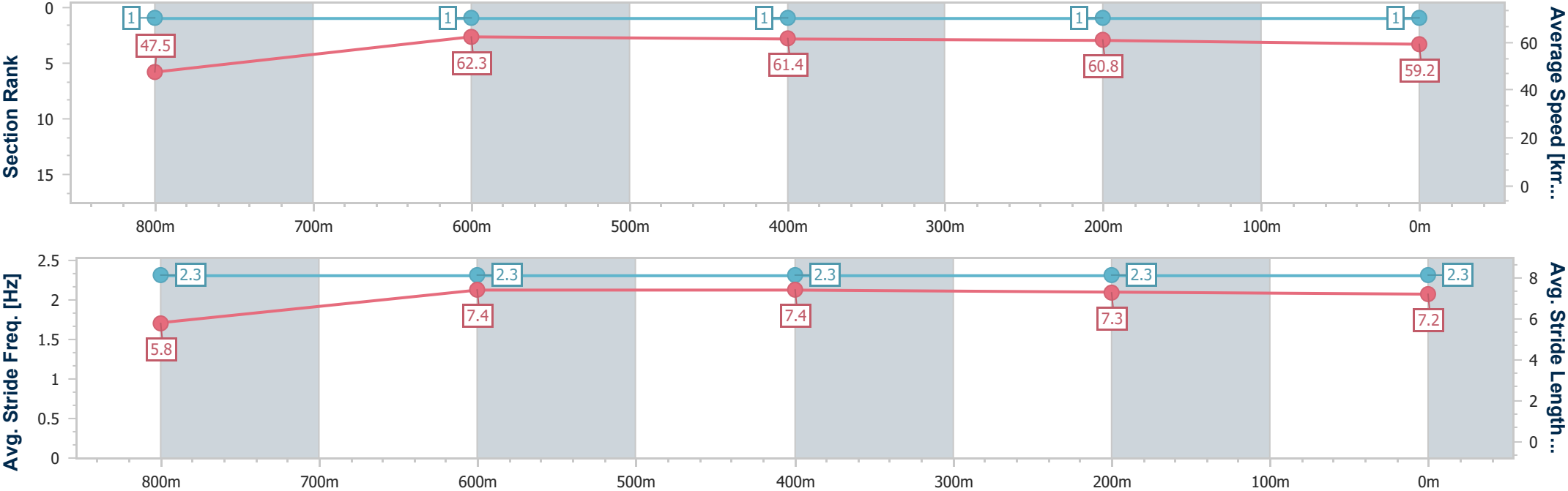
ToowoombaProfessional  
Race 2: OAKLEY PHARMACY Maiden Handicap - 1000m



31 May 2025 - 13:03

Track Rating: Soft 5, Weather: Overcast, Rail Position: +5m Entire

Section	Overall	800m	600m	400m	200m															
Section Times	1:02.36 [1] (0:15.10)	0:47.26 [1] (0:11.60)	0:35.66 [1] (0:11.69)	0:23.97 [1] (0:11.82)	0:12.15 [1] (0:12.15)															
Average Speed [km/h]	47.5	62.3	61.4	60.8	59.2															
Top Speed [km/h]	62.9	62.9	62.6	61.2	61.1															
Avg. Dist. to Rail [m]	2.6	0.9	0.6	0.7	0.6															
Avg. Stride Freq. [Hz]	2.3	2.3	2.3	2.3	2.3															
Avg. Stride Length [m]	5.8	7.4	7.4	7.3	7.2															





Horse/Jockey Name	Revantas
Final Rank	2
Fastest Section Time (Section)	0:11.68 (800m)
Top Speed [km/h] (Section)	62.9 (Overall)
Race State	Finished



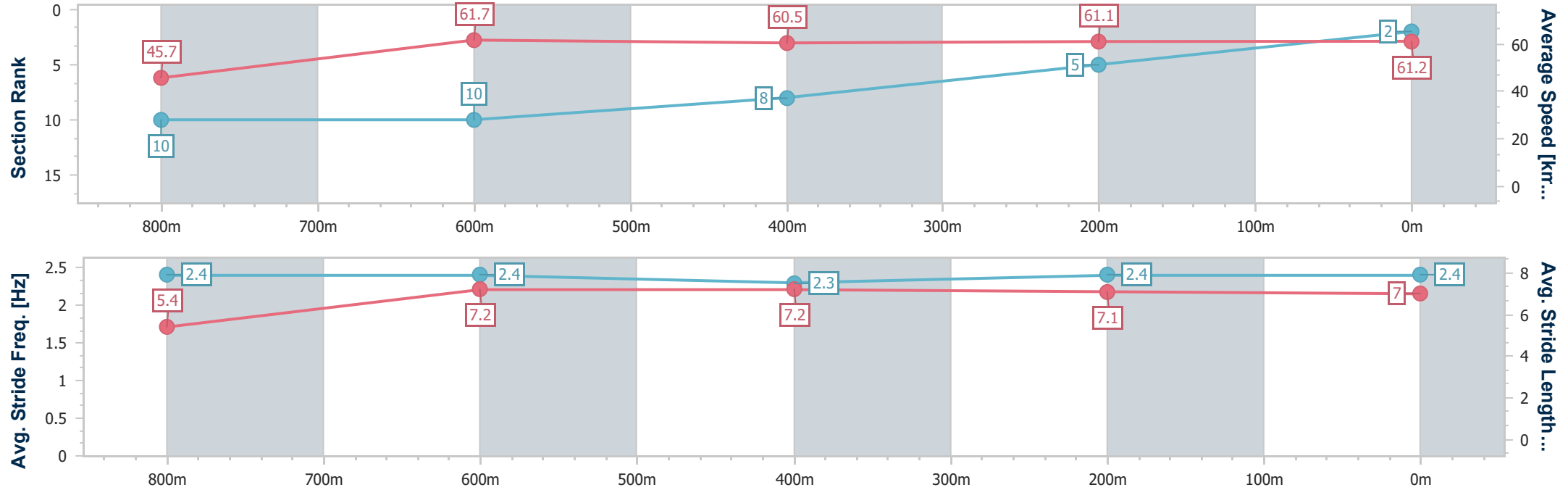
ToowoombaProfessional  
Race 2: OAKLEY PHARMACY Maiden Handicap - 1000m



31 May 2025 - 13:03

Track Rating: Soft 5, Weather: Overcast, Rail Position: +5m Entire

Section	Overall	800m	600m	400m	200m															
Section Times	1:02.88 [2] (0:15.77)	0:47.11 [10] (0:11.68)	0:35.43 [10] (0:11.83)	0:23.60 [8] (0:11.84)	0:11.76 [5] (0:11.76)															
Average Speed [km/h]	45.7	61.7	60.5	61.1	61.2															
Top Speed [km/h]	62.9	62.7	61.7	62.6	62.4															
Avg. Dist. to Rail [m]	4.5	0.4	1.4	1.8	3.4															
Avg. Stride Freq. [Hz]	2.4	2.4	2.3	2.4	2.4															
Avg. Stride Length [m]	5.4	7.2	7.2	7.1	7.0															





Horse/Jockey Name	Hasana
Final Rank	3
Fastest Section Time (Section)	0:11.83 (800m)
Top Speed [km/h] (Section)	63.0 (Overall)
Race State	Finished



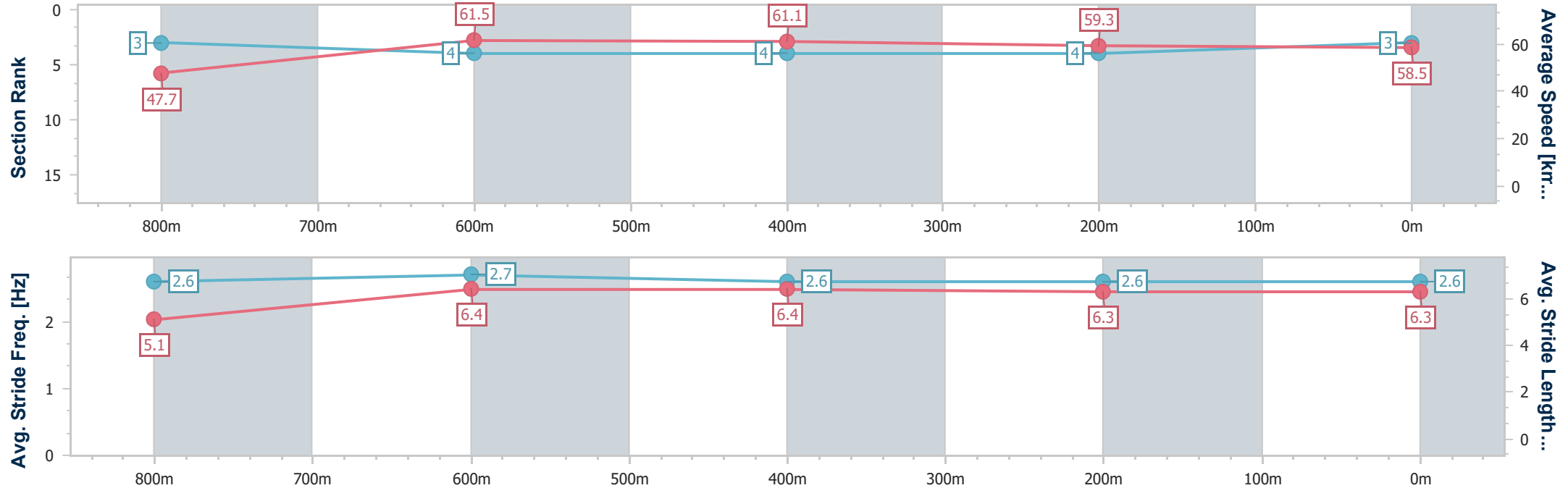
ToowoombaProfessional  
Race 2: OAKY PHARMACY Maiden Handicap - 1000m



31 May 2025 - 13:03

Track Rating: Soft 5, Weather: Overcast, Rail Position: +5m Entire

Section	Overall	800m	600m	400m	200m										
Section Times	1:03.36 [3] (0:15.19)	0:48.17 [3] (0:11.83)	0:36.34 [4] (0:11.85)	0:24.49 [4] (0:12.20)	0:12.29 [4] (0:12.29)										
Average Speed [km/h]	47.7	61.5	61.1	59.3	58.5										
Top Speed [km/h]	63.0	62.7	62.2	59.7	60.1										
Avg. Dist. to Rail [m]	4.3	2.4	1.2	2.3	3.8										
Avg. Stride Freq. [Hz]	2.6	2.7	2.6	2.6	2.6										
Avg. Stride Length [m]	5.1	6.4	6.4	6.3	6.3										





Horse/Jockey Name	Vesper Lynd
Final Rank	4
Fastest Section Time (Section)	0:11.70 (800m)
Top Speed [km/h] (Section)	63.7 (Overall)
Race State	Finished



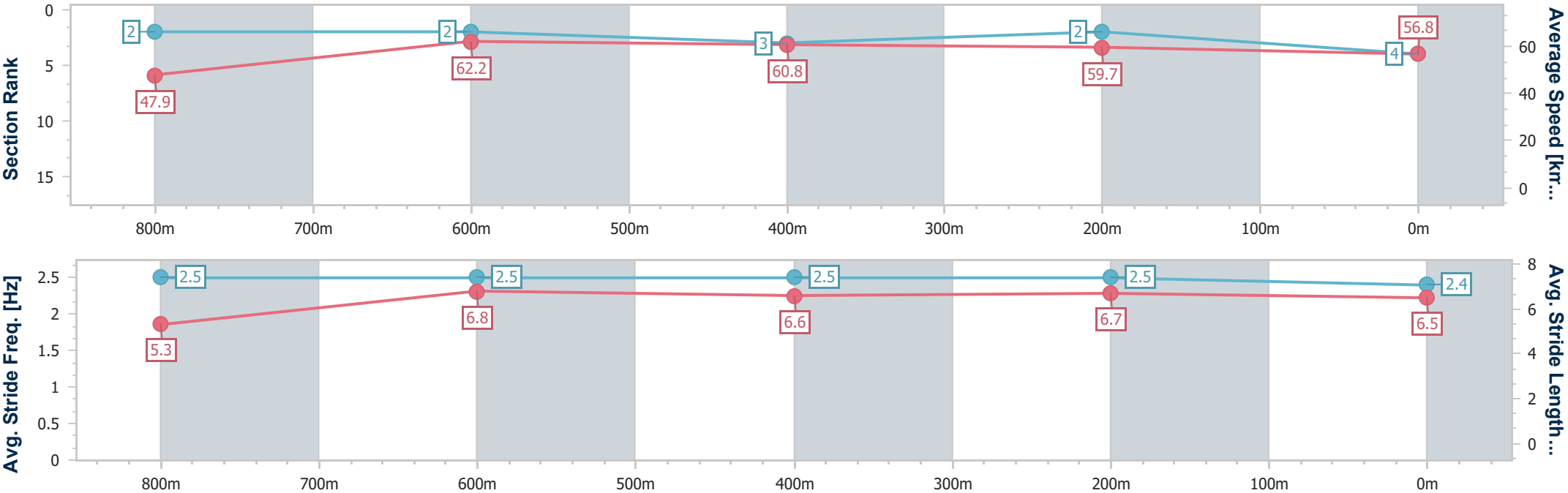
ToowoombaProfessional  
Race 2: OAKY PHARMACY Maiden Handicap - 1000m



31 May 2025 - 13:03

Track Rating: Soft 5, Weather: Overcast, Rail Position: +5m Entire

Section	Overall	800m	600m	400m	200m										
Section Times	1:03.47 [4] (0:15.12)	0:48.35 [2] (0:11.70)	0:36.65 [2] (0:11.94)	0:24.71 [3] (0:12.04)	0:12.67 [2] (0:12.67)										
Average Speed [km/h]	47.9	62.2	60.8	59.7	56.8										
Top Speed [km/h]	63.7	63.6	62.1	60.8	58.4										
Avg. Dist. to Rail [m]	4.8	3.4	1.7	1.2	0.4										
Avg. Stride Freq. [Hz]	2.5	2.5	2.5	2.5	2.4										
Avg. Stride Length [m]	5.3	6.8	6.6	6.7	6.5										



- [ ] Ranking at each section and finish
- .-.- No data available at this section
- NA No data available



Horse/Jockey Name	Desert Dawn
Final Rank	5
Fastest Section Time (Section)	0:11.66 (800m)
Top Speed [km/h] (Section)	63.5 (Overall)
Race State	Finished



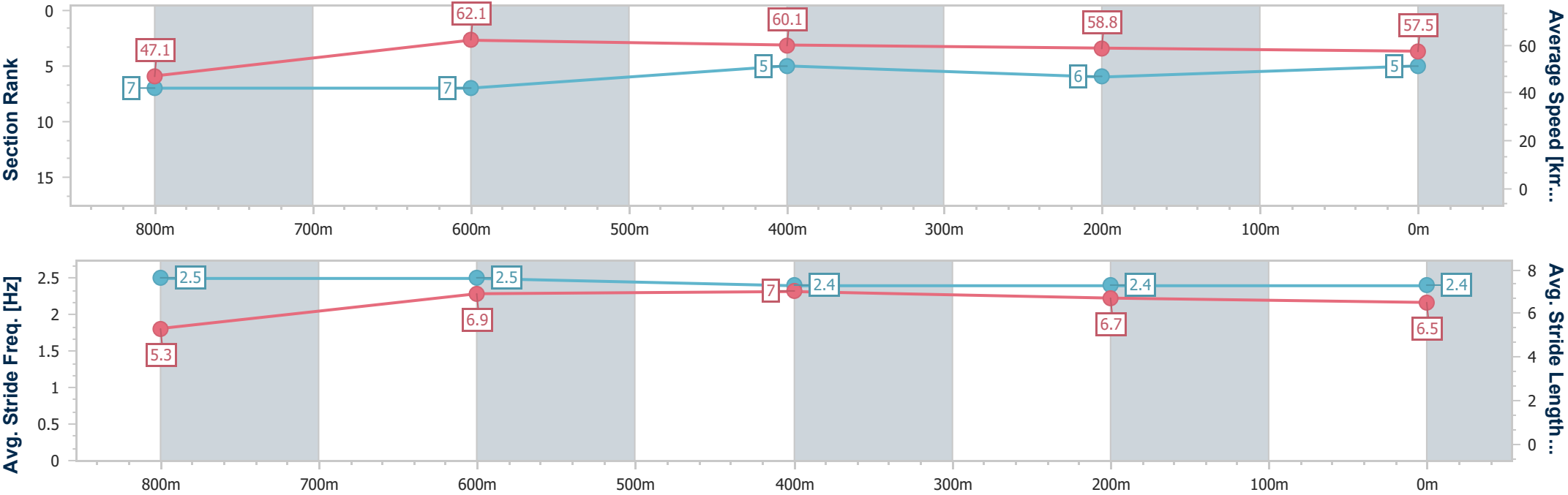
ToowoombaProfessional  
Race 2: OAKLEY PHARMACY Maiden Handicap - 1000m



31 May 2025 - 13:03

Track Rating: Soft 5, Weather: Overcast, Rail Position: +5m Entire

Section	Overall	800m	600m	400m	200m										
Section Times	1:03.67 [5] (0:15.45)	0:48.22 [7] (0:11.66)	0:36.56 [7] (0:11.92)	0:24.64 [5] (0:12.10)	0:12.54 [6] (0:12.54)										
Average Speed [km/h]	47.1	62.1	60.1	58.8	57.5										
Top Speed [km/h]	63.5	63.2	61.5	59.9	58.7										
Avg. Dist. to Rail [m]	7.3	1.2	1.0	1.5	0.4										
Avg. Stride Freq. [Hz]	2.5	2.5	2.4	2.4	2.4										
Avg. Stride Length [m]	5.3	6.9	7.0	6.7	6.5										



- [ ] Ranking at each section and finish
- .-.- No data available at this section
- NA No data available



Horse/Jockey Name	Kobe Ascot
Final Rank	6
Fastest Section Time (Section)	0:11.63 (800m)
Top Speed [km/h] (Section)	63.3 (800m)
Race State	Finished



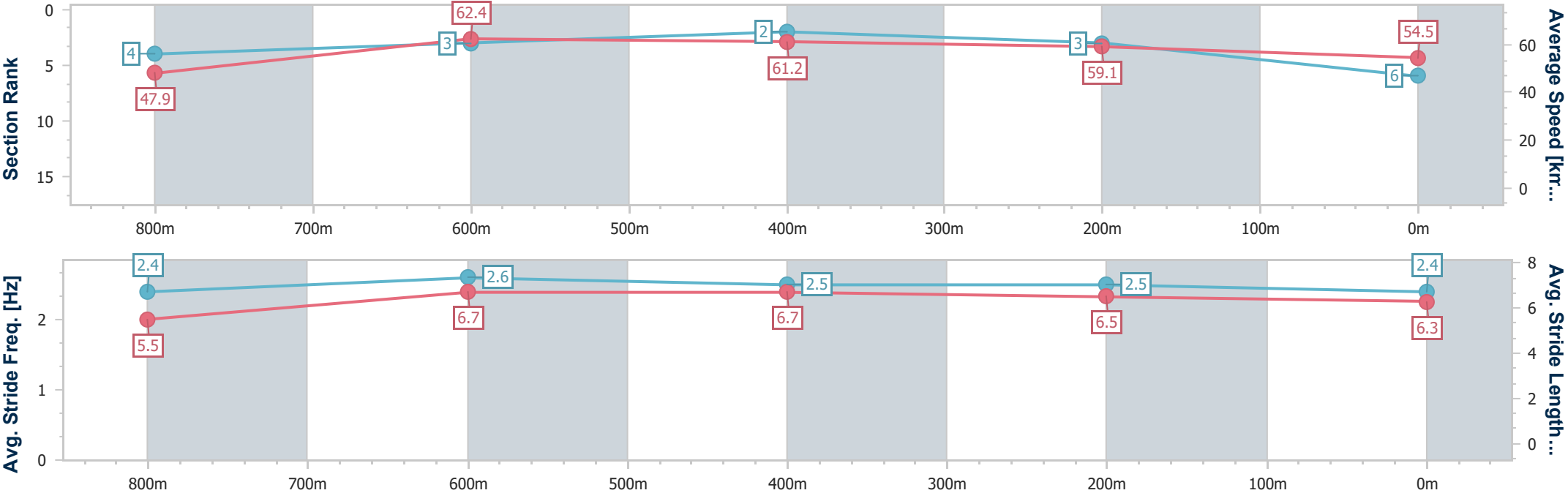
ToowoombaProfessional  
Race 2: OAKLEY PHARMACY Maiden Handicap - 1000m



31 May 2025 - 13:03

Track Rating: Soft 5, Weather: Overcast, Rail Position: +5m Entire

Section	Overall	800m	600m	400m	200m										
Section Times	1:04.13 [6] (0:15.22)	0:48.91 [4] (0:11.63)	0:37.28 [3] (0:11.87)	0:25.41 [2] (0:12.17)	0:13.24 [3] (0:13.24)										
Average Speed [km/h]	47.9	62.4	61.2	59.1	54.5										
Top Speed [km/h]	63.1	63.3	62.6	60.1	57.9										
Avg. Dist. to Rail [m]	5.8	2.7	1.8	0.8	2.2										
Avg. Stride Freq. [Hz]	2.4	2.6	2.5	2.5	2.4										
Avg. Stride Length [m]	5.5	6.7	6.7	6.5	6.3										





Horse/Jockey Name	Midnight Miracle
Final Rank	7
Fastest Section Time (Section)	0:11.67 (800m)
Top Speed [km/h] (Section)	64.2 (800m)
Race State	Finished



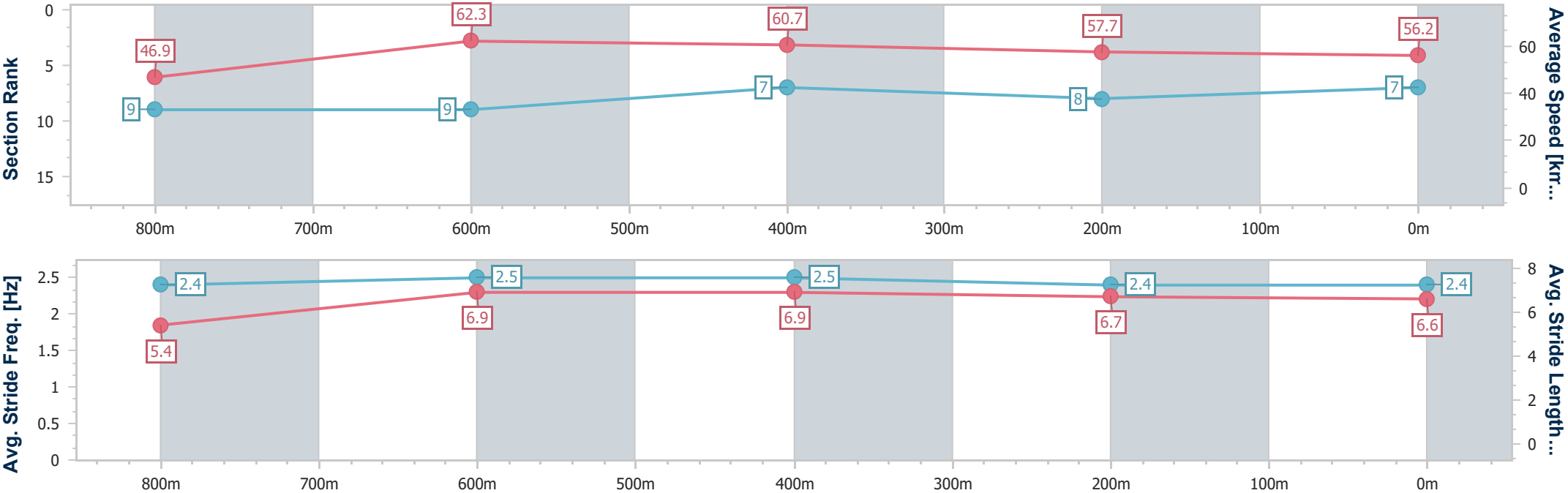
ToowoombaProfessional  
Race 2: OAKY PHARMACY Maiden Handicap - 1000m



31 May 2025 - 13:03

Track Rating: Soft 5, Weather: Overcast, Rail Position: +5m Entire

Section	Overall	800m	600m	400m	200m															
Section Times	1:04.56 [7] (0:15.56)	0:49.00 [9] (0:11.67)	0:37.33 [9] (0:12.00)	0:25.33 [7] (0:12.54)	0:12.79 [8] (0:12.79)															
Average Speed [km/h]	46.9	62.3	60.7	57.7	56.2															
Top Speed [km/h]	63.8	64.2	62.5	59.6	58.4															
Avg. Dist. to Rail [m]	8.0	3.0	1.7	1.1	0.3															
Avg. Stride Freq. [Hz]	2.4	2.5	2.5	2.4	2.4															
Avg. Stride Length [m]	5.4	6.9	6.9	6.7	6.6															







Horse/Jockey Name	Geraldine's Wish
Final Rank	8
Fastest Section Time (Section)	0:11.56 (800m)
Top Speed [km/h] (Section)	65.1 (Overall)
Race State	Finished



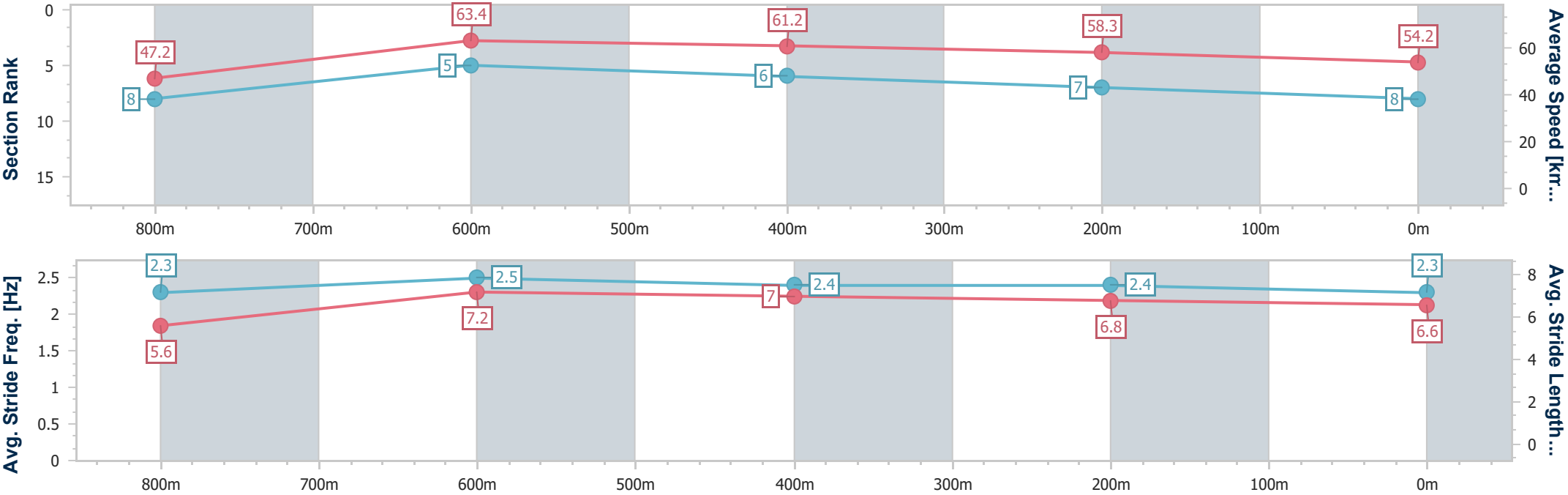
ToowoombaProfessional  
Race 2: OAKLEY PHARMACY Maiden Handicap - 1000m



31 May 2025 - 13:03

Track Rating: Soft 5, Weather: Overcast, Rail Position: +5m Entire

Section	Overall	800m	600m	400m	200m														
Section Times	1:04.86 [8] (0:15.53)	0:49.33 [8] (0:11.56)	0:37.77 [5] (0:12.01)	0:25.76 [6] (0:12.52)	0:13.24 [7] (0:13.24)														
Average Speed [km/h]	47.2	63.4	61.2	58.3	54.2														
Top Speed [km/h]	65.1	64.4	63.7	59.3	57.0														
Avg. Dist. to Rail [m]	8.5	5.4	4.5	3.7	3.9														
Avg. Stride Freq. [Hz]	2.3	2.5	2.4	2.4	2.3														
Avg. Stride Length [m]	5.6	7.2	7.0	6.8	6.6														





Horse/Jockey Name	Troubleatkingsford
Final Rank	9
Fastest Section Time (Section)	0:11.74 (800m)
Top Speed [km/h] (Section)	63.3 (Overall)
Race State	Finished



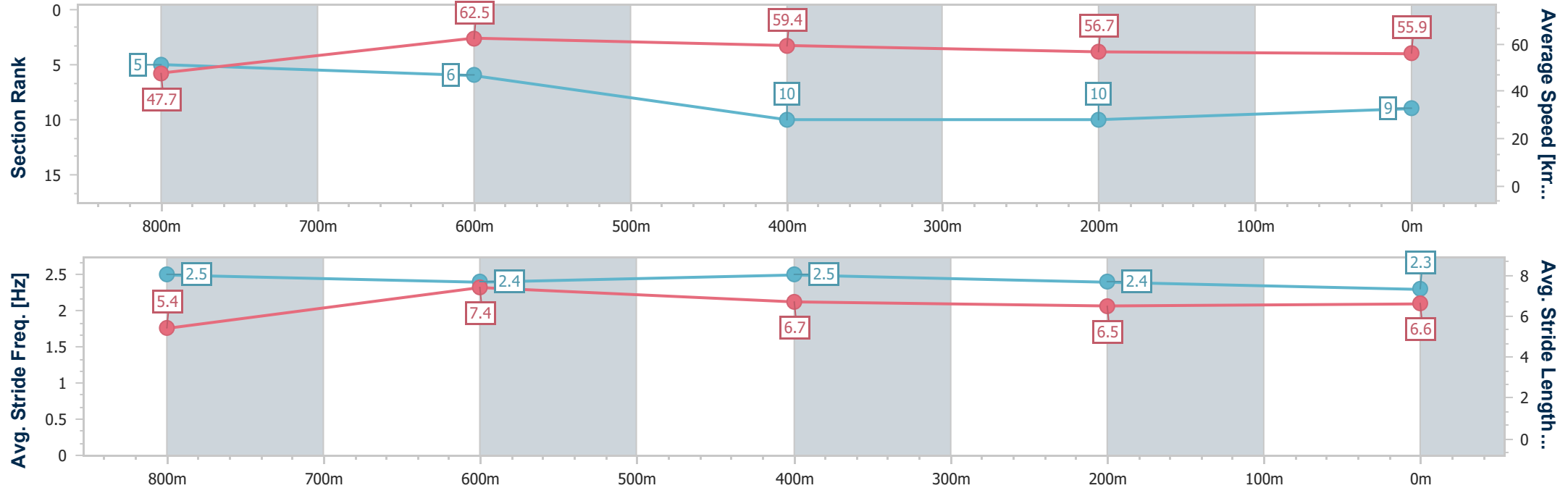
ToowoombaProfessional  
Race 2: OAKY PHARMACY Maiden Handicap - 1000m



31 May 2025 - 13:03

Track Rating: Soft 5, Weather: Overcast, Rail Position: +5m Entire

Section	Overall	800m	600m	400m	200m										
Section Times	1:04.98 [9] (0:15.37)	0:49.61 [5] (0:11.74)	0:37.87 [6] (0:12.23)	0:25.64 [10] (0:12.76)	0:12.88 [10] (0:12.88)										
Average Speed [km/h]	47.7	62.5	59.4	56.7	55.9										
Top Speed [km/h]	63.3	63.0	60.8	57.3	56.9										
Avg. Dist. to Rail [m]	10.0	5.1	2.7	0.8	1.2										
Avg. Stride Freq. [Hz]	2.5	2.4	2.5	2.4	2.3										
Avg. Stride Length [m]	5.4	7.4	6.7	6.5	6.6										



- [ ] Ranking at each section and finish
- .-.- No data available at this section
- NA No data available



Horse/Jockey Name	Southampton Nicco
Final Rank	10
Fastest Section Time (Section)	0:11.80 (800m)
Top Speed [km/h] (Section)	64.6 (Overall)
Race State	Finished

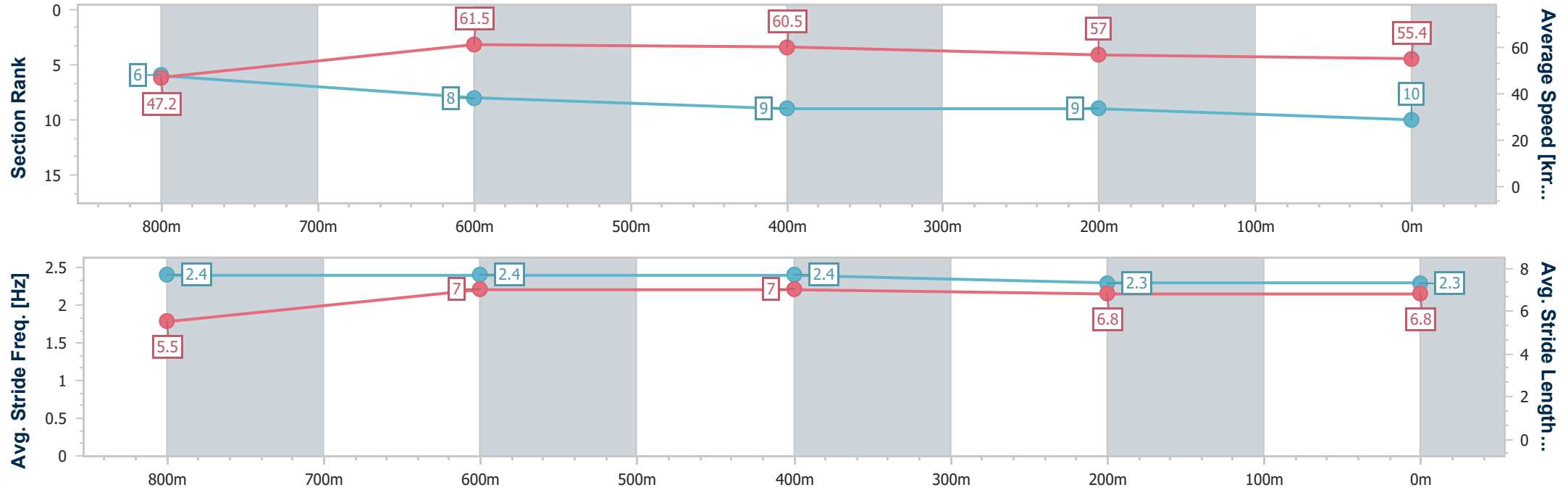


ToowoombaProfessional  
Race 2: OAKY PHARMACY Maiden Handicap - 1000m



31 May 2025 - 13:03  
Track Rating: Soft 5, Weather: Overcast, Rail Position: +5m Entire

Section	Overall	800m	600m	400m	200m										
Section Times	1:04.99 [10] (0:15.38)	0:49.61 [6] (0:11.80)	0:37.81 [8] (0:12.11)	0:25.70 [9] (0:12.71)	0:12.99 [9] (0:12.99)										
Average Speed [km/h]	47.2	61.5	60.5	57.0	55.4										
Top Speed [km/h]	64.6	62.5	62.4	58.7	56.3										
Avg. Dist. to Rail [m]	5.1	2.6	3.1	2.7	1.6										
Avg. Stride Freq. [Hz]	2.4	2.4	2.4	2.3	2.3										
Avg. Stride Length [m]	5.5	7.0	7.0	6.8	6.8										



- [ ] Ranking at each section and finish
- .-.- No data available at this section
- NA No data available



# Toowoomba Professional

## Race 3: HIGGINS COATINGS TOOWOOMBA BENCHMARK 62 Handicap - 1000m

31 May 2025 - 13:37



Track Rating: Soft 5, Weather: Overcast, Rail Position: +5m Entire

Section						Overall	800m	600m	400m	200m			Last 600m	
Field Times						1:02.35 (0:15.04)	0:47.31 (0:11.12)	0:36.19 (0:11.77)	0:24.42 (0:12.06)	0:12.36 (0:12.36)			0:36.19	
Rank	TAB	Horse/Jockey	Barrier	Top Speed [km/h]	Fastest Section								Margin	Distance Travelled [m]
1	4	INATICK	1	67.3	0:11.03	1:02.35 [1]	0:47.14 [3]	0:36.11 [2]	0:24.40 [2]	0:12.36 [1]	1:02.35		0:36.11	
		Les Tilley		Overall	800m	(0:15.21)	(0:11.03)	(0:11.71)	(0:12.04)	(0:12.36)				
2	3	ROSE NOIR	4	65.8	0:11.12	1:02.41 [2]	0:47.37 [1]	0:36.25 [1]	0:24.48 [1]	0:12.33 [2]	0.3L		0:36.25	+6
		Chelsea Baker		800m	800m	(0:15.04)	(0:11.12)	(0:11.77)	(0:12.15)	(0:12.33)				
3	9	MOOD KILLER	3	65.1	0:11.07	1:02.46 [3]	0:47.19 [4]	0:36.12 [3]	0:24.30 [3]	0:12.20 [3]	0.5L		0:36.12	+2
		Nozi Tomizawa		800m	800m	(0:15.27)	(0:11.07)	(0:11.82)	(0:12.10)	(0:12.20)				
4	8	ROWDASH	2	64.4	0:11.29	1:02.67 [4]	0:47.14 [6]	0:35.85 [8]	0:24.17 [8]	0:12.13 [6]	1.5L		0:35.85	-1
		Stacey Callow		800m	800m	(0:15.53)	(0:11.29)	(0:11.68)	(0:12.04)	(0:12.13)				
5	10	WANTSOMEMOREOFIT	7	66.3	0:11.14	1:02.71 [5]	0:47.30 [5]	0:36.16 [5]	0:24.24 [7]	0:12.39 [4]	1.7L		0:36.16	+13
		Kenji Yoshida		800m	800m	(0:15.41)	(0:11.14)	(0:11.92)	(0:11.85)	(0:12.39)				
6	1	HEROIC CHIEF	6	65.7	0:11.09	1:03.04 [6]	0:47.40 [7]	0:36.31 [7]	0:24.59 [6]	0:12.39 [7]	3.5L		0:36.31	+6
		Liv O'Donnell		800m	800m	(0:15.64)	(0:11.09)	(0:11.72)	(0:12.20)	(0:12.39)				
7	2	DRANG A TANG	5	66.9	0:10.93	1:03.32 [7]	0:47.59 [8]	0:36.66 [6]	0:25.06 [4]	0:12.80 [5]	5L		0:36.66	+0
		Kelsey Lenton		800m	800m	(0:15.73)	(0:10.93)	(0:11.60)	(0:12.26)	(0:12.80)				
8	7	MISS DE BLAAS	8	65.8	0:11.27	1:04.48 [8]	0:49.35 [2]	0:38.08 [4]	0:26.06 [5]	0:13.49 [8]	11.8L		0:38.08	+11
		Leah Martyn		800m	800m	(0:15.13)	(0:11.27)	(0:12.02)	(0:12.57)	(0:13.49)				

Scratched: Buckaltius (#6), Russian Diva (#5)



Horse/Jockey Name	Inatick
Final Rank	1
Fastest Section Time (Section)	0:11.03 (800m)
Top Speed [km/h] (Section)	67.3 (Overall)
Race State	Finished

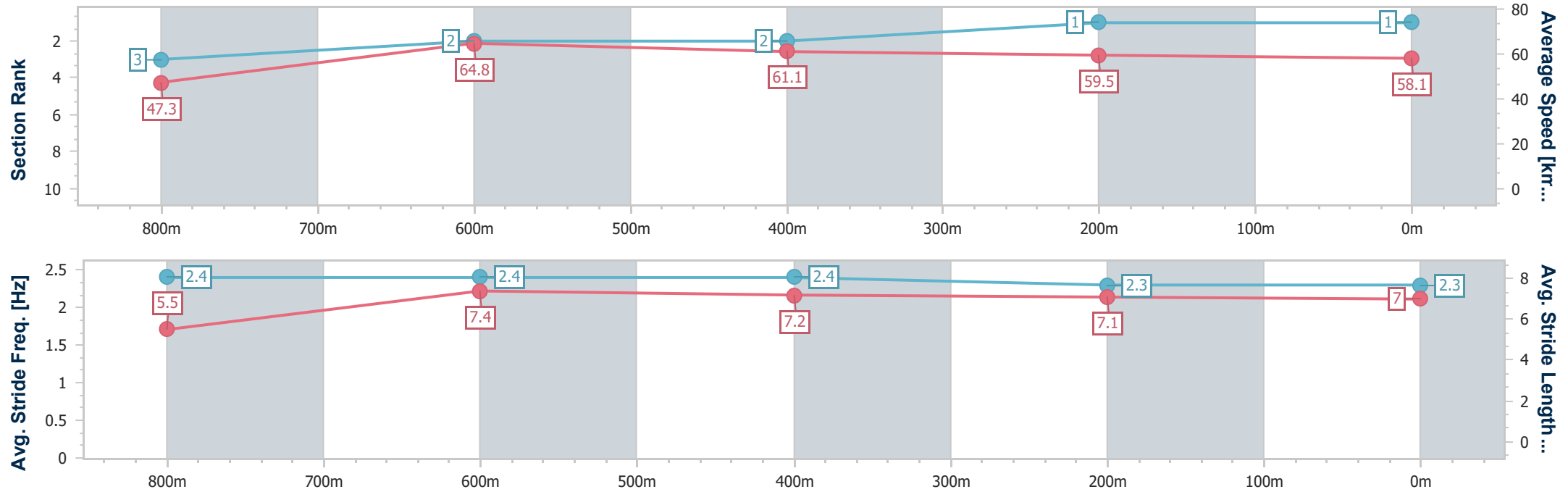


ToowoombaProfessional  
Race 3: HIGGINS COATINGS TOOWOOMBA BENCHMARK 62  
Handicap - 1000m  
31 May 2025 - 13:37



Track Rating: Soft 5, Weather: Overcast, Rail Position: +5m Entire

Section	Overall	800m	600m	400m	200m										
Section Times	1:02.35 [1] (0:15.21)	0:47.14 [3] (0:11.03)	0:36.11 [2] (0:11.71)	0:24.40 [2] (0:12.04)	0:12.36 [1] (0:12.36)										
Average Speed [km/h]	47.3	64.8	61.1	59.5	58.1										
Top Speed [km/h]	67.3	66.3	62.9	60.7	59.4										
Avg. Dist. to Rail [m]	4.3	1.6	1.4	1.1	0.8										
Avg. Stride Freq. [Hz]	2.4	2.4	2.4	2.3	2.3										
Avg. Stride Length [m]	5.5	7.4	7.2	7.1	7.0										





Horse/Jockey Name	Rose Noir
Final Rank	2
Fastest Section Time (Section)	0:11.12 (800m)
Top Speed [km/h] (Section)	65.8 (800m)
Race State	Finished

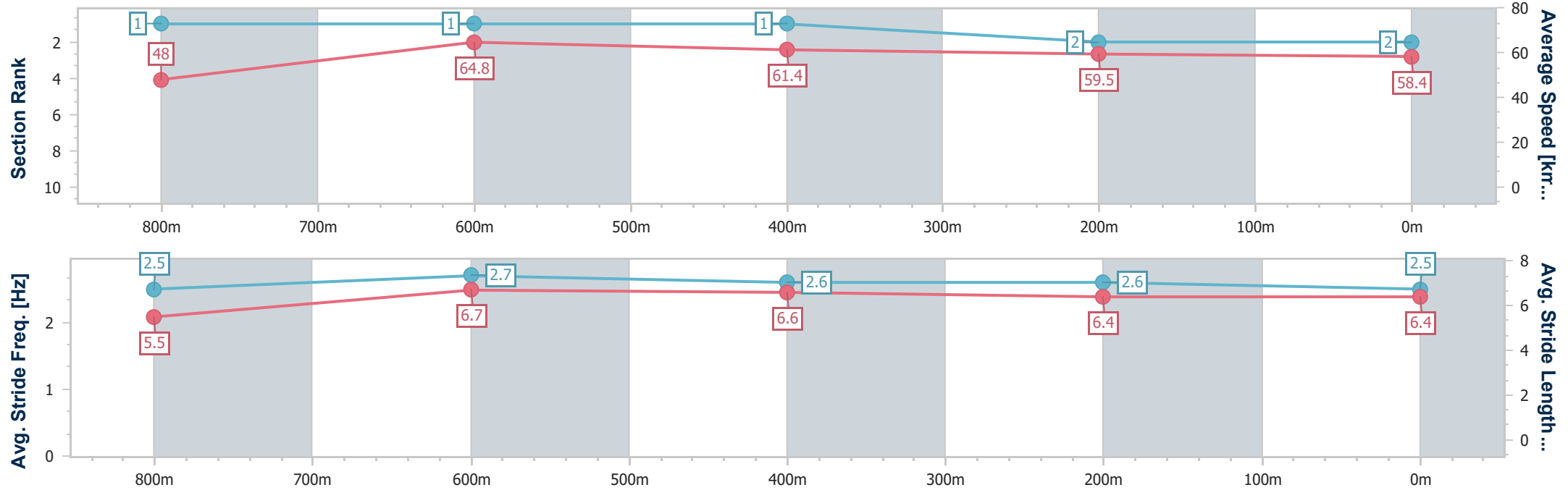


ToowoombaProfessional  
Race 3: HIGGINS COATINGS TOOWOOMBA BENCHMARK 62  
Handicap - 1000m  
31 May 2025 - 13:37



Track Rating: Soft 5, Weather: Overcast, Rail Position: +5m Entire

Section	Overall	800m	600m	400m	200m										
Section Times	1:02.41 [2] (0:15.04)	0:47.37 [1] (0:11.12)	0:36.25 [1] (0:11.77)	0:24.48 [1] (0:12.15)	0:12.33 [2] (0:12.33)										
Average Speed [km/h]	48.0	64.8	61.4	59.5	58.4										
Top Speed [km/h]	65.7	65.8	63.5	60.2	60.0										
Avg. Dist. to Rail [m]	4.1	0.6	0.9	1.4	1.8										
Avg. Stride Freq. [Hz]	2.5	2.7	2.6	2.6	2.5										
Avg. Stride Length [m]	5.5	6.7	6.6	6.4	6.4										





Horse/Jockey Name	Mood Killer
Final Rank	3
Fastest Section Time (Section)	0:11.07 (800m)
Top Speed [km/h] (Section)	65.1 (800m)
Race State	Finished

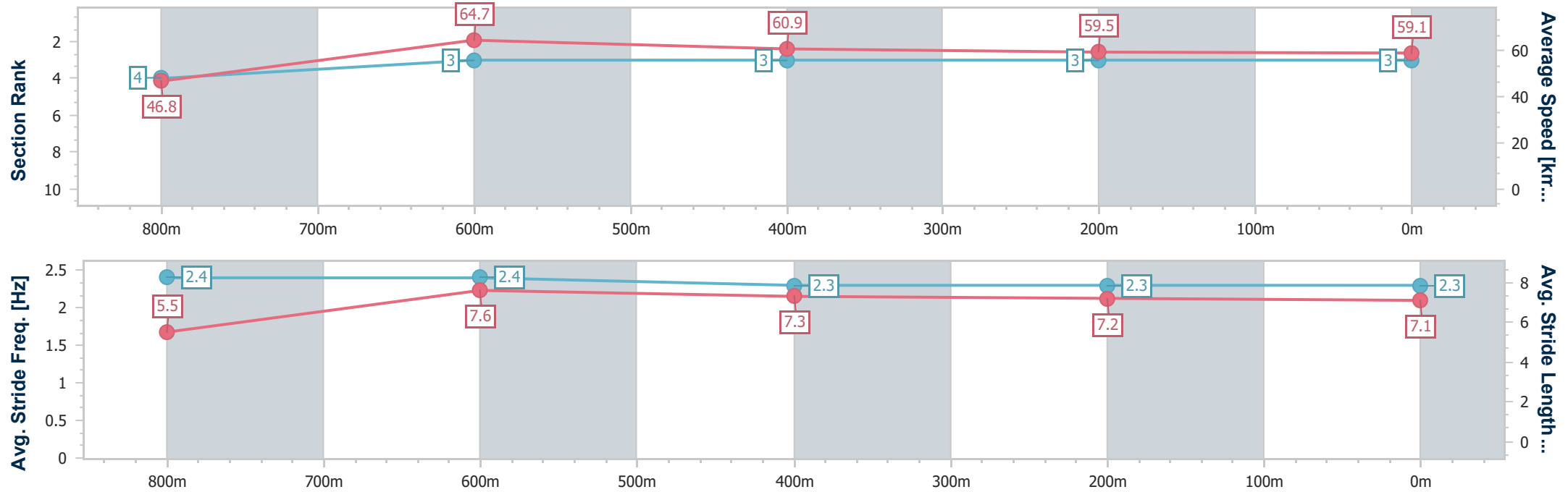


ToowoombaProfessional  
Race 3: HIGGINS COATINGS TOOWOOMBA BENCHMARK 62  
Handicap - 1000m  
31 May 2025 - 13:37



Track Rating: Soft 5, Weather: Overcast, Rail Position: +5m Entire

Section	Overall	800m	600m	400m	200m										
Section Times	1:02.46 [3] (0:15.27)	0:47.19 [4] (0:11.07)	0:36.12 [3] (0:11.82)	0:24.30 [3] (0:12.10)	0:12.20 [3] (0:12.20)										
Average Speed [km/h]	46.8	64.7	60.9	59.5	59.1										
Top Speed [km/h]	64.8	65.1	64.5	60.4	60.7										
Avg. Dist. to Rail [m]	4.5	1.1	0.2	0.3	2.0										
Avg. Stride Freq. [Hz]	2.4	2.4	2.3	2.3	2.3										
Avg. Stride Length [m]	5.5	7.6	7.3	7.2	7.1										







Horse/Jockey Name	Rowdash
Final Rank	4
Fastest Section Time (Section)	0:11.29 (800m)
Top Speed [km/h] (Section)	64.4 (800m)
Race State	Finished

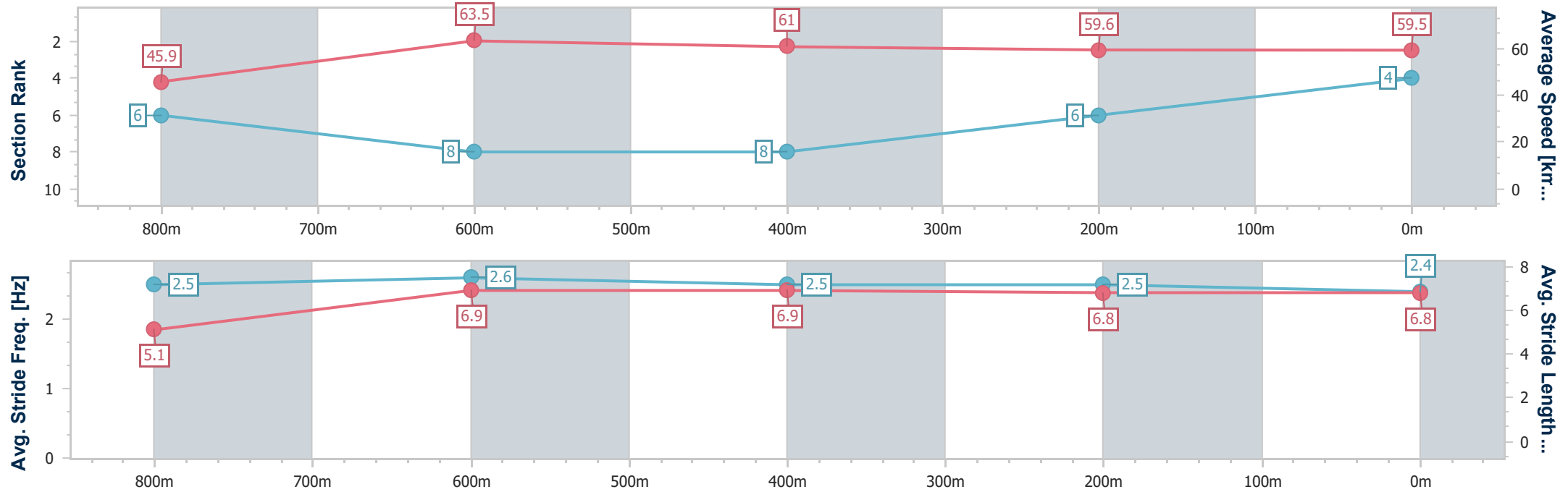


ToowoombaProfessional  
Race 3: HIGGINS COATINGS TOOWOOMBA BENCHMARK 62  
Handicap - 1000m  
31 May 2025 - 13:37



Track Rating: Soft 5, Weather: Overcast, Rail Position: +5m Entire

Section	Overall	800m	600m	400m	200m									
Section Times	1:02.67 [4] (0:15.53)	0:47.14 [6] (0:11.29)	0:35.85 [8] (0:11.68)	0:24.17 [8] (0:12.04)	0:12.13 [6] (0:12.13)									
Average Speed [km/h]	45.9	63.5	61.0	59.6	59.5									
Top Speed [km/h]	63.5	64.4	63.4	61.5	60.9									
Avg. Dist. to Rail [m]	6.4	1.2	1.3	1.6	3.6									
Avg. Stride Freq. [Hz]	2.5	2.6	2.5	2.5	2.4									
Avg. Stride Length [m]	5.1	6.9	6.9	6.8	6.8									





Horse/Jockey Name	Wantsomemoreofit
Final Rank	5
Fastest Section Time (Section)	0:11.14 (800m)
Top Speed [km/h] (Section)	66.3 (800m)
Race State	Finished

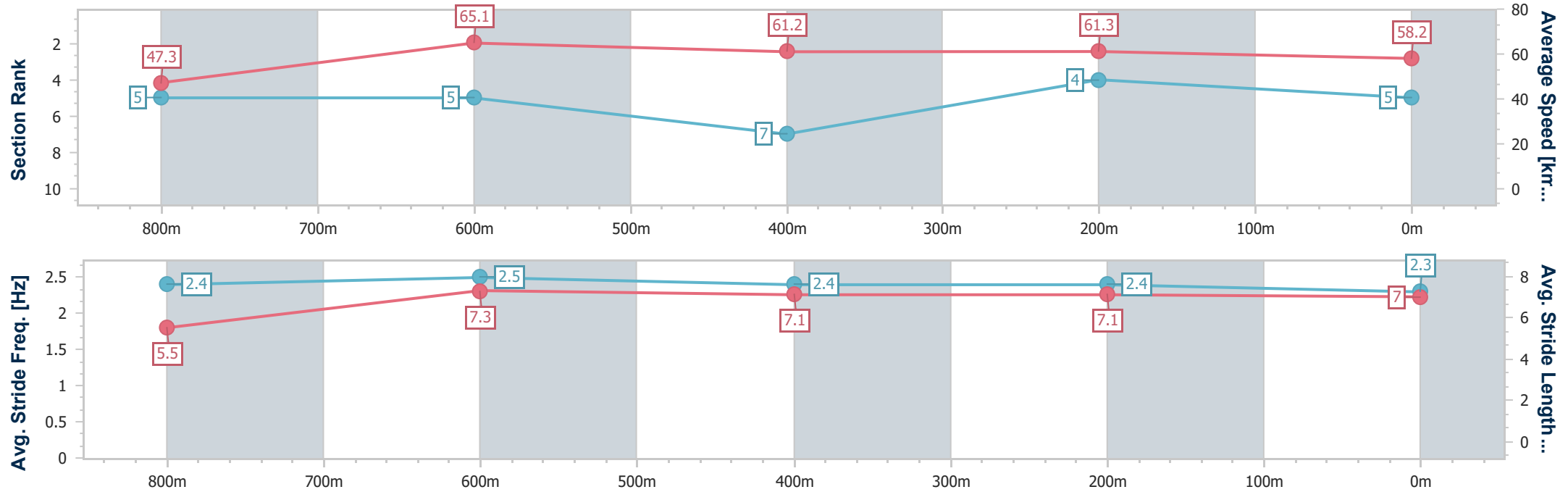


ToowoombaProfessional  
Race 3: HIGGINS COATINGS TOOWOOMBA BENCHMARK 62  
Handicap - 1000m  
31 May 2025 - 13:37



Track Rating: Soft 5, Weather: Overcast, Rail Position: +5m Entire

Section	Overall	800m	600m	400m	200m										
Section Times	1:02.71 [5] (0:15.41)	0:47.30 [5] (0:11.14)	0:36.16 [5] (0:11.92)	0:24.24 [7] (0:11.85)	0:12.39 [4] (0:12.39)										
Average Speed [km/h]	47.3	65.1	61.2	61.3	58.2										
Top Speed [km/h]	65.3	66.3	64.2	61.7	60.5										
Avg. Dist. to Rail [m]	8.8	2.8	2.6	2.8	3.1										
Avg. Stride Freq. [Hz]	2.4	2.5	2.4	2.4	2.3										
Avg. Stride Length [m]	5.5	7.3	7.1	7.1	7.0										





Horse/Jockey Name	Heroic Chief
Final Rank	6
Fastest Section Time (Section)	0:11.09 (800m)
Top Speed [km/h] (Section)	65.7 (800m)
Race State	Finished

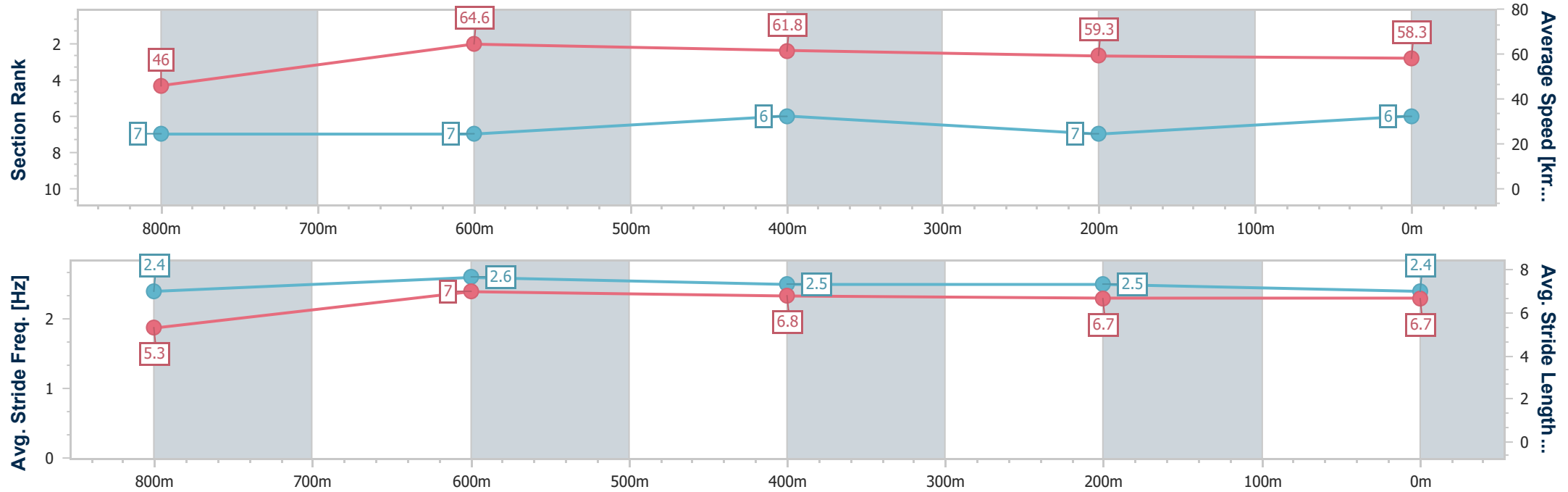


ToowoombaProfessional  
Race 3: HIGGINS COATINGS TOOWOOMBA BENCHMARK 62  
Handicap - 1000m  
31 May 2025 - 13:37



Track Rating: Soft 5, Weather: Overcast, Rail Position: +5m Entire

Section	Overall	800m	600m	400m	200m										
Section Times	1:03.04 [6] (0:15.64)	0:47.40 [7] (0:11.09)	0:36.31 [7] (0:11.72)	0:24.59 [6] (0:12.20)	0:12.39 [7] (0:12.39)										
Average Speed [km/h]	46.0	64.6	61.8	59.3	58.3										
Top Speed [km/h]	63.8	65.7	64.7	60.1	60.3										
Avg. Dist. to Rail [m]	5.1	0.9	1.5	0.9	1.3										
Avg. Stride Freq. [Hz]	2.4	2.6	2.5	2.5	2.4										
Avg. Stride Length [m]	5.3	7.0	6.8	6.7	6.7										





Horse/Jockey Name	Drang A Tang
Final Rank	7
Fastest Section Time (Section)	0:10.93 (800m)
Top Speed [km/h] (Section)	66.9 (800m)
Race State	Finished

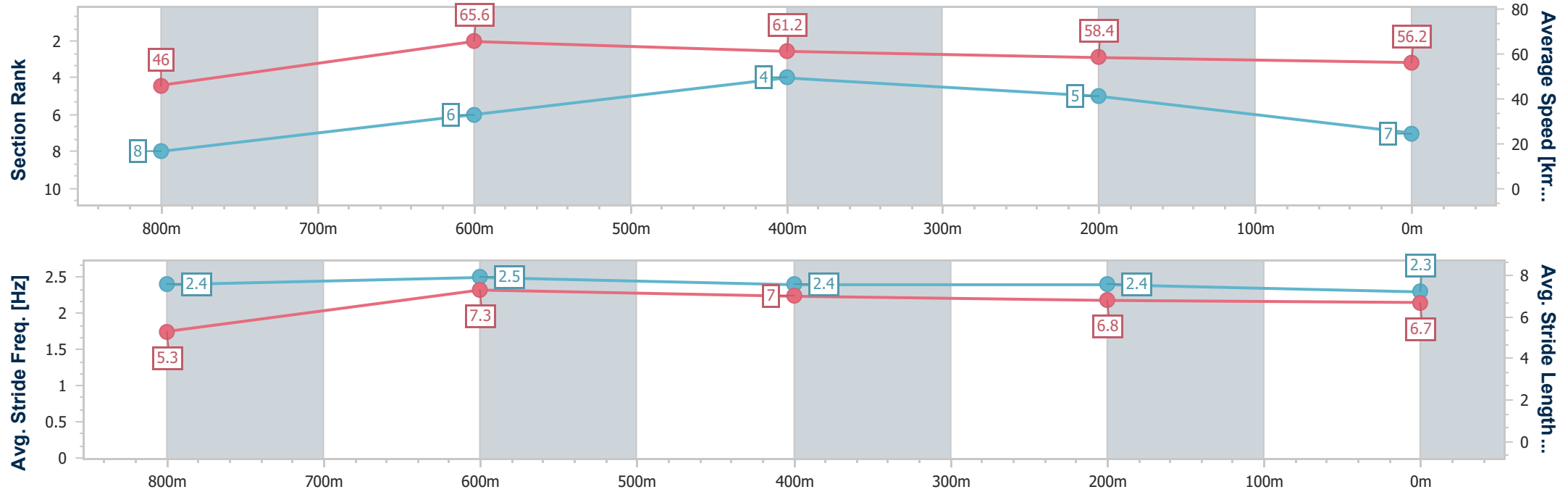


ToowoombaProfessional  
Race 3: HIGGINS COATINGS TOOWOOMBA BENCHMARK 62  
Handicap - 1000m  
31 May 2025 - 13:37



Track Rating: Soft 5, Weather: Overcast, Rail Position: +5m Entire

Section	Overall	800m	600m	400m	200m										
Section Times	1:03.32 [7] (0:15.73)	0:47.59 [8] (0:10.93)	0:36.66 [6] (0:11.60)	0:25.06 [4] (0:12.26)	0:12.80 [5] (0:12.80)										
Average Speed [km/h]	46.0	65.6	61.2	58.4	56.2										
Top Speed [km/h]	65.8	66.9	63.2	59.6	59.5										
Avg. Dist. to Rail [m]	7.0	0.8	2.1	2.1	1.0										
Avg. Stride Freq. [Hz]	2.4	2.5	2.4	2.4	2.3										
Avg. Stride Length [m]	5.3	7.3	7.0	6.8	6.7										





Horse/Jockey Name	Miss De Blaas
Final Rank	8
Fastest Section Time (Section)	0:11.27 (800m)
Top Speed [km/h] (Section)	65.8 (800m)
Race State	Finished

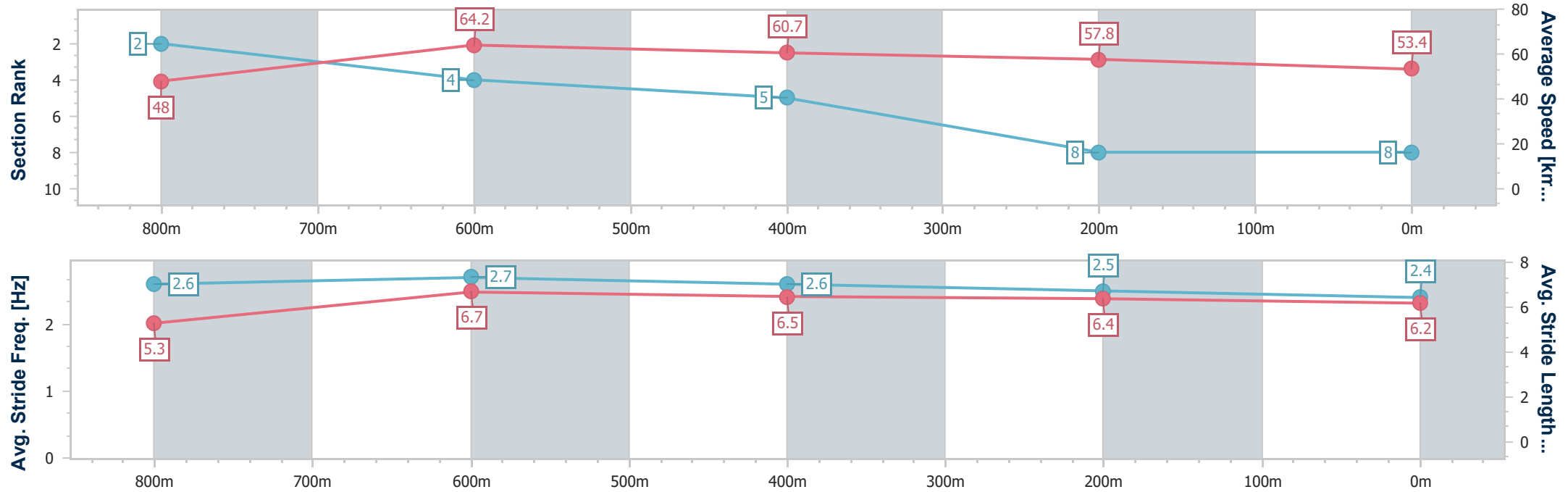


ToowoombaProfessional  
Race 3: HIGGINS COATINGS TOOWOOMBA BENCHMARK 62  
Handicap - 1000m  
31 May 2025 - 13:37



Track Rating: Soft 5, Weather: Overcast, Rail Position: +5m Entire

Section	Overall	800m	600m	400m	200m										
Section Times	1:04.48 [8] (0:15.13)	0:49.35 [2] (0:11.27)	0:38.08 [4] (0:12.02)	0:26.06 [5] (0:12.57)	0:13.49 [8] (0:13.49)										
Average Speed [km/h]	48.0	64.2	60.7	57.8	53.4										
Top Speed [km/h]	65.1	65.8	62.9	59.5	57.3										
Avg. Dist. to Rail [m]	6.9	2.4	2.7	3.2	1.3										
Avg. Stride Freq. [Hz]	2.6	2.7	2.6	2.5	2.4										
Avg. Stride Length [m]	5.3	6.7	6.5	6.4	6.2										





# Toowoomba Professional

## Race 4: NEWLANDS GROUP BENCHMARK 70 Handicap - 1200m

31 May 2025 - 14:12



Track Rating: Soft 5, Weather: Overcast, Rail Position: +5m Entire

Section						Overall	1000m	800m	600m	400m	200m	Last 600m		
Field Times						1:15.05 (0:14.11)	1:00.94 (0:11.32)	0:49.62 (0:11.54)	0:38.08 (0:12.23)	0:25.85 (0:12.63)	0:13.22 (0:13.22)	0:38.08		
Rank	TAB	Horse/Jockey	Barrier	Top Speed [km/h]	Fastest Section							Margin	Distance Travelled [m]	
1	8	KINROSS LANE	3	68.0	0:11.07	1:15.05 [1]	1:00.45 [4]	0:49.38 [3]	0:37.64 [5]	0:25.50 [4]	0:12.85 [3]	1:15.05	0:37.64	
		Kelsey Lenton		Overall	1000m	(0:14.60)	(0:11.07)	(0:11.74)	(0:12.14)	(0:12.65)	(0:12.85)			
2	6	CHINCHILLA AHEAD	8	66.6	0:11.13	1:15.14 [2]	1:00.15 [8]	0:49.02 [8]	0:37.26 [8]	0:25.07 [8]	0:12.67 [8]	0.5L	0:37.26	+2
		Shania Willis		Overall	1000m	(0:14.99)	(0:11.13)	(0:11.76)	(0:12.19)	(0:12.40)	(0:12.67)			
3	3	FIGHTING IDOL	1	66.4	0:11.26	1:15.24 [3]	1:00.51 [7]	0:49.25 [6]	0:37.60 [6]	0:25.35 [6]	0:12.92 [4]	1L	0:37.60	-2
		Dale Smith		Overall	1000m	(0:14.73)	(0:11.26)	(0:11.65)	(0:12.25)	(0:12.43)	(0:12.92)			
4	2	GALWAY HUSSLER	2	69.6	0:11.01	1:15.27 [4]	1:00.85 [2]	0:49.84 [1]	0:38.30 [1]	0:26.07 [1]	0:13.44 [1]	1.2L	0:38.30	+0
		Leah Martyn		Overall	1000m	(0:14.42)	(0:11.01)	(0:11.54)	(0:12.23)	(0:12.63)	(0:13.44)			
5	1	BAUHINIA ROCK	6	67.7	0:11.41	1:15.51 [5]	1:01.40 [1]	0:49.99 [2]	0:38.28 [3]	0:26.10 [3]	0:13.47 [2]	2.5L	0:38.28	+3
		Corey Bayliss		Overall	1000m	(0:14.11)	(0:11.41)	(0:11.71)	(0:12.18)	(0:12.63)	(0:13.47)			
6	4	START STRUTTING	4	66.3	0:11.47	1:15.72 [6]	1:01.15 [3]	0:49.68 [7]	0:37.96 [7]	0:25.75 [7]	0:13.28 [7]	3.5L	0:37.96	+4
		Kenji Yoshida		Overall	1000m	(0:14.57)	(0:11.47)	(0:11.72)	(0:12.21)	(0:12.47)	(0:13.28)			
7	5	THAT'S AN EXTRA	5	68.4	0:11.20	1:15.95 [7]	1:01.33 [5]	0:50.13 [5]	0:38.60 [4]	0:26.32 [5]	0:13.62 [5]	4.8L	0:38.60	+4
		Les Tilley		1000m	1000m	(0:14.62)	(0:11.20)	(0:11.53)	(0:12.28)	(0:12.70)	(0:13.62)			
8	7	DATA LEAK	7	68.6	0:11.10	1:16.25 [8]	1:01.61 [6]	0:50.51 [4]	0:39.02 [2]	0:26.88 [2]	0:13.91 [6]	6.3L	0:39.02	+4
		Stacey Callow		1000m	1000m	(0:14.64)	(0:11.10)	(0:11.49)	(0:12.14)	(0:12.97)	(0:13.91)			

Scratched: Uluwatu (#9)



Horse/Jockey Name	Kinross Lane
Final Rank	1
Fastest Section Time (Section)	0:11.07 (1000m)
Top Speed [km/h] (Section)	68.0 (Overall)
Race State	Finished



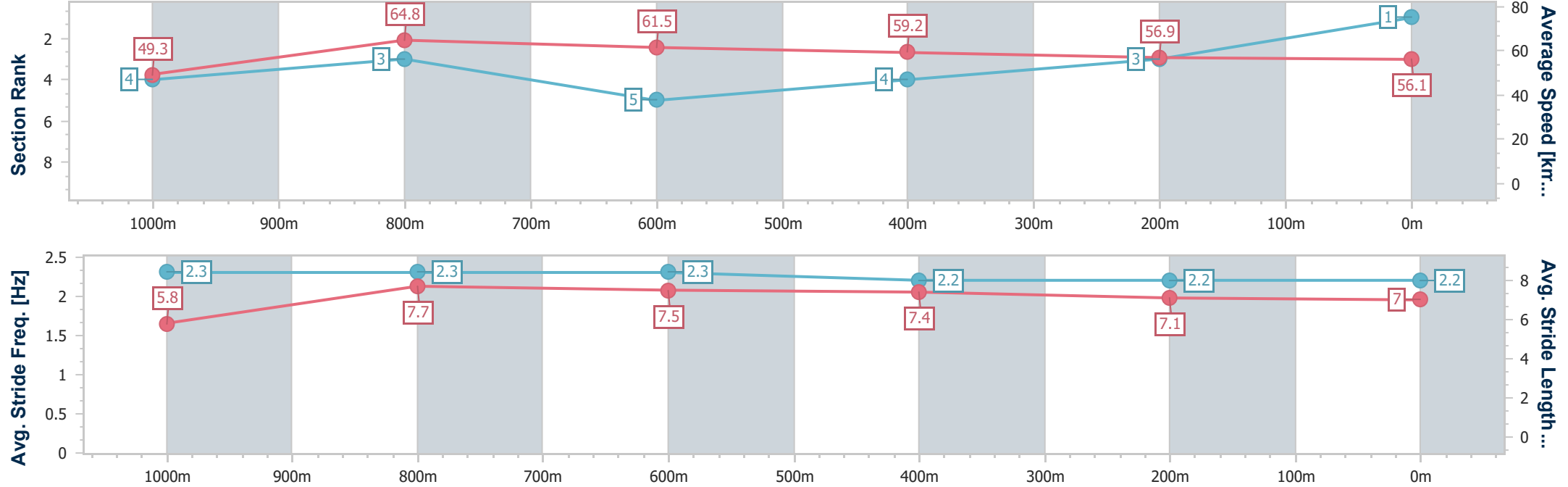
ToowoombaProfessional  
Race 4: NEWLANDS GROUP BENCHMARK 70 Handicap -  
1200m



31 May 2025 - 14:12

Track Rating: Soft 5, Weather: Overcast, Rail Position: +5m Entire

Section	Overall	1000m	800m	600m	400m	200m							
Section Times	1:15.05 [1] (0:14.60)	1:00.45 [4] (0:11.07)	0:49.38 [3] (0:11.74)	0:37.64 [5] (0:12.14)	0:25.50 [4] (0:12.65)	0:12.85 [3] (0:12.85)							
Average Speed [km/h]	49.3	64.8	61.5	59.2	56.9	56.1							
Top Speed [km/h]	68.0	67.7	62.9	61.4	58.2	57.1							
Avg. Dist. to Rail [m]	3.1	0.5	0.4	0.6	0.4	0.3							
Avg. Stride Freq. [Hz]	2.3	2.3	2.3	2.2	2.2	2.2							
Avg. Stride Length [m]	5.8	7.7	7.5	7.4	7.1	7.0							



[ ] Ranking at each section and finish  
-.-.- No data available at this section  
NA No data available



Horse/Jockey Name	Chinchilla Ahead
Final Rank	2
Fastest Section Time (Section)	0:11.13 (1000m)
Top Speed [km/h] (Section)	66.6 (Overall)
Race State	Finished



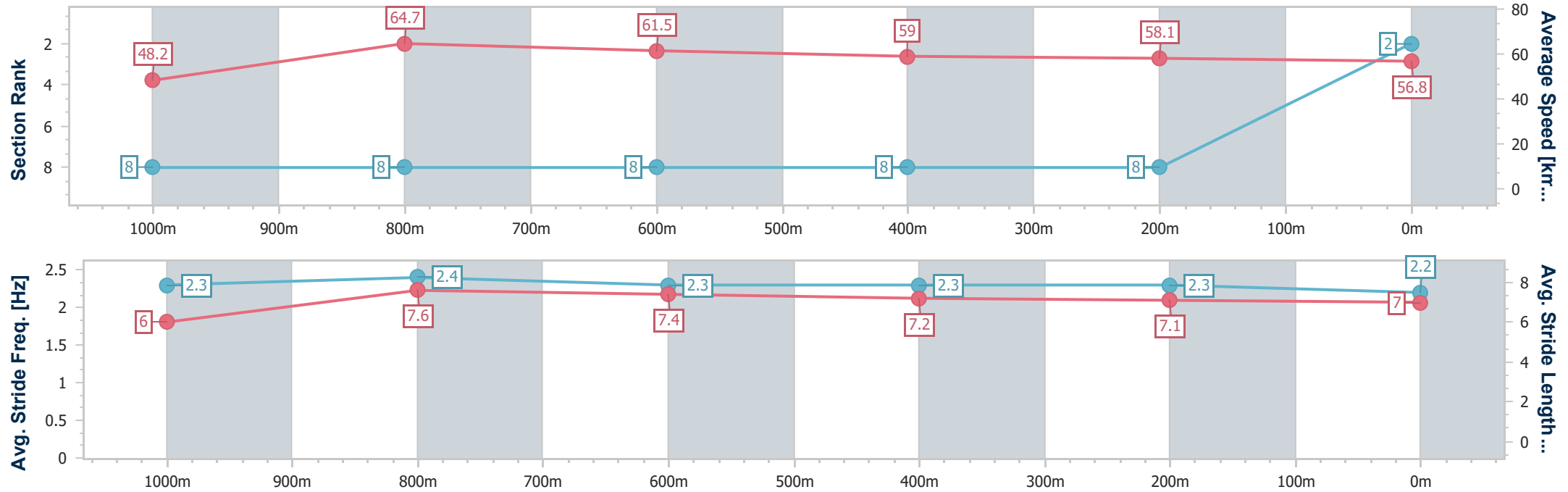
ToowoombaProfessional  
Race 4: NEWLANDS GROUP BENCHMARK 70 Handicap -  
1200m



31 May 2025 - 14:12

Track Rating: Soft 5, Weather: Overcast, Rail Position: +5m Entire

Section	Overall	1000m	800m	600m	400m	200m							
Section Times	1:15.14 [2] (0:14.99)	1:00.15 [8] (0:11.13)	0:49.02 [8] (0:11.76)	0:37.26 [8] (0:12.19)	0:25.07 [8] (0:12.40)	0:12.67 [8] (0:12.67)							
Average Speed [km/h]	48.2	64.7	61.5	59.0	58.1	56.8							
Top Speed [km/h]	66.6	66.2	63.0	61.9	59.9	57.5							
Avg. Dist. to Rail [m]	5.8	0.5	1.4	0.8	0.8	1.5							
Avg. Stride Freq. [Hz]	2.3	2.4	2.3	2.3	2.3	2.2							
Avg. Stride Length [m]	6.0	7.6	7.4	7.2	7.1	7.0							



- [ ] Ranking at each section and finish
- .-.- No data available at this section
- NA No data available





Horse/Jockey Name	Fighting Idol
Final Rank	3
Fastest Section Time (Section)	0:11.26 (1000m)
Top Speed [km/h] (Section)	66.4 (Overall)
Race State	Finished



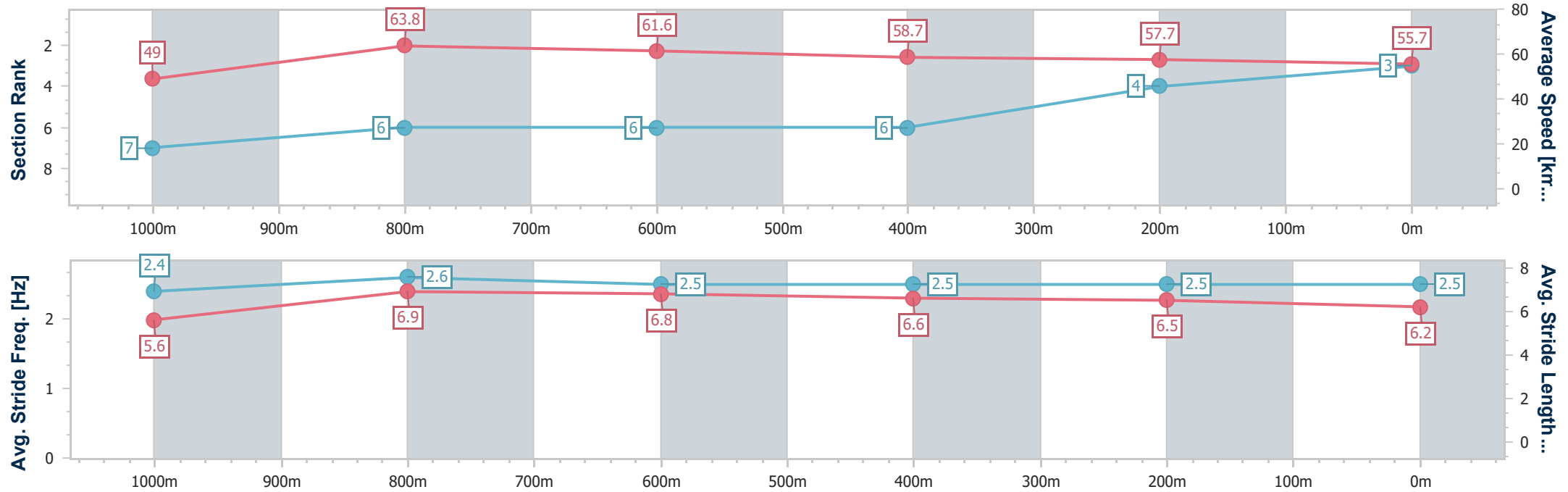
ToowoombaProfessional  
Race 4: NEWLANDS GROUP BENCHMARK 70 Handicap -  
1200m



31 May 2025 - 14:12

Track Rating: Soft 5, Weather: Overcast, Rail Position: +5m Entire

Section	Overall	1000m	800m	600m	400m	200m							
Section Times	1:15.24 [3] (0:14.73)	1:00.51 [7] (0:11.26)	0:49.25 [6] (0:11.65)	0:37.60 [6] (0:12.25)	0:25.35 [6] (0:12.43)	0:12.92 [4] (0:12.92)							
Average Speed [km/h]	49.0	63.8	61.6	58.7	57.7	55.7							
Top Speed [km/h]	66.4	65.3	63.0	61.4	58.8	57.0							
Avg. Dist. to Rail [m]	1.9	0.2	0.9	0.5	1.3	2.1							
Avg. Stride Freq. [Hz]	2.4	2.6	2.5	2.5	2.5	2.5							
Avg. Stride Length [m]	5.6	6.9	6.8	6.6	6.5	6.2							



- [ ] Ranking at each section and finish
- .-.- No data available at this section
- NA No data available



Horse/Jockey Name	Galway Hussler
Final Rank	4
Fastest Section Time (Section)	0:11.01 (1000m)
Top Speed [km/h] (Section)	69.6 (Overall)
Race State	Finished



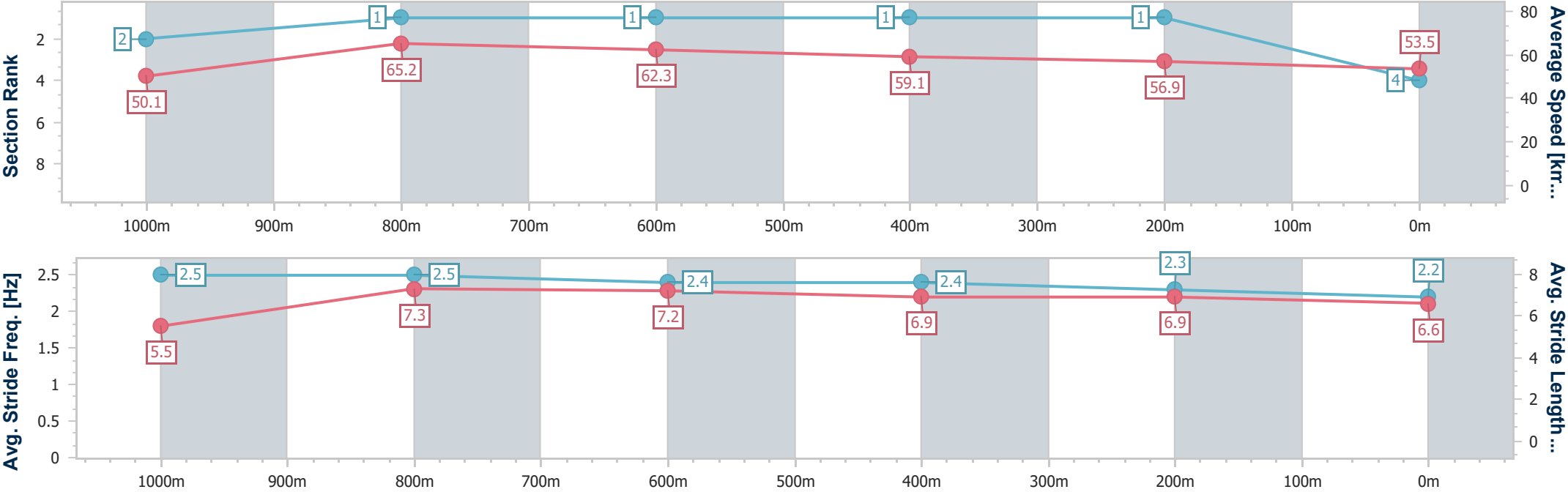
ToowoombaProfessional  
Race 4: NEWLANDS GROUP BENCHMARK 70 Handicap -  
1200m



31 May 2025 - 14:12

Track Rating: Soft 5, Weather: Overcast, Rail Position: +5m Entire

Section	Overall	1000m	800m	600m	400m	200m								
Section Times	1:15.27 [4] (0:14.42)	1:00.85 [2] (0:11.01)	0:49.84 [1] (0:11.54)	0:38.30 [1] (0:12.23)	0:26.07 [1] (0:12.63)	0:13.44 [1] (0:13.44)								
Average Speed [km/h]	50.1	65.2	62.3	59.1	56.9	53.5								
Top Speed [km/h]	69.6	68.3	63.4	61.3	58.3	55.8								
Avg. Dist. to Rail [m]	2.4	0.5	0.3	0.3	0.2	2.2								
Avg. Stride Freq. [Hz]	2.5	2.5	2.4	2.4	2.3	2.2								
Avg. Stride Length [m]	5.5	7.3	7.2	6.9	6.9	6.6								





Horse/Jockey Name	Bauhinia Rock
Final Rank	5
Fastest Section Time (Section)	0:11.41 (1000m)
Top Speed [km/h] (Section)	67.7 (Overall)
Race State	Finished



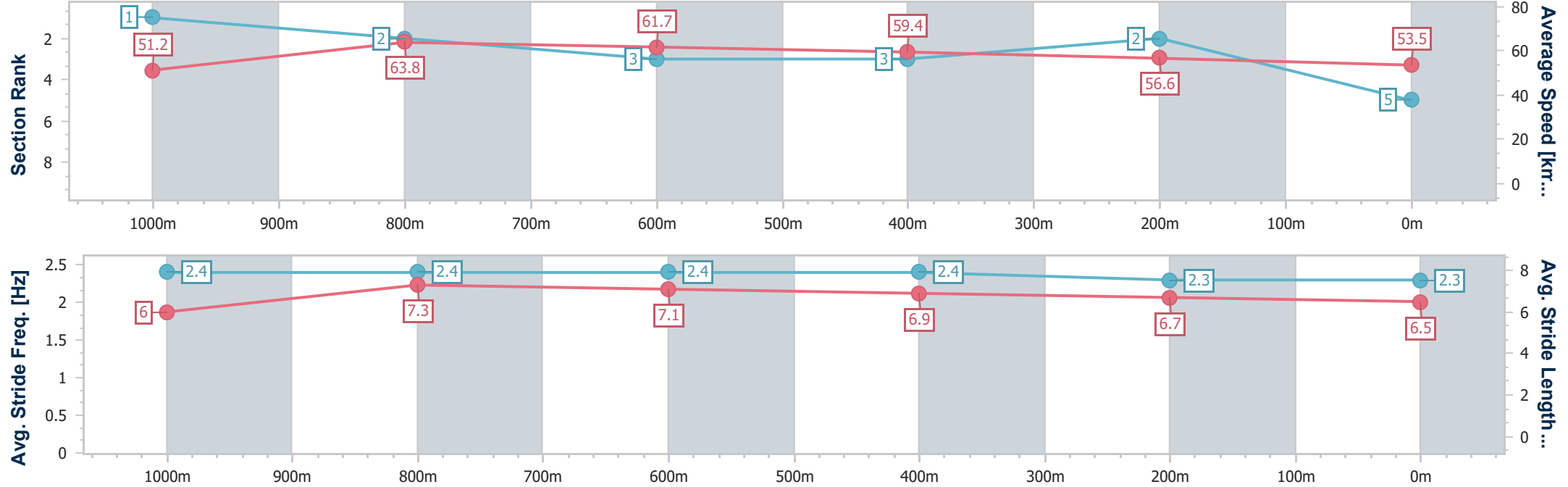
ToowoombaProfessional  
Race 4: NEWLANDS GROUP BENCHMARK 70 Handicap -  
1200m



31 May 2025 - 14:12

Track Rating: Soft 5, Weather: Overcast, Rail Position: +5m Entire

Section	Overall	1000m	800m	600m	400m	200m							
Section Times	1:15.51 [5] (0:14.11)	1:01.40 [1] (0:11.41)	0:49.99 [2] (0:11.71)	0:38.28 [3] (0:12.18)	0:26.10 [3] (0:12.63)	0:13.47 [2] (0:13.47)							
Average Speed [km/h]	51.2	63.8	61.7	59.4	56.6	53.5							
Top Speed [km/h]	67.7	65.4	63.4	62.1	57.8	54.8							
Avg. Dist. to Rail [m]	8.2	3.0	2.0	0.6	0.7	1.0							
Avg. Stride Freq. [Hz]	2.4	2.4	2.4	2.4	2.3	2.3							
Avg. Stride Length [m]	6.0	7.3	7.1	6.9	6.7	6.5							





Horse/Jockey Name	Start Strutting
Final Rank	6
Fastest Section Time (Section)	0:11.47 (1000m)
Top Speed [km/h] (Section)	66.3 (Overall)
Race State	Finished



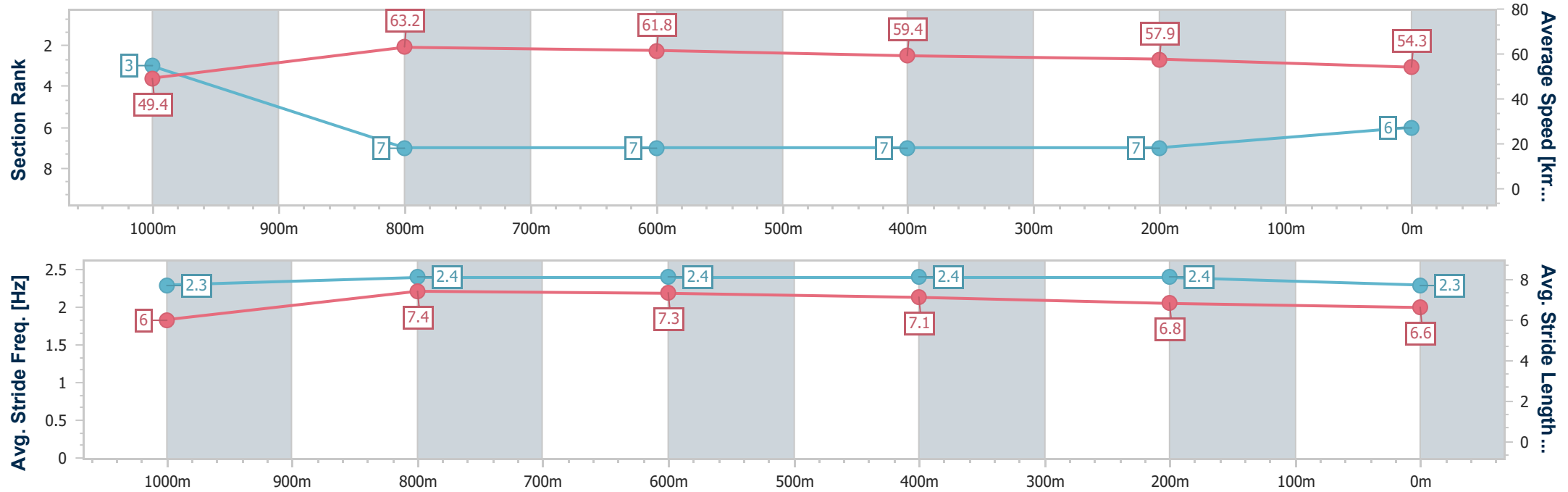
ToowoombaProfessional  
Race 4: NEWLANDS GROUP BENCHMARK 70 Handicap -  
1200m



31 May 2025 - 14:12

Track Rating: Soft 5, Weather: Overcast, Rail Position: +5m Entire

Section	Overall	1000m	800m	600m	400m	200m							
Section Times	1:15.72 [6] (0:14.57)	1:01.15 [3] (0:11.47)	0:49.68 [7] (0:11.72)	0:37.96 [7] (0:12.21)	0:25.75 [7] (0:12.47)	0:13.28 [7] (0:13.28)							
Average Speed [km/h]	49.4	63.2	61.8	59.4	57.9	54.3							
Top Speed [km/h]	66.3	65.6	63.5	61.9	58.6	56.9							
Avg. Dist. to Rail [m]	4.0	2.2	1.5	1.0	1.9	4.4							
Avg. Stride Freq. [Hz]	2.3	2.4	2.4	2.4	2.4	2.3							
Avg. Stride Length [m]	6.0	7.4	7.3	7.1	6.8	6.6							



[ ] Ranking at each section and finish  
-.-.- No data available at this section  
NA No data available



Horse/Jockey Name	That's An Extra
Final Rank	7
Fastest Section Time (Section)	0:11.20 (1000m)
Top Speed [km/h] (Section)	68.4 (1000m)
Race State	Finished



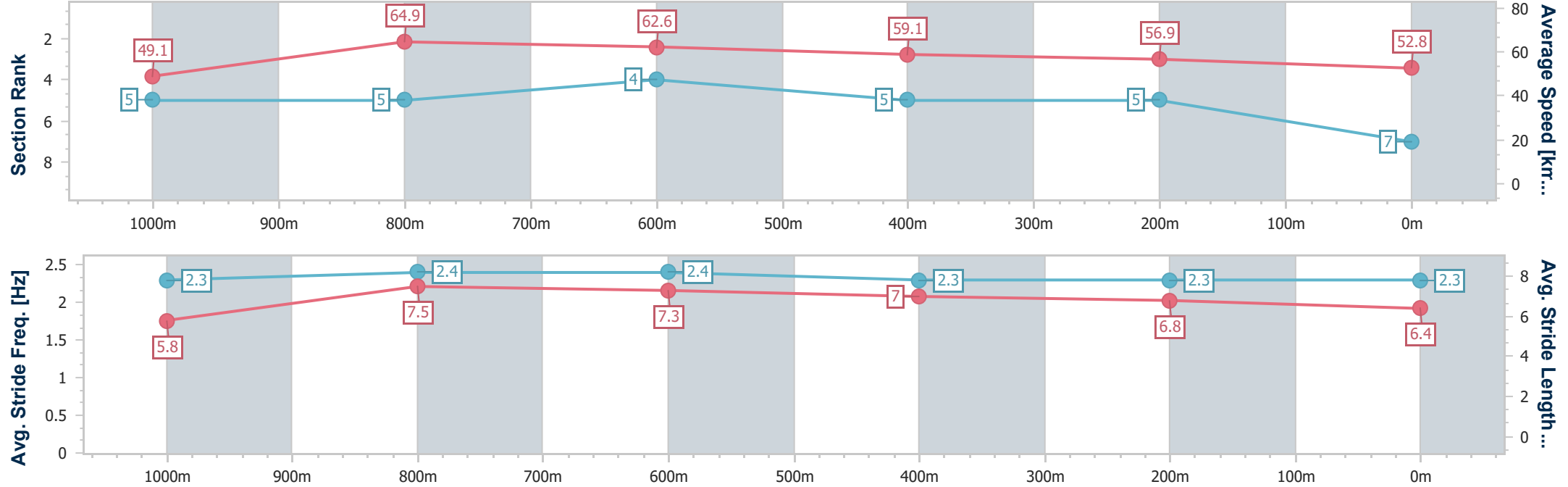
ToowoombaProfessional  
Race 4: NEWLANDS GROUP BENCHMARK 70 Handicap -  
1200m



31 May 2025 - 14:12

Track Rating: Soft 5, Weather: Overcast, Rail Position: +5m Entire

Section	Overall	1000m	800m	600m	400m	200m							
Section Times	1:15.95 [7] (0:14.62)	1:01.33 [5] (0:11.20)	0:50.13 [5] (0:11.53)	0:38.60 [4] (0:12.28)	0:26.32 [5] (0:12.70)	0:13.62 [5] (0:13.62)							
Average Speed [km/h]	49.1	64.9	62.6	59.1	56.9	52.8							
Top Speed [km/h]	67.8	68.4	63.9	61.4	58.3	55.8							
Avg. Dist. to Rail [m]	6.7	2.4	0.8	1.5	1.0	2.2							
Avg. Stride Freq. [Hz]	2.3	2.4	2.4	2.3	2.3	2.3							
Avg. Stride Length [m]	5.8	7.5	7.3	7.0	6.8	6.4							



[ ] Ranking at each section and finish  
-.-.- No data available at this section  
NA No data available



Horse/Jockey Name	Data Leak
Final Rank	8
Fastest Section Time (Section)	0:11.10 (1000m)
Top Speed [km/h] (Section)	68.6 (1000m)
Race State	Finished



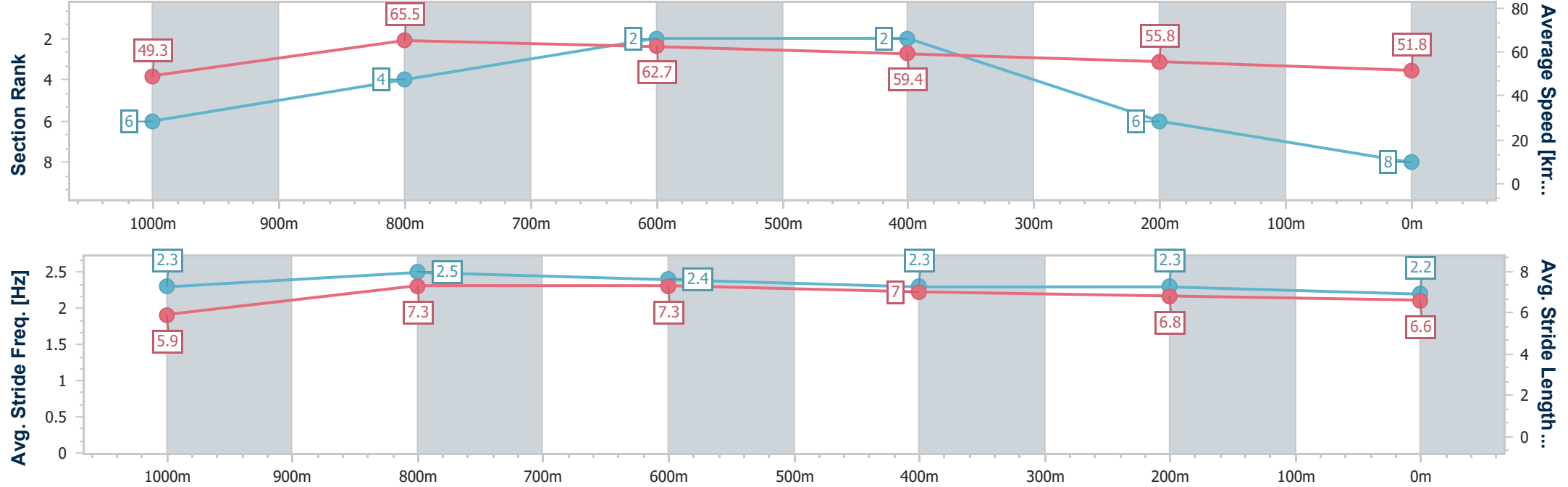
ToowoombaProfessional  
Race 4: NEWLANDS GROUP BENCHMARK 70 Handicap -  
1200m



31 May 2025 - 14:12

Track Rating: Soft 5, Weather: Overcast, Rail Position: +5m Entire

Section	Overall	1000m	800m	600m	400m	200m							
Section Times	1:16.25 [8] (0:14.64)	1:01.61 [6] (0:11.10)	0:50.51 [4] (0:11.49)	0:39.02 [2] (0:12.14)	0:26.88 [2] (0:12.97)	0:13.91 [6] (0:13.91)							
Average Speed [km/h]	49.3	65.5	62.7	59.4	55.8	51.8							
Top Speed [km/h]	68.2	68.6	63.6	62.2	56.8	54.6							
Avg. Dist. to Rail [m]	8.5	3.6	0.4	0.5	1.4	3.3							
Avg. Stride Freq. [Hz]	2.3	2.5	2.4	2.3	2.3	2.2							
Avg. Stride Length [m]	5.9	7.3	7.3	7.0	6.8	6.6							





# Toowoomba Professional

## Race 5: SUPERIOR HVAC SOLUTIONS Maiden Plate - 1625m

31 May 2025 - 14:48



Track Rating: Soft 5, Weather: Overcast, Rail Position: +5m Entire

Section						Overall	1400m	1200m	1000m	800m	600m	400m	Last 600m	
Field Times						1:44.31 (0:15.93)	1:28.38 (0:11.81)	1:16.57 (0:13.19)	1:03.38 (0:13.00)	0:50.38 (0:12.34)	0:38.04 (0:12.73)	0:25.31 (0:12.79)	0:38.04	
Rank	TAB	Horse/Jockey	Barrier	Top Speed [km/h]	Fastest Section									Distance Travelled [m]
1	4	SIR GOLDALOT	2	69.4	0:11.88	1:44.31 [1]	1:28.38 [1]	1:16.50 [2]	1:03.21 [2]	0:50.19 [2]	0:38.04 [1]	0:25.31 [1]	0:38.04	
		Kelsey Lenton		Overall	1400m	(0:15.93)	(0:11.88)	(0:13.29)	(0:13.02)	(0:12.15)	(0:12.73)	(0:12.79)		
2	7	AOOM'S CHOICE	6	66.4	0:11.87	1:44.59 [2]	1:28.19 [4]	1:16.32 [5]	1:03.00 [5]	0:49.94 [5]	0:37.62 [5]	0:25.08 [3]	0:37.62	+12
		Nozi Tomizawa		Overall	1400m	(0:16.40)	(0:11.87)	(0:13.32)	(0:13.06)	(0:12.32)	(0:12.54)	(0:12.49)		
3	3	PROCLAIMER	5	66.8	0:11.54	1:44.75 [3]	1:27.88 [6]	1:16.34 [6]	1:03.12 [6]	0:50.10 [6]	0:37.70 [6]	0:24.94 [6]	0:37.70	-6
		Les Tilley		Overall	1400m	(0:16.87)	(0:11.54)	(0:13.22)	(0:13.02)	(0:12.40)	(0:12.76)	(0:12.39)		
4	2	PREFER TO DANCE	1	67.8	0:11.75	1:45.80 [4]	1:29.81 [2]	1:18.06 [1]	1:04.87 [1]	0:51.87 [1]	0:39.28 [2]	0:26.36 [2]	0:39.28	+3
		Chelsea Baker		Overall	1400m	(0:15.99)	(0:11.75)	(0:13.19)	(0:13.00)	(0:12.59)	(0:12.92)	(0:13.11)		
5	5	SOMAX	3	67.5	0:11.61	1:45.86 [5]	1:29.34 [5]	1:17.73 [4]	1:04.47 [4]	0:51.34 [4]	0:38.99 [4]	0:26.13 [5]	0:38.99	-10
		Jackson Murphy		Overall	1400m	(0:16.52)	(0:11.61)	(0:13.26)	(0:13.13)	(0:12.35)	(0:12.86)	(0:13.18)		
6	10	HE'S INVADING	7	66.0	0:11.58	1:46.28 [6]	1:29.34 [7]	1:17.76 [7]	1:04.43 [7]	0:51.40 [7]	0:38.90 [8]	0:26.24 [7]	0:38.90	+10
		Jake Molloy		1400m	1400m	(0:16.94)	(0:11.58)	(0:13.33)	(0:13.03)	(0:12.50)	(0:12.66)	(0:13.01)		
7	9	AUTUMN SALUTE	8	66.9	0:11.45	1:46.56 [7]	1:29.35 [8]	1:17.90 [8]	1:04.59 [8]	0:51.60 [8]	0:39.22 [7]	0:26.46 [8]	0:39.22	+7
		Corey Bayliss		Overall	1400m	(0:17.21)	(0:11.45)	(0:13.31)	(0:12.99)	(0:12.38)	(0:12.76)	(0:13.20)		
8	1	SAVEA	4	68.7	0:11.71	1:46.70 [8]	1:30.36 [3]	1:18.65 [3]	1:05.33 [3]	0:52.18 [3]	0:39.84 [3]	0:27.04 [4]	0:39.84	+12
		Karl Zechner		Overall	1400m	(0:16.34)	(0:11.71)	(0:13.32)	(0:13.15)	(0:12.34)	(0:12.80)	(0:13.41)		

Scratched: Cut Diamonds (#6), Arlo's Love (#12), Sunshine Sally (#8), Hearty Henry (#11), Rock A Bye Ivy (#13)



Toowoomba Professional  
Race 5: SUPERIOR HVAC SOLUTIONS Maiden Plate - 1625m  
31 May 2025 - 14:48



Track Rating: Soft 5, Weather: Overcast, Rail Position: +5m Entire

Section						200m	Last 600m		
Field Times						0:12.52 (0:12.52)	0:38.04		
Rank	TAB	Horse/Jockey	Barrier	Top Speed [km/h]	Fastest Section	Margin		Distance Travelled [m]	
1	4	SIR GOLDALOT	2	69.4	0:11.88	0:12.52 [1]	1:44.31	0:38.04	
		Kelsey Lenton		Overall	1400m	(0:12.52)			
2	7	AOOM'S CHOICE	6	66.4	0:11.87	0:12.59 [2]	1.5L	0:37.62	+12
		Nozi Tomizawa		Overall	1400m	(0:12.59)			
3	3	PROCLAIMER	5	66.8	0:11.54	0:12.55 [3]	2.3L	0:37.70	-6
		Les Tilley		Overall	1400m	(0:12.55)			
4	2	PREFER TO DANCE	1	67.8	0:11.75	0:13.25 [4]	8.3L	0:39.28	+3
		Chelsea Baker		Overall	1400m	(0:13.25)			
5	5	SOMAX	3	67.5	0:11.61	0:12.95 [5]	8.6L	0:38.99	-10
		Jackson Murphy		Overall	1400m	(0:12.95)			
6	10	HE'S INVADING	7	66.0	0:11.58	0:13.23 [6]	10.9L	0:38.90	+10
		Jake Molloy		1400m	1400m	(0:13.23)			
7	9	AUTUMN SALUTE	8	66.9	0:11.45	0:13.26 [8]	12.4L	0:39.22	+7
		Corey Bayliss		Overall	1400m	(0:13.26)			
8	1	SAVEA	4	68.7	0:11.71	0:13.63 [7]	13.2L	0:39.84	+12
		Karl Zechner		Overall	1400m	(0:13.63)			

Scratched: Cut Diamonds (#6), Arlo's Love (#12), Sunshine Sally (#8), Hearty Henry (#11), Rock A Bye Ivy (#13)





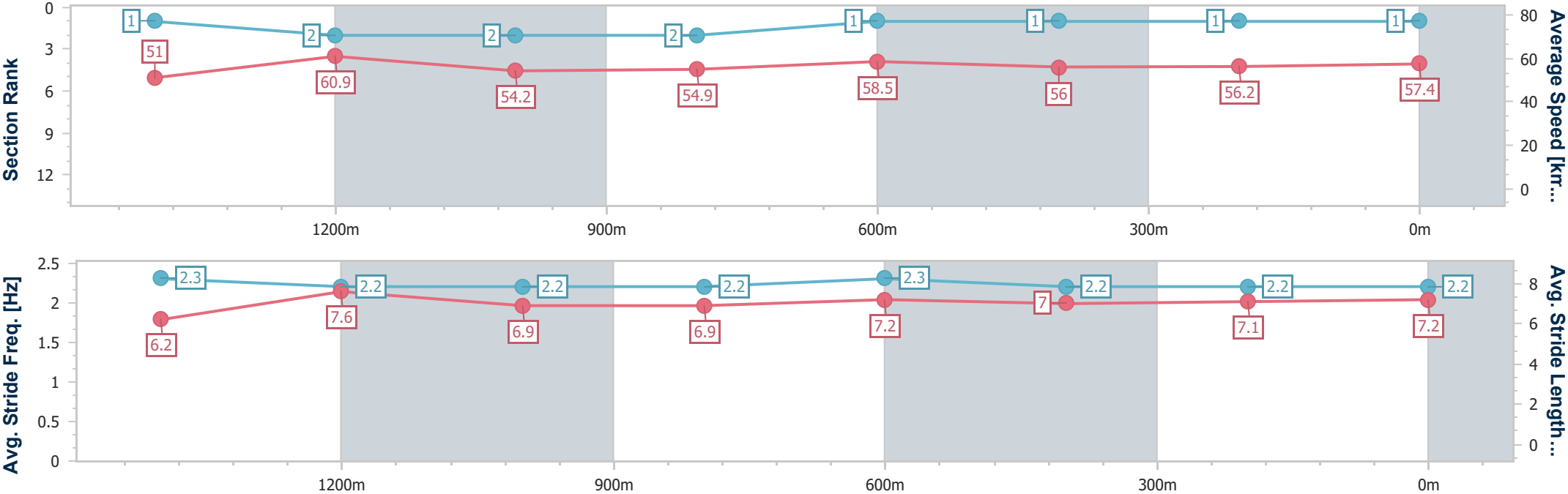
Horse/Jockey Name	Sir Goldalot
Final Rank	1
Fastest Section Time (Section)	0:11.88 (1400m)
Top Speed [km/h] (Section)	69.4 (Overall)
Race State	Finished



ToowoombaProfessional  
Race 5: SUPERIOR HVAC SOLUTIONS Maiden Plate - 1625m  
31 May 2025 - 14:48  
Track Rating: Soft 5, Weather: Overcast, Rail Position: +5m Entire



Section	Overall	1400m	1200m	1000m	800m	600m	400m	200m					
Section Times	1:44.31 [1] (0:15.93)	1:28.38 [1] (0:11.88)	1:16.50 [2] (0:13.29)	1:03.21 [2] (0:13.02)	0:50.19 [2] (0:12.15)	0:38.04 [1] (0:12.73)	0:25.31 [1] (0:12.79)	0:12.52 [1] (0:12.52)					
Average Speed [km/h]	51.0	60.9	54.2	54.9	58.5	56.0	56.2	57.4					
Top Speed [km/h]	69.4	66.3	56.1	55.8	59.5	59.5	57.6	57.8					
Avg. Dist. to Rail [m]	5.6	1.5	0.6	2.7	3.2	1.3	1.0	0.7					
Avg. Stride Freq. [Hz]	2.3	2.2	2.2	2.2	2.3	2.2	2.2	2.2					
Avg. Stride Length [m]	6.2	7.6	6.9	6.9	7.2	7.0	7.1	7.2					





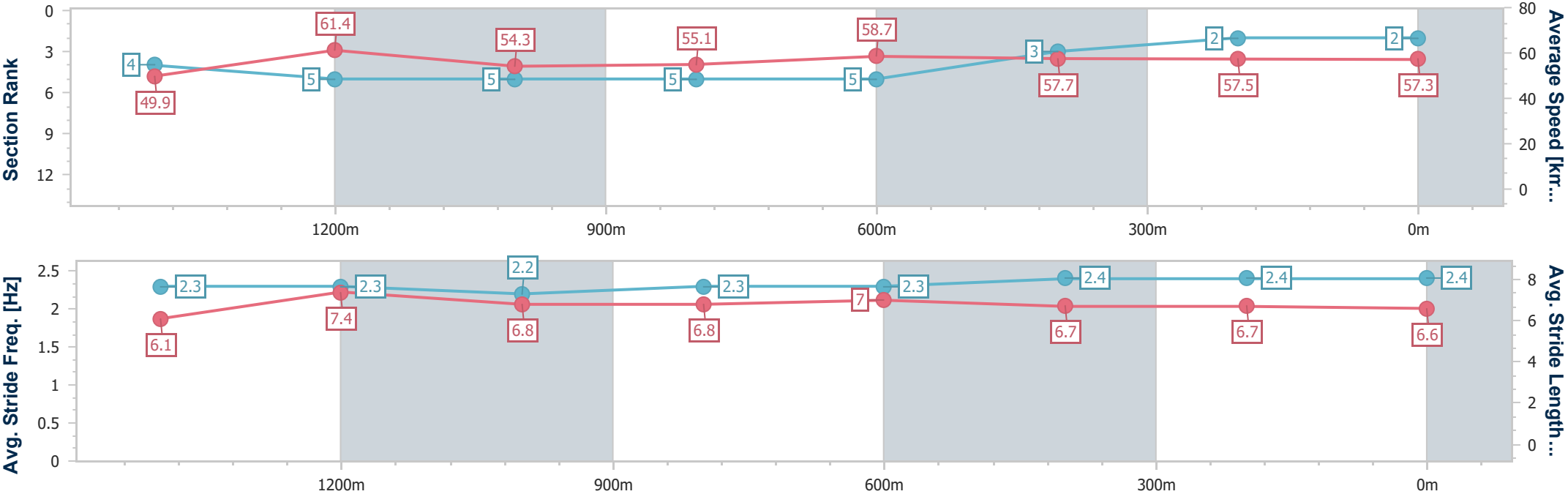
Horse/Jockey Name	Aoom's Choice
Final Rank	2
Fastest Section Time (Section)	0:11.87 (1400m)
Top Speed [km/h] (Section)	66.4 (Overall)
Race State	Finished



ToowoombaProfessional  
Race 5: SUPERIOR HVAC SOLUTIONS Maiden Plate - 1625m  
31 May 2025 - 14:48  
Track Rating: Soft 5, Weather: Overcast, Rail Position: +5m Entire



Section	Overall	1400m	1200m	1000m	800m	600m	400m	200m					
Section Times	1:44.59 [2] (0:16.40)	1:28.19 [4] (0:11.87)	1:16.32 [5] (0:13.32)	1:03.00 [5] (0:13.06)	0:49.94 [5] (0:12.32)	0:37.62 [5] (0:12.54)	0:25.08 [3] (0:12.49)	0:12.59 [2] (0:12.59)					
Average Speed [km/h]	49.9	61.4	54.3	55.1	58.7	57.7	57.5	57.3					
Top Speed [km/h]	66.4	65.6	57.9	56.4	60.8	59.4	59.3	58.4					
Avg. Dist. to Rail [m]	6.9	2.8	2.1	0.4	1.2	1.5	1.0	0.6					
Avg. Stride Freq. [Hz]	2.3	2.3	2.2	2.3	2.3	2.4	2.4	2.4					
Avg. Stride Length [m]	6.1	7.4	6.8	6.8	7.0	6.7	6.7	6.6					





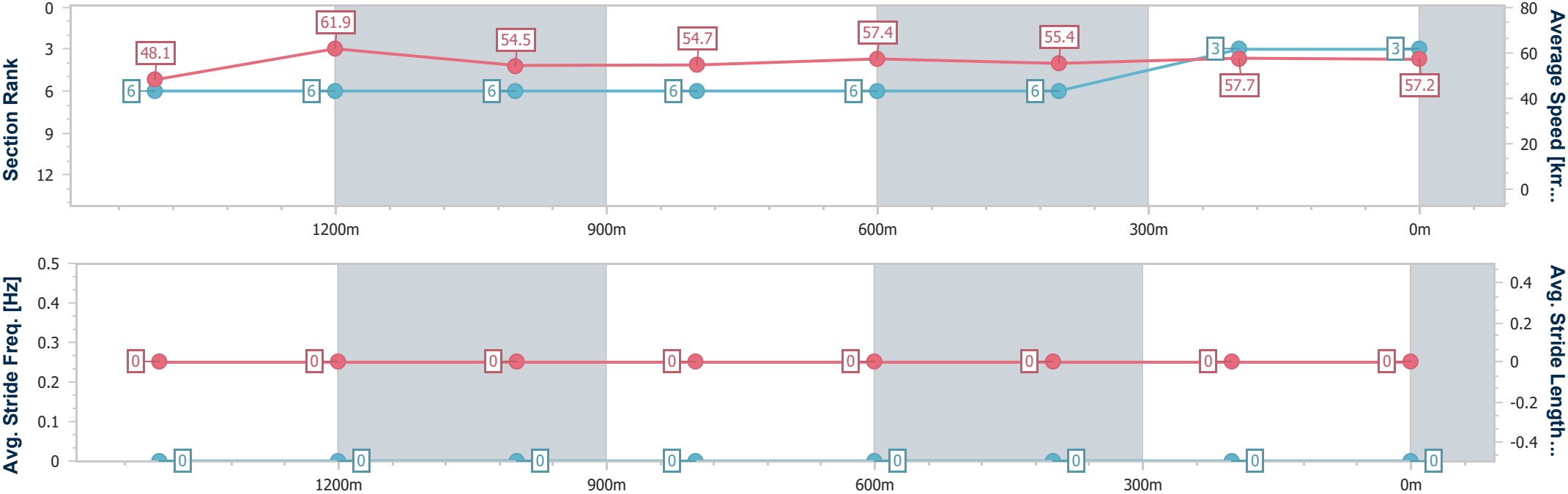
Horse/Jockey Name	Proclaimer
Final Rank	3
Fastest Section Time (Section)	0:11.54 (1400m)
Top Speed [km/h] (Section)	66.8 (Overall)
Race State	Finished



ToowoombaProfessional  
Race 5: SUPERIOR HVAC SOLUTIONS Maiden Plate - 1625m  
31 May 2025 - 14:48  
Track Rating: Soft 5, Weather: Overcast, Rail Position: +5m Entire



Section	Overall	1400m	1200m	1000m	800m	600m	400m	200m					
Section Times	1:44.75 [3] (0:16.87)	1:27.88 [6] (0:11.54)	1:16.34 [6] (0:13.22)	1:03.12 [6] (0:13.02)	0:50.10 [6] (0:12.40)	0:37.70 [6] (0:12.76)	0:24.94 [6] (0:12.39)	0:12.55 [3] (0:12.55)					
Average Speed [km/h]	48.1	61.9	54.5	54.7	57.4	55.4	57.7	57.2					
Top Speed [km/h]	66.8	66.5	56.6	56.5	58.6	57.9	59.2	58.6					
Avg. Dist. to Rail [m]	5.2	0.7	1.1	2.6	2.8	3.0	2.5	1.3					
Avg. Stride Freq. [Hz]	--	--	--	--	--	--	--	--					
Avg. Stride Length [m]	--	--	--	--	--	--	--	--					





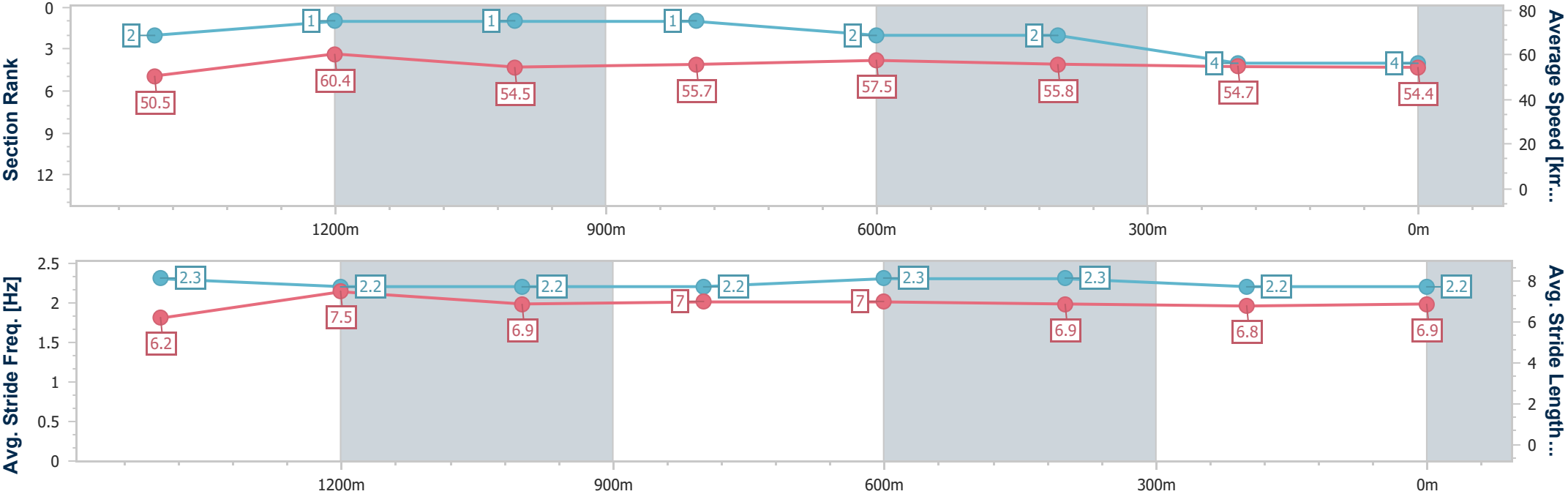
Horse/Jockey Name	Prefer To Dance
Final Rank	4
Fastest Section Time (Section)	0:11.75 (1400m)
Top Speed [km/h] (Section)	67.8 (Overall)
Race State	Finished



ToowoombaProfessional  
Race 5: SUPERIOR HVAC SOLUTIONS Maiden Plate - 1625m  
31 May 2025 - 14:48  
Track Rating: Soft 5, Weather: Overcast, Rail Position: +5m Entire



Section	Overall	1400m	1200m	1000m	800m	600m	400m	200m					
Section Times	1:45.80 [4] (0:15.99)	1:29.81 [2] (0:11.75)	1:18.06 [1] (0:13.19)	1:04.87 [1] (0:13.00)	0:51.87 [1] (0:12.59)	0:39.28 [2] (0:12.92)	0:26.36 [2] (0:13.11)	0:13.25 [4] (0:13.25)					
Average Speed [km/h]	50.5	60.4	54.5	55.7	57.5	55.8	54.7	54.4					
Top Speed [km/h]	67.8	64.9	57.1	57.3	58.0	56.8	55.5	54.8					
Avg. Dist. to Rail [m]	4.7	2.2	0.4	0.7	2.0	0.3	0.8	0.4					
Avg. Stride Freq. [Hz]	2.3	2.2	2.2	2.2	2.3	2.3	2.2	2.2					
Avg. Stride Length [m]	6.2	7.5	6.9	7.0	7.0	6.9	6.8	6.9					





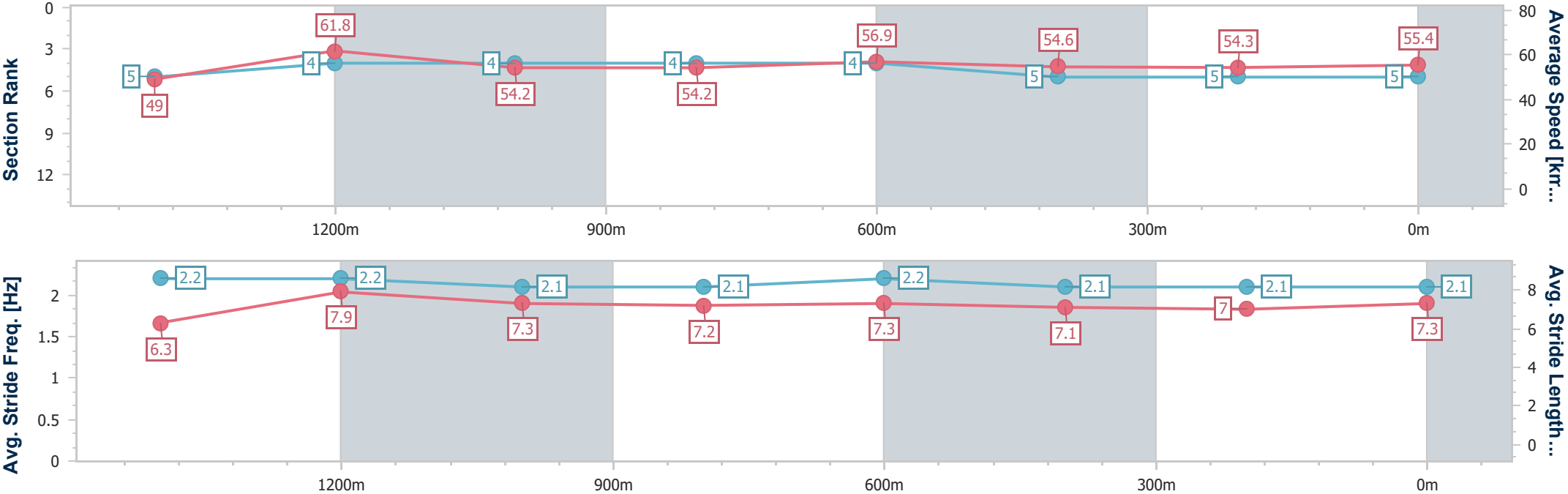
Horse/Jockey Name	Somax
Final Rank	5
Fastest Section Time (Section)	0:11.61 (1400m)
Top Speed [km/h] (Section)	67.5 (Overall)
Race State	Finished



ToowoombaProfessional  
Race 5: SUPERIOR HVAC SOLUTIONS Maiden Plate - 1625m  
31 May 2025 - 14:48  
Track Rating: Soft 5, Weather: Overcast, Rail Position: +5m Entire



Section	Overall	1400m	1200m	1000m	800m	600m	400m	200m					
Section Times	1:45.86 [5] (0:16.52)	1:29.34 [5] (0:11.61)	1:17.73 [4] (0:13.26)	1:04.47 [4] (0:13.13)	0:51.34 [4] (0:12.35)	0:38.99 [4] (0:12.86)	0:26.13 [5] (0:13.18)	0:12.95 [5] (0:12.95)					
Average Speed [km/h]	49.0	61.8	54.2	54.2	56.9	54.6	54.3	55.4					
Top Speed [km/h]	67.5	66.3	58.1	55.6	58.3	57.7	58.5	56.5					
Avg. Dist. to Rail [m]	5.1	1.2	0.6	2.7	6.6	4.7	2.7	2.6					
Avg. Stride Freq. [Hz]	2.2	2.2	2.1	2.1	2.2	2.1	2.1	2.1					
Avg. Stride Length [m]	6.3	7.9	7.3	7.2	7.3	7.1	7.0	7.3					





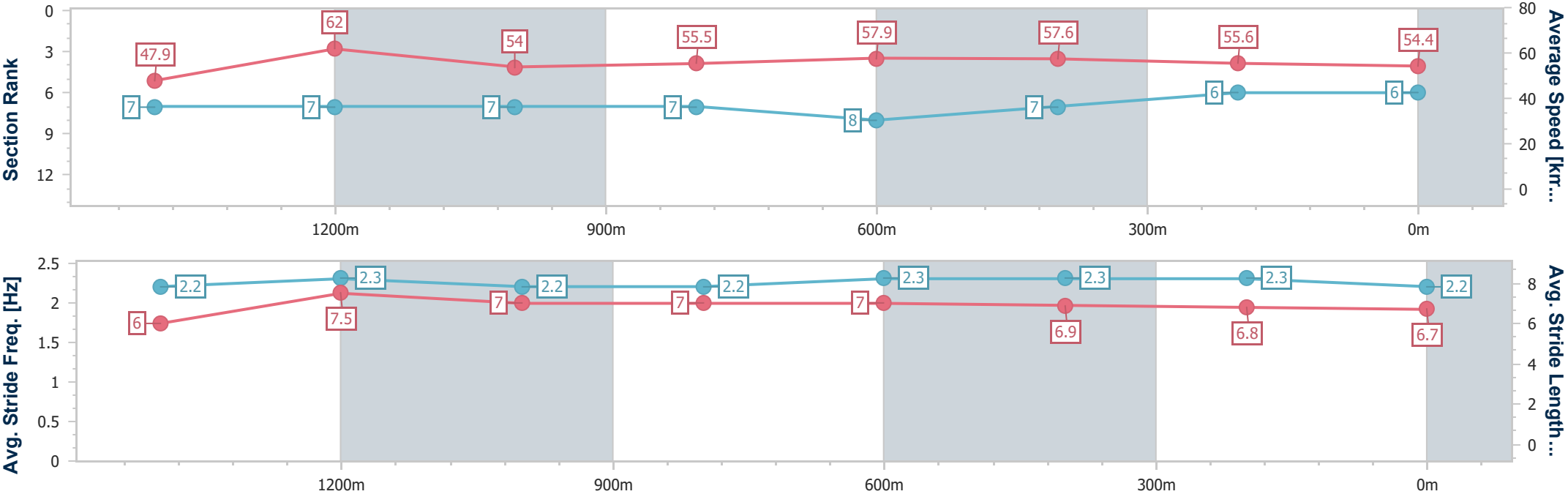
Horse/Jockey Name	He's Invading
Final Rank	6
Fastest Section Time (Section)	0:11.58 (1400m)
Top Speed [km/h] (Section)	66.0 (1400m)
Race State	Finished



ToowoombaProfessional  
Race 5: SUPERIOR HVAC SOLUTIONS Maiden Plate - 1625m  
31 May 2025 - 14:48  
Track Rating: Soft 5, Weather: Overcast, Rail Position: +5m Entire



Section	Overall	1400m	1200m	1000m	800m	600m	400m	200m					
Section Times	1:46.28 [6] (0:16.94)	1:29.34 [7] (0:11.58)	1:17.76 [7] (0:13.33)	1:04.43 [7] (0:13.03)	0:51.40 [7] (0:12.50)	0:38.90 [8] (0:12.66)	0:26.24 [7] (0:13.01)	0:13.23 [6] (0:13.23)					
Average Speed [km/h]	47.9	62.0	54.0	55.5	57.9	57.6	55.6	54.4					
Top Speed [km/h]	65.3	66.0	57.4	57.0	59.2	58.8	56.5	55.3					
Avg. Dist. to Rail [m]	6.0	0.6	0.8	0.8	1.8	2.0	1.5	1.7					
Avg. Stride Freq. [Hz]	2.2	2.3	2.2	2.2	2.3	2.3	2.3	2.2					
Avg. Stride Length [m]	6.0	7.5	7.0	7.0	7.0	6.9	6.8	6.7					





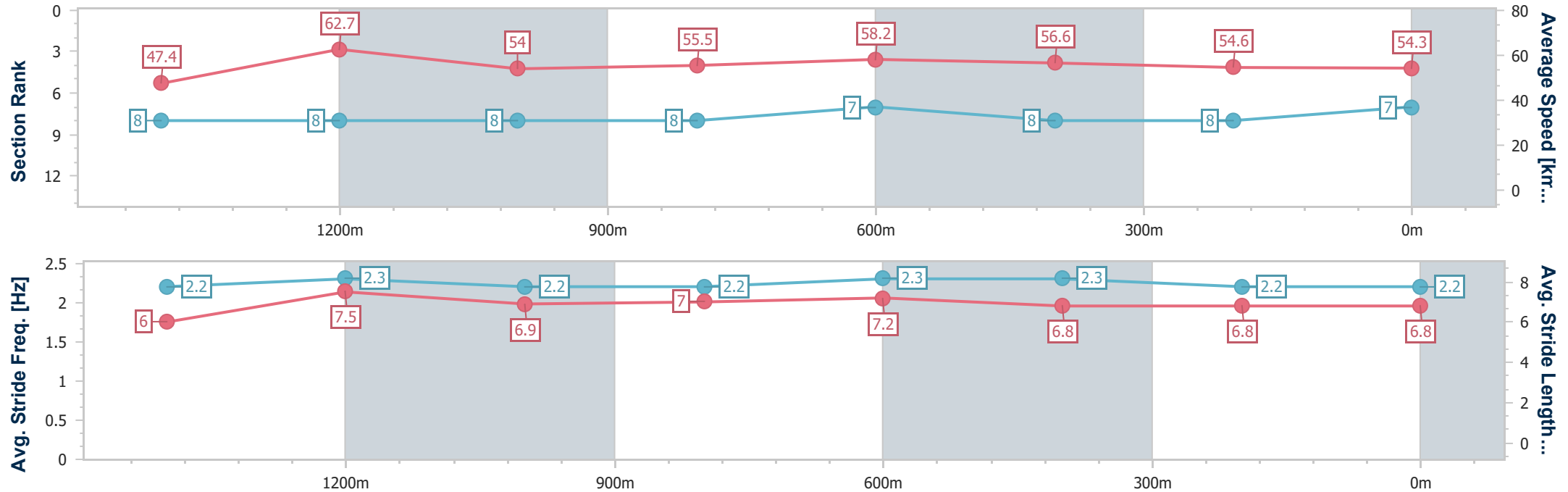
Horse/Jockey Name	Autumn Salute
Final Rank	7
Fastest Section Time (Section)	0:11.45 (1400m)
Top Speed [km/h] (Section)	66.9 (Overall)
Race State	Finished



ToowoombaProfessional  
Race 5: SUPERIOR HVAC SOLUTIONS Maiden Plate - 1625m  
31 May 2025 - 14:48  
Track Rating: Soft 5, Weather: Overcast, Rail Position: +5m Entire



Section	Overall	1400m	1200m	1000m	800m	600m	400m	200m					
Section Times	1:46.56 [7] (0:17.21)	1:29.35 [8] (0:11.45)	1:17.90 [8] (0:13.31)	1:04.59 [8] (0:12.99)	0:51.60 [8] (0:12.38)	0:39.22 [7] (0:12.76)	0:26.46 [8] (0:13.20)	0:13.26 [8] (0:13.26)					
Average Speed [km/h]	47.4	62.7	54.0	55.5	58.2	56.6	54.6	54.3					
Top Speed [km/h]	66.9	66.8	57.3	56.9	59.5	58.6	54.9	54.8					
Avg. Dist. to Rail [m]	6.5	0.7	0.5	0.2	0.5	0.9	0.5	1.0					
Avg. Stride Freq. [Hz]	2.2	2.3	2.2	2.2	2.3	2.3	2.2	2.2					
Avg. Stride Length [m]	6.0	7.5	6.9	7.0	7.2	6.8	6.8	6.8					



[ ] Ranking at each section and finish  
-.-.- No data available at this section  
NA No data available



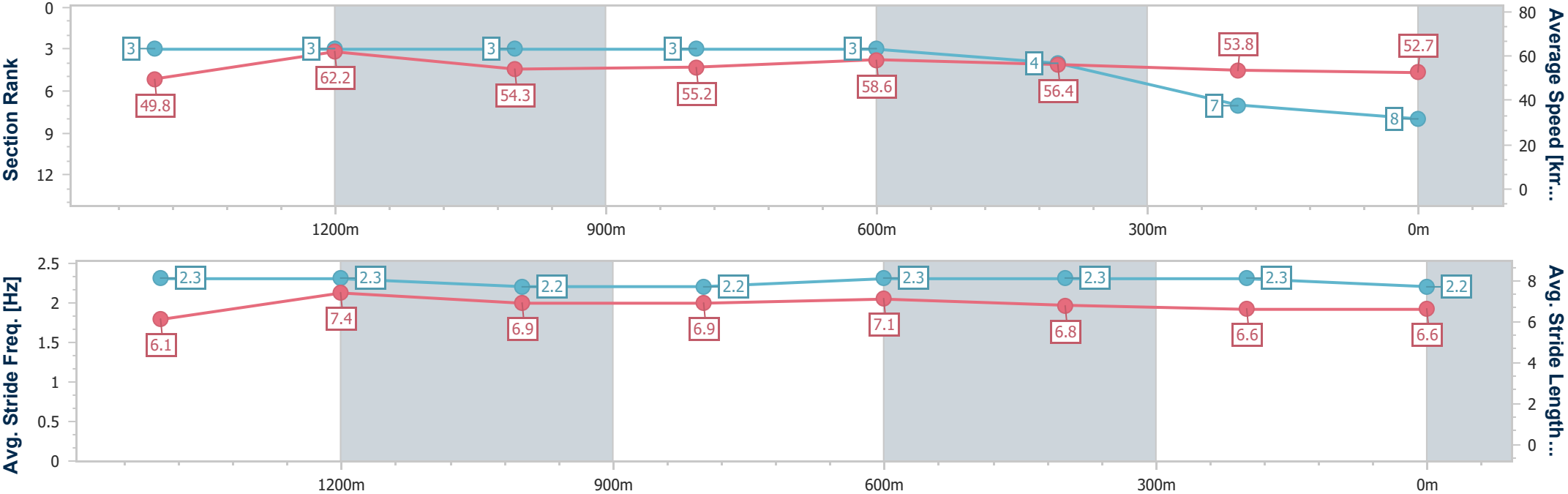
Horse/Jockey Name	Savea
Final Rank	8
Fastest Section Time (Section)	0:11.71 (1400m)
Top Speed [km/h] (Section)	68.7 (Overall)
Race State	Finished



ToowoombaProfessional  
Race 5: SUPERIOR HVAC SOLUTIONS Maiden Plate - 1625m  
31 May 2025 - 14:48  
Track Rating: Soft 5, Weather: Overcast, Rail Position: +5m Entire



Section	Overall	1400m	1200m	1000m	800m	600m	400m	200m					
Section Times	1:46.70 [8] (0:16.34)	1:30.36 [3] (0:11.71)	1:18.65 [3] (0:13.32)	1:05.33 [3] (0:13.15)	0:52.18 [3] (0:12.34)	0:39.84 [3] (0:12.80)	0:27.04 [4] (0:13.41)	0:13.63 [7] (0:13.63)					
Average Speed [km/h]	49.8	62.2	54.3	55.2	58.6	56.4	53.8	52.7					
Top Speed [km/h]	68.7	65.8	58.2	57.2	59.9	58.6	54.2	54.0					
Avg. Dist. to Rail [m]	5.5	2.3	3.2	2.4	1.6	0.9	0.5	0.9					
Avg. Stride Freq. [Hz]	2.3	2.3	2.2	2.2	2.3	2.3	2.3	2.2					
Avg. Stride Length [m]	6.1	7.4	6.9	6.9	7.1	6.8	6.6	6.6					







# Toowoomba Professional

## Race 6: P&L MCKELLAR CONCRETING Class 2 Handicap - 1625m

31 May 2025 - 15:22



Track Rating: Soft 5, Weather: Overcast, Rail Position: +5m Entire

Section					Overall	1400m	1200m	1000m	800m	600m	400m	Last 600m		
Field Times					1:43.54 (0:16.27)	1:27.27 (0:11.78)	1:15.49 (0:11.95)	1:03.54 (0:13.05)	0:50.49 (0:13.28)	0:37.21 (0:12.55)	0:24.66 (0:12.16)	0:37.21		
Rank	TAB	Horse/Jockey	Barrier	Top Speed [km/h]	Fastest Section									Distance Travelled [m]
1	10	MAPLE DOOR	3	64.9	0:11.88	1:43.54 [1]	1:27.05 [4]	1:15.17 [5]	1:02.76 [5]	0:49.79 [5]	0:36.88 [5]	0:24.66 [1]	0:36.88	
		Karl Zechner		Overall	1400m	(0:16.49)	(0:11.88)	(0:12.41)	(0:12.97)	(0:12.91)	(0:12.22)	(0:12.16)		
2	2	JUNE	7	64.3	0:11.80	1:44.00 [2]	1:27.34 [6]	1:15.54 [6]	1:03.17 [6]	0:50.23 [6]	0:37.04 [6]	0:24.66 [4]	0:37.04	+1
		Nozi Tomizawa		Overall	1400m	(0:16.66)	(0:11.80)	(0:12.37)	(0:12.94)	(0:13.19)	(0:12.38)	(0:12.10)		
3	1	BURLEIGH MAGIC	1	65.3	0:11.71	1:44.49 [3]	1:27.98 [5]	1:16.27 [4]	1:03.96 [4]	0:51.12 [3]	0:37.87 [4]	0:25.15 [3]	0:37.87	-6
		Shania Willis		Overall	1400m	(0:16.51)	(0:11.71)	(0:12.31)	(0:12.84)	(0:13.25)	(0:12.72)	(0:12.38)		
4	5	EARL OF DEVON	2	66.7	0:11.78	1:44.88 [4]	1:28.61 [1]	1:16.83 [1]	1:04.84 [2]	0:51.83 [1]	0:38.55 [1]	0:25.87 [2]	0:38.55	-3
		Les Tilley		Overall	1400m	(0:16.27)	(0:11.78)	(0:11.99)	(0:13.01)	(0:13.28)	(0:12.68)	(0:12.63)		
5	8	AZUKI	4	67.1	0:11.80	1:46.02 [5]	1:29.75 [2]	1:17.95 [2]	1:05.57 [3]	0:52.58 [4]	0:39.42 [3]	0:26.44 [5]	0:39.42	-1
		Corey Bayliss		Overall	1400m	(0:16.27)	(0:11.80)	(0:12.38)	(0:12.99)	(0:13.16)	(0:12.98)	(0:13.22)		
6	9	STRUAN LAD	8	64.6	0:11.70	1:46.03 [6]	1:29.15 [8]	1:17.45 [7]	1:04.95 [7]	0:52.04 [7]	0:39.00 [7]	0:26.03 [7]	0:39.00	+1
		Kenji Yoshida		Overall	1400m	(0:16.88)	(0:11.70)	(0:12.50)	(0:12.91)	(0:13.04)	(0:12.97)	(0:12.97)		
7	6	MEKANIC	6	64.7	0:11.88	1:46.62 [7]	1:29.78 [7]	1:17.90 [8]	1:05.36 [8]	0:52.51 [8]	0:39.36 [8]	0:26.56 [8]	0:39.36	-4
		Liv O'Donnell		Overall	1400m	(0:16.84)	(0:11.88)	(0:12.54)	(0:12.85)	(0:13.15)	(0:12.80)	(0:13.12)		
8	11	MERLOMANN	5	67.9	0:11.79	1:47.53 [8]	1:31.21 [3]	1:19.42 [3]	1:07.53 [1]	0:54.36 [2]	0:41.19 [2]	0:27.83 [6]	0:41.19	+7
		Kelsey Lenton		Overall	1400m	(0:16.32)	(0:11.79)	(0:11.89)	(0:13.17)	(0:13.17)	(0:13.36)	(0:13.55)		

Scratched: Super Fair (#12), Zou Big Boy (#3), Lissaro (#13), Shouts All Day (#7), Connecticut (#4)



Toowoomba Professional  
Race 6: P&L MCKELLAR CONCRETING Class 2 Handicap - 1625m  
31 May 2025 - 15:22



Track Rating: Soft 5, Weather: Overcast, Rail Position: +5m Entire

Section Field Times				200m 0:12.50 (0:12.50)		Last 600m 0:37.21			
Rank	TAB	Horse/Jockey	Barrier	Top Speed [km/h]	Fastest Section	Margin			Distance Travelled [m]
1	10	MAPLE DOOR	3	64.9	0:11.88	0:12.50 [1]	1:43.54		0:36.88
		Karl Zechner		Overall	1400m	(0:12.50)			
2	2	JUNE	7	64.3	0:11.80	0:12.56 [2]	2.5L		0:37.04 +1
		Nozi Tomizawa		Overall	1400m	(0:12.56)			
3	1	BURLEIGH MAGIC	1	65.3	0:11.71	0:12.77 [4]	5.3L		0:37.87 -6
		Shania Willis		Overall	1400m	(0:12.77)			
4	5	EARL OF DEVON	2	66.7	0:11.78	0:13.24 [3]	7.6L		0:38.55 -3
		Les Tilley		Overall	1400m	(0:13.24)			
5	8	AZUKI	4	67.1	0:11.80	0:13.22 [5]	14.1L		0:39.42 -1
		Corey Bayliss		Overall	1400m	(0:13.22)			
6	9	STRUAN LAD	8	64.6	0:11.70	0:13.06 [6]	14.2L		0:39.00 +1
		Kenji Yoshida		Overall	1400m	(0:13.06)			
7	6	MEKANIC	6	64.7	0:11.88	0:13.44 [7]	17.5L		0:39.36 -4
		Liv O'Donnell		Overall	1400m	(0:13.44)			
8	11	MERLOMANN	5	67.9	0:11.79	0:14.28 [8]	22.8L		0:41.19 +7
		Kelsey Lenton		Overall	1400m	(0:14.28)			

Scratched: Super Fair (#12), Zou Big Boy (#3), Lissaro (#13), Shouts All Day (#7), Connecticut (#4)



Horse/Jockey Name	Maple Door
Final Rank	1
Fastest Section Time (Section)	0:11.88 (1400m)
Top Speed [km/h] (Section)	64.9 (Overall)
Race State	Finished



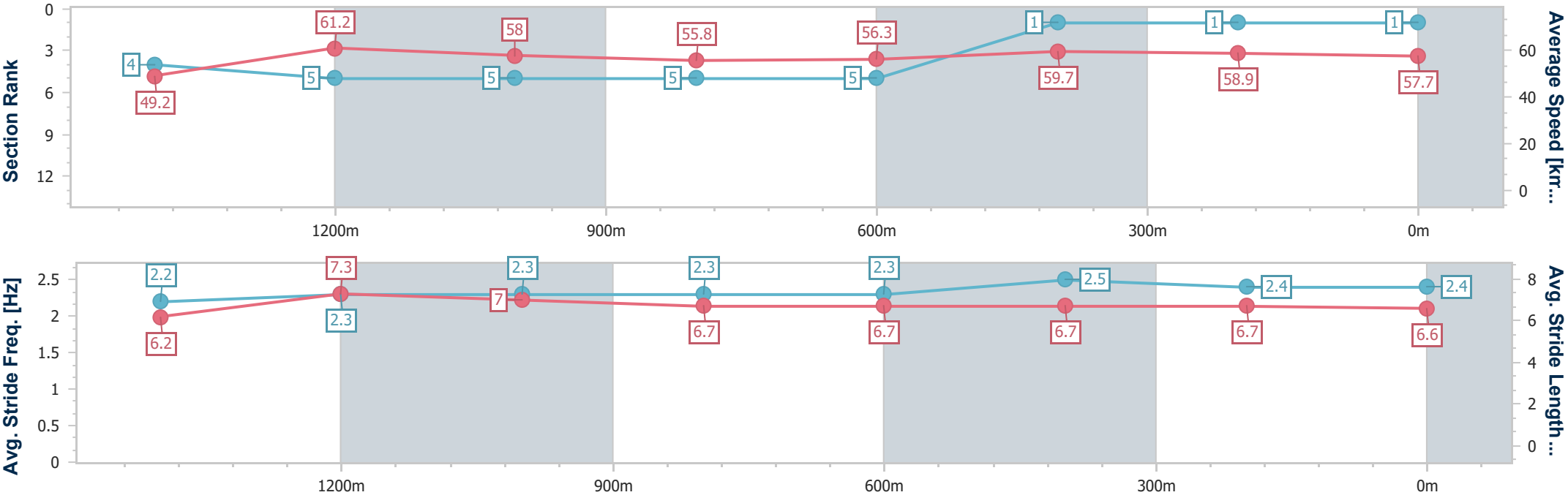
ToowoombaProfessional  
Race 6: P&L MCKELLAR CONCRETING Class 2 Handicap - 1625m



31 May 2025 - 15:22

Track Rating: Soft 5, Weather: Overcast, Rail Position: +5m Entire

Section	Overall	1400m	1200m	1000m	800m	600m	400m	200m					
Section Times	1:43.54 [1] (0:16.49)	1:27.05 [4] (0:11.88)	1:15.17 [5] (0:12.41)	1:02.76 [5] (0:12.97)	0:49.79 [5] (0:12.91)	0:36.88 [5] (0:12.22)	0:24.66 [1] (0:12.16)	0:12.50 [1] (0:12.50)					
Average Speed [km/h]	49.2	61.2	58.0	55.8	56.3	59.7	58.9	57.7					
Top Speed [km/h]	64.9	64.8	59.7	57.6	58.7	60.3	60.4	59.5					
Avg. Dist. to Rail [m]	4.0	1.5	1.3	1.6	3.2	2.0	0.9	0.8					
Avg. Stride Freq. [Hz]	2.2	2.3	2.3	2.3	2.3	2.5	2.4	2.4					
Avg. Stride Length [m]	6.2	7.3	7.0	6.7	6.7	6.7	6.7	6.6					



- [ ] Ranking at each section and finish
- .-.- No data available at this section
- NA No data available



Horse/Jockey Name	June
Final Rank	2
Fastest Section Time (Section)	0:11.80 (1400m)
Top Speed [km/h] (Section)	64.3 (Overall)
Race State	Finished



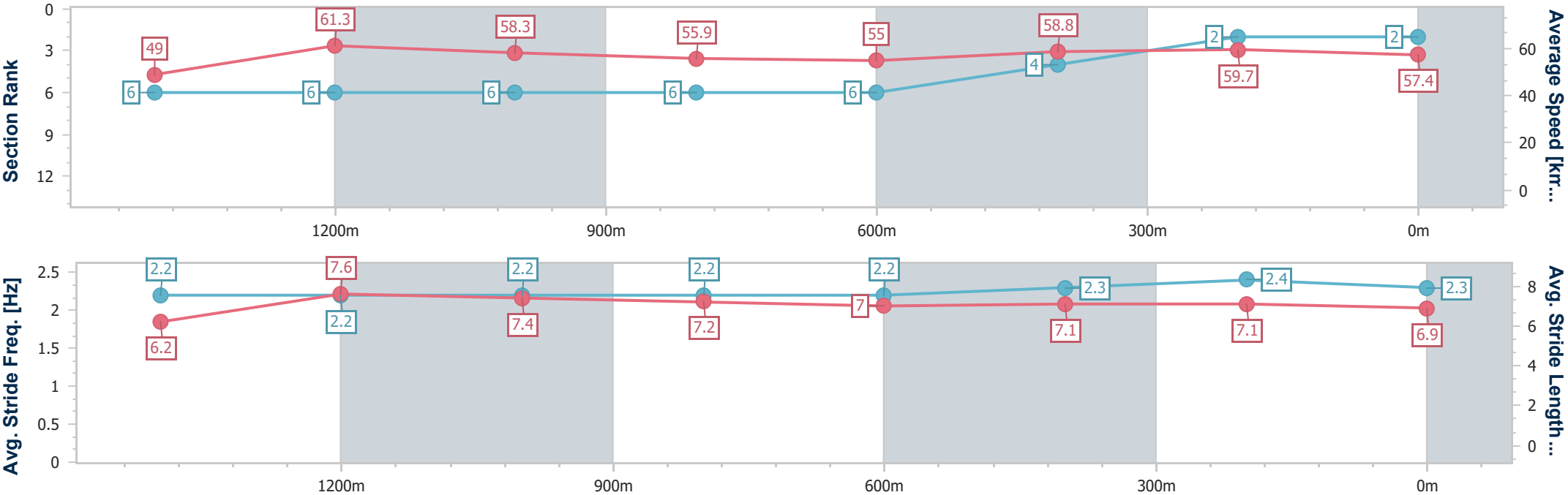
ToowoombaProfessional  
Race 6: P&L MCKELLAR CONCRETING Class 2 Handicap -  
1625m



31 May 2025 - 15:22

Track Rating: Soft 5, Weather: Overcast, Rail Position: +5m Entire

Section	Overall	1400m	1200m	1000m	800m	600m	400m	200m					
Section Times	1:44.00 [2] (0:16.66)	1:27.34 [6] (0:11.80)	1:15.54 [6] (0:12.37)	1:03.17 [6] (0:12.94)	0:50.23 [6] (0:13.19)	0:37.04 [6] (0:12.38)	0:24.66 [4] (0:12.10)	0:12.56 [2] (0:12.56)					
Average Speed [km/h]	49.0	61.3	58.3	55.9	55.0	58.8	59.7	57.4					
Top Speed [km/h]	64.3	64.0	59.1	57.5	58.1	60.9	60.8	59.3					
Avg. Dist. to Rail [m]	6.2	0.8	1.4	1.6	1.5	2.1	1.8	2.2					
Avg. Stride Freq. [Hz]	2.2	2.2	2.2	2.2	2.2	2.3	2.4	2.3					
Avg. Stride Length [m]	6.2	7.6	7.4	7.2	7.0	7.1	7.1	6.9					





Horse/Jockey Name	Burleigh Magic
Final Rank	3
Fastest Section Time (Section)	0:11.71 (1400m)
Top Speed [km/h] (Section)	65.3 (Overall)
Race State	Finished



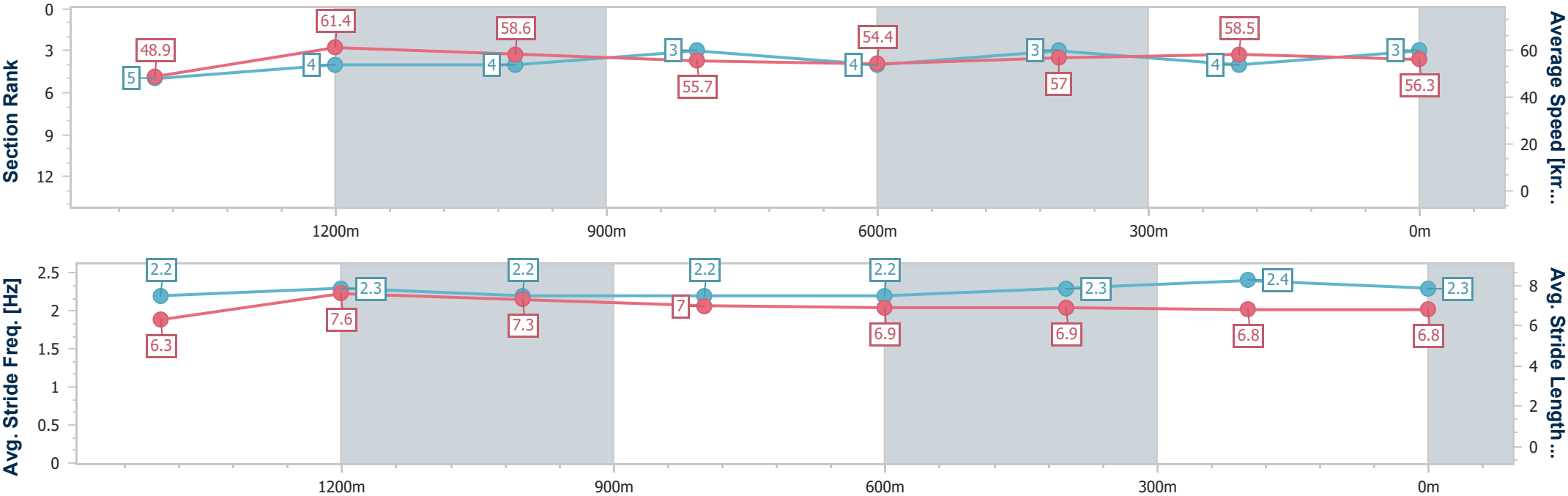
ToowoombaProfessional  
Race 6: P&L MCKELLAR CONCRETING Class 2 Handicap -  
1625m



31 May 2025 - 15:22

Track Rating: Soft 5, Weather: Overcast, Rail Position: +5m Entire

Section	Overall	1400m	1200m	1000m	800m	600m	400m	200m					
Section Times	1:44.49 [3] (0:16.51)	1:27.98 [5] (0:11.71)	1:16.27 [4] (0:12.31)	1:03.96 [4] (0:12.84)	0:51.12 [3] (0:13.25)	0:37.87 [4] (0:12.72)	0:25.15 [3] (0:12.38)	0:12.77 [4] (0:12.77)					
Average Speed [km/h]	48.9	61.4	58.6	55.7	54.4	57.0	58.5	56.3					
Top Speed [km/h]	65.3	64.7	60.0	57.4	56.1	58.4	59.7	57.7					
Avg. Dist. to Rail [m]	3.9	0.5	0.8	1.2	1.2	1.0	1.4	0.9					
Avg. Stride Freq. [Hz]	2.2	2.3	2.2	2.2	2.2	2.3	2.4	2.3					
Avg. Stride Length [m]	6.3	7.6	7.3	7.0	6.9	6.9	6.8	6.8					





Horse/Jockey Name	Earl Of Devon
Final Rank	4
Fastest Section Time (Section)	0:11.78 (1400m)
Top Speed [km/h] (Section)	66.7 (Overall)
Race State	Finished



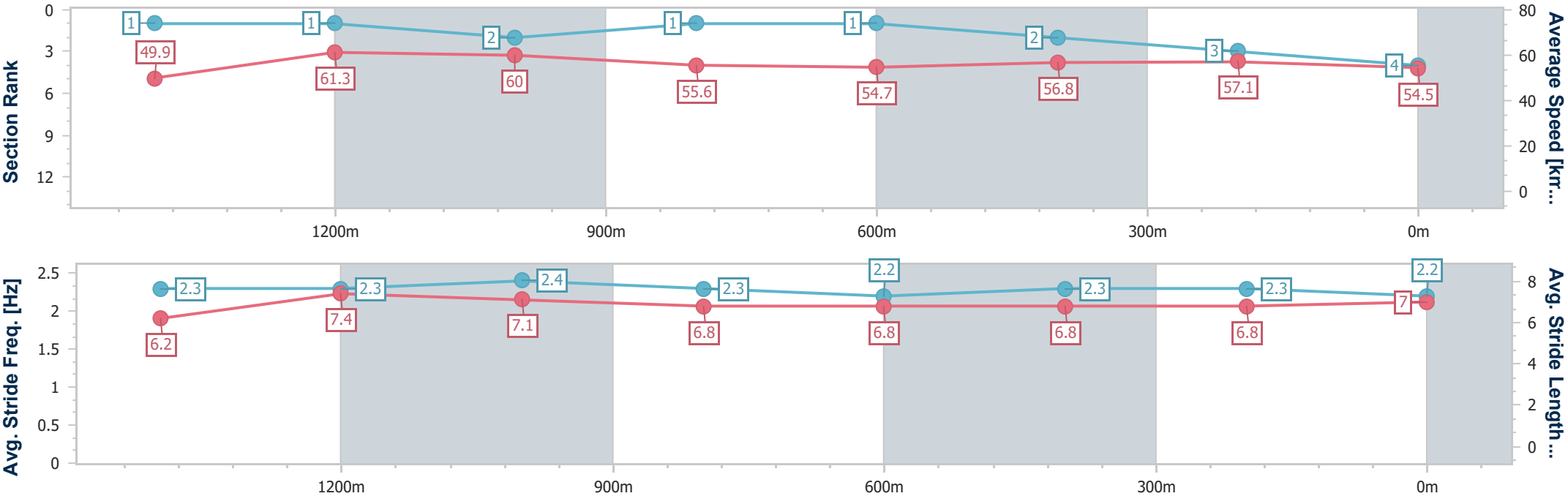
ToowoombaProfessional  
Race 6: P&L MCKELLAR CONCRETING Class 2 Handicap -  
1625m



31 May 2025 - 15:22

Track Rating: Soft 5, Weather: Overcast, Rail Position: +5m Entire

Section	Overall	1400m	1200m	1000m	800m	600m	400m	200m					
Section Times	1:44.88 [4] (0:16.27)	1:28.61 [1] (0:11.78)	1:16.83 [1] (0:11.99)	1:04.84 [2] (0:13.01)	0:51.83 [1] (0:13.28)	0:38.55 [1] (0:12.68)	0:25.87 [2] (0:12.63)	0:13.24 [3] (0:13.24)					
Average Speed [km/h]	49.9	61.3	60.0	55.6	54.7	56.8	57.1	54.5					
Top Speed [km/h]	66.7	65.4	61.9	58.1	56.3	58.3	57.5	57.1					
Avg. Dist. to Rail [m]	3.4	0.4	1.1	1.6	2.0	0.8	0.2	1.2					
Avg. Stride Freq. [Hz]	2.3	2.3	2.4	2.3	2.2	2.3	2.3	2.2					
Avg. Stride Length [m]	6.2	7.4	7.1	6.8	6.8	6.8	6.8	7.0					





Horse/Jockey Name	Azuki
Final Rank	5
Fastest Section Time (Section)	0:11.80 (1400m)
Top Speed [km/h] (Section)	67.1 (Overall)
Race State	Finished



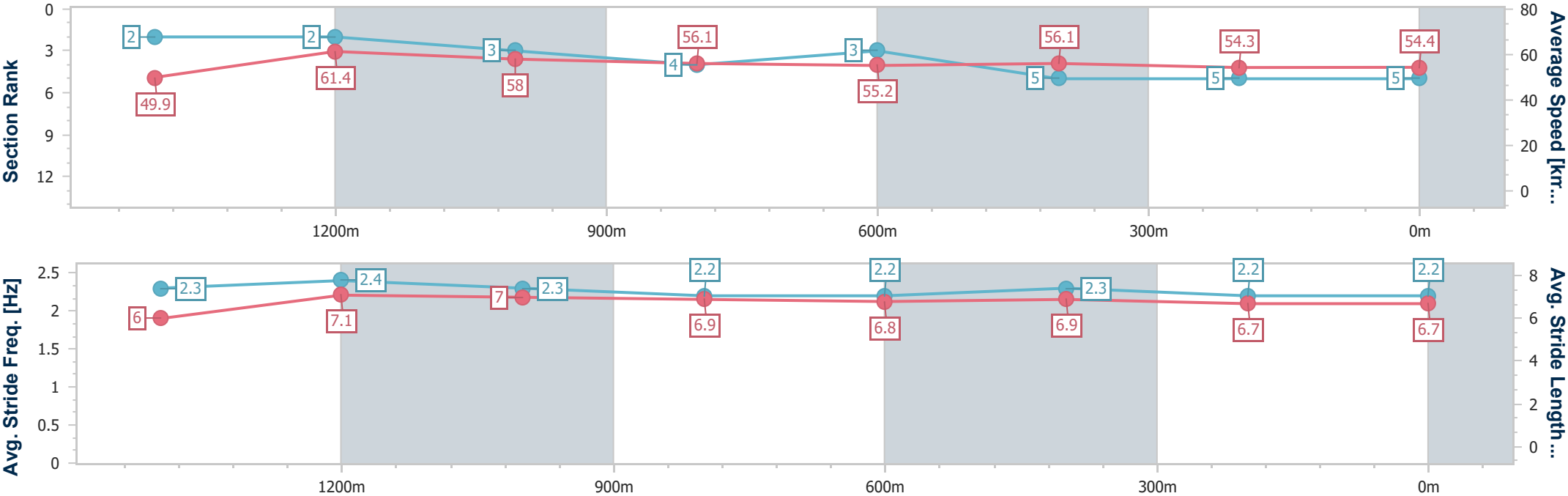
ToowoombaProfessional  
Race 6: P&L MCKELLAR CONCRETING Class 2 Handicap -  
1625m



31 May 2025 - 15:22

Track Rating: Soft 5, Weather: Overcast, Rail Position: +5m Entire

Section	Overall	1400m	1200m	1000m	800m	600m	400m	200m					
Section Times	1:46.02 [5] (0:16.27)	1:29.75 [2] (0:11.80)	1:17.95 [2] (0:12.38)	1:05.57 [3] (0:12.99)	0:52.58 [4] (0:13.16)	0:39.42 [3] (0:12.98)	0:26.44 [5] (0:13.22)	0:13.22 [5] (0:13.22)					
Average Speed [km/h]	49.9	61.4	58.0	56.1	55.2	56.1	54.3	54.4					
Top Speed [km/h]	67.1	65.2	58.8	57.6	57.6	57.4	55.1	55.1					
Avg. Dist. to Rail [m]	4.4	0.7	1.8	2.4	3.0	2.1	0.6	0.6					
Avg. Stride Freq. [Hz]	2.3	2.4	2.3	2.2	2.2	2.3	2.2	2.2					
Avg. Stride Length [m]	6.0	7.1	7.0	6.9	6.8	6.9	6.7	6.7					





Horse/Jockey Name	Struan Lad
Final Rank	6
Fastest Section Time (Section)	0:11.70 (1400m)
Top Speed [km/h] (Section)	64.6 (Overall)
Race State	Finished



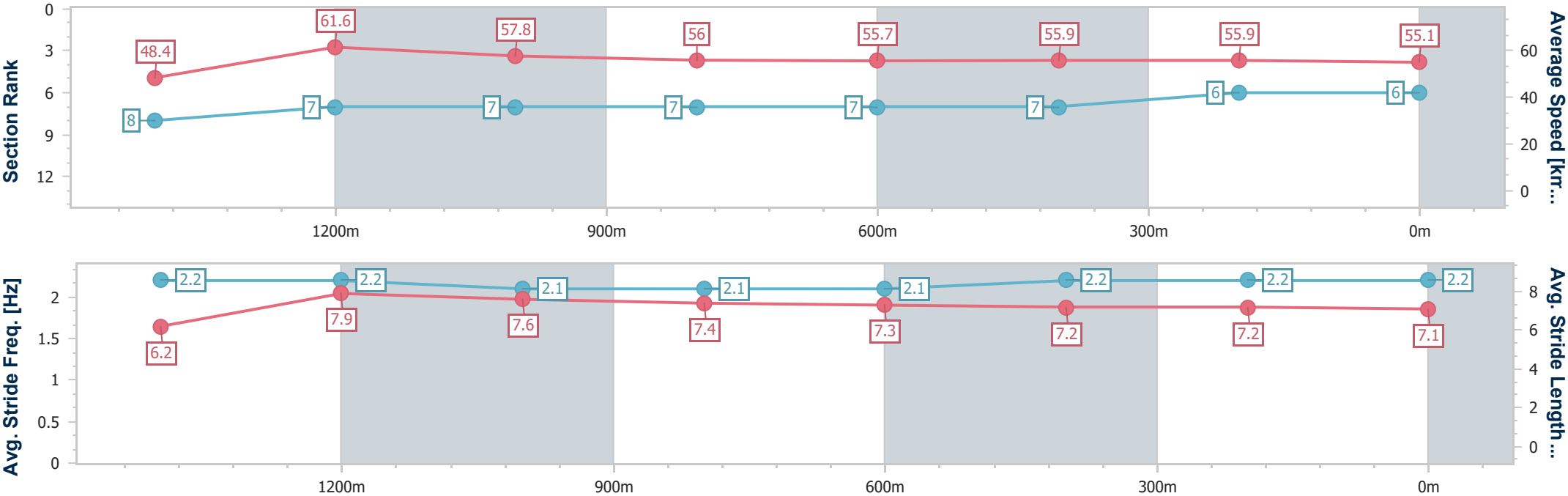
ToowoombaProfessional  
Race 6: P&L MCKELLAR CONCRETING Class 2 Handicap -  
1625m



31 May 2025 - 15:22

Track Rating: Soft 5, Weather: Overcast, Rail Position: +5m Entire

Section	Overall	1400m	1200m	1000m	800m	600m	400m	200m					
Section Times	1:46.03 [6] (0:16.88)	1:29.15 [8] (0:11.70)	1:17.45 [7] (0:12.50)	1:04.95 [7] (0:12.91)	0:52.04 [7] (0:13.04)	0:39.00 [7] (0:12.97)	0:26.03 [7] (0:12.97)	0:13.06 [6] (0:13.06)					
Average Speed [km/h]	48.4	61.6	57.8	56.0	55.7	55.9	55.9	55.1					
Top Speed [km/h]	64.6	63.7	59.6	58.3	56.7	56.6	56.7	56.2					
Avg. Dist. to Rail [m]	7.3	1.0	1.7	1.4	2.1	1.7	2.2	2.6					
Avg. Stride Freq. [Hz]	2.2	2.2	2.1	2.1	2.1	2.2	2.2	2.2					
Avg. Stride Length [m]	6.2	7.9	7.6	7.4	7.3	7.2	7.2	7.1					







Horse/Jockey Name	Mekanik
Final Rank	7
Fastest Section Time (Section)	0:11.88 (1400m)
Top Speed [km/h] (Section)	64.7 (Overall)
Race State	Finished



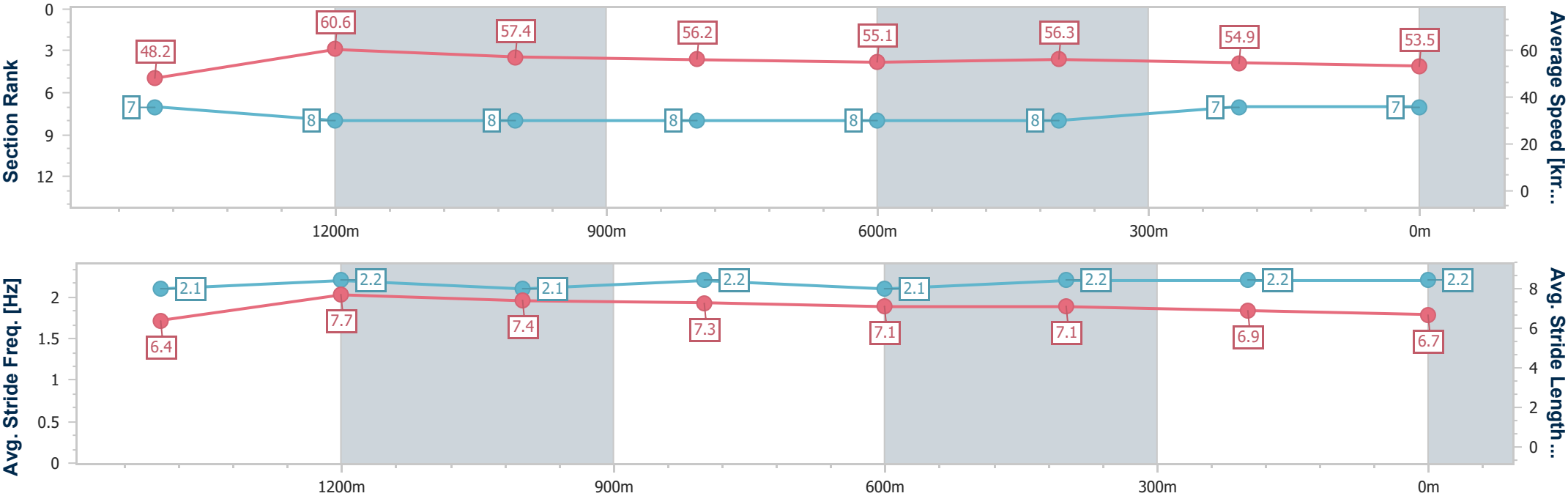
ToowoombaProfessional  
Race 6: P&L MCKELLAR CONCRETING Class 2 Handicap -  
1625m



31 May 2025 - 15:22

Track Rating: Soft 5, Weather: Overcast, Rail Position: +5m Entire

Section	Overall	1400m	1200m	1000m	800m	600m	400m	200m					
Section Times	1:46.62 [7] (0:16.84)	1:29.78 [7] (0:11.88)	1:17.90 [8] (0:12.54)	1:05.36 [8] (0:12.85)	0:52.51 [8] (0:13.15)	0:39.36 [8] (0:12.80)	0:26.56 [8] (0:13.12)	0:13.44 [7] (0:13.44)					
Average Speed [km/h]	48.2	60.6	57.4	56.2	55.1	56.3	54.9	53.5					
Top Speed [km/h]	64.7	64.2	58.6	58.3	57.2	58.2	56.0	54.9					
Avg. Dist. to Rail [m]	4.3	0.5	0.8	0.8	1.6	0.3	0.6	0.7					
Avg. Stride Freq. [Hz]	2.1	2.2	2.1	2.2	2.1	2.2	2.2	2.2					
Avg. Stride Length [m]	6.4	7.7	7.4	7.3	7.1	7.1	6.9	6.7					





Horse/Jockey Name	Merlmann
Final Rank	8
Fastest Section Time (Section)	0:11.79 (1400m)
Top Speed [km/h] (Section)	67.9 (Overall)
Race State	Finished



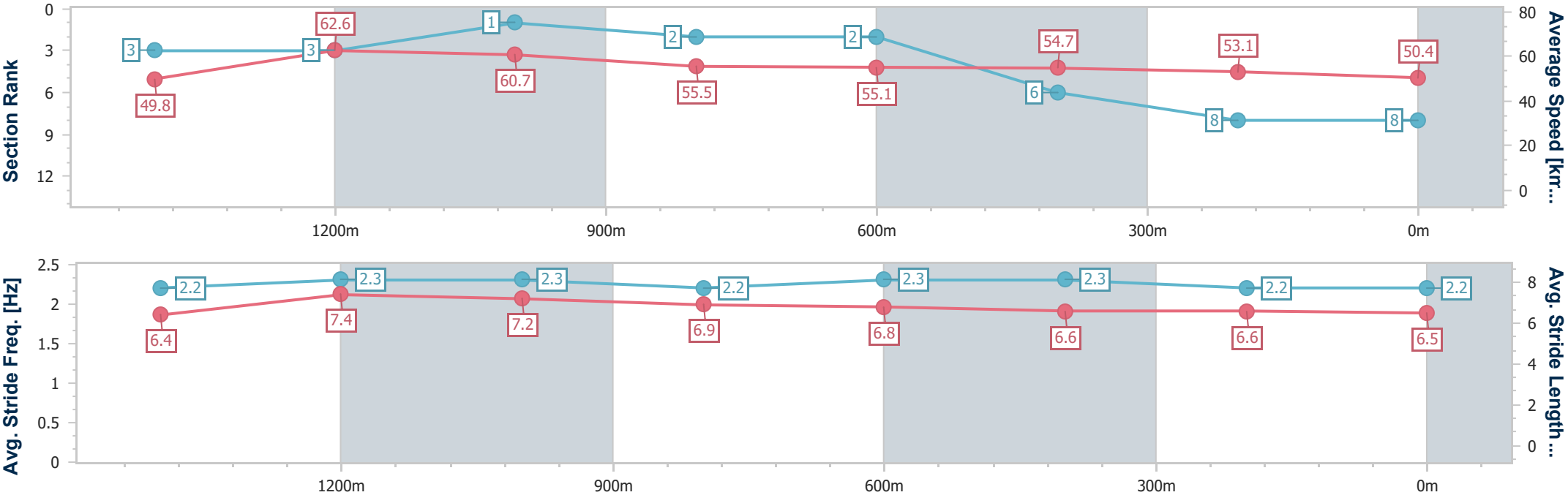
ToowoombaProfessional  
Race 6: P&L MCKELLAR CONCRETING Class 2 Handicap -  
1625m



31 May 2025 - 15:22

Track Rating: Soft 5, Weather: Overcast, Rail Position: +5m Entire

Section	Overall	1400m	1200m	1000m	800m	600m	400m	200m					
Section Times	1:47.53 [8] (0:16.32)	1:31.21 [3] (0:11.79)	1:19.42 [3] (0:11.89)	1:07.53 [1] (0:13.17)	0:54.36 [2] (0:13.17)	0:41.19 [2] (0:13.36)	0:27.83 [6] (0:13.55)	0:14.28 [8] (0:14.28)					
Average Speed [km/h]	49.8	62.6	60.7	55.5	55.1	54.7	53.1	50.4					
Top Speed [km/h]	67.9	66.2	62.3	58.4	55.9	55.4	53.7	53.1					
Avg. Dist. to Rail [m]	5.4	4.3	4.0	3.5	3.1	2.3	0.6	0.2					
Avg. Stride Freq. [Hz]	2.2	2.3	2.3	2.2	2.3	2.3	2.2	2.2					
Avg. Stride Length [m]	6.4	7.4	7.2	6.9	6.8	6.6	6.6	6.5					





# Toowoomba Professional

## Race 7: LIVEWIRED ELECTRICAL BENCHMARK 58 Handicap - 1300m

31 May 2025 - 16:04



Track Rating: Soft 5, Weather: Overcast, Rail Position: +5m Entire

Section						Overall	1200m	1000m	800m	600m	400m	Last 600m	
Field Times						1:21.95 (0:08.60)	1:13.35 (0:10.97)	1:02.38 (0:11.57)	0:50.81 (0:12.50)	0:38.31 (0:13.01)	0:25.30 (0:12.72)	0:38.31	
Rank	TAB	Horse/Jockey	Barrier	Top Speed [km/h]	Fastest Section								Distance Travelled [m]
1	1	CRACKER ESSGEE	5	66.5	0:08.65	1:21.95 [1]	1:13.30 [3]	1:02.13 [4]	0:50.37 [6]	0:37.88 [5]	0:25.07 [4]	0:37.88	
		Olivia Kendal		1200m	Overall	(0:08.65)	(0:11.17)	(0:11.76)	(0:12.49)	(0:12.81)	(0:12.49)		
2	9	TSUKINO	7	65.9	0:09.16	1:22.43 [2]	1:13.27 [8]	1:02.12 [8]	0:50.60 [8]	0:38.23 [7]	0:25.54 [5]	0:38.23 -8	
		Corey Bayliss		1200m	Overall	(0:09.16)	(0:11.15)	(0:11.52)	(0:12.37)	(0:12.69)	(0:12.90)		
3	2	ELEVEN BLACK	2	67.4	0:09.09	1:22.52 [3]	1:13.43 [7]	1:02.52 [7]	0:50.95 [5]	0:38.50 [4]	0:25.66 [3]	0:38.50 -9	
		Chelsea Baker		1200m	Overall	(0:09.09)	(0:10.91)	(0:11.57)	(0:12.45)	(0:12.84)	(0:12.88)		
4	11	CAILIN ALAINN	4	64.9	0:09.21	1:22.57 [4]	1:13.36 [9]	1:01.92 [9]	0:50.30 [9]	0:38.03 [9]	0:25.21 [9]	0:38.03 +1	
		Leah Martyn		1000m	Overall	(0:09.21)	(0:11.44)	(0:11.62)	(0:12.27)	(0:12.82)	(0:12.68)		
5	3	FORT WILLIAM	6	66.4	0:08.82	1:22.77 [5]	1:13.95 [6]	1:02.85 [6]	0:51.24 [4]	0:38.69 [6]	0:25.69 [7]	0:38.69 -1	
		Stacey Callow		1000m	Overall	(0:08.82)	(0:11.10)	(0:11.61)	(0:12.55)	(0:13.00)	(0:12.87)		
6	5	ZOUWALER	9	65.6	0:08.72	1:22.81 [6]	1:14.09 [5]	1:02.94 [5]	0:51.04 [7]	0:38.54 [8]	0:25.61 [8]	0:38.54 +5	
		Jake Molloy		1200m	Overall	(0:08.72)	(0:11.15)	(0:11.90)	(0:12.50)	(0:12.93)	(0:12.80)		
7	8	LITTLE SPARK	1	66.5	0:08.60	1:22.86 [7]	1:14.26 [1]	1:03.29 [1]	0:51.72 [1]	0:39.22 [1]	0:26.21 [1]	0:39.22 -5	
		Shania Willis		1200m	Overall	(0:08.60)	(0:10.97)	(0:11.57)	(0:12.50)	(0:13.01)	(0:12.92)		
8	6	ALLEZIZZY	3	67.2	0:08.71	1:23.83 [8]	1:15.12 [4]	1:04.24 [2]	0:52.52 [2]	0:39.85 [3]	0:27.07 [2]	0:39.85 -3	
		Kelsey Lenton		1200m	Overall	(0:08.71)	(0:10.88)	(0:11.72)	(0:12.67)	(0:12.78)	(0:13.19)		
9	10	ALONTRO	8	66.4	0:08.65	1:24.28 [9]	1:15.63 [2]	1:04.58 [3]	0:52.83 [3]	0:40.33 [2]	0:27.31 [6]	0:40.33 +2	
		Kenji Yoshida		1200m	Overall	(0:08.65)	(0:11.05)	(0:11.75)	(0:12.50)	(0:13.02)	(0:13.36)		

Scratched: Crimson Warning (#7), Mister Hemsworth (#4), Scribble (#12)



Toowoomba Professional  
Race 7: LIVEWIRED ELECTRICAL BENCHMARK 58 Handicap - 1300m  
31 May 2025 - 16:04



Track Rating: Soft 5, Weather: Overcast, Rail Position: +5m Entire

Section		Field Times		200m		Last 600m	
				0:12.58 (0:12.58)		0:38.31	
Rank	TAB	Horse/Jockey	Barrier	Top Speed [km/h]	Fastest Section	Margin	Distance Travelled [m]
1	1	CRACKER ESSGEE	5	66.5	0:08.65	0:12.58 [1]	1:21.95
		Olivia Kendal		1200m	Overall	(0:12.58)	0:37.88
2	9	TSUKINO	7	65.9	0:09.16	0:12.64 [4]	2.8L
		Corey Bayliss		1200m	Overall	(0:12.64)	0:38.23 -8
3	2	ELEVEN BLACK	2	67.4	0:09.09	0:12.78 [3]	3.3L
		Chelsea Baker		1200m	Overall	(0:12.78)	0:38.50 -9
4	11	CAILIN ALAINN	4	64.9	0:09.21	0:12.53 [8]	3.5L
		Leah Martyn		1000m	Overall	(0:12.53)	0:38.03 +1
5	3	FORT WILLIAM	6	66.4	0:08.82	0:12.82 [6]	4.5L
		Stacey Callow		1000m	Overall	(0:12.82)	0:38.69 -1
6	5	ZOUWALER	9	65.6	0:08.72	0:12.81 [7]	4.7L
		Jake Molloy		1200m	Overall	(0:12.81)	0:38.54 +5
7	8	LITTLE SPARK	1	66.5	0:08.60	0:13.29 [2]	4.9L
		Shania Willis		1200m	Overall	(0:13.29)	0:39.22 -5
8	6	ALLEZIZZY	3	67.2	0:08.71	0:13.88 [5]	10.4L
		Kelsey Lenton		1200m	Overall	(0:13.88)	0:39.85 -3
9	10	ALONTRO	8	66.4	0:08.65	0:13.95 [9]	12.9L
		Kenji Yoshida		1200m	Overall	(0:13.95)	0:40.33 +2

Scratched: Crimson Warning (#7), Mister Hemsworth (#4), Scribble (#12)



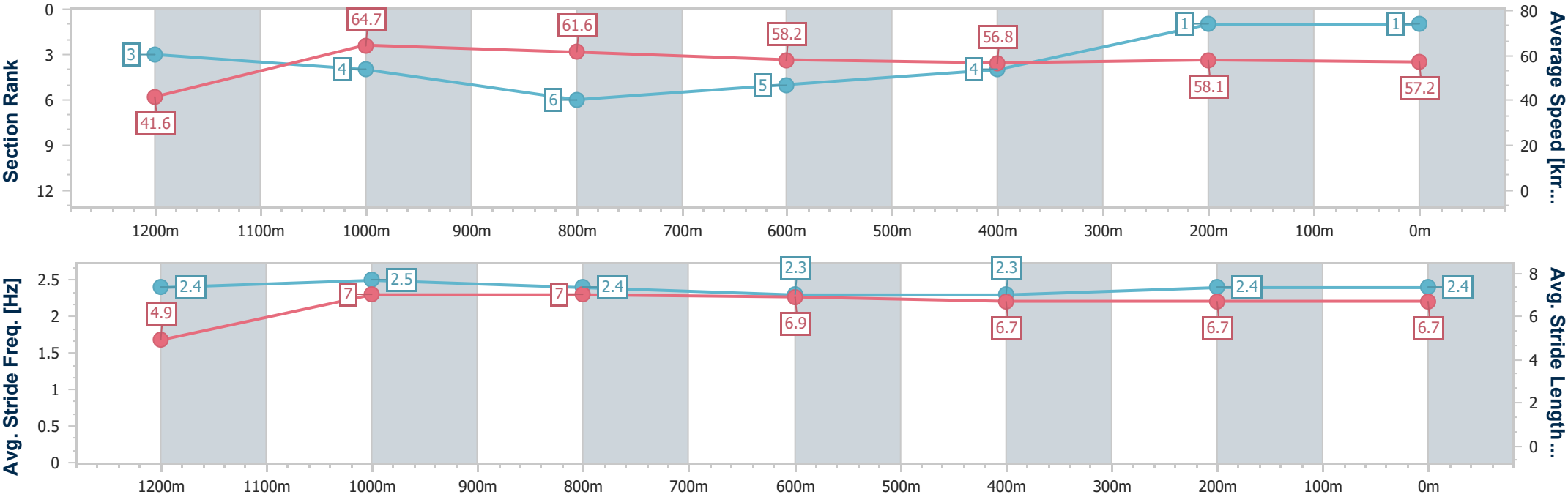
Horse/Jockey Name	Cracker Essgee
Final Rank	1
Fastest Section Time (Section)	0:08.65 (Overall)
Top Speed [km/h] (Section)	66.5 (1200m)
Race State	Finished



ToowoombaProfessional  
Race 7: LIVEWIRED ELECTRICAL BENCHMARK 58 Handicap - 1300m  
31 May 2025 - 16:04  
Track Rating: Soft 5, Weather: Overcast, Rail Position: +5m Entire



Section	Overall	1200m	1000m	800m	600m	400m	200m						
Section Times	1:21.95 [1] (0:08.65)	1:13.30 [3] (0:11.17)	1:02.13 [4] (0:11.76)	0:50.37 [6] (0:12.49)	0:37.88 [5] (0:12.81)	0:25.07 [4] (0:12.49)	0:12.58 [1] (0:12.58)						
Average Speed [km/h]	41.6	64.7	61.6	58.2	56.8	58.1	57.2						
Top Speed [km/h]	63.7	66.5	63.7	59.3	57.9	59.0	59.0						
Avg. Dist. to Rail [m]	2.8	0.6	1.8	2.8	2.4	1.8	2.0						
Avg. Stride Freq. [Hz]	2.4	2.5	2.4	2.3	2.3	2.4	2.4						
Avg. Stride Length [m]	4.9	7.0	7.0	6.9	6.7	6.7	6.7						





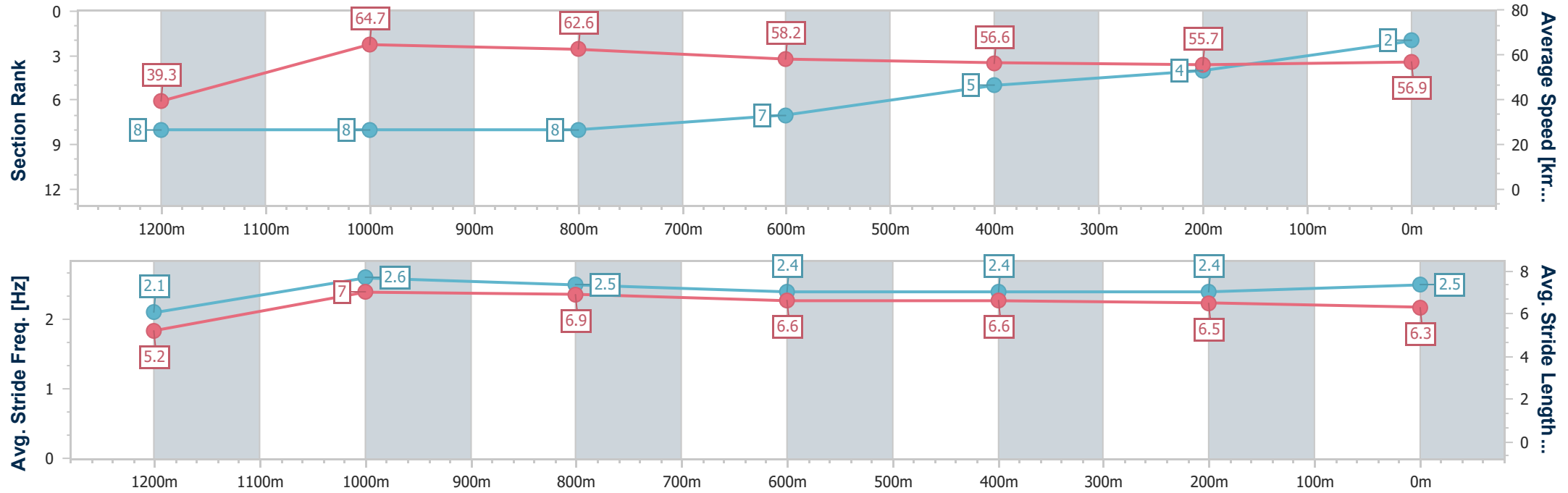
Horse/Jockey Name	Tsukino
Final Rank	2
Fastest Section Time (Section)	0:09.16 (Overall)
Top Speed [km/h] (Section)	65.9 (1200m)
Race State	Finished



ToowoombaProfessional  
Race 7: LIVEWIRED ELECTRICAL BENCHMARK 58 Handicap - 1300m  
31 May 2025 - 16:04  
Track Rating: Soft 5, Weather: Overcast, Rail Position: +5m Entire



Section	Overall	1200m	1000m	800m	600m	400m	200m						
Section Times	1:22.43 [2] (0:09.16)	1:13.27 [8] (0:11.15)	1:02.12 [8] (0:11.52)	0:50.60 [8] (0:12.37)	0:38.23 [7] (0:12.69)	0:25.54 [5] (0:12.90)	0:12.64 [4] (0:12.64)						
Average Speed [km/h]	39.3	64.7	62.6	58.2	56.6	55.7	56.9						
Top Speed [km/h]	60.6	65.9	65.5	59.9	58.2	57.1	57.6						
Avg. Dist. to Rail [m]	9.1	3.9	0.7	0.2	1.1	0.7	0.2						
Avg. Stride Freq. [Hz]	2.1	2.6	2.5	2.4	2.4	2.4	2.5						
Avg. Stride Length [m]	5.2	7.0	6.9	6.6	6.6	6.5	6.3						





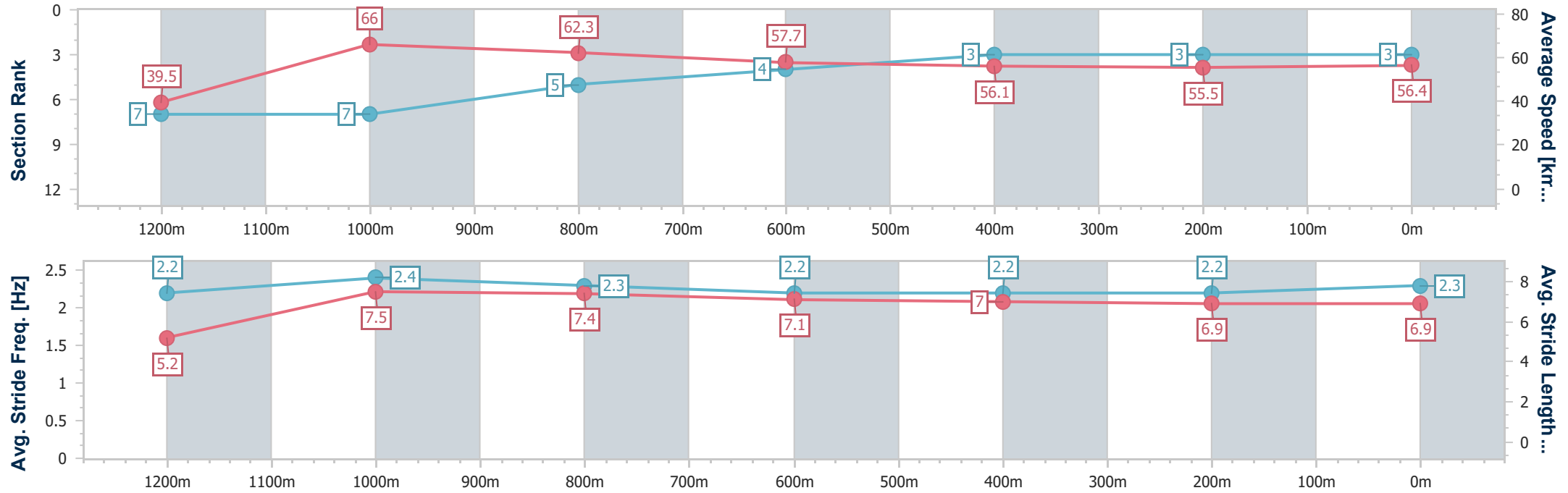
Horse/Jockey Name	Eleven Black
Final Rank	3
Fastest Section Time (Section)	0:09.09 (Overall)
Top Speed [km/h] (Section)	67.4 (1200m)
Race State	Finished



ToowoombaProfessional  
Race 7: LIVEWIRED ELECTRICAL BENCHMARK 58 Handicap - 1300m  
31 May 2025 - 16:04  
Track Rating: Soft 5, Weather: Overcast, Rail Position: +5m Entire



Section	Overall	1200m	1000m	800m	600m	400m	200m						
Section Times	1:22.52 [3] (0:09.09)	1:13.43 [7] (0:10.91)	1:02.52 [7] (0:11.57)	0:50.95 [5] (0:12.45)	0:38.50 [4] (0:12.84)	0:25.66 [3] (0:12.88)	0:12.78 [3] (0:12.78)						
Average Speed [km/h]	39.5	66.0	62.3	57.7	56.1	55.5	56.4						
Top Speed [km/h]	65.3	67.4	65.5	59.5	57.7	56.9	57.0						
Avg. Dist. to Rail [m]	4.2	0.5	0.4	0.3	0.5	0.8	1.2						
Avg. Stride Freq. [Hz]	2.2	2.4	2.3	2.2	2.2	2.2	2.3						
Avg. Stride Length [m]	5.2	7.5	7.4	7.1	7.0	6.9	6.9						





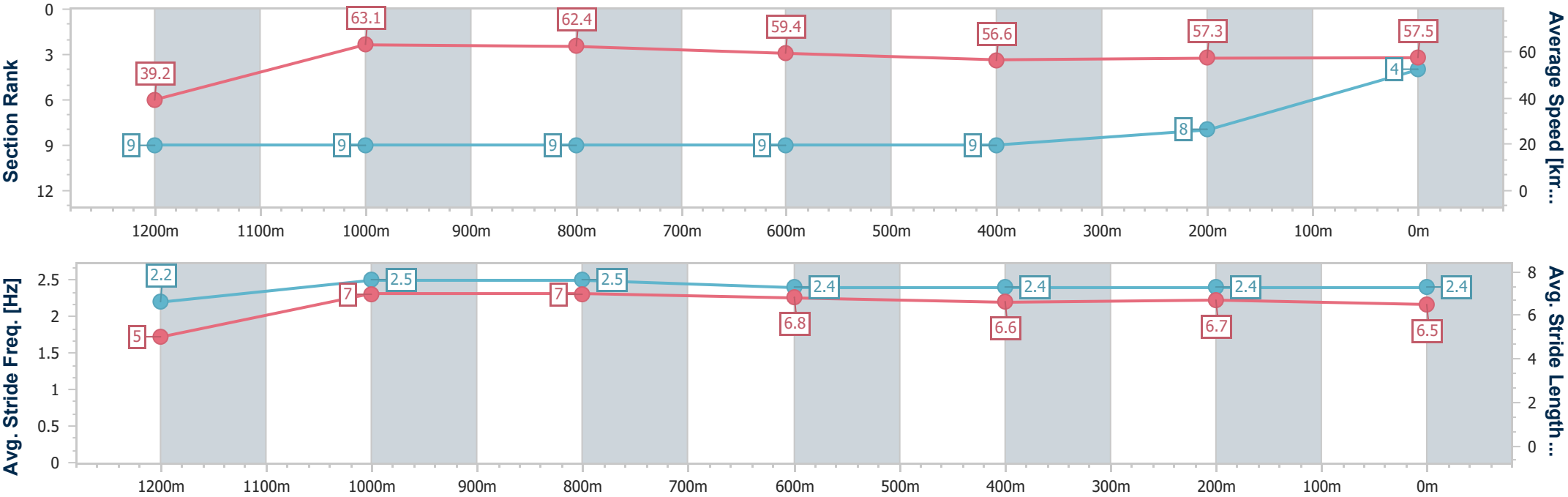
Horse/Jockey Name	Cailin Alainn
Final Rank	4
Fastest Section Time (Section)	0:09.21 (Overall)
Top Speed [km/h] (Section)	64.9 (1000m)
Race State	Finished



ToowoombaProfessional  
Race 7: LIVEWIRED ELECTRICAL BENCHMARK 58 Handicap - 1300m  
31 May 2025 - 16:04  
Track Rating: Soft 5, Weather: Overcast, Rail Position: +5m Entire



Section	Overall	1200m	1000m	800m	600m	400m	200m						
Section Times	1:22.57 [4] (0:09.21)	1:13.36 [9] (0:11.44)	1:01.92 [9] (0:11.62)	0:50.30 [9] (0:12.27)	0:38.03 [9] (0:12.82)	0:25.21 [9] (0:12.68)	0:12.53 [8] (0:12.53)						
Average Speed [km/h]	39.2	63.1	62.4	59.4	56.6	57.3	57.5						
Top Speed [km/h]	60.2	64.1	64.9	62.2	58.9	59.2	59.2						
Avg. Dist. to Rail [m]	6.3	2.5	2.7	3.6	1.8	3.3	5.8						
Avg. Stride Freq. [Hz]	2.2	2.5	2.5	2.4	2.4	2.4	2.4						
Avg. Stride Length [m]	5.0	7.0	7.0	6.8	6.6	6.7	6.5						







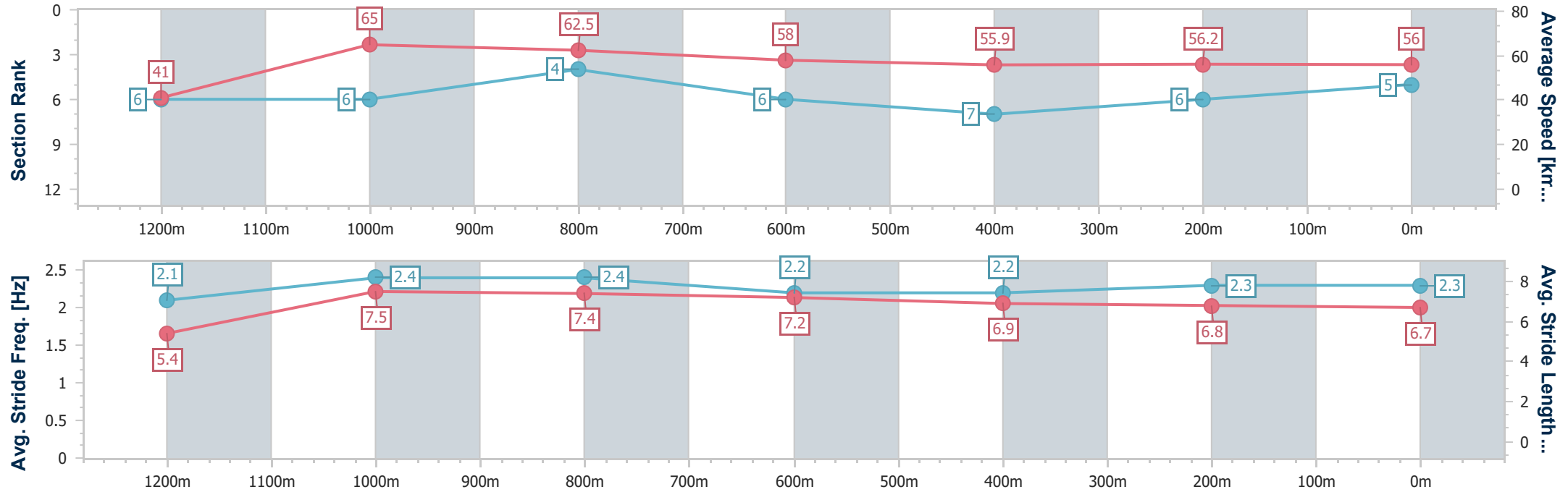
Horse/Jockey Name	Fort William
Final Rank	5
Fastest Section Time (Section)	0:08.82 (Overall)
Top Speed [km/h] (Section)	66.4 (1000m)
Race State	Finished



ToowoombaProfessional  
Race 7: LIVEWIRED ELECTRICAL BENCHMARK 58 Handicap -  
1300m  
31 May 2025 - 16:04  
Track Rating: Soft 5, Weather: Overcast, Rail Position: +5m Entire



Section	Overall	1200m	1000m	800m	600m	400m	200m						
Section Times	1:22.77 [5] (0:08.82)	1:13.95 [6] (0:11.10)	1:02.85 [6] (0:11.61)	0:51.24 [4] (0:12.55)	0:38.69 [6] (0:13.00)	0:25.69 [7] (0:12.87)	0:12.82 [6] (0:12.82)						
Average Speed [km/h]	41.0	65.0	62.5	58.0	55.9	56.2	56.0						
Top Speed [km/h]	62.4	66.3	66.4	59.5	57.3	58.1	58.2						
Avg. Dist. to Rail [m]	6.1	2.4	2.3	3.3	1.6	1.6	3.3						
Avg. Stride Freq. [Hz]	2.1	2.4	2.4	2.2	2.2	2.3	2.3						
Avg. Stride Length [m]	5.4	7.5	7.4	7.2	6.9	6.8	6.7						





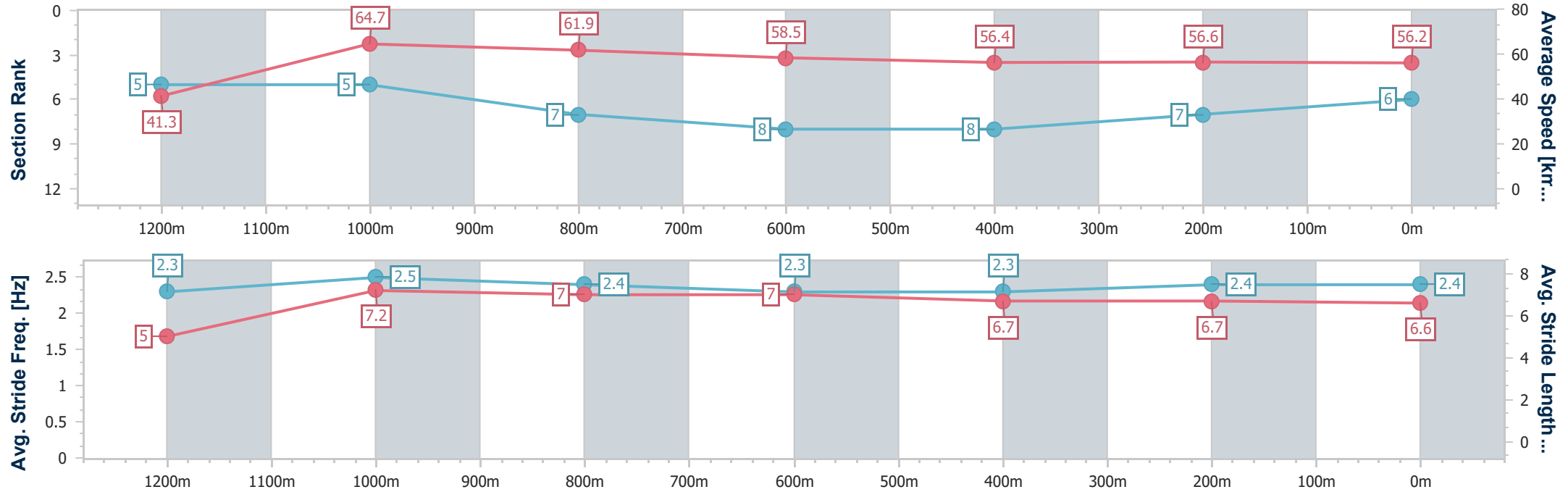
Horse/Jockey Name	Zouwaler
Final Rank	6
Fastest Section Time (Section)	0:08.72 (Overall)
Top Speed [km/h] (Section)	65.6 (1200m)
Race State	Finished



ToowoombaProfessional  
Race 7: LIVEWIRED ELECTRICAL BENCHMARK 58 Handicap - 1300m  
31 May 2025 - 16:04  
Track Rating: Soft 5, Weather: Overcast, Rail Position: +5m Entire



Section	Overall	1200m	1000m	800m	600m	400m	200m						
Section Times	1:22.81 [6] (0:08.72)	1:14.09 [5] (0:11.15)	1:02.94 [5] (0:11.90)	0:51.04 [7] (0:12.50)	0:38.54 [8] (0:12.93)	0:25.61 [8] (0:12.80)	0:12.81 [7] (0:12.81)						
Average Speed [km/h]	41.3	64.7	61.9	58.5	56.4	56.6	56.2						
Top Speed [km/h]	63.2	65.6	63.6	60.0	58.3	59.0	58.4						
Avg. Dist. to Rail [m]	8.1	5.2	6.4	4.6	2.0	2.6	3.9						
Avg. Stride Freq. [Hz]	2.3	2.5	2.4	2.3	2.3	2.4	2.4						
Avg. Stride Length [m]	5.0	7.2	7.0	7.0	6.7	6.7	6.6						





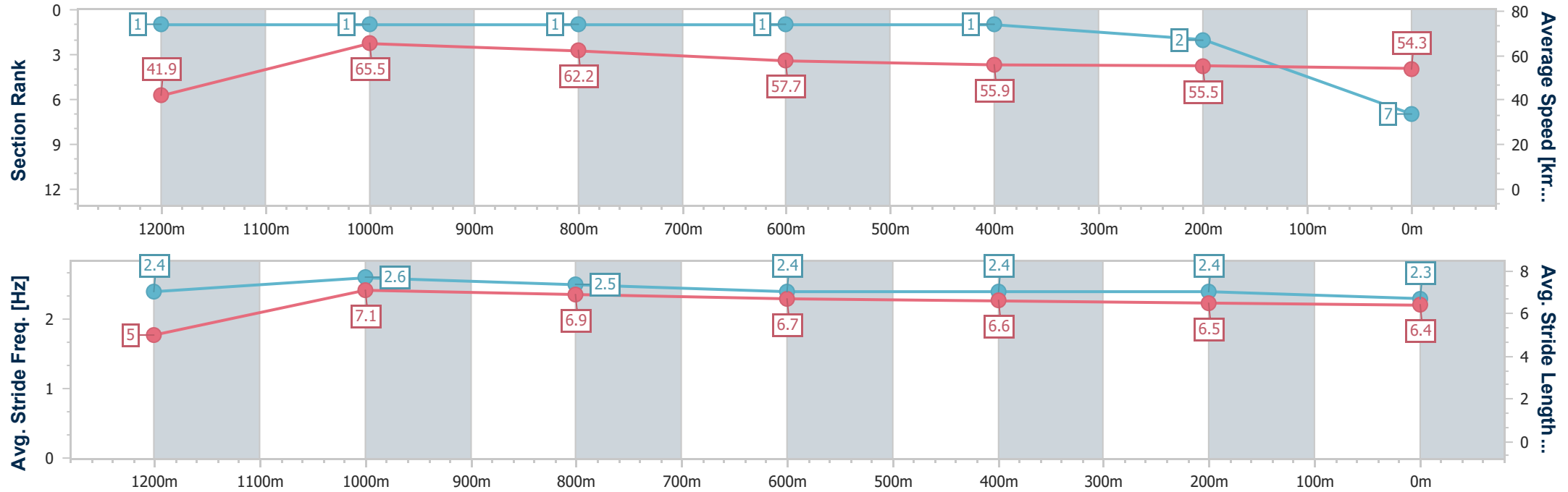
Horse/Jockey Name	Little Spark
Final Rank	7
Fastest Section Time (Section)	0:08.60 (Overall)
Top Speed [km/h] (Section)	66.5 (1200m)
Race State	Finished



ToowoombaProfessional  
Race 7: LIVEWIRED ELECTRICAL BENCHMARK 58 Handicap - 1300m  
31 May 2025 - 16:04  
Track Rating: Soft 5, Weather: Overcast, Rail Position: +5m Entire



Section	Overall	1200m	1000m	800m	600m	400m	200m						
Section Times	1:22.86 [7] (0:08.60)	1:14.26 [1] (0:10.97)	1:03.29 [1] (0:11.57)	0:51.72 [1] (0:12.50)	0:39.22 [1] (0:13.01)	0:26.21 [1] (0:12.92)	0:13.29 [2] (0:13.29)						
Average Speed [km/h]	41.9	65.5	62.2	57.7	55.9	55.5	54.3						
Top Speed [km/h]	64.9	66.5	65.3	59.9	57.2	56.4	55.4						
Avg. Dist. to Rail [m]	1.7	1.7	1.0	1.6	1.5	0.6	0.6						
Avg. Stride Freq. [Hz]	2.4	2.6	2.5	2.4	2.4	2.4	2.3						
Avg. Stride Length [m]	5.0	7.1	6.9	6.7	6.6	6.5	6.4						





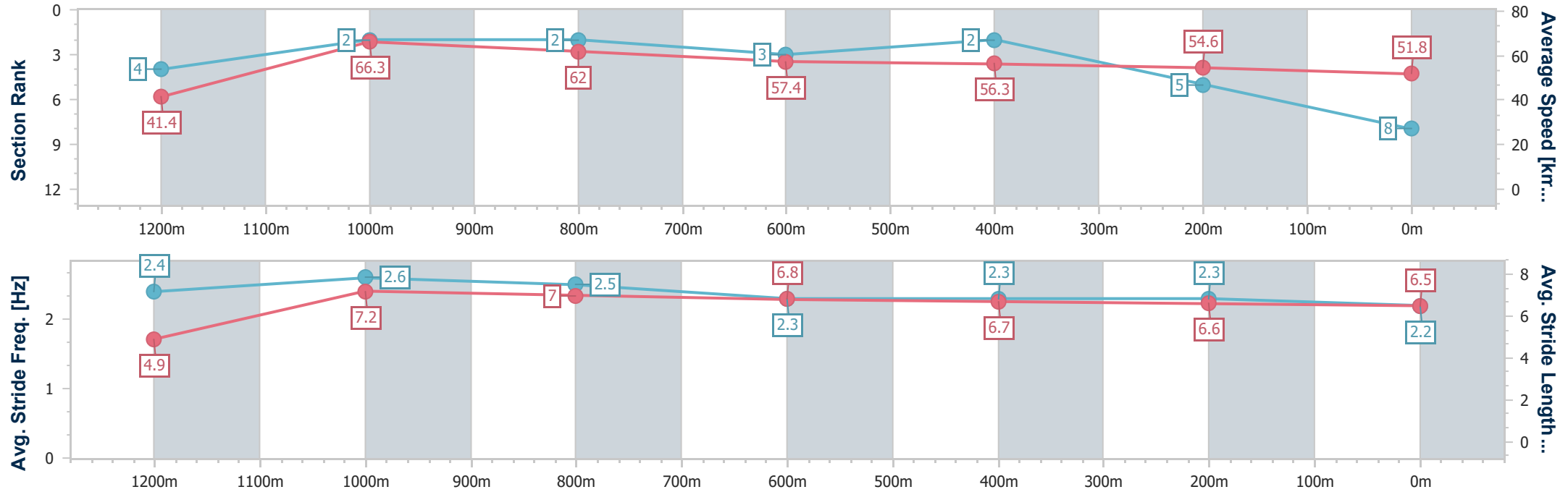
Horse/Jockey Name	Allezizzy
Final Rank	8
Fastest Section Time (Section)	0:08.71 (Overall)
Top Speed [km/h] (Section)	67.2 (1200m)
Race State	Finished



ToowoombaProfessional  
Race 7: LIVEWIRED ELECTRICAL BENCHMARK 58 Handicap - 1300m  
31 May 2025 - 16:04  
Track Rating: Soft 5, Weather: Overcast, Rail Position: +5m Entire



Section	Overall	1200m	1000m	800m	600m	400m	200m						
Section Times	1:23.83 [8] (0:08.71)	1:15.12 [4] (0:10.88)	1:04.24 [2] (0:11.72)	0:52.52 [2] (0:12.67)	0:39.85 [3] (0:12.78)	0:27.07 [2] (0:13.19)	0:13.88 [5] (0:13.88)						
Average Speed [km/h]	41.4	66.3	62.0	57.4	56.3	54.6	51.8						
Top Speed [km/h]	63.9	67.2	64.7	59.7	57.6	55.3	53.9						
Avg. Dist. to Rail [m]	5.4	2.7	3.3	2.8	0.7	0.6	1.0						
Avg. Stride Freq. [Hz]	2.4	2.6	2.5	2.3	2.3	2.3	2.2						
Avg. Stride Length [m]	4.9	7.2	7.0	6.8	6.7	6.6	6.5						





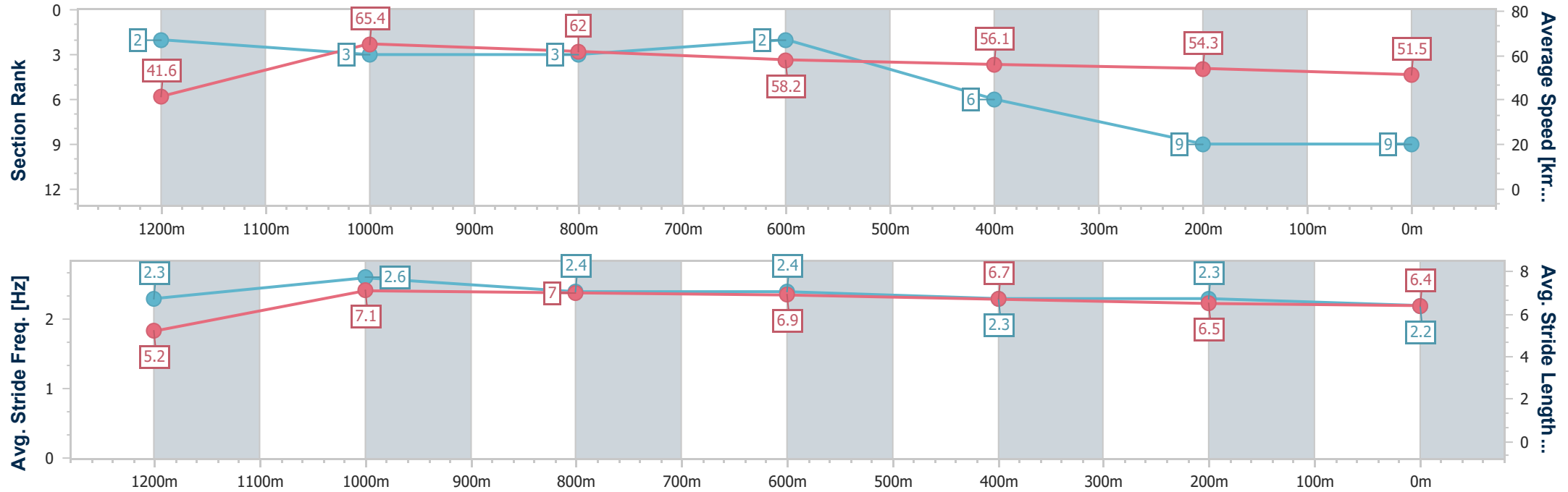
Horse/Jockey Name	Alontro
Final Rank	9
Fastest Section Time (Section)	0:08.65 (Overall)
Top Speed [km/h] (Section)	66.4 (1200m)
Race State	Finished



ToowoombaProfessional  
Race 7: LIVEWIRED ELECTRICAL BENCHMARK 58 Handicap -  
1300m  
31 May 2025 - 16:04  
Track Rating: Soft 5, Weather: Overcast, Rail Position: +5m Entire



Section	Overall	1200m	1000m	800m	600m	400m	200m						
Section Times	1:24.28 [9] (0:08.65)	1:15.63 [2] (0:11.05)	1:04.58 [3] (0:11.75)	0:52.83 [3] (0:12.50)	0:40.33 [2] (0:13.02)	0:27.31 [6] (0:13.36)	0:13.95 [9] (0:13.95)						
Average Speed [km/h]	41.6	65.4	62.0	58.2	56.1	54.3	51.5						
Top Speed [km/h]	63.7	66.4	64.6	59.4	58.3	55.5	55.1						
Avg. Dist. to Rail [m]	8.0	4.8	3.1	2.9	3.0	3.0	4.1						
Avg. Stride Freq. [Hz]	2.3	2.6	2.4	2.4	2.3	2.3	2.2						
Avg. Stride Length [m]	5.2	7.1	7.0	6.9	6.7	6.5	6.4						





Toowoomba Professional  
Race 8: BLACK TRUCK & AG BENCHMARK 58 Handicap - 1300m  
31 May 2025 - 16:40



Track Rating: Soft 5, Weather: Overcast, Rail Position: +5m Entire

Section						Overall	1200m	1000m	800m	600m	400m	Last 600m	
Field Times						1:22.24 (0:08.44)	1:13.80 (0:11.04)	1:02.76 (0:11.56)	0:51.20 (0:12.13)	0:39.07 (0:12.95)	0:26.12 (0:13.10)	0:39.07	
Rank	TAB	Horse/Jockey	Barrier	Top Speed [km/h]	Fastest Section								Distance Travelled [m]
1	9	BOOGA RAY	5	64.2	0:08.73	1:22.24 [1]	1:13.51 [5]	1:02.08 [5]	0:50.16 [5]	0:38.16 [5]	0:25.74 [4]	0:38.16	
		Shania Willis		1200m	Overall	(0:08.73)	(0:11.43)	(0:11.92)	(0:12.00)	(0:12.42)	(0:12.72)		
2	8	NETWORK ERROR	1	65.9	0:08.59	1:22.88 [2]	1:14.29 [3]	1:03.06 [3]	0:51.31 [3]	0:39.35 [3]	0:26.45 [3]	0:39.35	+0
		Jackson Murphy		1200m	Overall	(0:08.59)	(0:11.23)	(0:11.75)	(0:11.96)	(0:12.90)	(0:13.06)		
3	3	WORTHY ESSGEE	4	64.7	0:09.02	1:23.05 [3]	1:14.03 [8]	1:02.51 [8]	0:50.53 [8]	0:38.51 [8]	0:26.18 [6]	0:38.51	-3
		Olivia Kendal		1200m	Overall	(0:09.02)	(0:11.52)	(0:11.98)	(0:12.02)	(0:12.33)	(0:12.83)		
4	7	SHOUTS ALL DAY	7	66.0	0:09.50	1:23.33 [4]	1:13.83 [9]	1:02.34 [9]	0:50.61 [9]	0:38.39 [9]	0:26.00 [9]	0:38.39	-2
		Colleen Krahnen		1200m	Overall	(0:09.50)	(0:11.49)	(0:11.73)	(0:12.22)	(0:12.39)	(0:12.82)		
5	1	ARCTIC BEAR	9	67.8	0:08.69	1:23.34 [5]	1:14.65 [4]	1:03.75 [2]	0:52.15 [2]	0:40.11 [2]	0:27.22 [1]	0:40.11	-2
		Leah Martyn		1200m	Overall	(0:08.69)	(0:10.90)	(0:11.60)	(0:12.04)	(0:12.89)	(0:13.35)		
6	10	SHERWOOD'S ONE	2	64.5	0:08.76	1:23.82 [6]	1:15.06 [6]	1:03.62 [6]	0:51.55 [6]	0:39.33 [7]	0:26.74 [7]	0:39.33	-2
		Corey Bayliss		1200m	Overall	(0:08.76)	(0:11.44)	(0:12.07)	(0:12.22)	(0:12.59)	(0:13.24)		
7	11	MOET AT MIDNIGHT	6	65.6	0:08.54	1:23.88 [7]	1:15.34 [2]	1:04.02 [4]	0:52.23 [4]	0:40.16 [4]	0:27.34 [5]	0:40.16	+0
		Nozi Tomizawa		1200m	Overall	(0:08.54)	(0:11.32)	(0:11.79)	(0:12.07)	(0:12.82)	(0:13.44)		
8	5	ANYWAY YOU WANT IT	8	63.6	0:08.94	1:23.96 [8]	1:15.02 [7]	1:03.50 [7]	0:51.63 [7]	0:39.58 [6]	0:26.88 [8]	0:39.58	+0
		Les Tilley		1200m	Overall	(0:08.94)	(0:11.52)	(0:11.87)	(0:12.05)	(0:12.70)	(0:13.14)		
9	2	MARAVILLAS	3	66.4	0:08.44	1:27.39 [9]	1:18.95 [1]	1:07.91 [1]	0:56.35 [1]	0:44.22 [1]	0:31.08 [2]	0:44.22	-7
		Kelsey Lenton		1200m	Overall	(0:08.44)	(0:11.04)	(0:11.56)	(0:12.13)	(0:13.14)	(0:14.58)		

Scratched: Knowitall Frank (#12), Avoid The Misstres (#13), Irama (#4), Prophet Of Boom (#6)



Toowoomba Professional  
Race 8: BLACK TRUCK & AG BENCHMARK 58 Handicap - 1300m  
31 May 2025 - 16:40



Track Rating: Soft 5, Weather: Overcast, Rail Position: +5m Entire

Section		Field Times		200m		Last 600m			
				0:13.02 (0:13.02)		0:39.07			
Rank	TAB	Horse/Jockey	Barrier	Top Speed [km/h]	Fastest Section	Margin			Distance Travelled [m]
1	9	BOOGA RAY	5	64.2	0:08.73	0:13.02 [1]	1:22.24	0:38.16	
		Shania Willis		1200m	Overall	(0:13.02)			
2	8	NETWORK ERROR	1	65.9	0:08.59	0:13.39 [3]	3.5L	0:39.35	+0
		Jackson Murphy		1200m	Overall	(0:13.39)			
3	3	WORTHY ESSGEE	4	64.7	0:09.02	0:13.35 [4]	4.3L	0:38.51	-3
		Olivia Kendal		1200m	Overall	(0:13.35)			
4	7	SHOUTS ALL DAY	7	66.0	0:09.50	0:13.18 [6]	5.8L	0:38.39	-2
		Colleen Krahnen		1200m	Overall	(0:13.18)			
5	1	ARCTIC BEAR	9	67.8	0:08.69	0:13.87 [2]	5.9L	0:40.11	-2
		Leah Martyn		1200m	Overall	(0:13.87)			
6	10	SHERWOOD'S ONE	2	64.5	0:08.76	0:13.50 [8]	8.7L	0:39.33	-2
		Corey Bayliss		1200m	Overall	(0:13.50)			
7	11	MOET AT MIDNIGHT	6	65.6	0:08.54	0:13.90 [5]	8.9L	0:40.16	+0
		Nozi Tomizawa		1200m	Overall	(0:13.90)			
8	5	ANYWAY YOU WANT IT	8	63.6	0:08.94	0:13.74 [7]	9.3L	0:39.58	+0
		Les Tilley		1200m	Overall	(0:13.74)			
9	2	MARAVILLAS	3	66.4	0:08.44	0:16.50 [9]	29.3L	0:44.22	-7
		Kelsey Lenton		1200m	Overall	(0:16.50)			

Scratched: Knowitall Frank (#12), Avoid The Misstres (#13), Irama (#4), Prophet Of Boom (#6)



Horse/Jockey Name	Booga Ray
Final Rank	1
Fastest Section Time (Section)	0:08.73 (Overall)
Top Speed [km/h] (Section)	64.2 (1200m)
Race State	Finished



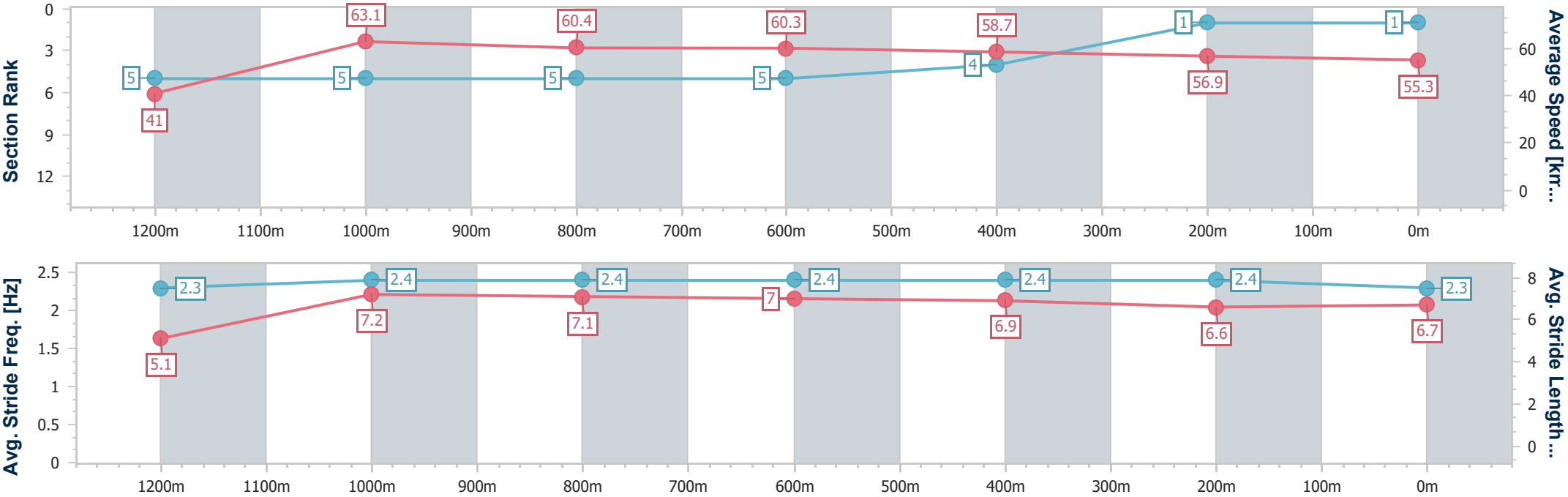
ToowoombaProfessional  
Race 8: BLACK TRUCK & AG BENCHMARK 58 Handicap -  
1300m



31 May 2025 - 16:40

Track Rating: Soft 5, Weather: Overcast, Rail Position: +5m Entire

Section	Overall	1200m	1000m	800m	600m	400m	200m						
Section Times	1:22.24 [1] (0:08.73)	1:13.51 [5] (0:11.43)	1:02.08 [5] (0:11.92)	0:50.16 [5] (0:12.00)	0:38.16 [5] (0:12.42)	0:25.74 [4] (0:12.72)	0:13.02 [1] (0:13.02)						
Average Speed [km/h]	41.0	63.1	60.4	60.3	58.7	56.9	55.3						
Top Speed [km/h]	61.4	64.2	61.8	61.6	60.3	57.9	56.0						
Avg. Dist. to Rail [m]	3.8	0.7	1.0	1.9	2.1	1.7	0.7						
Avg. Stride Freq. [Hz]	2.3	2.4	2.4	2.4	2.4	2.4	2.3						
Avg. Stride Length [m]	5.1	7.2	7.1	7.0	6.9	6.6	6.7						







Horse/Jockey Name	Network Error
Final Rank	2
Fastest Section Time (Section)	0:08.59 (Overall)
Top Speed [km/h] (Section)	65.9 (1200m)
Race State	Finished



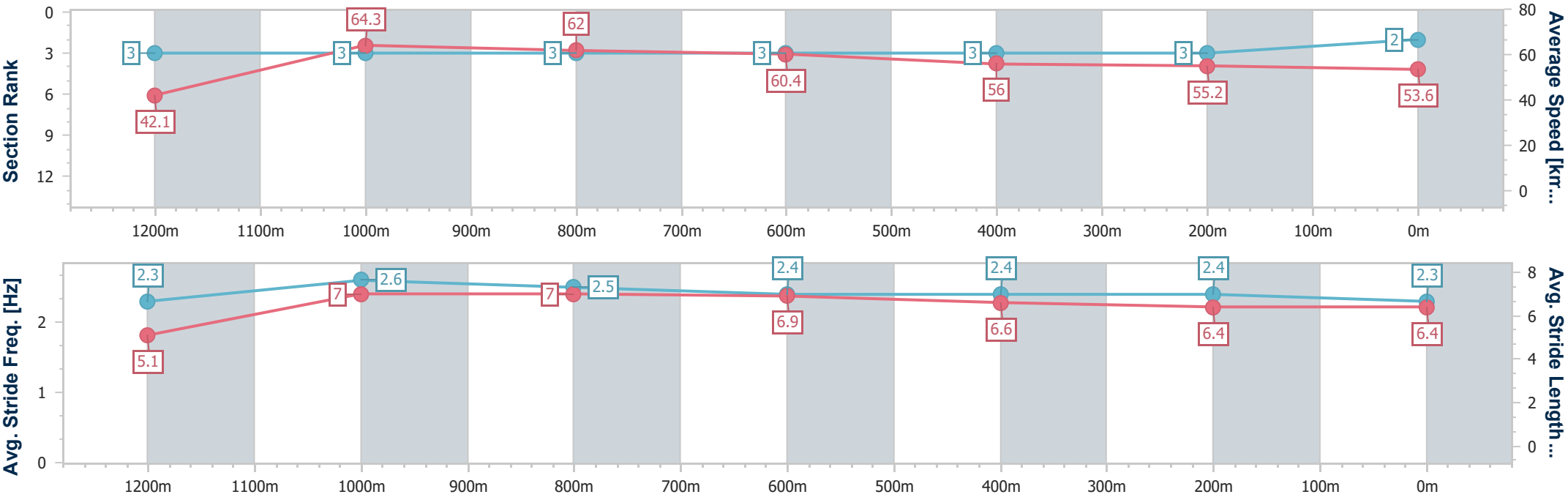
ToowoombaProfessional  
Race 8: BLACK TRUCK & AG BENCHMARK 58 Handicap -  
1300m



31 May 2025 - 16:40

Track Rating: Soft 5, Weather: Overcast, Rail Position: +5m Entire

Section	Overall	1200m	1000m	800m	600m	400m	200m						
Section Times	1:22.88 [2] (0:08.59)	1:14.29 [3] (0:11.23)	1:03.06 [3] (0:11.75)	0:51.31 [3] (0:11.96)	0:39.35 [3] (0:12.90)	0:26.45 [3] (0:13.06)	0:13.39 [3] (0:13.39)						
Average Speed [km/h]	42.1	64.3	62.0	60.4	56.0	55.2	53.6						
Top Speed [km/h]	63.5	65.9	64.1	61.2	58.5	55.8	54.9						
Avg. Dist. to Rail [m]	4.9	3.0	3.5	1.4	1.1	0.6	0.5						
Avg. Stride Freq. [Hz]	2.3	2.6	2.5	2.4	2.4	2.4	2.3						
Avg. Stride Length [m]	5.1	7.0	7.0	6.9	6.6	6.4	6.4						





Horse/Jockey Name	Worthy Essgee
Final Rank	3
Fastest Section Time (Section)	0:09.02 (Overall)
Top Speed [km/h] (Section)	64.7 (1200m)
Race State	Finished



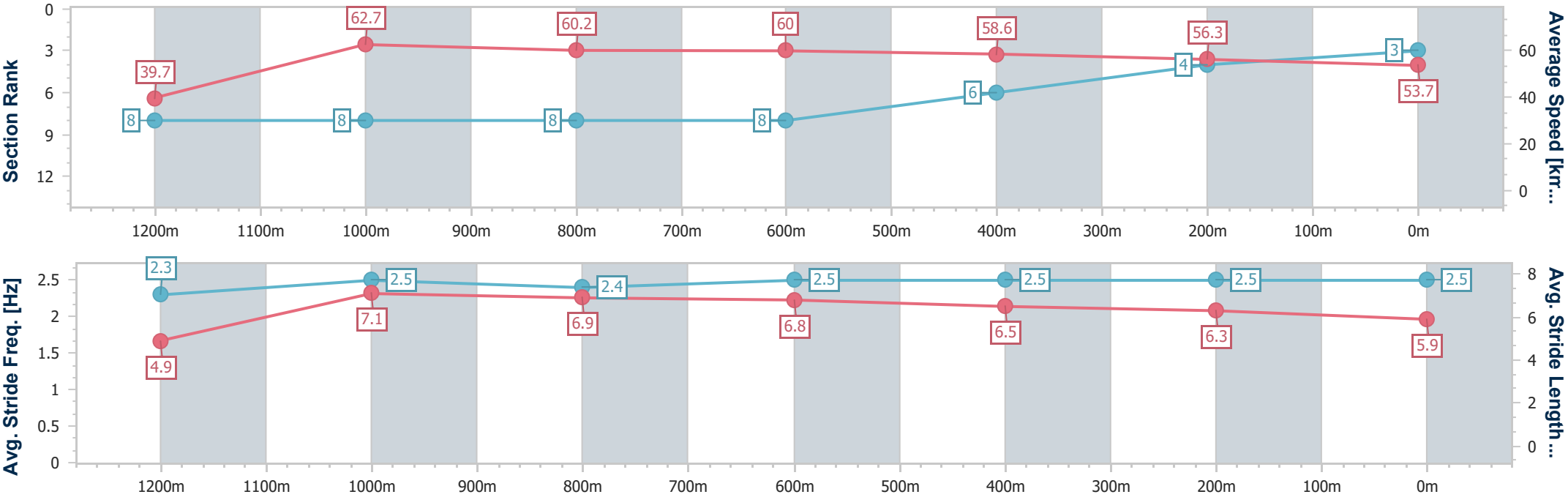
ToowoombaProfessional  
Race 8: BLACK TRUCK & AG BENCHMARK 58 Handicap -  
1300m



31 May 2025 - 16:40

Track Rating: Soft 5, Weather: Overcast, Rail Position: +5m Entire

Section	Overall	1200m	1000m	800m	600m	400m	200m						
Section Times	1:23.05 [3] (0:09.02)	1:14.03 [8] (0:11.52)	1:02.51 [8] (0:11.98)	0:50.53 [8] (0:12.02)	0:38.51 [8] (0:12.33)	0:26.18 [6] (0:12.83)	0:13.35 [4] (0:13.35)						
Average Speed [km/h]	39.7	62.7	60.2	60.0	58.6	56.3	53.7						
Top Speed [km/h]	60.3	64.7	61.4	60.9	60.3	57.2	56.9						
Avg. Dist. to Rail [m]	4.6	0.8	0.4	1.5	0.8	0.8	1.6						
Avg. Stride Freq. [Hz]	2.3	2.5	2.4	2.5	2.5	2.5	2.5						
Avg. Stride Length [m]	4.9	7.1	6.9	6.8	6.5	6.3	5.9						





Horse/Jockey Name	Shouts All Day
Final Rank	4
Fastest Section Time (Section)	0:09.50 (Overall)
Top Speed [km/h] (Section)	66.0 (1200m)
Race State	Finished



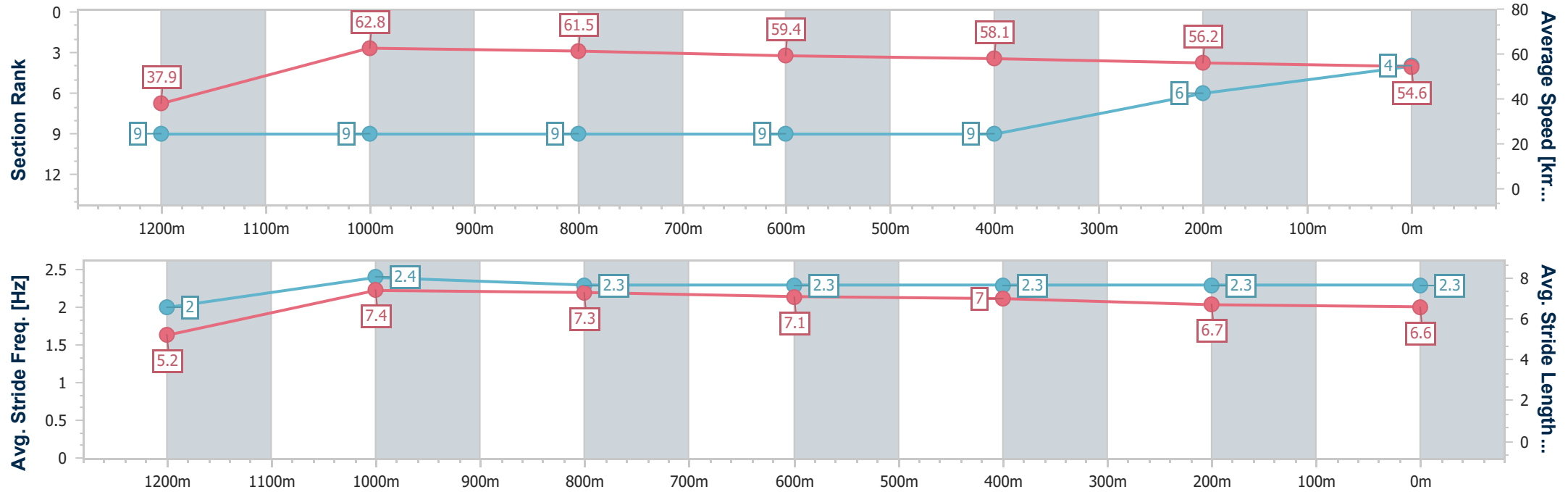
ToowoombaProfessional  
Race 8: BLACK TRUCK & AG BENCHMARK 58 Handicap -  
1300m



31 May 2025 - 16:40

Track Rating: Soft 5, Weather: Overcast, Rail Position: +5m Entire

Section	Overall	1200m	1000m	800m	600m	400m	200m						
Section Times	1:23.33 [4] (0:09.50)	1:13.83 [9] (0:11.49)	1:02.34 [9] (0:11.73)	0:50.61 [9] (0:12.22)	0:38.39 [9] (0:12.39)	0:26.00 [9] (0:12.82)	0:13.18 [6] (0:13.18)						
Average Speed [km/h]	37.9	62.8	61.5	59.4	58.1	56.2	54.6						
Top Speed [km/h]	59.6	66.0	63.0	60.4	59.5	57.9	56.7						
Avg. Dist. to Rail [m]	6.6	1.0	0.8	1.9	0.4	1.6	4.5						
Avg. Stride Freq. [Hz]	2.0	2.4	2.3	2.3	2.3	2.3	2.3						
Avg. Stride Length [m]	5.2	7.4	7.3	7.1	7.0	6.7	6.6						





Horse/Jockey Name	Arctic Bear
Final Rank	5
Fastest Section Time (Section)	0:08.69 (Overall)
Top Speed [km/h] (Section)	67.8 (1200m)
Race State	Finished



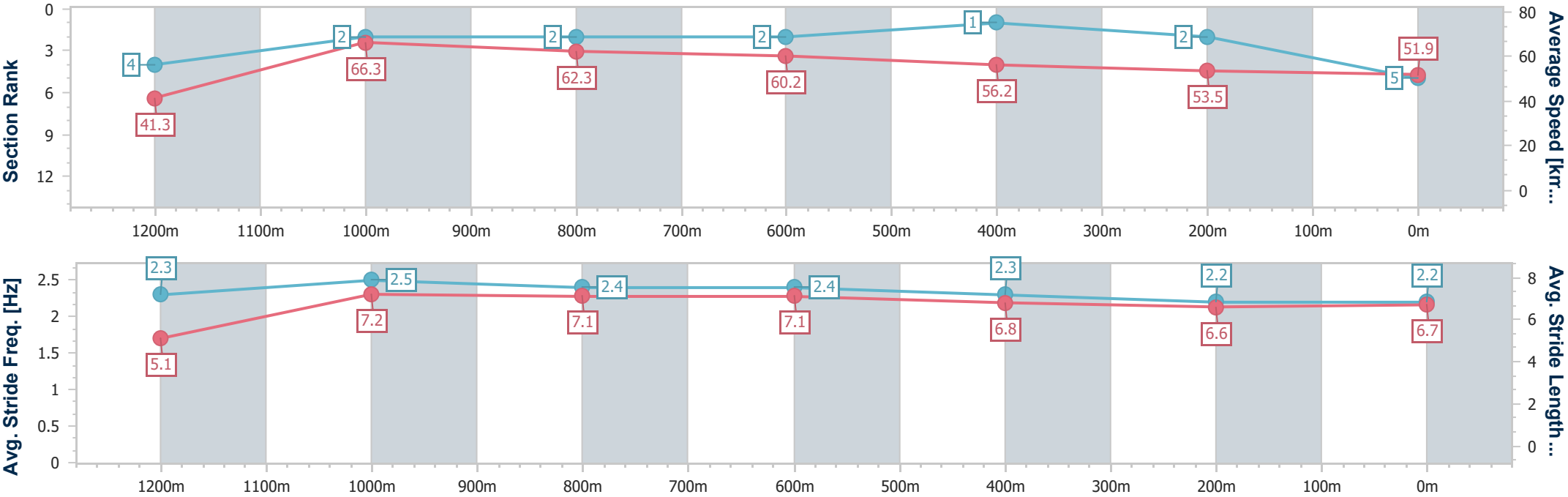
ToowoombaProfessional  
Race 8: BLACK TRUCK & AG BENCHMARK 58 Handicap -  
1300m



31 May 2025 - 16:40

Track Rating: Soft 5, Weather: Overcast, Rail Position: +5m Entire

Section	Overall	1200m	1000m	800m	600m	400m	200m						
Section Times	1:23.34 [5] (0:08.69)	1:14.65 [4] (0:10.90)	1:03.75 [2] (0:11.60)	0:52.15 [2] (0:12.04)	0:40.11 [2] (0:12.89)	0:27.22 [1] (0:13.35)	0:13.87 [2] (0:13.87)						
Average Speed [km/h]	41.3	66.3	62.3	60.2	56.2	53.5	51.9						
Top Speed [km/h]	64.8	67.8	63.9	61.9	58.4	54.0	53.4						
Avg. Dist. to Rail [m]	7.2	2.5	1.5	1.9	1.0	2.0	3.0						
Avg. Stride Freq. [Hz]	2.3	2.5	2.4	2.4	2.3	2.2	2.2						
Avg. Stride Length [m]	5.1	7.2	7.1	7.1	6.8	6.6	6.7						





Horse/Jockey Name	Sherwood's One
Final Rank	6
Fastest Section Time (Section)	0:08.76 (Overall)
Top Speed [km/h] (Section)	64.5 (1200m)
Race State	Finished



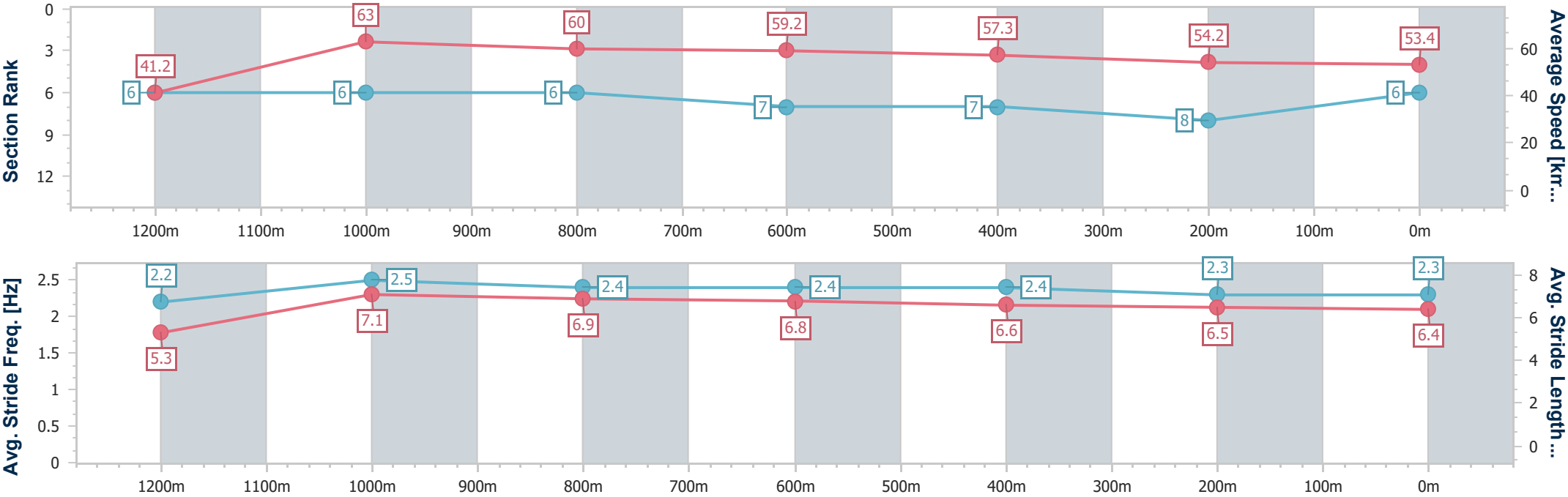
ToowoombaProfessional  
Race 8: BLACK TRUCK & AG BENCHMARK 58 Handicap -  
1300m



31 May 2025 - 16:40

Track Rating: Soft 5, Weather: Overcast, Rail Position: +5m Entire

Section	Overall	1200m	1000m	800m	600m	400m	200m						
Section Times	1:23.82 [6] (0:08.76)	1:15.06 [6] (0:11.44)	1:03.62 [6] (0:12.07)	0:51.55 [6] (0:12.22)	0:39.33 [7] (0:12.59)	0:26.74 [7] (0:13.24)	0:13.50 [8] (0:13.50)						
Average Speed [km/h]	41.2	63.0	60.0	59.2	57.3	54.2	53.4						
Top Speed [km/h]	62.0	64.5	61.4	60.4	59.6	56.2	54.6						
Avg. Dist. to Rail [m]	4.1	2.8	1.6	2.0	0.9	1.0	0.8						
Avg. Stride Freq. [Hz]	2.2	2.5	2.4	2.4	2.4	2.3	2.3						
Avg. Stride Length [m]	5.3	7.1	6.9	6.8	6.6	6.5	6.4						





Horse/Jockey Name	Moet At Midnight
Final Rank	7
Fastest Section Time (Section)	0:08.54 (Overall)
Top Speed [km/h] (Section)	65.6 (1200m)
Race State	Finished



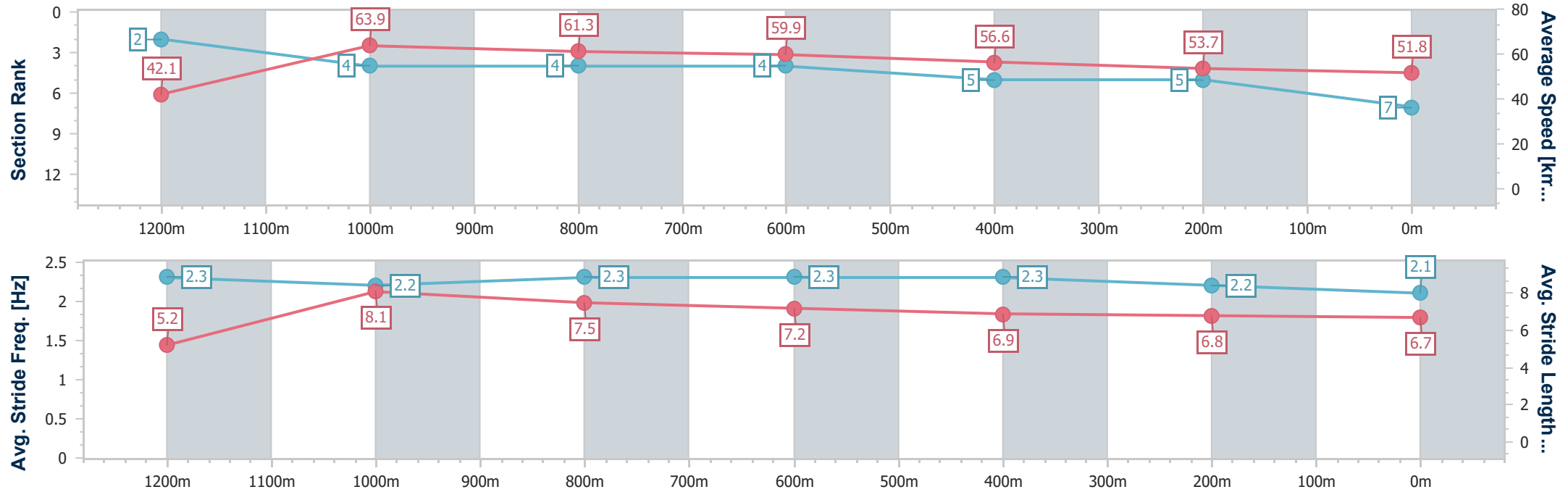
ToowoombaProfessional  
Race 8: BLACK TRUCK & AG BENCHMARK 58 Handicap -  
1300m



31 May 2025 - 16:40

Track Rating: Soft 5, Weather: Overcast, Rail Position: +5m Entire

Section	Overall	1200m	1000m	800m	600m	400m	200m						
Section Times	1:23.88 [7] (0:08.54)	1:15.34 [2] (0:11.32)	1:04.02 [4] (0:11.79)	0:52.23 [4] (0:12.07)	0:40.16 [4] (0:12.82)	0:27.34 [5] (0:13.44)	0:13.90 [5] (0:13.90)						
Average Speed [km/h]	42.1	63.9	61.3	59.9	56.6	53.7	51.8						
Top Speed [km/h]	62.8	65.6	62.4	60.7	59.5	55.7	52.6						
Avg. Dist. to Rail [m]	5.9	1.8	0.8	1.9	1.7	0.9	2.2						
Avg. Stride Freq. [Hz]	2.3	2.2	2.3	2.3	2.3	2.2	2.1						
Avg. Stride Length [m]	5.2	8.1	7.5	7.2	6.9	6.8	6.7						





Horse/Jockey Name	Anyway You Want It
Final Rank	8
Fastest Section Time (Section)	0:08.94 (Overall)
Top Speed [km/h] (Section)	63.6 (1200m)
Race State	Finished



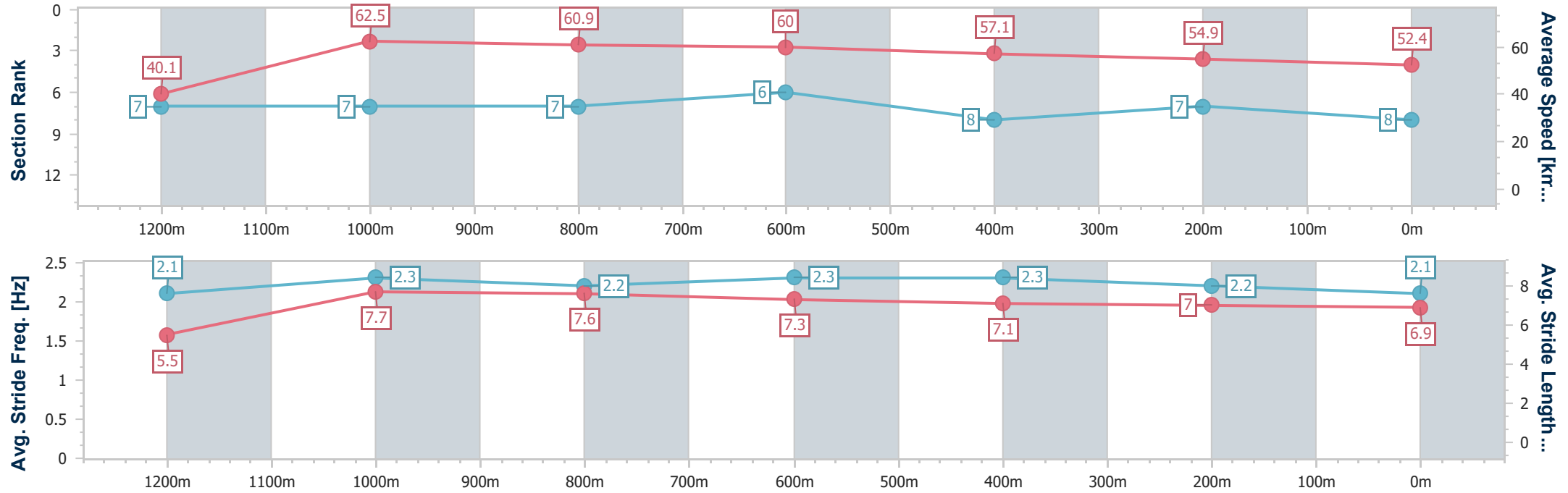
ToowoombaProfessional  
Race 8: BLACK TRUCK & AG BENCHMARK 58 Handicap -  
1300m



31 May 2025 - 16:40

Track Rating: Soft 5, Weather: Overcast, Rail Position: +5m Entire

Section	Overall	1200m	1000m	800m	600m	400m	200m						
Section Times	1:23.96 [8] (0:08.94)	1:15.02 [7] (0:11.52)	1:03.50 [7] (0:11.87)	0:51.63 [7] (0:12.05)	0:39.58 [6] (0:12.70)	0:26.88 [8] (0:13.14)	0:13.74 [7] (0:13.74)						
Average Speed [km/h]	40.1	62.5	60.9	60.0	57.1	54.9	52.4						
Top Speed [km/h]	61.2	63.6	61.5	60.9	59.2	55.9	54.7						
Avg. Dist. to Rail [m]	7.5	2.5	1.2	1.1	1.6	1.7	4.3						
Avg. Stride Freq. [Hz]	2.1	2.3	2.2	2.3	2.3	2.2	2.1						
Avg. Stride Length [m]	5.5	7.7	7.6	7.3	7.1	7.0	6.9						





Horse/Jockey Name	Maravillas
Final Rank	9
Fastest Section Time (Section)	0:08.44 (Overall)
Top Speed [km/h] (Section)	66.4 (1200m)
Race State	Finished



ToowoombaProfessional  
Race 8: BLACK TRUCK & AG BENCHMARK 58 Handicap -  
1300m



31 May 2025 - 16:40

Track Rating: Soft 5, Weather: Overcast, Rail Position: +5m Entire

Section	Overall	1200m	1000m	800m	600m	400m	200m						
Section Times	1:27.39 [9] (0:08.44)	1:18.95 [1] (0:11.04)	1:07.91 [1] (0:11.56)	0:56.35 [1] (0:12.13)	0:44.22 [1] (0:13.14)	0:31.08 [2] (0:14.58)	0:16.50 [9] (0:16.50)						
Average Speed [km/h]	42.7	65.4	62.1	59.3	54.6	49.0	43.5						
Top Speed [km/h]	63.5	66.4	64.6	61.7	58.1	51.9	46.6						
Avg. Dist. to Rail [m]	3.5	1.3	1.3	0.6	1.1	1.7	1.8						
Avg. Stride Freq. [Hz]	2.2	2.5	2.4	2.3	2.3	2.1	2.0						
Avg. Stride Length [m]	5.4	7.4	7.2	7.0	6.6	6.3	6.0						

