DoombenProfessional

Race 1: BECOME A BRC MEMBER QTIS Two-Year-Old Maiden Plate - 1110m

04 June 2025 - 11:29

BRISBANE RACING CLUB

Track Rating: Soft 6, Weather: Fine, Rail Position: +7m Entire

Section	Overall	1000m	800m	600m	400m	200m	Last 600m
Field Times	1:06.24 (0:08.33)	0:57.91 (0:10.32)	0:47.59 (0:11.24)	0:36.35 (0:11.65)	0:24.70 (0:11.60)	0:13.10 (0:13.10)	0:36.35

Rank	TAB	Horse/Jockey	Barrier	Top Speed [km/h]	Fastest Section	Overall	1000m	800m	600m	400m	200m	Margin	Last 600m	Distance Travelled [m]
1	1	CERTIFIED COPY	3	71.0	0:08.35	1:06.24 [1]	0:57.89 [3]	0:47.45 [2]	0:36.22 [2]	0:24.69 [2]	0:13.10 [1]	1:06.24	0:36.22	
		Kyle Wilson-Taylor		1000m	Overall	(0:08.35)	(0:10.44)	(0:11.23)	(0:11.53)	(0:11.59)	(0:13.10)			
2	3	MINGELA	2	71.8	0:08.33	1:06.55 [2]	0:58.22 [1]	0:47.90 [1]	0:36.66 [1]	0:25.01 [1]	0:13.30 [2]	1.8L	0:36.66	+4
		Craig Williams		1000m	Overall	(0:08.33)	(0:10.32)	(0:11.24)	(0:11.65)	(0:11.71)	(0:13.30)			
3	6	DIALIDAE	5	68.3	0:08.64	1:06.63 [3]	0:57.99 [7]	0:47.16 [7]	0:35.78 [8]	0:23.95 [9]	0:12.27 [6]	2.28L	0:35.78	+1
		Luke Dempsey		1000m	Overall	(0:08.64)	(0:10.83)	(0:11.38)	(0:11.83)	(0:11.68)	(0:12.27)			
4	5	BLITZWATER	4	70.5	0:08.57	1:06.85 [4]	0:58.28 [5]	0:47.75 [4]	0:36.62 [4]	0:25.17 [4]	0:13.29 [3]	3.56L	0:36.62	-1
		Jag Guthmann-Chester		1000m	Overall	(0:08.57)	(0:10.53)	(0:11.13)	(0:11.45)	(0:11.88)	(0:13.29)			
5	16	SHEMAKESMENERVOUS	1	69.9	0:08.63	1:07.07 [5]	0:58.44 [6]	0:47.81 [5]	0:36.64 [5]	0:24.83 [5]	0:12.91 [5]	4.85L	0:36.64	+1
		Andrew Mallyon		1000m	Overall	(0:08.63)	(0:10.63)	(0:11.17)	(0:11.81)	(0:11.92)	(0:12.91)			
6	13	SHARPOY	12	69.2	0:08.56	1:07.33 [6]	0:58.77 [4]	0:48.02 [6]	0:36.81 [6]	0:24.93 [6]	0:12.94 [7]	6.38L	0:36.81	+4
		Cobi Vitler		1000m	Overall	(0:08.56)	(0:10.75)	(0:11.21)	(0:11.88)	(0:11.99)	(0:12.94)			
7	2	I'M LUCKY TWO	8	69.2	0:08.34	1:07.72 [7]	0:59.38 [2]	0:48.78 [3]	0:37.60 [3]	0:26.05 [3]	0:13.91 [4]	8.68L	0:37.60	+4
		Emily Lang		1000m	Overall	(0:08.34)	(0:10.60)	(0:11.18)	(0:11.55)	(0:12.14)	(0:13.91)			
8	18	EUPHORIC MISS	6	67.4	0:08.78	1:07.73 [8]	0:58.95 [8]	0:47.93 [9]	0:36.75 [9]	0:25.09 [8]	0:13.24 [8]	8.77L	0:36.75	+5
		Samantha Collett		1000m	Overall	(0:08.78)	(0:11.02)	(0:11.18)	(0:11.66)	(0:11.85)	(0:13.24)			
9	8	FIVE OF US	11	67.1	0:08.79	1:07.76 [9]	0:58.97 [9]	0:47.85 [10]	0:36.65 [10]	0:25.08 [10]	0:13.08 [9]	8.91L	0:36.65	+2
		Georgina Cartwright		800m	Overall	(0:08.79)	(0:11.12)	(0:11.20)	(0:11.57)	(0:12.00)	(0:13.08)			
10	7	DIVERSITY	10	67.1	0:08.89	1:07.79 [10]	0:58.90 [10]	0:48.17 [8]	0:36.96 [7]	0:25.23 [7]	0:13.06 [10]	9.12L	0:36.96	+1
		Robbie Dolan		1000m	Overall	(0:08.89)	(0:10.73)	(0:11.21)	(0:11.73)	(0:12.17)	(0:13.06)			

Scratched: Kahlua Girl (#11), Ready For Aimee (#12), Summation (#4), Flying Sammi (#9), Wannabe Brutal (#15), Gypsy Wish (#10), Unfaithful (#14), Emjay Star (#17)

[ ]	Ranking at each section and finish	SCN	Saddle cloth number
-:--.--	No data available at this section	DNF	Did not finish
NA	No data available	DNT	Did not track

data processed by TRIPLESDATA

Horse/Jockey Name	Certified Copy
Final Rank	1
Fastest Section Time (Section)	0:08.35 (Overall)
Top Speed [km/h] (Section)	71.0 (1000m)
Race State	Finished

TAB

DoombenProfessional

Race 1: BECOME A BRC MEMBER QTIS Two-Year-Old Maiden Plate - 1110m

04 June 2025 - 11:29

Track Rating: Soft 6, Weather: Fine, Rail Position: +7m Entire

BRISBANE RACING CLUB

Section	Overall	1000m	800m	600m	400m	200m
Section Times	1:06.24 [1] (0:08.35)	0:57.89 [3] (0:10.44)	0:47.45 [2] (0:11.23)	0:36.22 [2] (0:11.53)	0:24.69 [2] (0:11.59)	0:13.10 [1] (0:13.10)
Average Speed [km/h]	47.4	69.2	65.0	62.1	61.8	54.9
Top Speed [km/h]	67.9	71.0	67.9	63.4	62.9	59.3
Avg. Dist. to Rail [m]	1.9	1.4	2.4	1.6	1.9	0.4
Avg. Stride Freq. [Hz]	2.4	2.4	2.3	2.3	2.3	2.2
Avg. Stride Length [m]	5.4	7.9	7.8	7.6	7.6	7.0

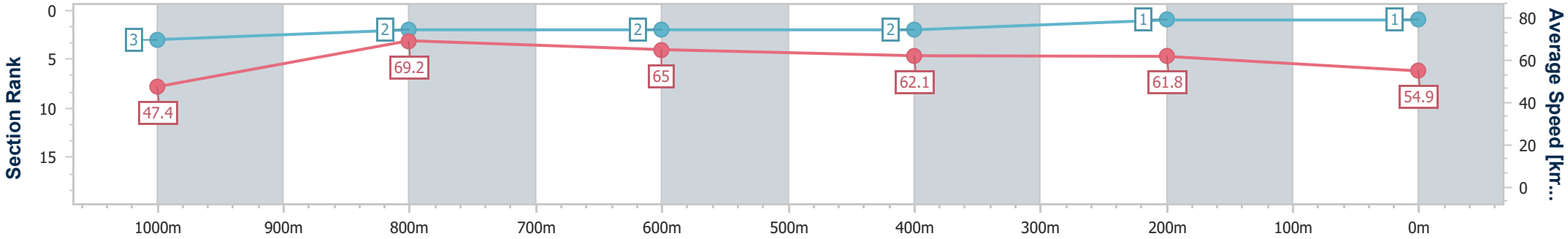

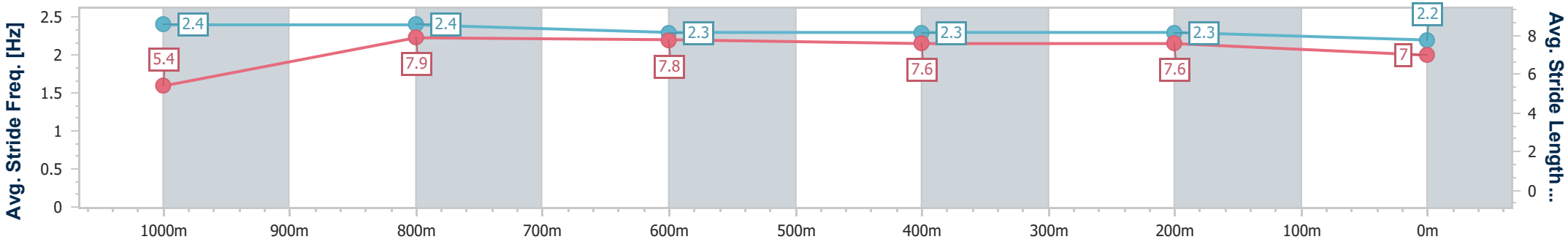

[ ]	Ranking at each section and finish
-:--.--	No data available at this section
NA	No data available

data processed by TRIPLESDATA

Horse/Jockey Name	Mingela
Final Rank	2
Fastest Section Time (Section)	0:08.33 (Overall)
Top Speed [km/h] (Section)	71.8 (1000m)
Race State	Finished

DoombenProfessional

Race 1: BECOME A BRC MEMBER QTIS Two-Year-Old Maiden Plate - 1110m

04 June 2025 - 11:29

Track Rating: Soft 6, Weather: Fine, Rail Position: +7m Entire

BRISBANE RACING CLUB

Section	Overall	1000m	800m	600m	400m	200m
Section Times	1:06.55 [2] (0:08.33)	0:58.22 [1] (0:10.32)	0:47.90 [1] (0:11.24)	0:36.66 [1] (0:11.65)	0:25.01 [1] (0:11.71)	0:13.30 [2] (0:13.30)
Average Speed [km/h]	47.8	69.8	65.0	62.4	61.2	54.2
Top Speed [km/h]	69.0	71.8	67.5	63.2	62.9	58.3
Avg. Dist. to Rail [m]	1.1	0.8	3.4	1.8	1.0	2.1
Avg. Stride Freq. [Hz]	2.4	2.5	2.3	2.3	2.3	2.2
Avg. Stride Length [m]	5.6	7.9	7.8	7.6	7.4	6.8

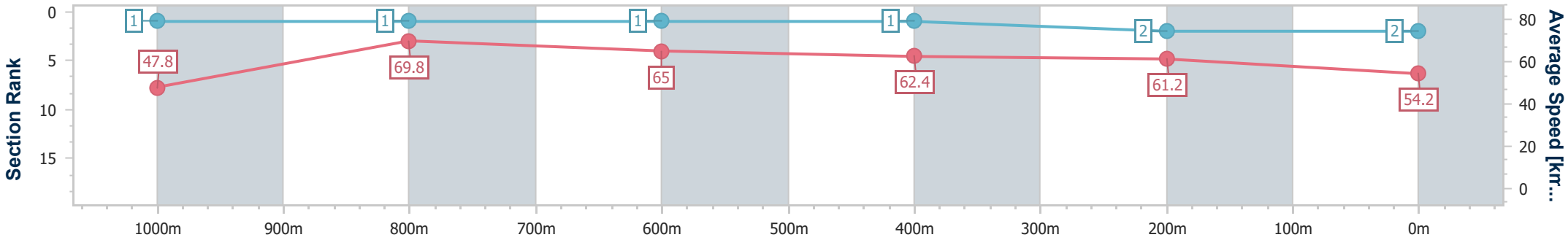

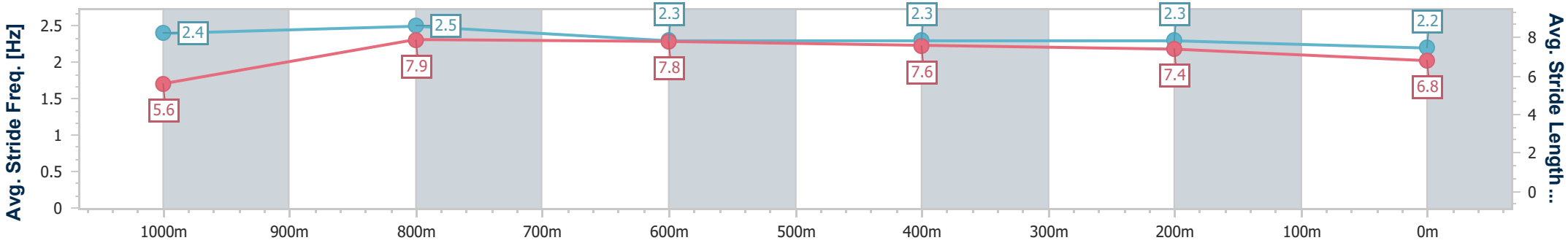

[ ]	Ranking at each section and finish
-:--.--	No data available at this section
NA	No data available

data processed by TRIPLESDATA

Horse/Jockey Name	Dialidae
Final Rank	3
Fastest Section Time (Section)	0:08.64 (Overall)
Top Speed [km/h] (Section)	68.3 (1000m)
Race State	Finished

TAB

DoombenProfessional

Race 1: BECOME A BRC MEMBER QTIS Two-Year-Old Maiden Plate - 1110m

04 June 2025 - 11:29

Track Rating: Soft 6, Weather: Fine, Rail Position: +7m Entire

BRISBANE RACING CLUB

Section	Overall	1000m	800m	600m	400m	200m
Section Times	1:06.63 [3] (0:08.64)	0:57.99 [7] (0:10.83)	0:47.16 [7] (0:11.38)	0:35.78 [8] (0:11.83)	0:23.95 [9] (0:11.68)	0:12.27 [6] (0:12.27)
Average Speed [km/h]	45.7	66.8	64.1	60.7	61.3	58.7
Top Speed [km/h]	67.4	68.3	65.9	62.2	62.5	60.4
Avg. Dist. to Rail [m]	3.4	2.5	1.9	1.3	1.7	1.8
Avg. Stride Freq. [Hz]	2.3	2.5	2.4	2.3	2.3	2.3
Avg. Stride Length [m]	5.6	7.5	7.3	7.2	7.3	7.0

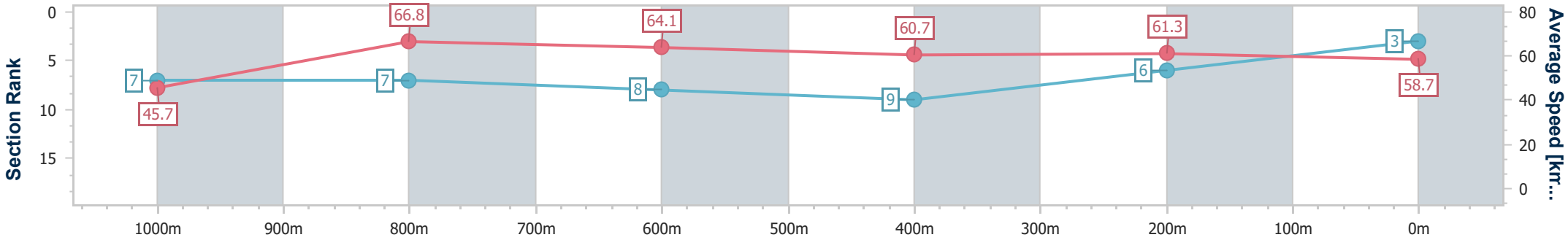

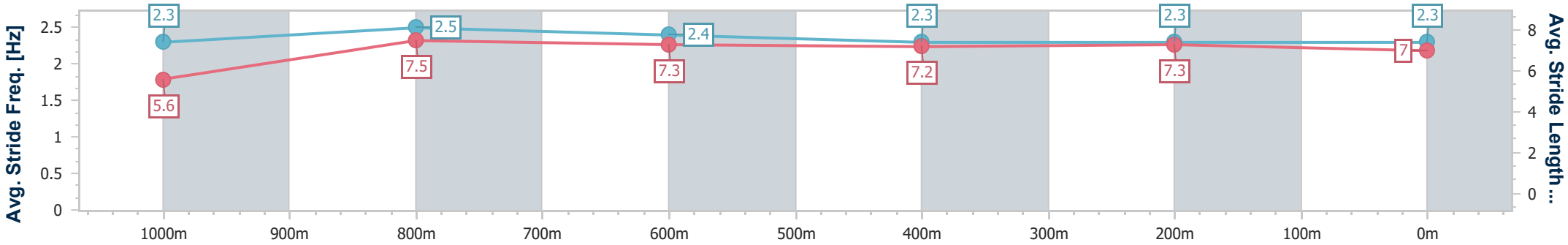

[ ]	Ranking at each section and finish
-:--.--	No data available at this section
NA	No data available

data processed by TRIPLESDATA

Horse/Jockey Name	Blitzwater
Final Rank	4
Fastest Section Time (Section)	0:08.57 (Overall)
Top Speed [km/h] (Section)	70.5 (1000m)
Race State	Finished

DoombenProfessional

Race 1: BECOME A BRC MEMBER QTIS Two-Year-Old Maiden Plate - 1110m

04 June 2025 - 11:29

Track Rating: Soft 6, Weather: Fine, Rail Position: +7m Entire

BRISBANE RACING CLUB

Section	Overall	1000m	800m	600m	400m	200m
Section Times	1:06.85 [4] (0:08.57)	0:58.28 [5] (0:10.53)	0:47.75 [4] (0:11.13)	0:36.62 [4] (0:11.45)	0:25.17 [4] (0:11.88)	0:13.29 [3] (0:13.29)
Average Speed [km/h]	46.3	68.9	65.3	62.3	60.0	54.3
Top Speed [km/h]	65.3	70.5	67.5	63.7	62.0	56.9
Avg. Dist. to Rail [m]	3.1	2.7	2.5	2.7	2.8	0.8
Avg. Stride Freq. [Hz]	1.9	2.0	2.0	2.3	2.3	2.2
Avg. Stride Length [m]	6.4	8.0	8.0	7.3	7.0	6.7

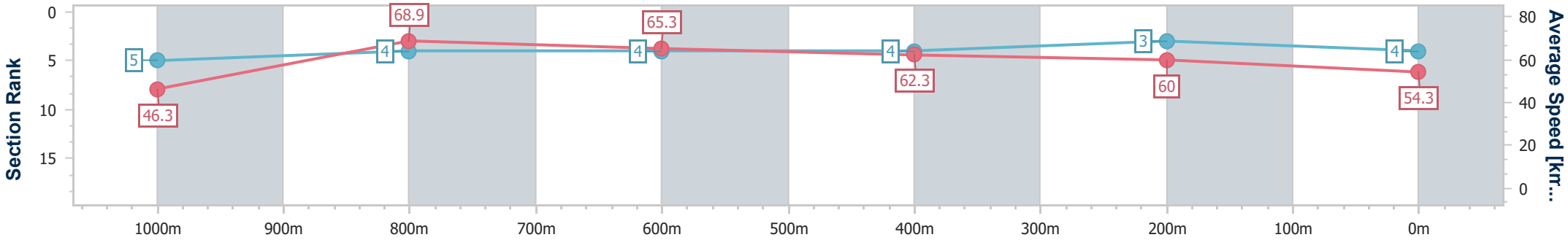

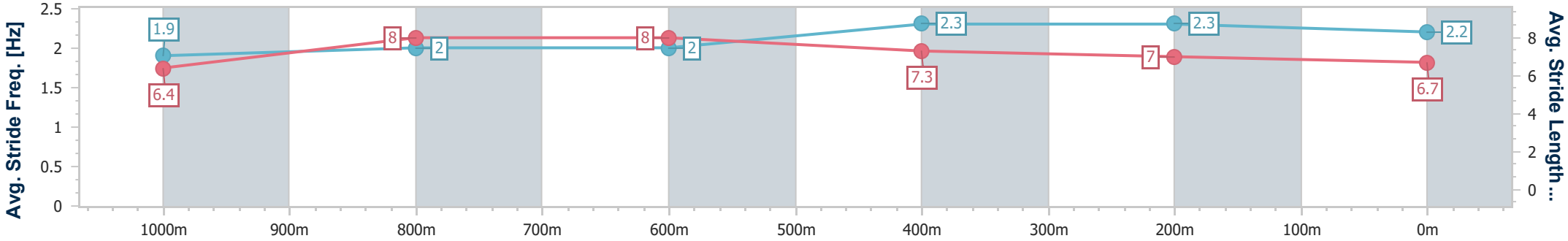

[ ]	Ranking at each section and finish
-:--.--	No data available at this section
NA	No data available

data processed by TRIPLESDATA

Horse/Jockey Name	Shemakesmenervous
Final Rank	5
Fastest Section Time (Section)	0:08.63 (Overall)
Top Speed [km/h] (Section)	69.9 (1000m)
Race State	Finished

TAB

DoombenProfessional

Race 1: BECOME A BRC MEMBER QTIS Two-Year-Old Maiden Plate - 1110m

04 June 2025 - 11:29

Track Rating: Soft 6, Weather: Fine, Rail Position: +7m Entire

BRISBANE RACING CLUB

Section	Overall	1000m	800m	600m	400m	200m
Section Times	1:07.07 [5] (0:08.63)	0:58.44 [6] (0:10.63)	0:47.81 [5] (0:11.17)	0:36.64 [5] (0:11.81)	0:24.83 [5] (0:11.92)	0:12.91 [5] (0:12.91)
Average Speed [km/h]	45.8	67.9	64.7	61.3	60.2	55.7
Top Speed [km/h]	65.3	69.9	66.6	62.6	61.3	59.1
Avg. Dist. to Rail [m]	0.5	0.3	1.5	0.7	0.3	1.1
Avg. Stride Freq. [Hz]	2.3	2.5	2.4	2.3	2.3	2.3
Avg. Stride Length [m]	5.4	7.6	7.5	7.3	7.1	6.7

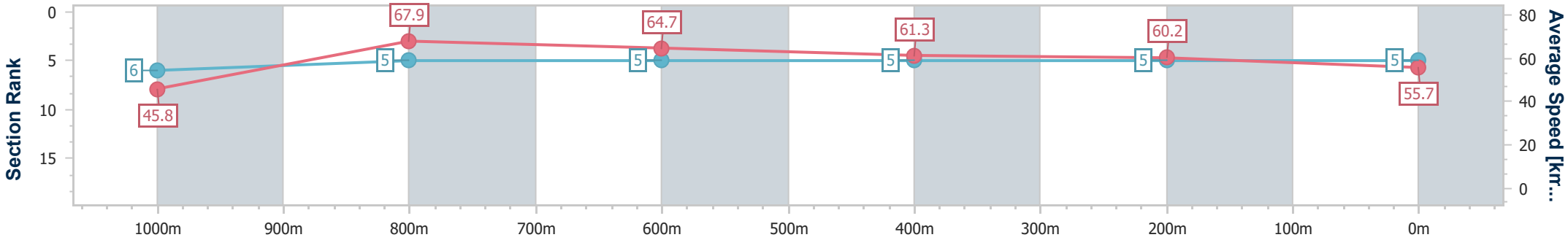

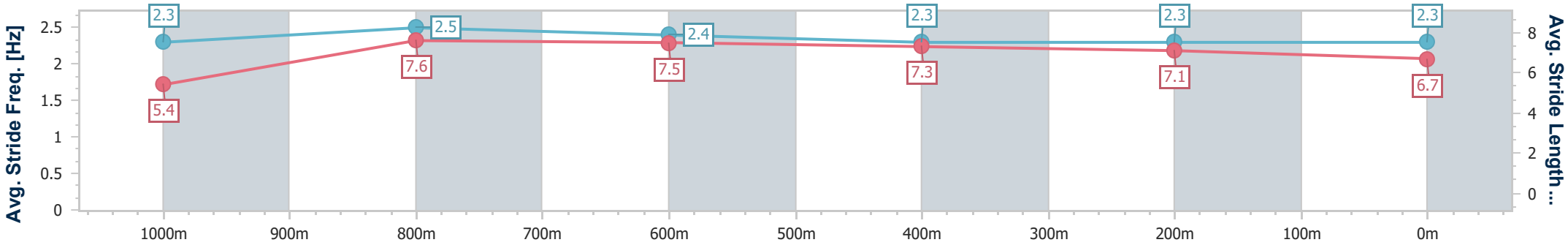

[ ]	Ranking at each section and finish
-:--.--	No data available at this section
NA	No data available

data processed by TRIPLESDATA

Horse/Jockey Name	Sharpoy
Final Rank	6
Fastest Section Time (Section)	0:08.56 (Overall)
Top Speed [km/h] (Section)	69.2 (1000m)
Race State	Finished

DoombenProfessional

Race 1: BECOME A BRC MEMBER QTIS Two-Year-Old Maiden Plate - 1110m

04 June 2025 - 11:29

Track Rating: Soft 6, Weather: Fine, Rail Position: +7m Entire

BRISBANE RACING CLUB

Section	Overall	1000m	800m	600m	400m	200m
Section Times	1:07.33 [6] (0:08.56)	0:58.77 [4] (0:10.75)	0:48.02 [6] (0:11.21)	0:36.81 [6] (0:11.88)	0:24.93 [6] (0:11.99)	0:12.94 [7] (0:12.94)
Average Speed [km/h]	46.5	67.6	64.6	61.0	60.0	55.8
Top Speed [km/h]	66.8	69.2	66.8	63.7	61.3	59.1
Avg. Dist. to Rail [m]	9.8	3.5	1.6	1.0	1.6	4.1
Avg. Stride Freq. [Hz]	2.4	2.6	2.4	2.4	2.4	2.4
Avg. Stride Length [m]	5.3	7.4	7.3	7.1	7.0	6.5

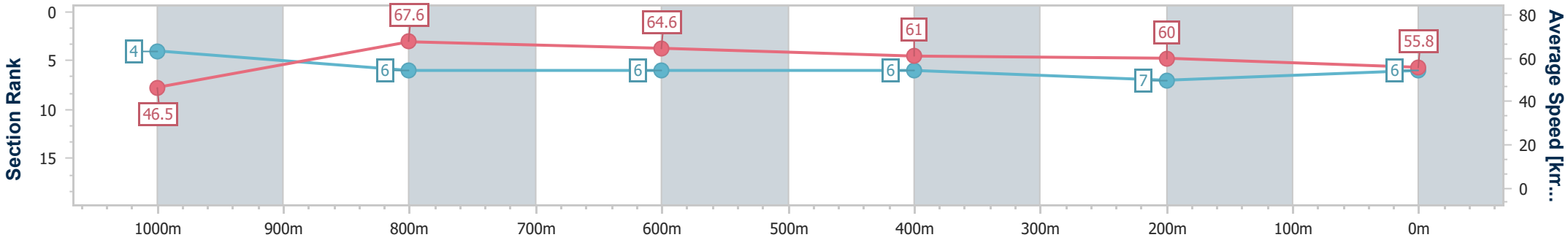

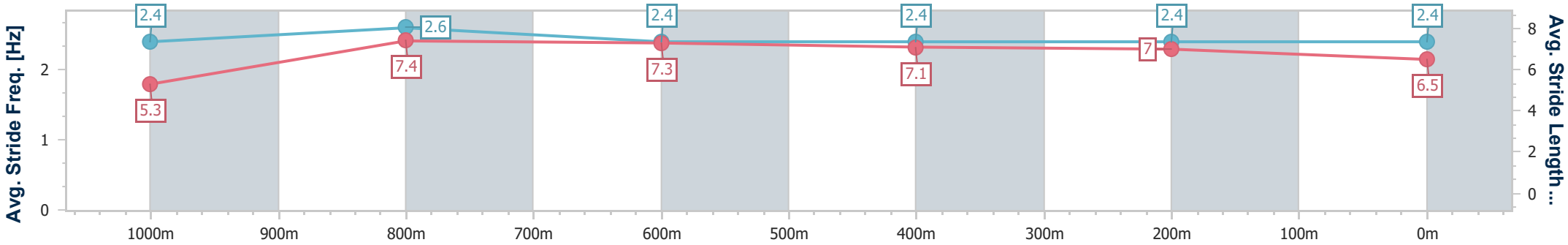

[ ]	Ranking at each section and finish
-:--.--	No data available at this section
NA	No data available

data processed by TRIPLESDATA

Horse/Jockey Name	I'm Lucky Two
Final Rank	7
Fastest Section Time (Section)	0:08.34 (Overall)
Top Speed [km/h] (Section)	69.2 (1000m)
Race State	Finished

DoombenProfessional

Race 1: BECOME A BRC MEMBER QTIS Two-Year-Old Maiden Plate - 1110m

04 June 2025 - 11:29

Track Rating: Soft 6, Weather: Fine, Rail Position: +7m Entire

BRISBANE RACING CLUB

Section	Overall	1000m	800m	600m	400m	200m
Section Times	1:07.72 [7] (0:08.34)	0:59.38 [2] (0:10.60)	0:48.78 [3] (0:11.18)	0:37.60 [3] (0:11.55)	0:26.05 [3] (0:12.14)	0:13.91 [4] (0:13.91)
Average Speed [km/h]	47.3	68.6	64.9	62.9	59.1	51.9
Top Speed [km/h]	65.8	69.2	66.2	64.2	61.7	56.2
Avg. Dist. to Rail [m]	6.3	3.1	2.0	1.1	1.0	1.6
Avg. Stride Freq. [Hz]	2.4	2.4	2.4	2.4	2.4	2.3
Avg. Stride Length [m]	5.5	7.9	7.4	7.3	6.9	6.4

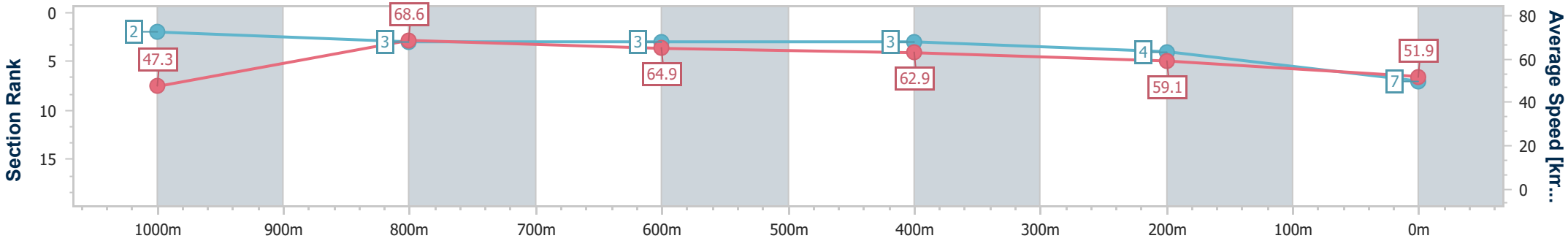

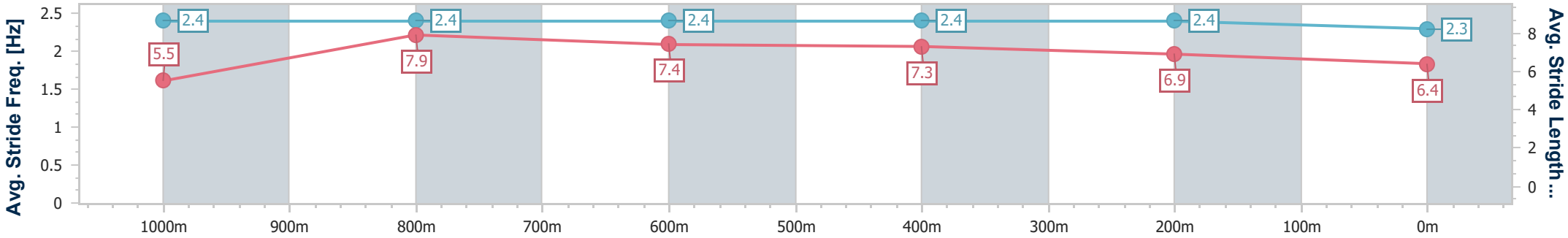

[ ]	Ranking at each section and finish
-:--.--	No data available at this section
NA	No data available

data processed by TRIPLESDATA

Horse/Jockey Name	Euphoric Miss
Final Rank	8
Fastest Section Time (Section)	0:08.78 (Overall)
Top Speed [km/h] (Section)	67.4 (1000m)
Race State	Finished

DoombenProfessional

Race 1: BECOME A BRC MEMBER QTIS Two-Year-Old Maiden Plate - 1110m

04 June 2025 - 11:29

Track Rating: Soft 6, Weather: Fine, Rail Position: +7m Entire

BRISBANE RACING CLUB

Section	Overall	1000m	800m	600m	400m	200m
Section Times	1:07.73 [8] (0:08.78)	0:58.95 [8] (0:11.02)	0:47.93 [9] (0:11.18)	0:36.75 [9] (0:11.66)	0:25.09 [8] (0:11.85)	0:13.24 [8] (0:13.24)
Average Speed [km/h]	45.2	66.0	65.6	61.7	60.7	54.4
Top Speed [km/h]	63.0	67.4	67.3	63.3	62.3	57.6
Avg. Dist. to Rail [m]	4.9	3.3	3.3	1.5	2.8	5.5
Avg. Stride Freq. [Hz]	2.3	2.5	2.5	2.5	2.5	2.4
Avg. Stride Length [m]	5.4	7.1	7.1	6.9	6.7	6.3

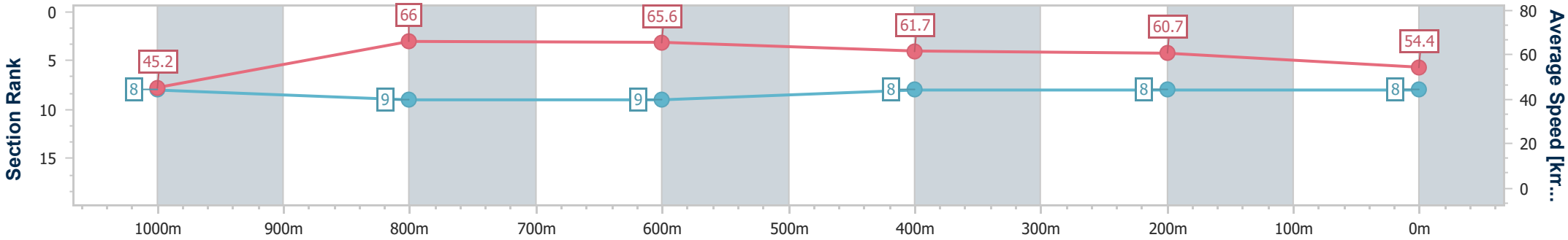

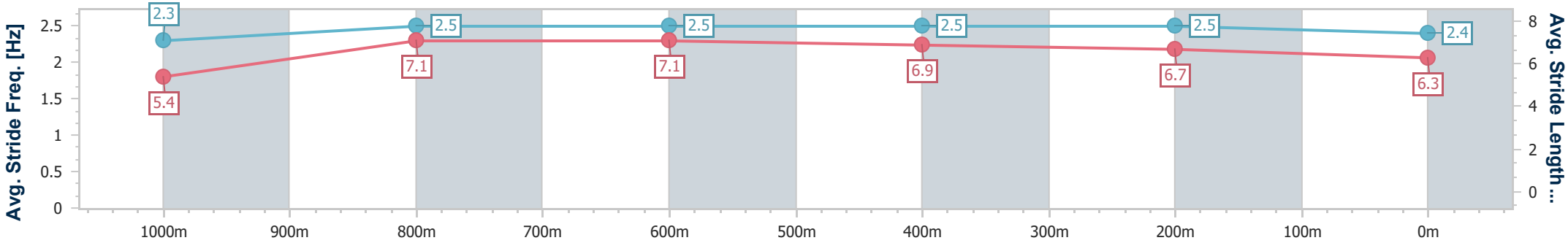

[ ]	Ranking at each section and finish
-:--.--	No data available at this section
NA	No data available

data processed by TRIPLESDATA

Horse/Jockey Name	Five Of Us
Final Rank	9
Fastest Section Time (Section)	0:08.79 (Overall)
Top Speed [km/h] (Section)	67.1 (800m)
Race State	Finished

TAB

DoombenProfessional

Race 1: BECOME A BRC MEMBER QTIS Two-Year-Old Maiden Plate - 1110m

04 June 2025 - 11:29

Track Rating: Soft 6, Weather: Fine, Rail Position: +7m Entire

BRISBANE RACING CLUB

Section	Overall	1000m	800m	600m	400m	200m
Section Times	1:07.76 [9] (0:08.79)	0:58.97 [9] (0:11.12)	0:47.85 [10] (0:11.20)	0:36.65 [10] (0:11.57)	0:25.08 [10] (0:12.00)	0:13.08 [9] (0:13.08)
Average Speed [km/h]	44.7	65.6	64.2	62.1	59.9	55.6
Top Speed [km/h]	44.9	66.5	67.1	65.6	63.3	60.6
Avg. Dist. to Rail [m]	7.9	3.7	2.2	1.3	2.7	5.0
Avg. Stride Freq. [Hz]	2.2	2.4	2.3	2.3	2.3	2.2
Avg. Stride Length [m]	5.7	7.7	7.7	7.6	7.4	7.0

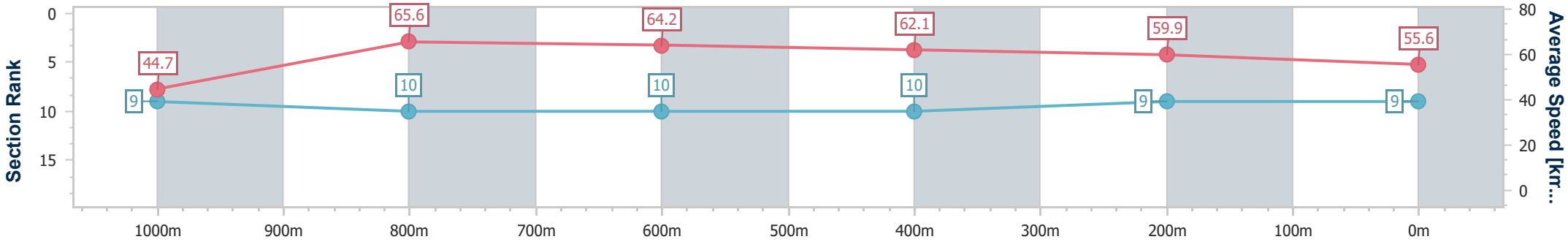

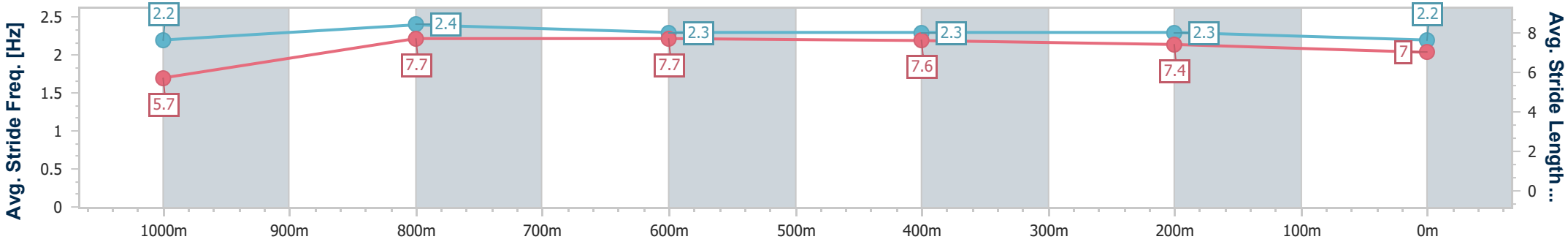

[ ]	Ranking at each section and finish
-:--.--	No data available at this section
NA	No data available

data processed by TRIPLESDATA

Horse/Jockey Name	Diversity
Final Rank	10
Fastest Section Time (Section)	0:08.89 (Overall)
Top Speed [km/h] (Section)	67.1 (1000m)
Race State	Finished

TAB

DoombenProfessional

Race 1: BECOME A BRC MEMBER QTIS Two-Year-Old Maiden Plate - 1110m

04 June 2025 - 11:29

Track Rating: Soft 6, Weather: Fine, Rail Position: +7m Entire

BRISBANE RACING CLUB

Section	Overall	1000m	800m	600m	400m	200m
Section Times	1:07.79 [10] (0:08.89)	0:58.90 [10] (0:10.73)	0:48.17 [8] (0:11.21)	0:36.96 [7] (0:11.73)	0:25.23 [7] (0:12.17)	0:13.06 [10] (0:13.06)
Average Speed [km/h]	44.6	67.1	64.4	61.5	58.7	55.2
Top Speed [km/h]	63.8	67.1	65.8	61.6	59.4	58.0
Avg. Dist. to Rail [m]	4.9	0.4	0.9	1.4	1.6	1.2
Avg. Stride Freq. [Hz]	2.2	2.4	2.3	2.3	2.2	2.1
Avg. Stride Length [m]	5.4	7.3	7.2	7.4	7.3	7.2

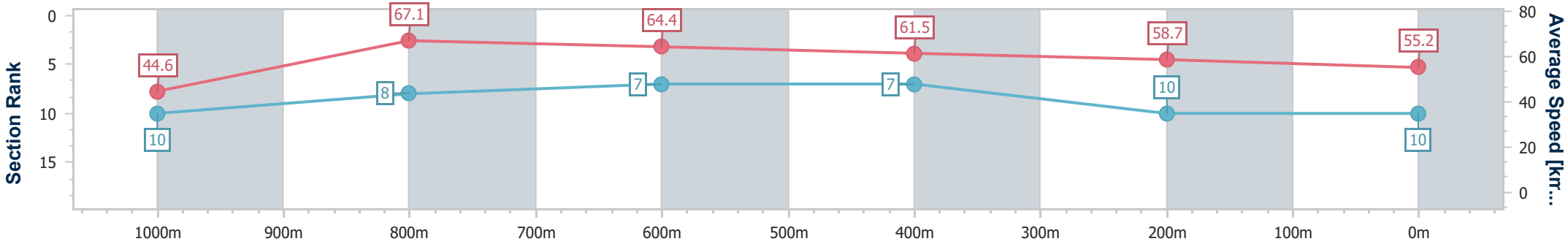

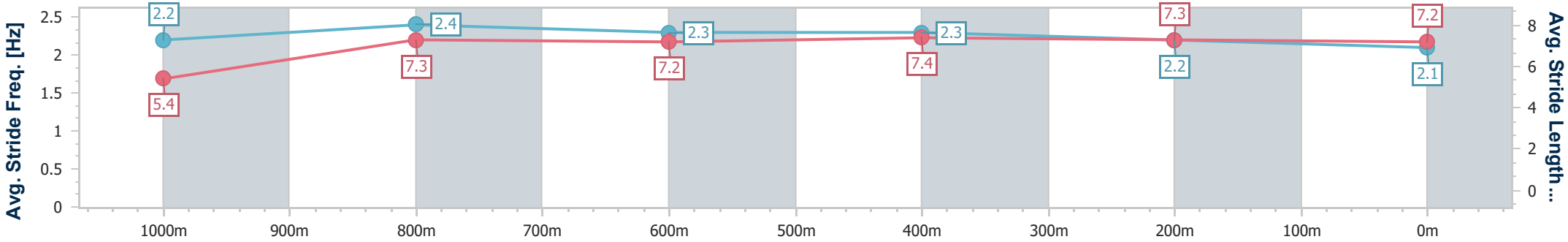

[ ]	Ranking at each section and finish
-:--.--	No data available at this section
NA	No data available

data processed by TRIPLESDATA

DoombenProfessional

Race 2: MULLINS LAWYERS QTIS Two-Year-Old Maiden Plate - 1350m

04 June 2025 - 11:58

BRISBANE RACING CLUB

Track Rating: Soft 6, Weather: Fine, Rail Position: +7m Entire

Section	Overall	1200m	1000m	800m	600m	400m	Last 600m
Field Times	1:22.63 (0:10.95)	1:11.68 (0:10.69)	1:00.99 (0:11.57)	0:49.42 (0:12.49)	0:36.93 (0:12.14)	0:24.79 (0:11.79)	0:36.93

Rank	TAB	Horse/Jockey	Barrier	Top Speed [km/h]	Fastest Section	Overall	1200m	1000m	800m	600m	400m	Last 600m	Distance Travelled [m]
1	15	SWEET PRETENDER	4	67.2	0:10.89	1:22.63 [1]	1:11.68 [2]	1:00.79 [3]	0:49.09 [4]	0:36.68 [3]	0:24.52 [3]	0:36.68	
		Cejay Graham		1200m	1200m	(0:10.95)	(0:10.89)	(0:11.70)	(0:12.41)	(0:12.16)	(0:11.85)		
2	4	MORTAL HALO	6	66.3	0:11.03	1:22.67 [2]	1:11.54 [4]	1:00.51 [5]	0:48.90 [5]	0:36.39 [5]	0:24.32 [5]	0:36.39	-2
		Jag Guthmann-Chester		1200m	1200m	(0:11.13)	(0:11.03)	(0:11.61)	(0:12.51)	(0:12.07)	(0:11.65)		
3	5	PROVOKER	11	69.5	0:10.69	1:22.67 [3]	1:11.72 [1]	1:01.03 [1]	0:49.46 [1]	0:36.97 [1]	0:24.83 [1]	0:36.97	-4
		Michael Rodd		1200m	1200m	(0:10.95)	(0:10.69)	(0:11.57)	(0:12.49)	(0:12.14)	(0:11.79)		
4	3	HARD AS BROK	1	66.3	0:10.98	1:22.84 [4]	1:11.62 [6]	1:00.64 [6]	0:49.05 [6]	0:36.46 [6]	0:24.39 [6]	0:36.46	-3
		Craig Williams		1200m	1200m	(0:11.22)	(0:10.98)	(0:11.59)	(0:12.59)	(0:12.07)	(0:11.63)		
5	1	ARTISTIC ENDEAVOUR	8	69.4	0:10.56	1:22.88 [5]	1:11.74 [5]	1:01.18 [2]	0:49.50 [2]	0:37.03 [2]	0:24.97 [2]	0:37.03	-2
		Andrew Mallyon		1200m	1200m	(0:11.14)	(0:10.56)	(0:11.68)	(0:12.47)	(0:12.06)	(0:11.88)		
6	12	KOOLATAH QUEEN	10	67.5	0:10.82	1:23.02 [6]	1:11.56 [9]	1:00.74 [7]	0:48.99 [7]	0:36.36 [7]	0:24.22 [7]	0:36.36	+1
		Robbie Dolan		1200m	1200m	(0:11.46)	(0:10.82)	(0:11.75)	(0:12.63)	(0:12.14)	(0:11.66)		
7	14	ON POINT PIXIE	2	66.6	0:10.95	1:23.17 [7]	1:12.20 [3]	1:01.25 [4]	0:49.75 [3]	0:37.17 [4]	0:25.03 [4]	0:37.17	-3
		Damien Thornton		1200m	1200m	(0:10.97)	(0:10.95)	(0:11.50)	(0:12.58)	(0:12.14)	(0:11.85)		
8	7	SHIP HAPPENS	7	66.3	0:11.06	1:23.92 [8]	1:12.43 [10]	1:01.37 [11]	0:49.67 [9]	0:37.07 [11]	0:24.82 [11]	0:37.07	+4
		Paul Hamblin		1200m	1200m	(0:11.49)	(0:11.06)	(0:11.70)	(0:12.60)	(0:12.25)	(0:12.10)		
9	9	EGYPTIAN GODDESS	12	66.8	0:10.90	1:24.10 [9]	1:12.23 [12]	1:01.33 [12]	0:49.62 [12]	0:37.29 [10]	0:25.14 [8]	0:37.29	-3
		Mark Du Plessis		1200m	1200m	(0:11.87)	(0:10.90)	(0:11.71)	(0:12.33)	(0:12.15)	(0:11.99)		
10	16	VERONA GIRL	3	66.4	0:11.01	1:24.22 [10]	1:12.89 [7]	1:01.88 [8]	0:50.18 [8]	0:37.47 [9]	0:25.12 [10]	0:37.47	-1
		Angela Jones		1200m	1200m	(0:11.33)	(0:11.01)	(0:11.70)	(0:12.71)	(0:12.35)	(0:12.13)		

Scratched: Misha Queen (#13), Green Spring (#2), Rascal Boi (#6), Gairloch (#10)

[ ]	Ranking at each section and finish	SCN	Saddle cloth number
-:--.--	No data available at this section	DNF	Did not finish
NA	No data available	DNT	Did not track

data processed by TRIPLESDATA

DoombenProfessional

Race 2: MULLINS LAWYERS QTIS Two-Year-Old Maiden Plate - 1350m

04 June 2025 - 11:58

BRISBANE RACING CLUB

Track Rating: Soft 6, Weather: Fine, Rail Position: +7m Entire

Section	Overall	1200m	1000m	800m	600m	400m	Last 600m
Field Times	1:22.63 (0:10.95)	1:11.68 (0:10.69)	1:00.99 (0:11.57)	0:49.42 (0:12.49)	0:36.93 (0:12.14)	0:24.79 (0:11.79)	0:36.93

Rank	TAB	Horse/Jockey	Barrier	Top Speed [km/h]	Fastest Section	Overall	1200m	1000m	800m	600m	400m	Last 600m	Distance Travelled [m]
11	11	HAPPY COFFEE	5	67.5	0:11.05	1:24.53 [11]	1:13.07 [8]	1:02.02 [9]	0:50.23 [11]	0:37.56 [12]	0:25.09 [12]	0:37.56	+0
		Ron Stewart		1200m	1200m	(0:11.46)	(0:11.05)	(0:11.79)	(0:12.67)	(0:12.47)	(0:12.04)		
12	8	VEGAMEISTER	9	67.6	0:10.94	1:24.68 [12]	1:13.08 [11]	1:02.14 [10]	0:50.41 [10]	0:37.99 [8]	0:25.70 [9]	0:37.99	-3
		Justin Huxtable		1200m	1200m	(0:11.60)	(0:10.94)	(0:11.73)	(0:12.42)	(0:12.29)	(0:12.07)		

Scratched: Misha Queen (#13), Green Spring (#2), Rascal Boi (#6), Gairloch (#10)

[ ]	Ranking at each section and finish	**SCN**	Saddle cloth number
-:--.--	No data available at this section	**DNF**	Did not finish
NA	No data available	**DNT**	Did not track

data processed by TRIPLESDATA

DoombenProfessional

Race 2: MULLINS LAWYERS QTIS Two-Year-Old Maiden Plate - 1350m

04 June 2025 - 11:58

BRISBANE RACING CLUB

Track Rating: Soft 6, Weather: Fine, Rail Position: +7m Entire

Section	200m	Last 600m
Field Times	0:13.00 (0:13.00)	0:36.93

Rank	TAB	Horse/Jockey	Barrier	Top Speed [km/h]	Fastest Section		Margin		Distance Travelled [m]
1	15	**SWEET PRETENDER**	4	67.2	0:10.89	0:12.67 [3]	1:22.63	0:36.68	
		Cejay Graham		1200m	1200m	(0:12.67)			
2	4	**MORTAL HALO**	6	66.3	0:11.03	0:12.67 [5]	0.21L	0:36.39	-2
		Jag Guthmann-Chester		1200m	1200m	(0:12.67)			
3	5	**PROVOKER**	11	69.5	0:10.69	0:13.04 [1]	0.23L	0:36.97	-4
		Michael Rodd		1200m	1200m	(0:13.04)			
4	3	**HARD AS BROK**	1	66.3	0:10.98	0:12.76 [6]	1.24L	0:36.46	-3
		Craig Williams		1200m	1200m	(0:12.76)			
5	1	**ARTISTIC ENDEAVOUR**	8	69.4	0:10.56	0:13.09 [2]	1.44L	0:37.03	-2
		Andrew Mallyon		1200m	1200m	(0:13.09)			
6	12	**KOOLATAH QUEEN**	10	67.5	0:10.82	0:12.56 [7]	2.26L	0:36.36	+1
		Robbie Dolan		1200m	1200m	(0:12.56)			
7	14	**ON POINT PIXIE**	2	66.6	0:10.95	0:13.18 [4]	3.17L	0:37.17	-3
		Damien Thornton		1200m	1200m	(0:13.18)			
8	7	**SHIP HAPPENS**	7	66.3	0:11.06	0:12.72 [10]	7.55L	0:37.07	+4
		Paul Hamblin		1200m	1200m	(0:12.72)			
9	9	**EGYPTIAN GODDESS**	12	66.8	0:10.90	0:13.15 [8]	8.65L	0:37.29	-3
		Mark Du Plessis		1200m	1200m	(0:13.15)			
10	16	**VERONA GIRL**	3	66.4	0:11.01	0:12.99 [11]	9.35L	0:37.47	-1
		Angela Jones		1200m	1200m	(0:12.99)			

Scratched: Misha Queen (#13), Green Spring (#2), Rascal Boi (#6), Gairloch (#10)

[ ]	Ranking at each section and finish	SCN	Saddle cloth number
-:--.--	No data available at this section	DNF	Did not finish
NA	No data available	DNT	Did not track

data processed by TRIPLESDATA

DoombenProfessional

Race 2: MULLINS LAWYERS QTIS Two-Year-Old Maiden Plate - 1350m

04 June 2025 - 11:58

BRISBANE RACING CLUB

Track Rating: Soft 6, Weather: Fine, Rail Position: +7m Entire

Section	200m	Last 600m
Field Times	0:13.00 (0:13.00)	0:36.93

Rank	TAB	Horse/Jockey	Barrier	Top Speed [km/h]	Fastest Section		Margin			Distance Travelled [m]
11	11	HAPPY COFFEE	5	67.5	0:11.05	0:13.05 [12]	11.18L		0:37.56	+0
		Ron Stewart		1200m	1200m	(0:13.05)				
12	8	VEGAMEISTER	9	67.6	0:10.94	0:13.63 [9]	12.02L		0:37.99	-3
		Justin Huxtable		1200m	1200m	(0:13.63)				

Scratched: Misha Queen (#13), Green Spring (#2), Rascal Boi (#6), Gairloch (#10)

[ ]	Ranking at each section and finish	SCN	Saddle cloth number
-:--.--	No data available at this section	DNF	Did not finish
NA	No data available	DNT	Did not track

data processed by TRIPLESDATA

Horse/Jockey Name	Sweet Pretender
Final Rank	1
Fastest Section Time (Section)	0:10.89 (1200m)
Top Speed [km/h] (Section)	67.2 (1200m)
Race State	Finished

DoombenProfessional

Race 2: MULLINS LAWYERS QTIS Two-Year-Old Maiden Plate - 1350m

04 June 2025 - 11:58

Track Rating: Soft 6, Weather: Fine, Rail Position: +7m Entire

BRISBANE RACING CLUB

Section	Overall	1200m	1000m	800m	600m	400m	200m
Section Times	1:22.63 [1] (0:10.95)	1:11.68 [2] (0:10.89)	1:00.79 [3] (0:11.70)	0:49.09 [4] (0:12.41)	0:36.68 [3] (0:12.16)	0:24.52 [3] (0:11.85)	0:12.67 [3] (0:12.67)
Average Speed [km/h]	49.4	66.1	61.9	58.2	59.5	61.0	56.9
Top Speed [km/h]	66.3	67.2	64.2	59.4	60.7	61.9	59.8
Avg. Dist. to Rail [m]	3.7	1.8	1.8	1.0	0.8	2.3	2.3
Avg. Stride Freq. [Hz]	2.3	2.4	2.3	2.2	2.3	2.4	2.3
Avg. Stride Length [m]	6.0	7.5	7.4	7.2	7.1	7.2	6.9

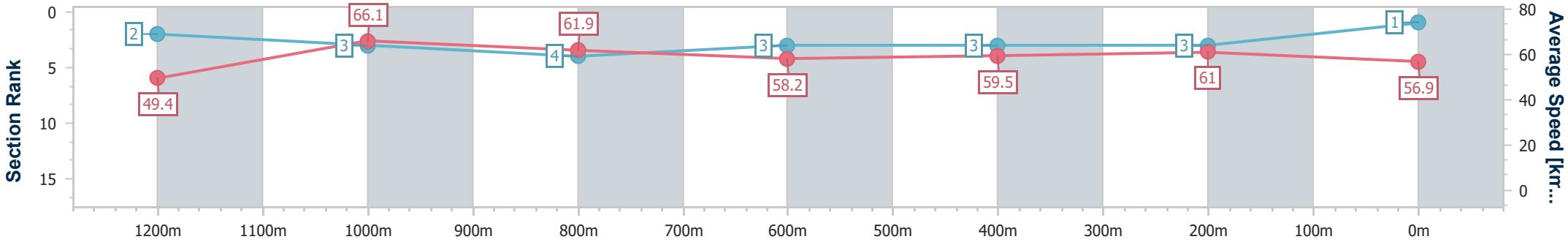

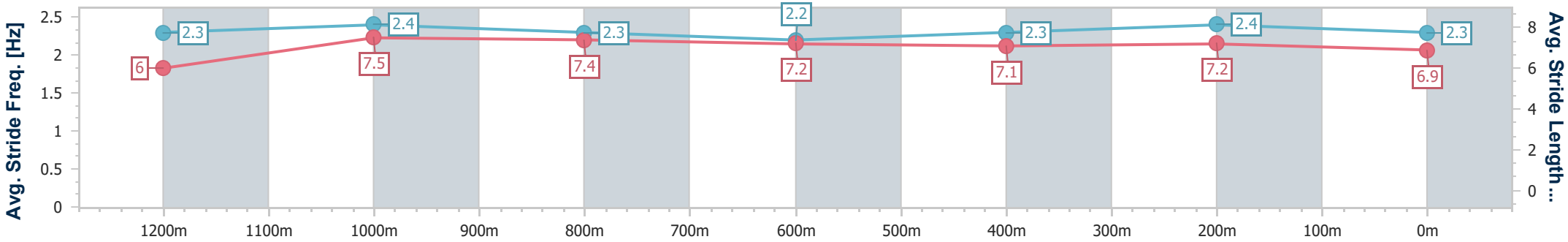

[ ]	Ranking at each section and finish
-:--.--	No data available at this section
NA	No data available

data processed by TRIPLESDATA

Horse/Jockey Name	Mortal Halo
Final Rank	2
Fastest Section Time (Section)	0:11.03 (1200m)
Top Speed [km/h] (Section)	66.3 (1200m)
Race State	Finished

DoombenProfessional

Race 2: MULLINS LAWYERS QTIS Two-Year-Old Maiden Plate - 1350m

04 June 2025 - 11:58

Track Rating: Soft 6, Weather: Fine, Rail Position: +7m Entire

BRISBANE RACING CLUB

Section	Overall	1200m	1000m	800m	600m	400m	200m
Section Times	1:22.67 [2] (0:11.13)	1:11.54 [4] (0:11.03)	1:00.51 [5] (0:11.61)	0:48.90 [5] (0:12.51)	0:36.39 [5] (0:12.07)	0:24.32 [5] (0:11.65)	0:12.67 [5] (0:12.67)
Average Speed [km/h]	48.5	65.5	62.1	57.8	59.6	61.8	57.0
Top Speed [km/h]	64.8	66.3	65.0	59.7	61.1	63.0	60.7
Avg. Dist. to Rail [m]	4.9	1.0	1.0	0.9	0.4	2.7	4.0
Avg. Stride Freq. [Hz]	2.1	2.2	2.1	2.0	2.1	2.2	2.1
Avg. Stride Length [m]	6.3	8.3	8.1	7.9	8.0	7.9	7.5

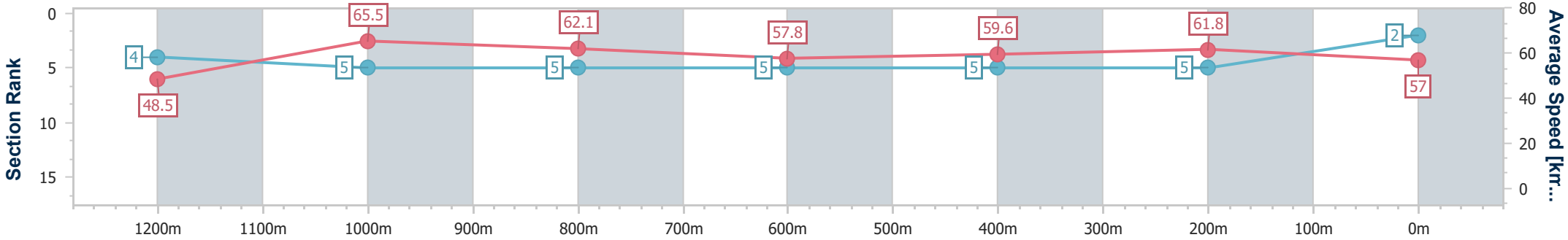

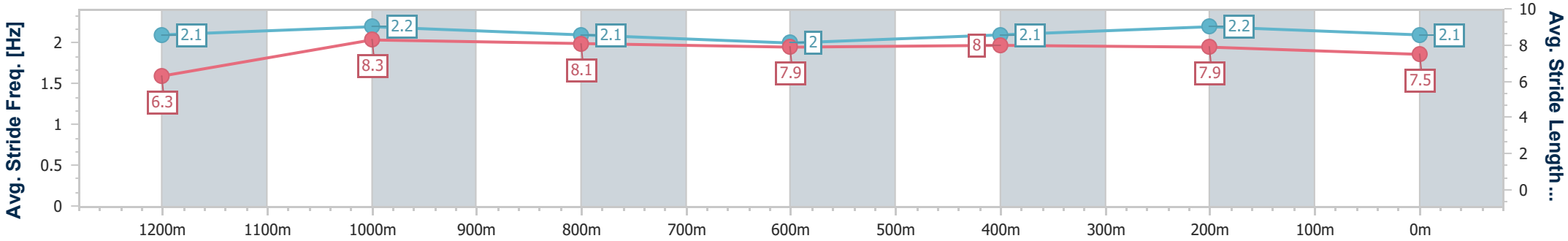

[ ]	Ranking at each section and finish
-:--.--	No data available at this section
NA	No data available

data processed by TRIPLESDATA

Horse/Jockey Name	Provoker
Final Rank	3
Fastest Section Time (Section)	0:10.69 (1200m)
Top Speed [km/h] (Section)	69.5 (1200m)
Race State	Finished

DoombenProfessional

Race 2: MULLINS LAWYERS QTIS Two-Year-Old Maiden Plate - 1350m

04 June 2025 - 11:58

Track Rating: Soft 6, Weather: Fine, Rail Position: +7m Entire

BRISBANE RACING CLUB

Section	Overall	1200m	1000m	800m	600m	400m	200m
Section Times	1:22.67 [3] (0:10.95)	1:11.72 [1] (0:10.69)	1:01.03 [1] (0:11.57)	0:49.46 [1] (0:12.49)	0:36.97 [1] (0:12.14)	0:24.83 [1] (0:11.79)	0:13.04 [1] (0:13.04)
Average Speed [km/h]	49.6	67.0	62.5	57.8	59.0	61.1	55.2
Top Speed [km/h]	68.3	69.5	64.5	58.5	61.7	62.7	59.1
Avg. Dist. to Rail [m]	8.9	2.4	0.7	0.6	0.6	0.7	0.7
Avg. Stride Freq. [Hz]	2.3	2.4	2.3	2.2	2.3	2.3	2.2
Avg. Stride Length [m]	5.8	7.7	7.6	7.3	7.2	7.3	7.0

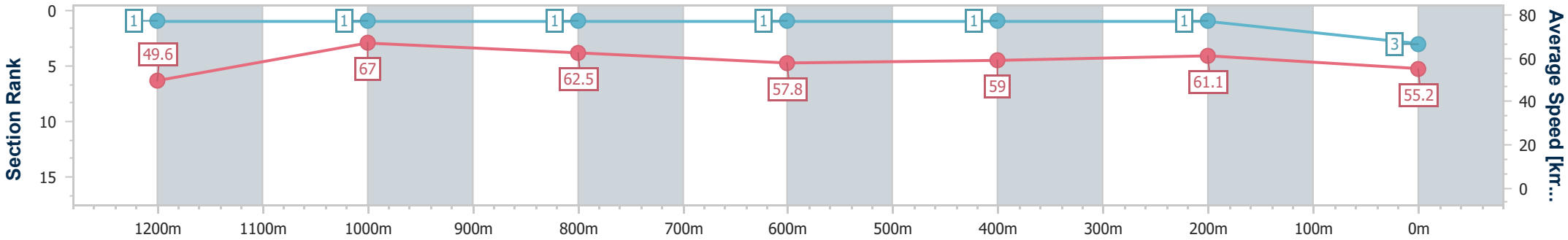

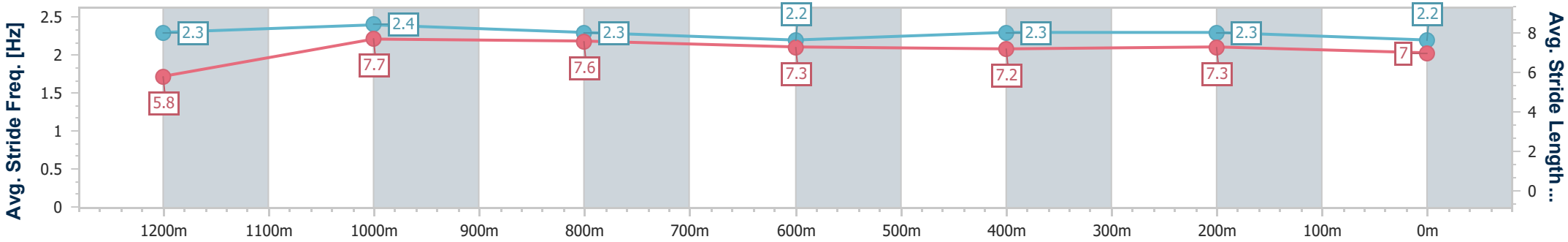

[ ]	Ranking at each section and finish
-:--.--	No data available at this section
NA	No data available

data processed by TRIPLESDATA

Horse/Jockey Name	Hard As Brok
Final Rank	4
Fastest Section Time (Section)	0:10.98 (1200m)
Top Speed [km/h] (Section)	66.3 (1200m)
Race State	Finished

DoombenProfessional

Race 2: MULLINS LAWYERS QTIS Two-Year-Old Maiden Plate - 1350m

04 June 2025 - 11:58

Track Rating: Soft 6, Weather: Fine, Rail Position: +7m Entire

BRISBANE RACING CLUB

Section	Overall	1200m	1000m	800m	600m	400m	200m
Section Times	1:22.84 [4] (0:11.22)	1:11.62 [6] (0:10.98)	1:00.64 [6] (0:11.59)	0:49.05 [6] (0:12.59)	0:36.46 [6] (0:12.07)	0:24.39 [6] (0:11.63)	0:12.76 [6] (0:12.76)
Average Speed [km/h]	48.1	65.8	62.2	57.4	59.5	62.0	56.3
Top Speed [km/h]	66.2	66.3	64.9	59.7	61.5	62.9	61.0
Avg. Dist. to Rail [m]	1.8	0.9	0.8	0.7	0.6	0.5	1.9
Avg. Stride Freq. [Hz]	2.2	2.4	2.3	2.3	2.3	2.4	2.3
Avg. Stride Length [m]	6.0	7.6	7.4	7.0	7.2	7.2	6.7

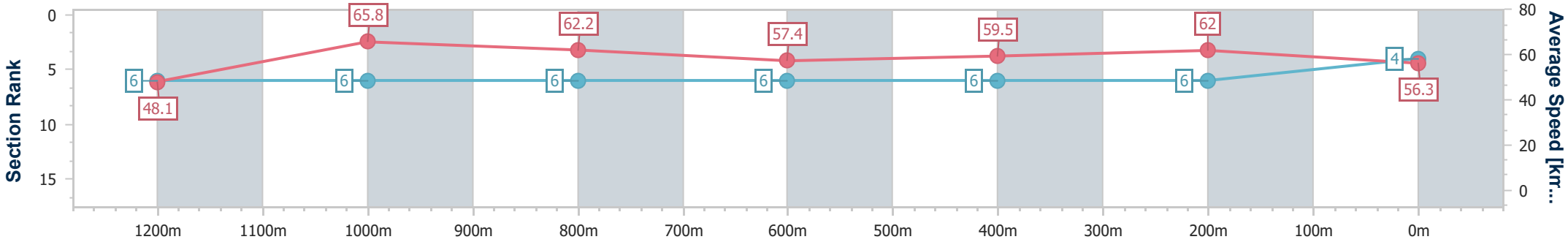

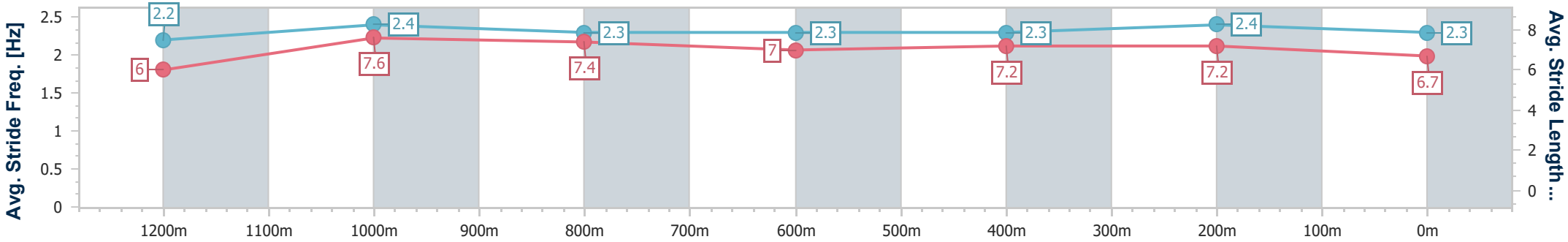

[ ]	Ranking at each section and finish
-:--.--	No data available at this section
NA	No data available

data processed by TRIPLESDATA

Horse/Jockey Name	Artistic Endeavour
Final Rank	5
Fastest Section Time (Section)	0:10.56 (1200m)
Top Speed [km/h] (Section)	69.4 (1200m)
Race State	Finished

DoombenProfessional

Race 2: MULLINS LAWYERS QTIS Two-Year-Old Maiden Plate - 1350m

04 June 2025 - 11:58

Track Rating: Soft 6, Weather: Fine, Rail Position: +7m Entire

BRISBANE RACING CLUB

Section	Overall	1200m	1000m	800m	600m	400m	200m
Section Times	1:22.88 [5] (0:11.14)	1:11.74 [5] (0:10.56)	1:01.18 [2] (0:11.68)	0:49.50 [2] (0:12.47)	0:37.03 [2] (0:12.06)	0:24.97 [2] (0:11.88)	0:13.09 [2] (0:13.09)
Average Speed [km/h]	48.6	68.1	62.0	58.1	59.5	60.6	55.0
Top Speed [km/h]	66.9	69.4	65.8	59.0	61.1	62.1	58.5
Avg. Dist. to Rail [m]	6.3	2.5	2.0	0.9	0.7	0.7	1.1
Avg. Stride Freq. [Hz]	2.3	2.4	2.3	2.2	2.3	2.3	2.3
Avg. Stride Length [m]	5.8	7.7	7.4	7.2	7.2	7.3	6.7

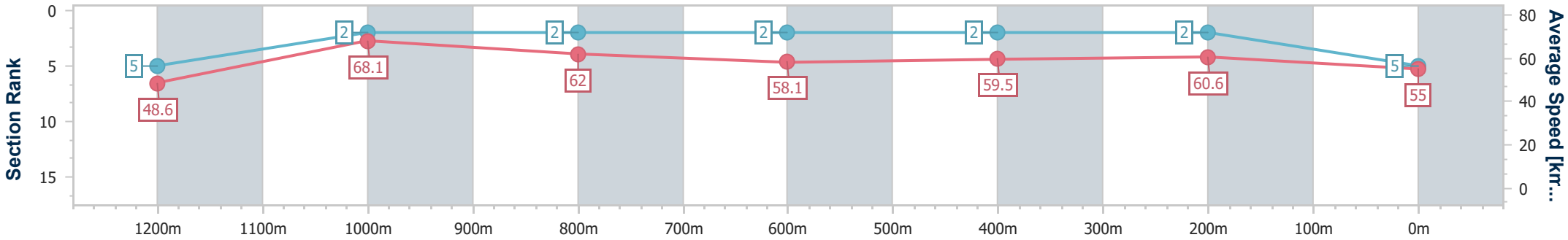

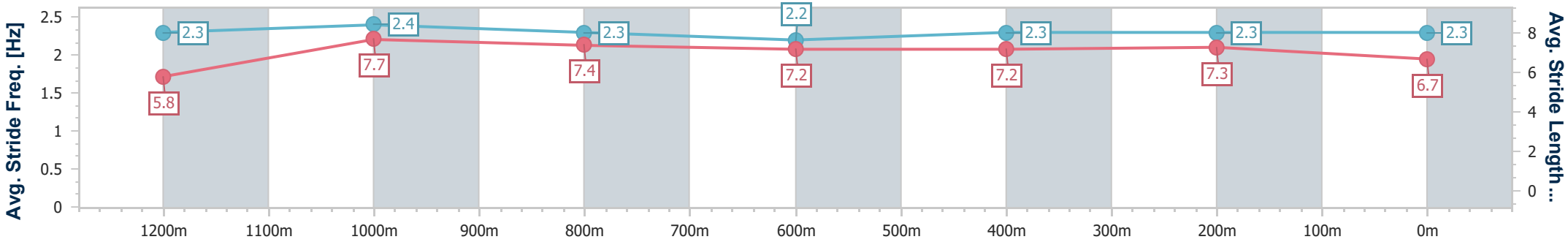

[ ]	Ranking at each section and finish
-:--.--	No data available at this section
NA	No data available

data processed by TRIPLESDATA

Horse/Jockey Name	Koolatah Queen
Final Rank	6
Fastest Section Time (Section)	0:10.82 (1200m)
Top Speed [km/h] (Section)	67.5 (1200m)
Race State	Finished

DoombenProfessional

Race 2: MULLINS LAWYERS QTIS Two-Year-Old Maiden Plate - 1350m

04 June 2025 - 11:58

Track Rating: Soft 6, Weather: Fine, Rail Position: +7m Entire

BRISBANE RACING CLUB

Section	Overall	1200m	1000m	800m	600m	400m	200m
Section Times	1:23.02 [6] (0:11.46)	1:11.56 [9] (0:10.82)	1:00.74 [7] (0:11.75)	0:48.99 [7] (0:12.63)	0:36.36 [7] (0:12.14)	0:24.22 [7] (0:11.66)	0:12.56 [7] (0:12.56)
Average Speed [km/h]	47.5	66.2	61.9	57.8	59.3	61.9	57.2
Top Speed [km/h]	65.6	67.5	65.8	59.6	60.8	62.5	60.8
Avg. Dist. to Rail [m]	8.6	3.3	2.1	2.4	0.8	1.2	2.0
Avg. Stride Freq. [Hz]	2.3	2.5	2.4	2.3	2.2	2.3	2.3
Avg. Stride Length [m]	5.5	7.4	7.2	7.1	7.4	7.4	6.9

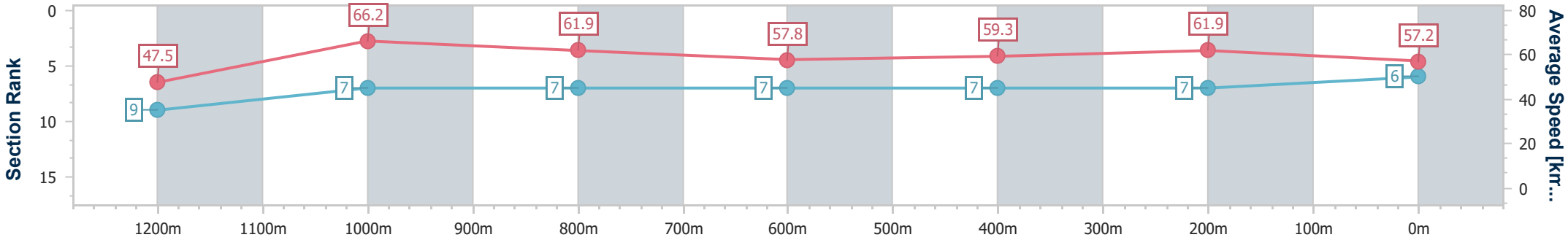

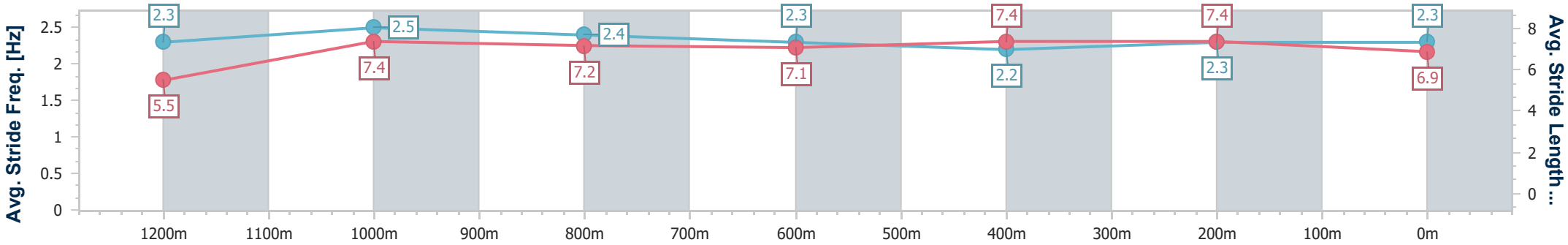

[ ]	Ranking at each section and finish
-:--.--	No data available at this section
NA	No data available

data processed by TRIPLESDATA

Horse/Jockey Name	On Point Pixie
Final Rank	7
Fastest Section Time (Section)	0:10.95 (1200m)
Top Speed [km/h] (Section)	66.6 (1200m)
Race State	Finished

TAB

DoombenProfessional

Race 2: MULLINS LAWYERS QTIS Two-Year-Old Maiden Plate - 1350m

04 June 2025 - 11:58

Track Rating: Soft 6, Weather: Fine, Rail Position: +7m Entire

BRISBANE RACING CLUB

Section	Overall	1200m	1000m	800m	600m	400m	200m
Section Times	1:23.17 [7] (0:10.97)	1:12.20 [3] (0:10.95)	1:01.25 [4] (0:11.50)	0:49.75 [3] (0:12.58)	0:37.17 [4] (0:12.14)	0:25.03 [4] (0:11.85)	0:13.18 [4] (0:13.18)
Average Speed [km/h]	49.2	65.7	62.7	57.5	59.3	60.9	54.6
Top Speed [km/h]	65.6	66.6	64.7	60.8	60.9	61.5	59.8
Avg. Dist. to Rail [m]	2.2	0.4	0.3	0.7	0.6	0.6	0.6
Avg. Stride Freq. [Hz]	2.3	2.4	2.3	2.2	2.3	2.4	2.4
Avg. Stride Length [m]	5.7	7.7	7.5	7.1	7.2	7.1	6.4

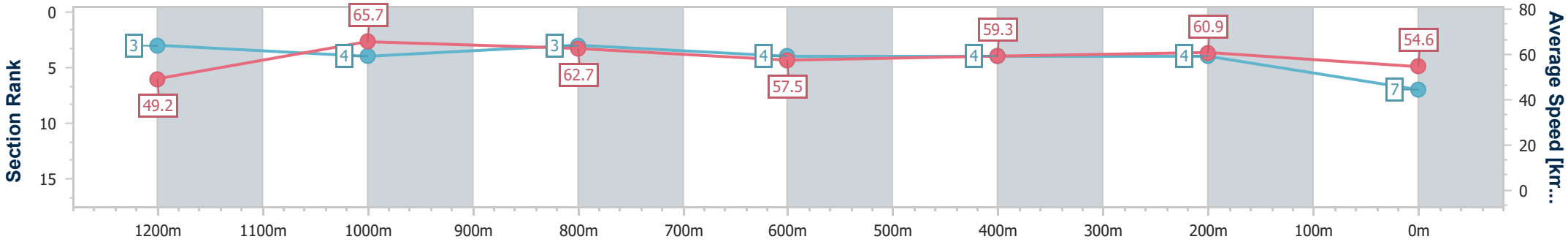

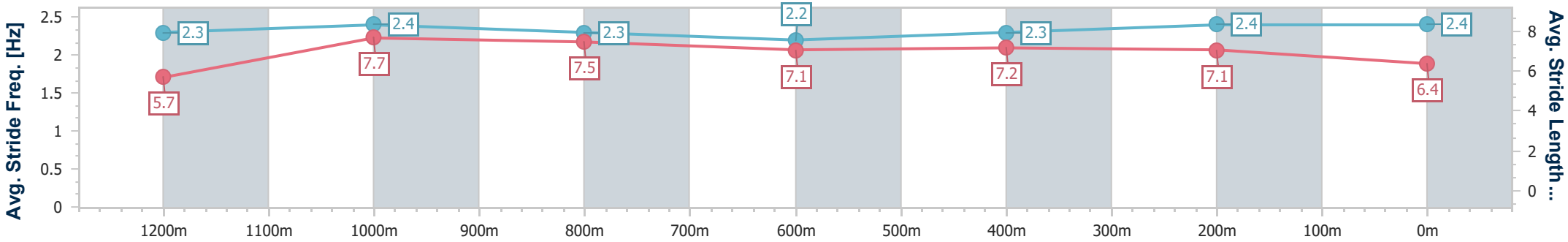

[ ]	Ranking at each section and finish
-:--.--	No data available at this section
NA	No data available

data processed by TRIPLESDATA

Horse/Jockey Name	Ship Happens
Final Rank	8
Fastest Section Time (Section)	0:11.06 (1200m)
Top Speed [km/h] (Section)	66.3 (1200m)
Race State	Finished

DoombenProfessional

Race 2: MULLINS LAWYERS QTIS Two-Year-Old Maiden Plate - 1350m

04 June 2025 - 11:58

Track Rating: Soft 6, Weather: Fine, Rail Position: +7m Entire

BRISBANE RACING CLUB

Section	Overall	1200m	1000m	800m	600m	400m	200m
Section Times	1:23.92 [8] (0:11.49)	1:12.43 [10] (0:11.06)	1:01.37 [11] (0:11.70)	0:49.67 [9] (0:12.60)	0:37.07 [11] (0:12.25)	0:24.82 [11] (0:12.10)	0:12.72 [10] (0:12.72)
Average Speed [km/h]	47.2	65.0	62.0	58.0	59.3	59.7	56.7
Top Speed [km/h]	62.9	66.3	64.4	60.8	60.5	61.2	60.5
Avg. Dist. to Rail [m]	6.2	3.1	3.1	2.6	1.6	2.8	4.0
Avg. Stride Freq. [Hz]	2.2	2.4	2.3	2.2	2.3	2.3	2.2
Avg. Stride Length [m]	5.8	7.5	7.5	7.2	7.3	7.3	7.0

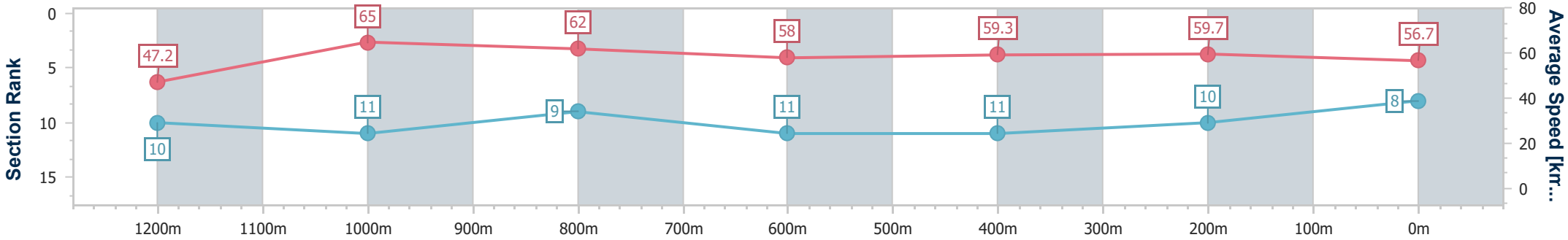

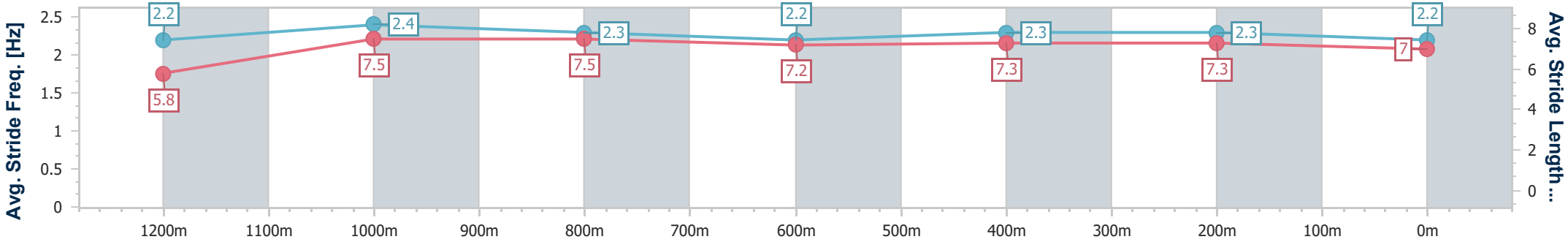

[ ]	Ranking at each section and finish
-:--.--	No data available at this section
NA	No data available

data processed by TRIPLESDATA

Horse/Jockey Name	Egyptian Goddess
Final Rank	9
Fastest Section Time (Section)	0:10.90 (1200m)
Top Speed [km/h] (Section)	66.8 (1200m)
Race State	Finished

TAB

DoombenProfessional

Race 2: MULLINS LAWYERS QTIS Two-Year-Old Maiden Plate - 1350m

04 June 2025 - 11:58

Track Rating: Soft 6, Weather: Fine, Rail Position: +7m Entire

BRISBANE RACING CLUB

Section	Overall	1200m	1000m	800m	600m	400m	200m
Section Times	1:24.10 [9] (0:11.87)	1:12.23 [12] (0:10.90)	1:01.33 [12] (0:11.71)	0:49.62 [12] (0:12.33)	0:37.29 [10] (0:12.15)	0:25.14 [8] (0:11.99)	0:13.15 [8] (0:13.15)
Average Speed [km/h]	45.8	66.1	61.7	58.4	59.1	60.1	54.7
Top Speed [km/h]	64.0	66.8	64.6	60.3	60.6	61.1	58.0
Avg. Dist. to Rail [m]	8.9	0.8	0.5	0.5	0.5	0.6	1.4
Avg. Stride Freq. [Hz]	2.2	2.5	2.4	2.4	2.4	2.5	2.4
Avg. Stride Length [m]	5.6	7.2	7.0	6.8	6.8	6.8	6.4

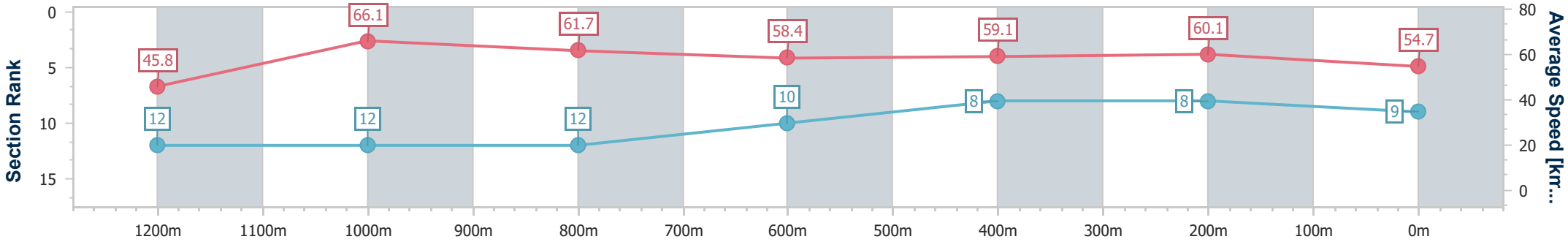

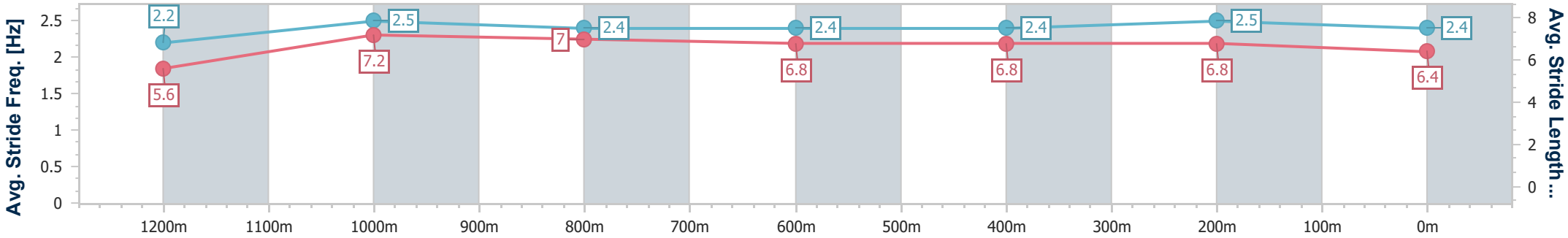

[ ]	Ranking at each section and finish
-:--.--	No data available at this section
NA	No data available

data processed by TRIPLESDATA

Horse/Jockey Name	Verona Girl
Final Rank	10
Fastest Section Time (Section)	0:11.01 (1200m)
Top Speed [km/h] (Section)	66.4 (1200m)
Race State	Finished

DoombenProfessional

Race 2: MULLINS LAWYERS QTIS Two-Year-Old Maiden Plate - 1350m

04 June 2025 - 11:58

Track Rating: Soft 6, Weather: Fine, Rail Position: +7m Entire

BRISBANE RACING CLUB

Section	Overall	1200m	1000m	800m	600m	400m	200m
Section Times	1:24.22 [10] (0:11.33)	1:12.89 [7] (0:11.01)	1:01.88 [8] (0:11.70)	0:50.18 [8] (0:12.71)	0:37.47 [9] (0:12.35)	0:25.12 [10] (0:12.13)	0:12.99 [11] (0:12.99)
Average Speed [km/h]	47.7	65.5	61.5	57.1	58.5	59.4	55.4
Top Speed [km/h]	64.8	66.4	64.7	60.2	60.0	60.5	57.9
Avg. Dist. to Rail [m]	3.0	1.3	0.8	1.4	0.6	1.9	1.2
Avg. Stride Freq. [Hz]	2.3	2.4	2.3	2.3	2.3	2.3	2.3
Avg. Stride Length [m]	5.7	7.6	7.4	7.0	7.1	7.2	6.8

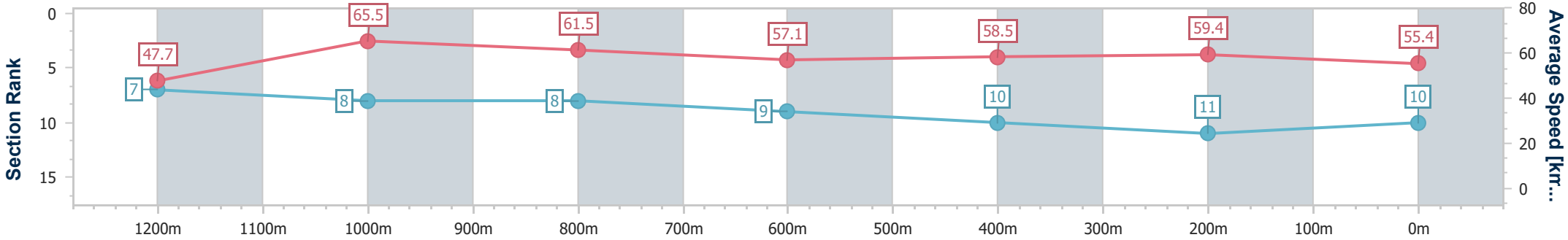

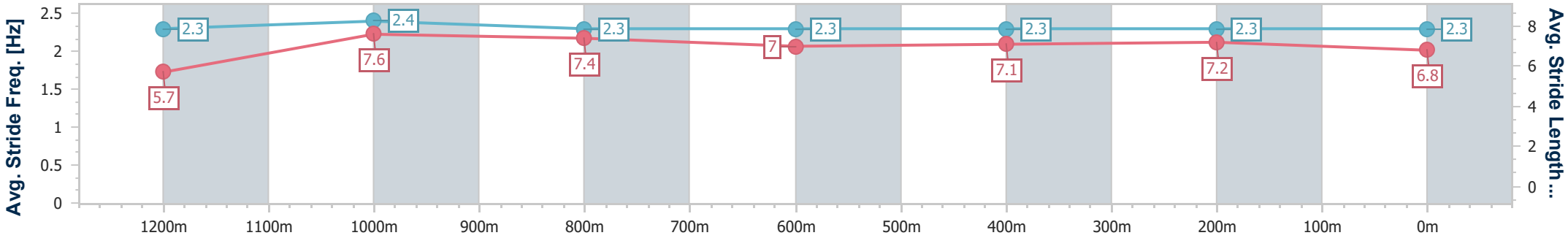

[ ]	Ranking at each section and finish
-:--.--	No data available at this section
NA	No data available

data processed by TRIPLESDATA

Horse/Jockey Name	Happy Coffee
Final Rank	11
Fastest Section Time (Section)	0:11.05 (1200m)
Top Speed [km/h] (Section)	67.5 (1200m)
Race State	Finished

DoombenProfessional

Race 2: MULLINS LAWYERS QTIS Two-Year-Old Maiden Plate - 1350m

04 June 2025 - 11:58

Track Rating: Soft 6, Weather: Fine, Rail Position: +7m Entire

BRISBANE RACING CLUB

Section	Overall	1200m	1000m	800m	600m	400m	200m
Section Times	1:24.53 [11] (0:11.46)	1:13.07 [8] (0:11.05)	1:02.02 [9] (0:11.79)	0:50.23 [11] (0:12.67)	0:37.56 [12] (0:12.47)	0:25.09 [12] (0:12.04)	0:13.05 [12] (0:13.05)
Average Speed [km/h]	47.3	65.0	61.5	57.5	57.9	59.9	55.1
Top Speed [km/h]	62.3	67.5	64.2	60.6	59.6	60.7	58.9
Avg. Dist. to Rail [m]	4.2	1.2	1.5	2.4	1.1	0.7	0.4
Avg. Stride Freq. [Hz]	2.3	2.4	2.3	2.2	2.2	2.3	2.2
Avg. Stride Length [m]	5.7	7.7	7.6	7.3	7.3	7.3	7.0

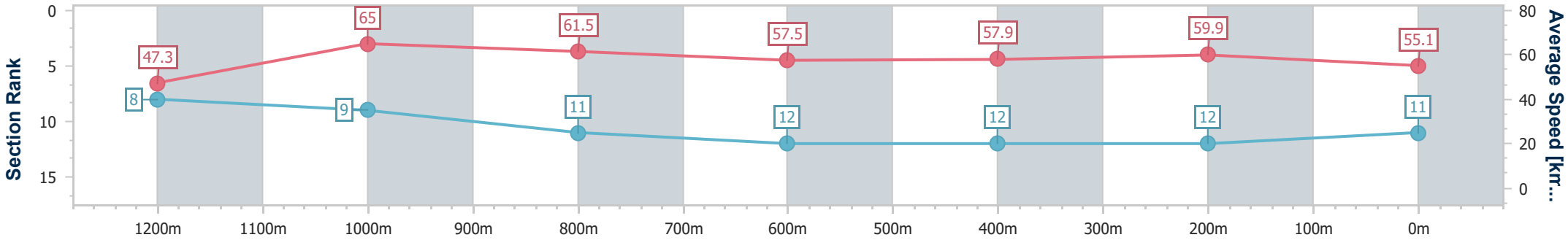

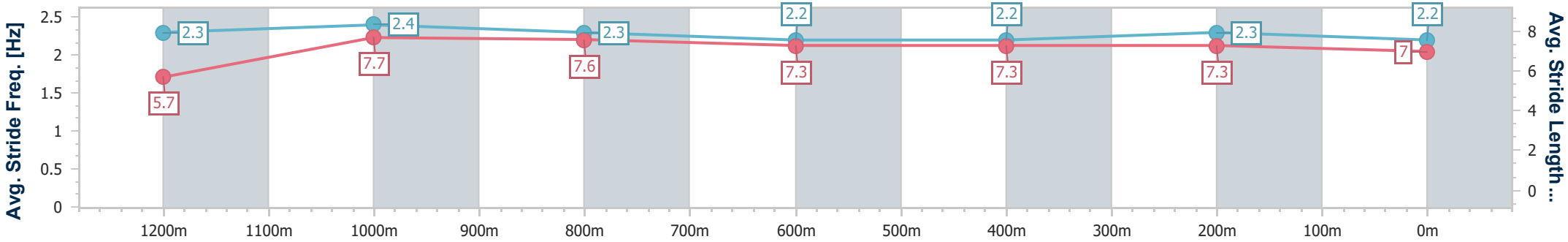

[ ]	Ranking at each section and finish
-:--.--	No data available at this section
NA	No data available

data processed by TRIPLESDATA

Horse/Jockey Name	Vegameister
Final Rank	12
Fastest Section Time (Section)	0:10.94 (1200m)
Top Speed [km/h] (Section)	67.6 (1200m)
Race State	Finished

DoombenProfessional

Race 2: MULLINS LAWYERS QTIS Two-Year-Old Maiden Plate - 1350m

04 June 2025 - 11:58

Track Rating: Soft 6, Weather: Fine, Rail Position: +7m Entire

BRISBANE RACING CLUB

Section	Overall	1200m	1000m	800m	600m	400m	200m
Section Times	1:24.68 [12] (0:11.60)	1:13.08 [11] (0:10.94)	1:02.14 [10] (0:11.73)	0:50.41 [10] (0:12.42)	0:37.99 [8] (0:12.29)	0:25.70 [9] (0:12.07)	0:13.63 [9] (0:13.63)
Average Speed [km/h]	46.6	65.7	61.4	58.2	58.7	59.6	52.8
Top Speed [km/h]	64.3	67.6	63.8	60.7	59.2	60.7	57.3
Avg. Dist. to Rail [m]	6.4	0.4	0.3	0.5	0.4	0.4	0.8
Avg. Stride Freq. [Hz]	2.3	2.4	2.3	2.3	2.3	2.4	2.3
Avg. Stride Length [m]	5.6	7.7	7.5	7.1	7.0	7.0	6.4

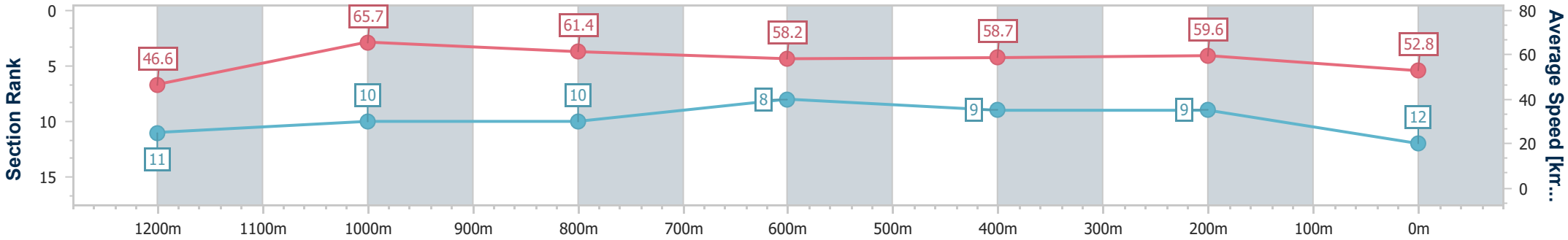

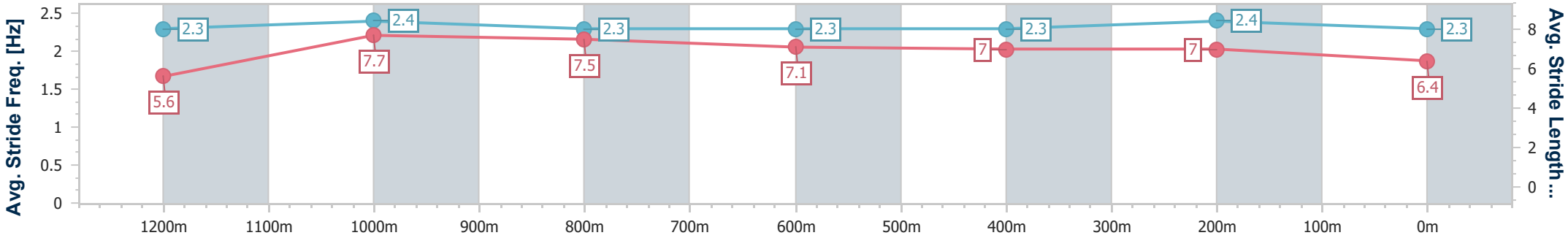

[ ]	Ranking at each section and finish
-:--.--	No data available at this section
NA	No data available

data processed by TRIPLESDATA

DoombenProfessional

Race 3: BREAKFAST WITH THE STARS 10 JUNE Maiden Handicap - 1350m

04 June 2025 - 12:33

BRISBANE RACING CLUB

Track Rating: Soft 5, Weather: Fine, Rail Position: +7m Entire

Section	Overall	1200m	1000m	800m	600m	400m	Last 600m
Field Times	1:21.11 (0:10.80)	1:10.31 (0:10.69)	0:59.62 (0:11.20)	0:48.42 (0:11.92)	0:36.50 (0:12.13)	0:24.37 (0:11.71)	0:36.50

Rank	TAB	Horse/Jockey	Barrier	Top Speed [km/h]	Fastest Section	Overall	1200m	1000m	800m	600m	400m	Last 600m	Distance Travelled [m]
1	3	BATTESIMO	8	68.4	0:10.69	1:21.11 [1]	1:10.31 [1]	0:59.62 [1]	0:48.42 [1]	0:36.50 [1]	0:24.37 [1]	0:36.50	
		Adin Thompson		1200m	1200m	(0:10.80)	(0:10.69)	(0:11.20)	(0:11.92)	(0:12.13)	(0:11.71)		
2	5	GREEN SPRING	7	67.7	0:10.86	1:21.43 [2]	1:10.24 [5]	0:59.38 [5]	0:47.95 [5]	0:36.03 [5]	0:24.08 [5]	0:36.03	+3
		Ryan Maloney		1200m	1200m	(0:11.19)	(0:10.86)	(0:11.43)	(0:11.92)	(0:11.95)	(0:11.67)		
3	4	CAMBRIDGE BAY	10	67.4	0:10.93	1:21.57 [3]	1:10.13 [8]	0:59.20 [8]	0:47.82 [7]	0:36.06 [7]	0:24.13 [6]	0:36.06	+1
		Mark Du Plessis		1000m	1200m	(0:11.44)	(0:10.93)	(0:11.38)	(0:11.76)	(0:11.93)	(0:11.67)		
4	1	DREAM THINKER	1	68.0	0:10.85	1:22.04 [4]	1:11.01 [3]	1:00.16 [4]	0:48.98 [3]	0:37.01 [3]	0:24.91 [4]	0:37.01	-1
		Angela Jones		1200m	1200m	(0:11.03)	(0:10.85)	(0:11.18)	(0:11.97)	(0:12.10)	(0:11.98)		
5	12	SUGAR ISLAND	4	68.6	0:10.79	1:22.20 [5]	1:11.18 [2]	1:00.39 [3]	0:48.99 [4]	0:37.14 [4]	0:25.13 [3]	0:37.14	+1
		Damien Thornton		1200m	1200m	(0:11.02)	(0:10.79)	(0:11.40)	(0:11.85)	(0:12.01)	(0:12.02)		
6	10	ARGERICH	6	67.2	0:10.92	1:22.63 [6]	1:11.36 [6]	1:00.44 [6]	0:49.13 [6]	0:37.20 [6]	0:25.18 [7]	0:37.20	+3
		Craig Williams		1200m	1200m	(0:11.27)	(0:10.92)	(0:11.31)	(0:11.93)	(0:12.02)	(0:11.97)		
7	8	XTRA LA VITA	3	66.6	0:11.04	1:22.90 [7]	1:11.58 [7]	1:00.54 [7]	0:49.05 [8]	0:37.34 [8]	0:25.42 [8]	0:37.34	+0
		Bailey Wheeler		1200m	1200m	(0:11.32)	(0:11.04)	(0:11.49)	(0:11.71)	(0:11.92)	(0:11.74)		
8	11	BETTER NOT FORGET	2	69.0	0:10.62	1:22.91 [8]	1:11.86 [4]	1:01.24 [2]	0:50.07 [2]	0:38.16 [2]	0:25.91 [2]	0:38.16	+2
		Cejay Graham		1200m	1200m	(0:11.05)	(0:10.62)	(0:11.17)	(0:11.91)	(0:12.25)	(0:12.26)		
9	13	ZONTO WILBERFORCE	9	66.5	0:11.09	1:24.00 [9]	1:12.41 [10]	1:01.32 [10]	0:50.01 [9]	0:38.07 [9]	0:26.21 [9]	0:38.07	+3
		Justin Stanley		1000m	1200m	(0:11.59)	(0:11.09)	(0:11.31)	(0:11.94)	(0:11.86)	(0:12.33)		
10	7	PURPOSELY	5	65.9	0:11.07	1:24.42 [10]	1:12.85 [9]	1:01.78 [9]	0:50.39 [10]	0:38.43 [10]	0:26.37 [10]	0:38.43	+0
		Cody Collis		1200m	1200m	(0:11.57)	(0:11.07)	(0:11.39)	(0:11.96)	(0:12.06)	(0:12.50)		

Scratched: Mortal Halo (#6), French Empire (#2), Northern Eagle (#9)

[ ]	Ranking at each section and finish	SCN	Saddle cloth number
-:--.--	No data available at this section	DNF	Did not finish
NA	No data available	DNT	Did not track

data processed by TRIPLESDATA

DoombenProfessional

Race 3: BREAKFAST WITH THE STARS 10 JUNE Maiden Handicap - 1350m

04 June 2025 - 12:33

BRISBANE RACING CLUB

Track Rating: Soft 5, Weather: Fine, Rail Position: +7m Entire

Section	200m	Last 600m
Field Times	0:12.66 (0:12.66)	0:36.50

Rank	TAB	Horse/Jockey	Barrier	Top Speed [km/h]	Fastest Section		Margin		Distance Travelled [m]
1	3	**BATTESIMO**	8	68.4	0:10.69	0:12.66 [1]	1:21.11	0:36.50	
		Adin Thompson		1200m	1200m	(0:12.66)			
2	5	**GREEN SPRING**	7	67.7	0:10.86	0:12.41 [2]	1.87L	0:36.03	+3
		Ryan Maloney		1200m	1200m	(0:12.41)			
3	4	**CAMBRIDGE BAY**	10	67.4	0:10.93	0:12.46 [4]	2.67L	0:36.06	+1
		Mark Du Plessis		1000m	1200m	(0:12.46)			
4	1	**DREAM THINKER**	1	68.0	0:10.85	0:12.93 [5]	5.46L	0:37.01	-1
		Angela Jones		1200m	1200m	(0:12.93)			
5	12	**SUGAR ISLAND**	4	68.6	0:10.79	0:13.11 [3]	6.38L	0:37.14	+1
		Damien Thornton		1200m	1200m	(0:13.11)			
6	10	**ARGERICH**	6	67.2	0:10.92	0:13.21 [8]	8.93L	0:37.20	+3
		Craig Williams		1200m	1200m	(0:13.21)			
7	8	**XTRA LA VITA**	3	66.6	0:11.04	0:13.68 [6]	10.54L	0:37.34	+0
		Bailey Wheeler		1200m	1200m	(0:13.68)			
8	11	**BETTER NOT FORGET**	2	69.0	0:10.62	0:13.65 [7]	10.56L	0:38.16	+2
		Cejay Graham		1200m	1200m	(0:13.65)			
9	13	**ZONTO WILBERFORCE**	9	66.5	0:11.09	0:13.88 [9]	16.98L	0:38.07	+3
		Justin Stanley		1000m	1200m	(0:13.88)			
10	7	**PURPOSELY**	5	65.9	0:11.07	0:13.87 [10]	19.48L	0:38.43	+0
		Cody Collis		1200m	1200m	(0:13.87)			

Scratched: Mortal Halo (#6), French Empire (#2), Northern Eagle (#9)

[ ]	Ranking at each section and finish	SCN	Saddle cloth number
-:--.--	No data available at this section	DNF	Did not finish
NA	No data available	DNT	Did not track

data processed by TRIPLESDATA

Horse/Jockey Name	Battesimo
Final Rank	1
Fastest Section Time (Section)	0:10.69 (1200m)
Top Speed [km/h] (Section)	68.4 (1200m)
Race State	Finished

TAB

DoombenProfessional

Race 3: BREAKFAST WITH THE STARS 10 JUNE Maiden Handicap - 1350m

04 June 2025 - 12:33

Track Rating: Soft 5, Weather: Fine, Rail Position: +7m Entire

BRISBANE RACING CLUB

Section	Overall	1200m	1000m	800m	600m	400m	200m
Section Times	1:21.11 [1] (0:10.80)	1:10.31 [1] (0:10.69)	0:59.62 [1] (0:11.20)	0:48.42 [1] (0:11.92)	0:36.50 [1] (0:12.13)	0:24.37 [1] (0:11.71)	0:12.66 [1] (0:12.66)
Average Speed [km/h]	50.1	67.4	64.3	60.3	59.0	61.1	57.1
Top Speed [km/h]	67.5	68.4	66.5	62.7	59.7	62.0	61.0
Avg. Dist. to Rail [m]	7.1	0.8	0.4	0.2	1.3	1.9	0.8
Avg. Stride Freq. [Hz]	2.1	2.3	2.2	2.2	2.1	2.2	2.2
Avg. Stride Length [m]	6.3	8.2	8.1	7.8	7.7	7.8	7.2

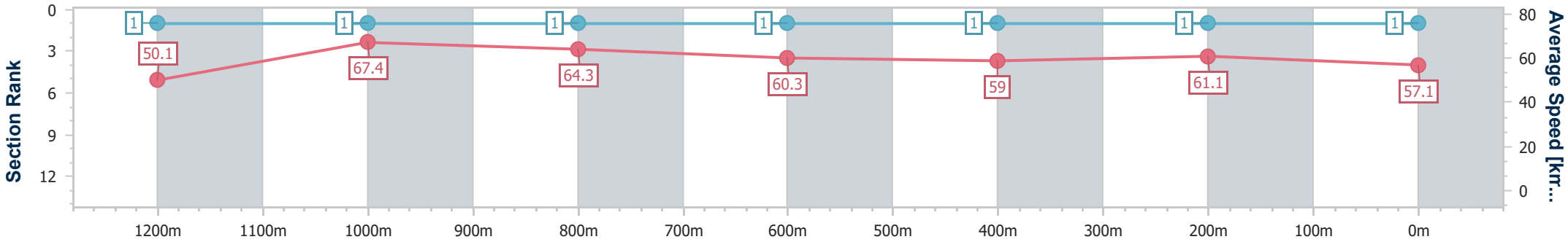

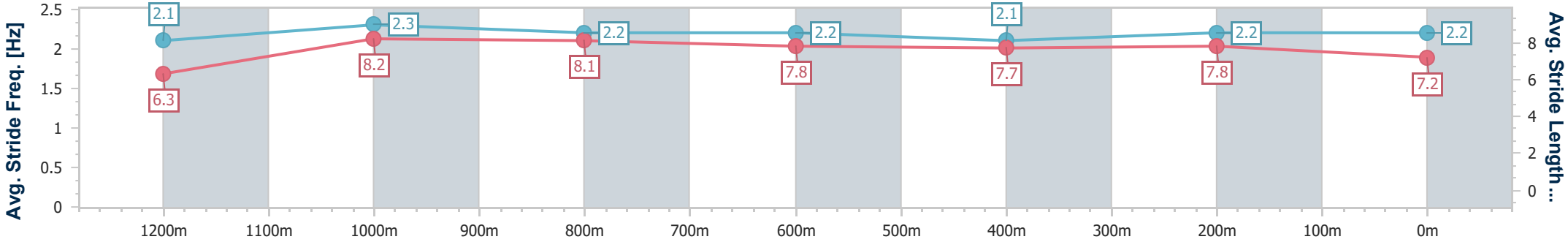

[ ]	Ranking at each section and finish
-:--.--	No data available at this section
NA	No data available

data processed by TRIPLESDATA

Horse/Jockey Name	Green Spring
Final Rank	2
Fastest Section Time (Section)	0:10.86 (1200m)
Top Speed [km/h] (Section)	67.7 (1200m)
Race State	Finished

DoombenProfessional

Race 3: BREAKFAST WITH THE STARS 10 JUNE Maiden Handicap - 1350m

04 June 2025 - 12:33

Track Rating: Soft 5, Weather: Fine, Rail Position: +7m Entire

BRISBANE RACING CLUB

Section	Overall	1200m	1000m	800m	600m	400m	200m
Section Times	1:21.43 [2] (0:11.19)	1:10.24 [5] (0:10.86)	0:59.38 [5] (0:11.43)	0:47.95 [5] (0:11.92)	0:36.03 [5] (0:11.95)	0:24.08 [5] (0:11.67)	0:12.41 [2] (0:12.41)
Average Speed [km/h]	48.5	66.2	63.4	60.9	60.7	61.8	58.1
Top Speed [km/h]	65.4	67.7	67.7	62.8	61.6	63.0	60.9
Avg. Dist. to Rail [m]	5.8	1.8	1.4	1.6	1.3	2.6	2.4
Avg. Stride Freq. [Hz]	2.2	2.3	2.2	2.2	2.2	2.3	2.3
Avg. Stride Length [m]	6.0	7.4	7.6	7.6	7.6	7.5	7.2

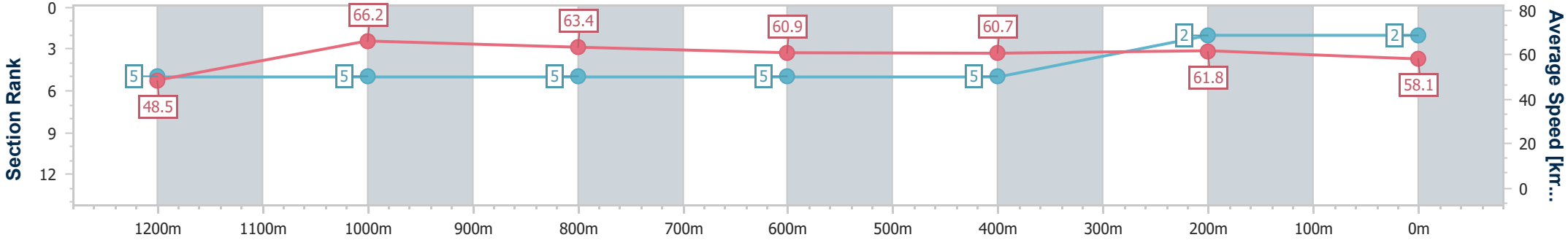

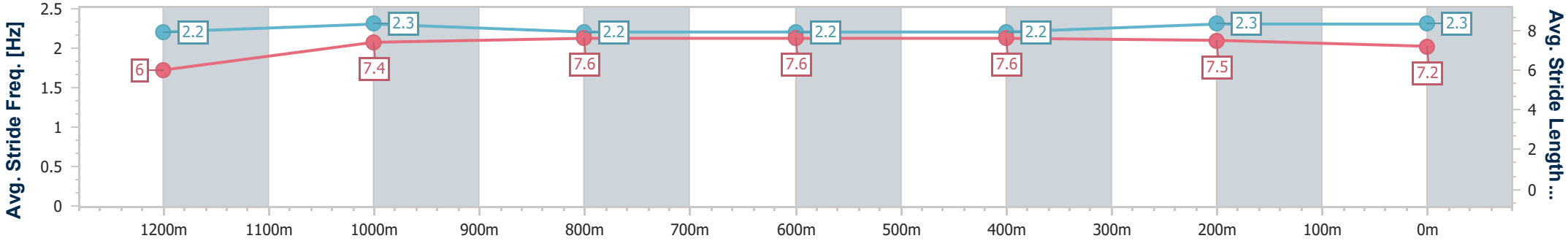

[ ]	Ranking at each section and finish
-:--.--	No data available at this section
NA	No data available

data processed by TRIPLESDATA

Horse/Jockey Name	Cambridge Bay
Final Rank	3
Fastest Section Time (Section)	0:10.93 (1200m)
Top Speed [km/h] (Section)	67.4 (1000m)
Race State	Finished

DoombenProfessional

Race 3: BREAKFAST WITH THE STARS 10 JUNE Maiden Handicap - 1350m

04 June 2025 - 12:33

Track Rating: Soft 5, Weather: Fine, Rail Position: +7m Entire

BRISBANE RACING CLUB

Section	Overall	1200m	1000m	800m	600m	400m	200m
Section Times	1:21.57 [3] (0:11.44)	1:10.13 [8] (0:10.93)	0:59.20 [8] (0:11.38)	0:47.82 [7] (0:11.76)	0:36.06 [7] (0:11.93)	0:24.13 [6] (0:11.67)	0:12.46 [4] (0:12.46)
Average Speed [km/h]	47.3	66.0	63.4	61.3	60.7	62.1	57.7
Top Speed [km/h]	65.0	67.4	67.4	62.8	62.5	62.8	61.0
Avg. Dist. to Rail [m]	9.1	1.2	0.8	0.8	1.0	3.6	4.0
Avg. Stride Freq. [Hz]	2.3	2.4	2.4	2.4	2.3	2.4	2.4
Avg. Stride Length [m]	5.6	7.2	7.1	7.2	7.1	6.8	6.7

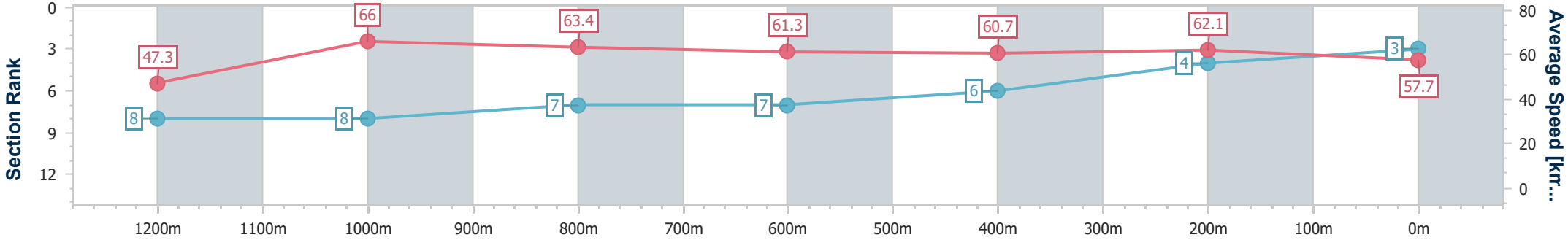

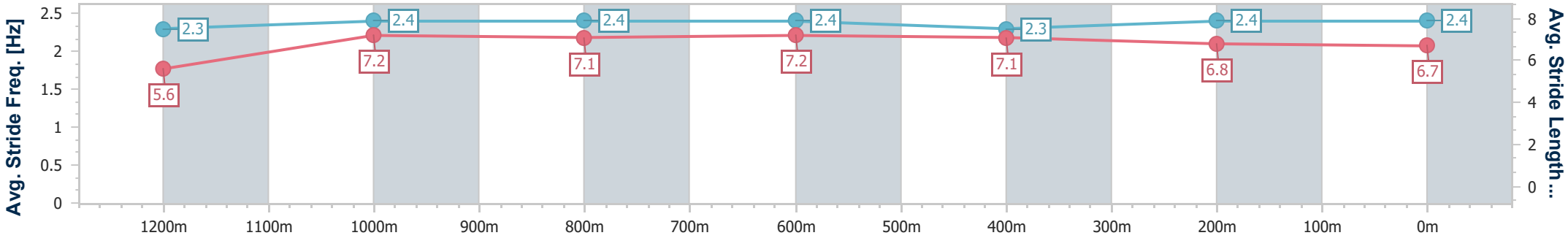

[ ]	Ranking at each section and finish
-:--.--	No data available at this section
NA	No data available

data processed by TRIPLESDATA

Horse/Jockey Name	Dream Thinker
Final Rank	4
Fastest Section Time (Section)	0:10.85 (1200m)
Top Speed [km/h] (Section)	68.0 (1200m)
Race State	Finished

TAB

DoombenProfessional

Race 3: BREAKFAST WITH THE STARS 10 JUNE Maiden Handicap - 1350m

04 June 2025 - 12:33

Track Rating: Soft 5, Weather: Fine, Rail Position: +7m Entire

BRISBANE RACING CLUB

Section	Overall	1200m	1000m	800m	600m	400m	200m
Section Times	1:22.04 [4] (0:11.03)	1:11.01 [3] (0:10.85)	1:00.16 [4] (0:11.18)	0:48.98 [3] (0:11.97)	0:37.01 [3] (0:12.10)	0:24.91 [4] (0:11.98)	0:12.93 [5] (0:12.93)
Average Speed [km/h]	49.0	66.3	64.5	60.2	59.3	60.1	55.7
Top Speed [km/h]	66.6	68.0	67.7	62.6	60.6	61.8	57.8
Avg. Dist. to Rail [m]	1.7	0.4	0.4	0.3	0.6	0.7	0.5
Avg. Stride Freq. [Hz]	2.4	2.6	2.4	2.4	2.4	2.4	2.4
Avg. Stride Length [m]	5.5	7.1	7.4	6.9	7.0	6.9	6.4

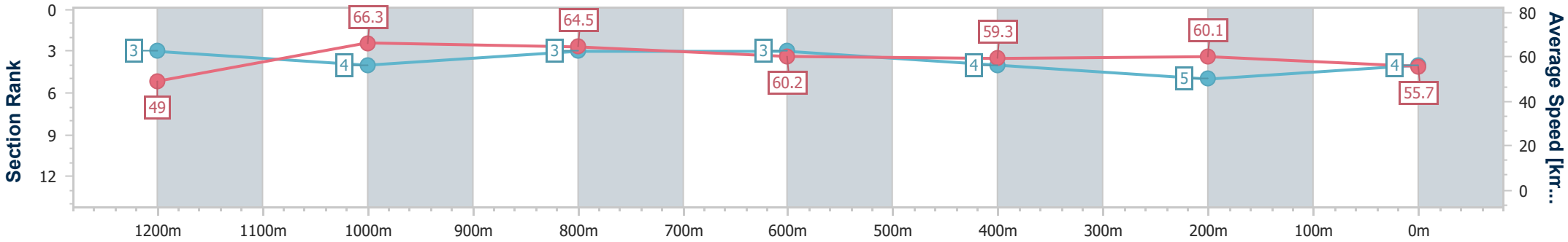

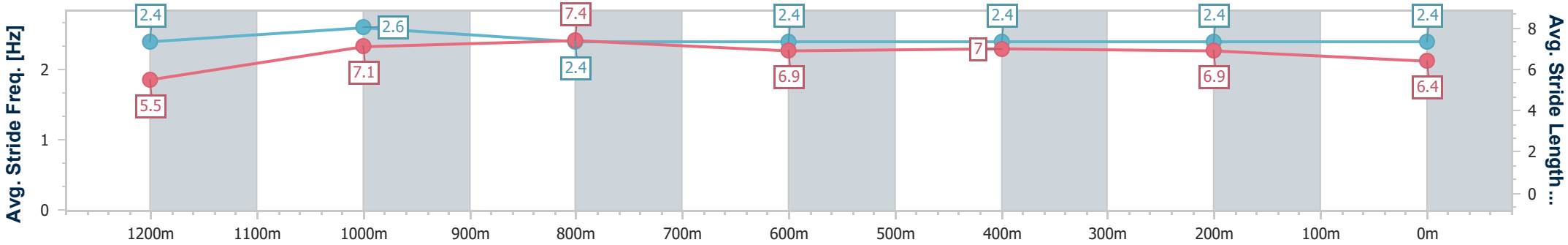

[ ]	Ranking at each section and finish
-:--.--	No data available at this section
NA	No data available

data processed by TRIPLESDATA

Horse/Jockey Name	Sugar Island
Final Rank	5
Fastest Section Time (Section)	0:10.79 (1200m)
Top Speed [km/h] (Section)	68.6 (1200m)
Race State	Finished

TAB

DoombenProfessional

Race 3: BREAKFAST WITH THE STARS 10 JUNE Maiden Handicap - 1350m

04 June 2025 - 12:33

Track Rating: Soft 5, Weather: Fine, Rail Position: +7m Entire

BRISBANE RACING CLUB

Section	Overall	1200m	1000m	800m	600m	400m	200m
Section Times	1:22.20 [5] (0:11.02)	1:11.18 [2] (0:10.79)	1:00.39 [3] (0:11.40)	0:48.99 [4] (0:11.85)	0:37.14 [4] (0:12.01)	0:25.13 [3] (0:12.02)	0:13.11 [3] (0:13.11)
Average Speed [km/h]	48.9	66.7	63.4	61.4	60.1	60.0	54.9
Top Speed [km/h]	66.0	68.6	64.7	63.8	61.7	61.2	58.0
Avg. Dist. to Rail [m]	4.7	3.4	2.4	1.4	0.8	1.3	2.2
Avg. Stride Freq. [Hz]	2.4	2.5	2.4	2.3	2.3	2.3	2.3
Avg. Stride Length [m]	5.7	7.4	7.4	7.3	7.2	7.1	6.7

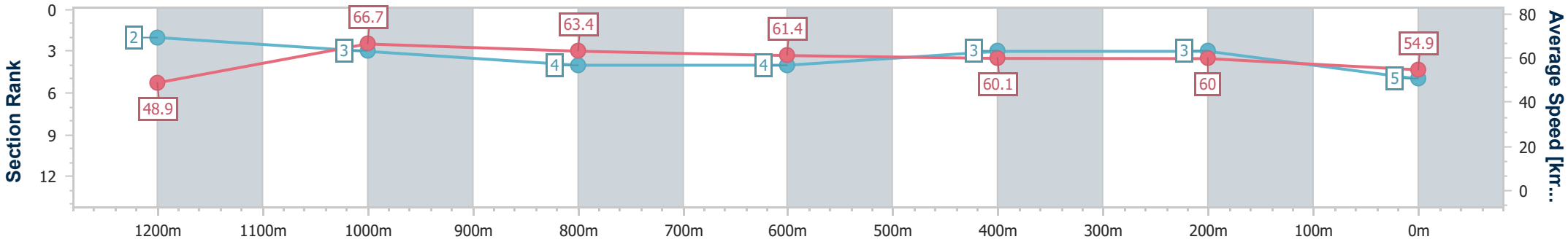

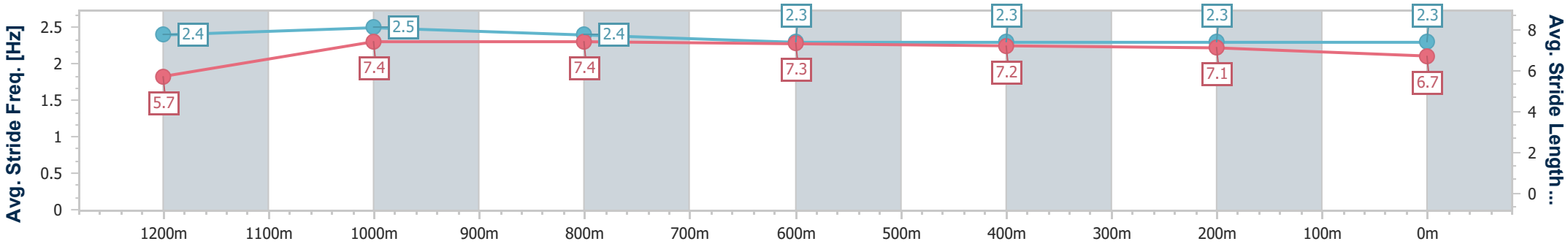

[ ]	Ranking at each section and finish
-:--.--	No data available at this section
NA	No data available

data processed by TRIPLESDATA

Horse/Jockey Name	Argerich
Final Rank	6
Fastest Section Time (Section)	0:10.92 (1200m)
Top Speed [km/h] (Section)	67.2 (1200m)
Race State	Finished

DoombenProfessional

Race 3: BREAKFAST WITH THE STARS 10 JUNE Maiden Handicap - 1350m

04 June 2025 - 12:33

Track Rating: Soft 5, Weather: Fine, Rail Position: +7m Entire

BRISBANE RACING CLUB

Section	Overall	1200m	1000m	800m	600m	400m	200m
Section Times	1:22.63 [6] (0:11.27)	1:11.36 [6] (0:10.92)	1:00.44 [6] (0:11.31)	0:49.13 [6] (0:11.93)	0:37.20 [6] (0:12.02)	0:25.18 [7] (0:11.97)	0:13.21 [8] (0:13.21)
Average Speed [km/h]	48.1	65.8	63.7	61.3	60.1	60.1	54.3
Top Speed [km/h]	66.8	67.2	66.1	63.4	61.2	61.9	58.7
Avg. Dist. to Rail [m]	4.3	0.6	0.7	2.4	0.7	1.8	4.0
Avg. Stride Freq. [Hz]	2.3	2.5	2.4	2.4	2.4	2.4	2.3
Avg. Stride Length [m]	5.7	7.4	7.3	7.1	7.1	7.0	6.7

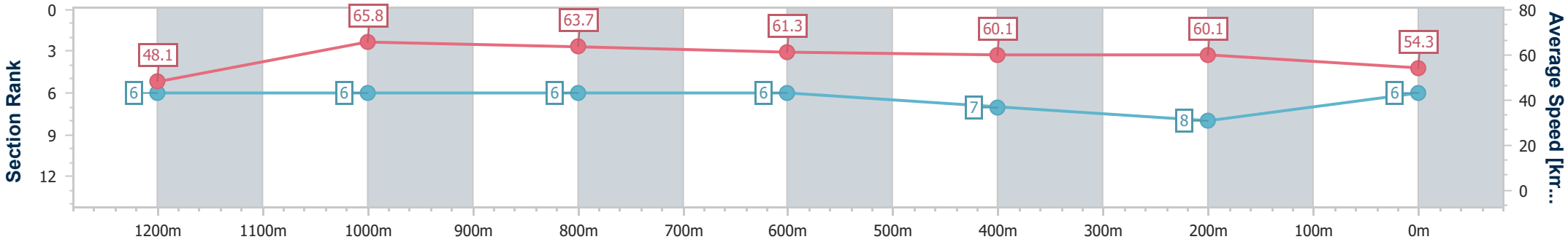

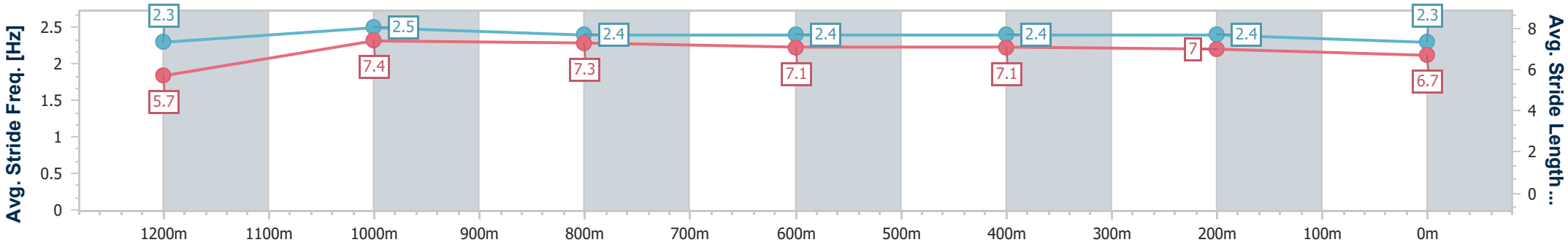

[ ]	Ranking at each section and finish
-:--.--	No data available at this section
NA	No data available

data processed by TRIPLESDATA

Horse/Jockey Name	Xtra La Vita
Final Rank	7
Fastest Section Time (Section)	0:11.04 (1200m)
Top Speed [km/h] (Section)	66.6 (1200m)
Race State	Finished

TAB

DoombenProfessional

Race 3: BREAKFAST WITH THE STARS 10 JUNE Maiden Handicap - 1350m

04 June 2025 - 12:33

Track Rating: Soft 5, Weather: Fine, Rail Position: +7m Entire

BRISBANE RACING CLUB

Section	Overall	1200m	1000m	800m	600m	400m	200m
Section Times	1:22.90 [7] (0:11.32)	1:11.58 [7] (0:11.04)	1:00.54 [7] (0:11.49)	0:49.05 [8] (0:11.71)	0:37.34 [8] (0:11.92)	0:25.42 [8] (0:11.74)	0:13.68 [6] (0:13.68)
Average Speed [km/h]	47.9	65.1	62.7	61.6	60.2	61.2	52.7
Top Speed [km/h]	65.8	66.6	66.5	63.6	61.3	62.8	56.9
Avg. Dist. to Rail [m]	2.7	0.5	0.6	0.3	0.6	1.3	2.6
Avg. Stride Freq. [Hz]	2.1	2.4	2.3	2.3	2.3	2.3	2.2
Avg. Stride Length [m]	6.1	7.5	7.4	7.4	7.4	7.3	6.7

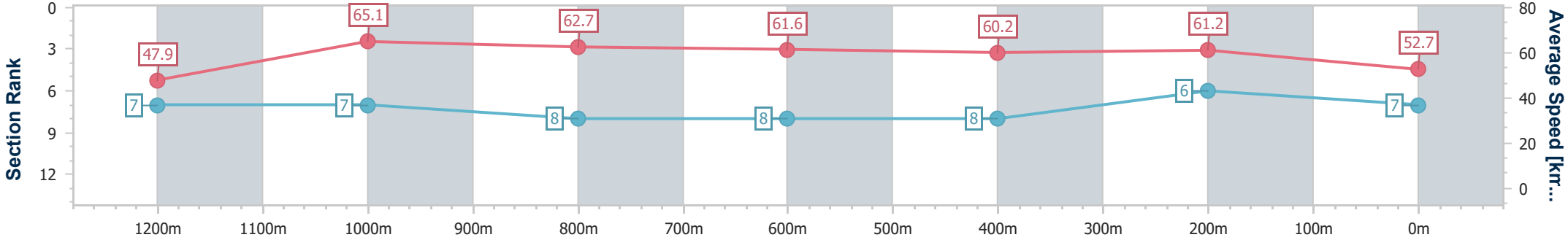

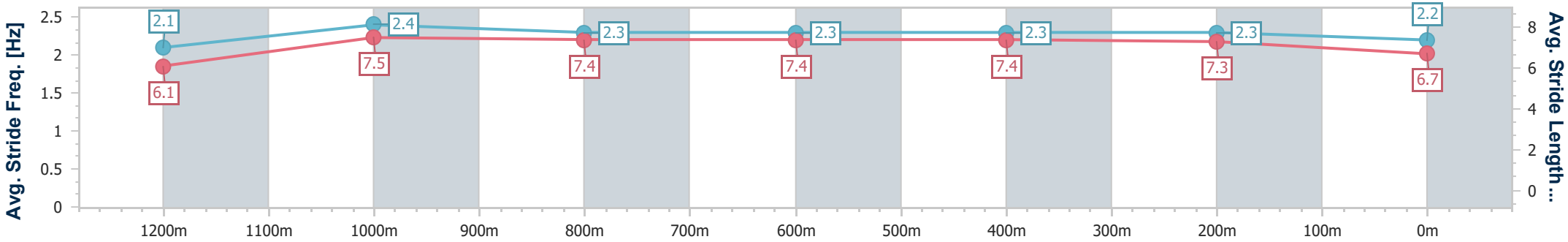

[ ]	Ranking at each section and finish
-:--.--	No data available at this section
NA	No data available

data processed by TRIPLESDATA

Horse/Jockey Name	Better Not Forget
Final Rank	8
Fastest Section Time (Section)	0:10.62 (1200m)
Top Speed [km/h] (Section)	69.0 (1200m)
Race State	Finished

TAB

DoombenProfessional

Race 3: BREAKFAST WITH THE STARS 10 JUNE Maiden Handicap - 1350m

04 June 2025 - 12:33

Track Rating: Soft 5, Weather: Fine, Rail Position: +7m Entire

BRISBANE RACING CLUB

Section	Overall	1200m	1000m	800m	600m	400m	200m
Section Times	1:22.91 [8] (0:11.05)	1:11.86 [4] (0:10.62)	1:01.24 [2] (0:11.17)	0:50.07 [2] (0:11.91)	0:38.16 [2] (0:12.25)	0:25.91 [2] (0:12.26)	0:13.65 [7] (0:13.65)
Average Speed [km/h]	49.0	67.6	64.8	61.0	59.2	58.7	53.0
Top Speed [km/h]	67.0	69.0	67.6	62.7	60.8	60.1	56.3
Avg. Dist. to Rail [m]	2.6	1.3	1.3	1.6	1.5	1.8	2.2
Avg. Stride Freq. [Hz]	2.4	2.6	2.5	2.4	2.5	2.5	2.4
Avg. Stride Length [m]	5.7	7.3	7.2	6.9	6.7	6.6	6.1

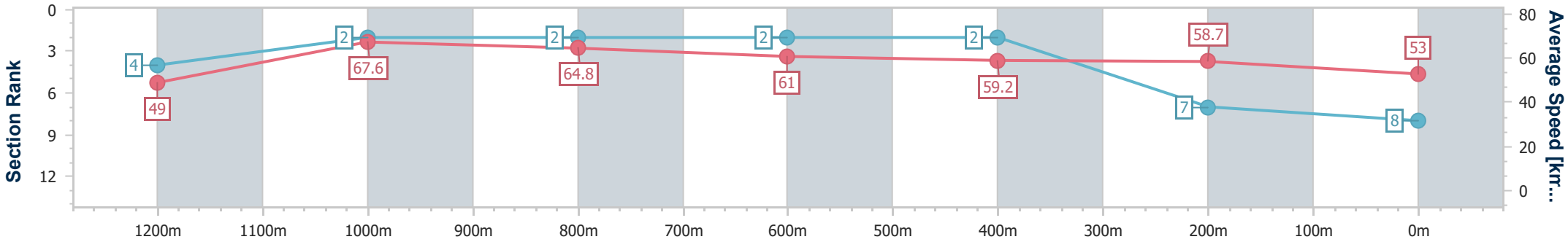

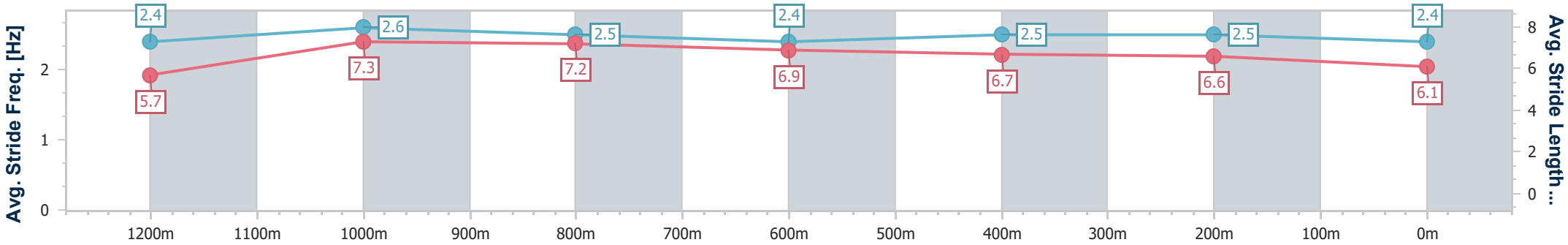

[ ]	Ranking at each section and finish
-:--.--	No data available at this section
NA	No data available

data processed by TRIPLESDATA

Horse/Jockey Name	Zonto Wilberforce
Final Rank	9
Fastest Section Time (Section)	0:11.09 (1200m)
Top Speed [km/h] (Section)	66.5 (1000m)
Race State	Finished

DoombenProfessional

Race 3: BREAKFAST WITH THE STARS 10 JUNE Maiden Handicap - 1350m

04 June 2025 - 12:33

Track Rating: Soft 5, Weather: Fine, Rail Position: +7m Entire

BRISBANE RACING CLUB

Section	Overall	1200m	1000m	800m	600m	400m	200m
Section Times	1:24.00 [9] (0:11.59)	1:12.41 [10] (0:11.09)	1:01.32 [10] (0:11.31)	0:50.01 [9] (0:11.94)	0:38.07 [9] (0:11.86)	0:26.21 [9] (0:12.33)	0:13.88 [9] (0:13.88)
Average Speed [km/h]	46.5	64.9	64.0	61.0	60.8	58.0	51.8
Top Speed [km/h]	64.1	66.3	66.5	61.6	61.7	60.5	55.4
Avg. Dist. to Rail [m]	6.5	1.2	1.6	2.3	0.7	1.7	1.1
Avg. Stride Freq. [Hz]	2.1	2.3	2.3	2.2	2.2	2.2	2.1
Avg. Stride Length [m]	5.9	7.7	7.5	7.6	7.5	7.2	6.6

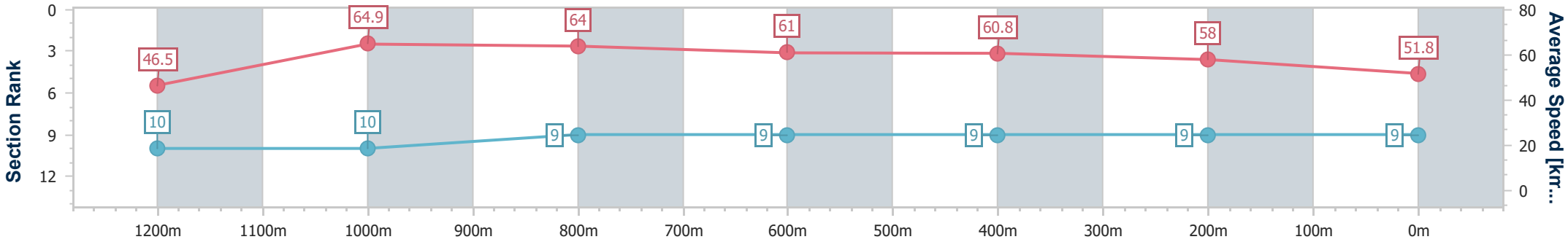

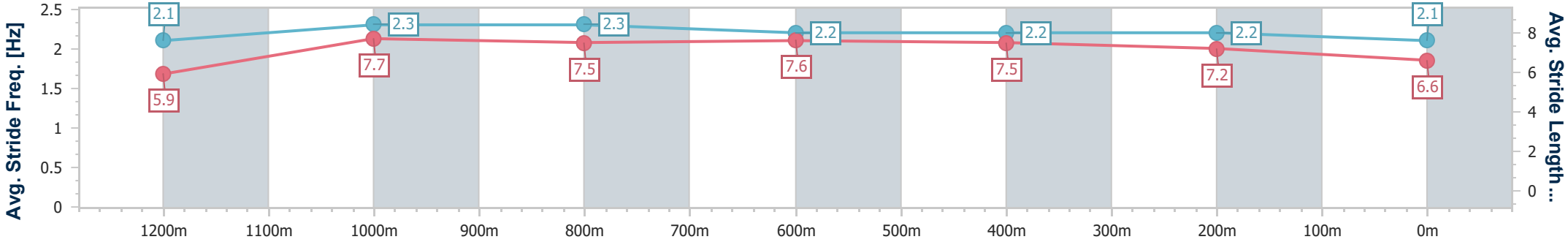

[ ]	Ranking at each section and finish
-:--.--	No data available at this section
NA	No data available

data processed by TRIPLESDATA

Horse/Jockey Name	Purposely
Final Rank	10
Fastest Section Time (Section)	0:11.07 (1200m)
Top Speed [km/h] (Section)	65.9 (1200m)
Race State	Finished

DoombenProfessional

Race 3: BREAKFAST WITH THE STARS 10 JUNE Maiden Handicap - 1350m

04 June 2025 - 12:33

Track Rating: Soft 5, Weather: Fine, Rail Position: +7m Entire

BRISBANE RACING CLUB

Section	Overall	1200m	1000m	800m	600m	400m	200m
Section Times	1:24.42 [10] (0:11.57)	1:12.85 [9] (0:11.07)	1:01.78 [9] (0:11.39)	0:50.39 [10] (0:11.96)	0:38.43 [10] (0:12.06)	0:26.37 [10] (0:12.50)	0:13.87 [10] (0:13.87)
Average Speed [km/h]	46.7	65.0	63.4	60.1	59.2	57.1	51.8
Top Speed [km/h]	64.4	65.9	65.0	61.4	59.6	58.8	56.2
Avg. Dist. to Rail [m]	4.0	0.5	0.6	0.6	2.3	2.2	1.5
Avg. Stride Freq. [Hz]	2.2	2.4	2.4	2.4	2.4	2.3	2.2
Avg. Stride Length [m]	5.7	7.2	7.0	7.1	7.0	6.9	6.6

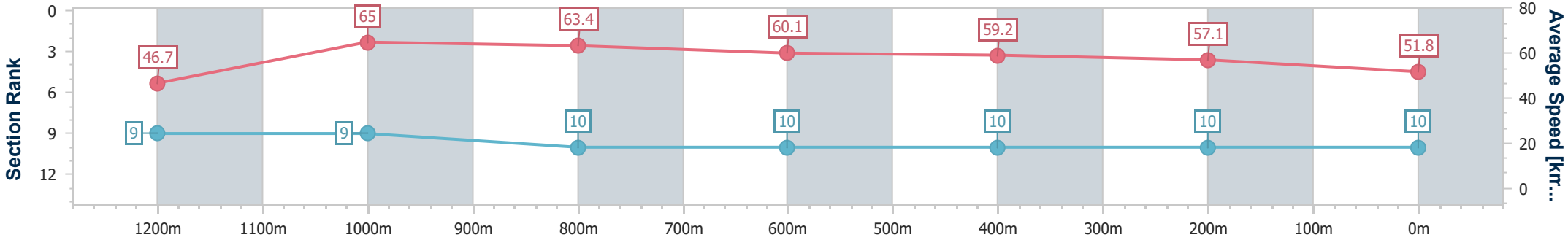

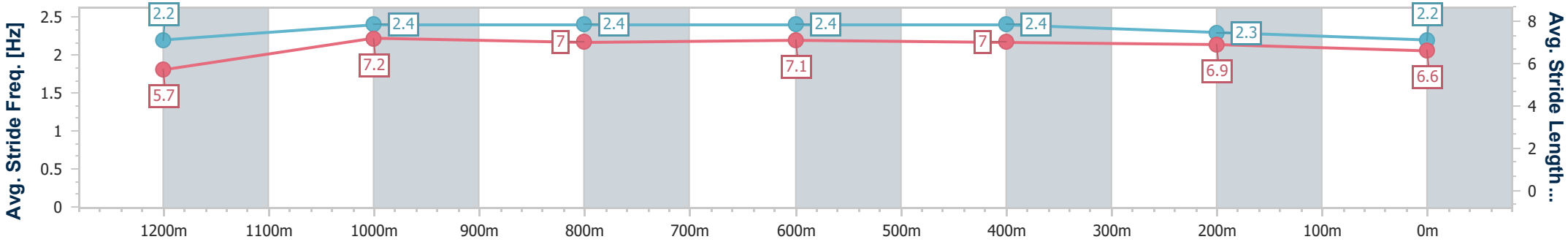

[ ]	Ranking at each section and finish
-:--.--	No data available at this section
NA	No data available

data processed by TRIPLESDATA

DoombenProfessional

Race 4: TATTERSALLS TIARA RACEDAY 28 JUNE Maiden Plate - 1640m

04 June 2025 - 13:08

BRISBANE RACING CLUB

Track Rating: Soft 6, Weather: Fine, Rail Position: +7m Entire

Section	Overall	1400m	1200m	1000m	800m	600m	400m	Last 600m
Field Times	1:42.10 (0:16.29)	1:25.81 (0:11.73)	1:14.08 (0:11.93)	1:02.15 (0:12.50)	0:49.65 (0:12.75)	0:36.90 (0:12.39)	0:24.51 (0:11.90)	0:36.90

Rank	TAB	Horse/Jockey	Barrier	Top Speed [km/h]	Fastest Section	Overall	1400m	1200m	1000m	800m	600m	400m	Last 600m	Distance Travelled [m]
1	7	JILLAROO	10	63.8	0:11.73	1:42.10 [1]	1:25.81 [1]	1:14.08 [1]	1:02.15 [1]	0:49.65 [1]	0:36.90 [2]	0:24.51 [1]	0:36.90	
		Ryan Maloney		Overall	1400m	(0:16.29)	(0:11.73)	(0:11.93)	(0:12.50)	(0:12.75)	(0:12.39)	(0:11.90)		
2	12	STOICISM	5	63.9	0:11.82	1:42.36 [2]	1:25.53 [8]	1:13.71 [6]	1:01.81 [7]	0:49.34 [7]	0:36.60 [7]	0:24.29 [7]	0:36.60	+3
		Nikita Beriman		Overall	1400m	(0:16.83)	(0:11.82)	(0:11.90)	(0:12.47)	(0:12.74)	(0:12.31)	(0:11.99)		
3	1	CASTERLY ROCK	8	62.9	0:11.89	1:42.36 [3]	1:25.28 [10]	1:13.39 [9]	1:01.48 [9]	0:49.04 [9]	0:36.38 [9]	0:24.07 [9]	0:36.38	+3
		Damien Thornton		Overall	1400m	(0:17.08)	(0:11.89)	(0:11.91)	(0:12.44)	(0:12.66)	(0:12.31)	(0:11.98)		
4	2	DURBAN HARBOUR	1	63.8	0:11.84	1:42.45 [4]	1:25.99 [4]	1:14.15 [4]	1:02.22 [4]	0:49.72 [3]	0:36.92 [3]	0:24.62 [3]	0:36.92	+2
		Tahlia Fenlon		Overall	1400m	(0:16.46)	(0:11.84)	(0:11.93)	(0:12.50)	(0:12.80)	(0:12.30)	(0:11.99)		
5	10	SATURDAYS GIRL	9	66.2	0:11.81	1:42.63 [5]	1:25.90 [6]	1:13.90 [8]	1:01.83 [8]	0:49.32 [8]	0:36.68 [8]	0:24.40 [8]	0:36.68	+5
		Craig Williams		Overall	400m	(0:16.73)	(0:12.00)	(0:12.07)	(0:12.51)	(0:12.64)	(0:12.28)	(0:11.81)		
6	8	KALBAR QUEEN	11	62.6	0:11.85	1:43.02 [6]	1:25.82 [11]	1:13.77 [11]	1:01.83 [11]	0:49.39 [10]	0:36.81 [11]	0:24.54 [10]	0:36.81	+5
		Jake Bayliss		1400m	400m	(0:17.20)	(0:12.05)	(0:11.94)	(0:12.44)	(0:12.58)	(0:12.27)	(0:11.85)		
7	3	ELROY	6	62.4	0:11.83	1:43.26 [7]	1:26.52 [7]	1:14.55 [7]	1:02.72 [6]	0:50.35 [5]	0:37.72 [4]	0:25.42 [4]	0:37.72	+7
		Taylor Marshall		1400m	1200m	(0:16.74)	(0:11.97)	(0:11.83)	(0:12.37)	(0:12.63)	(0:12.30)	(0:12.08)		
8	11	SHAMOUTI	3	63.2	0:12.04	1:43.41 [8]	1:26.97 [3]	1:14.91 [5]	1:02.87 [5]	0:50.42 [6]	0:37.72 [6]	0:25.41 [5]	0:37.72	+10
		Robbie Dolan		Overall	1200m	(0:16.44)	(0:12.06)	(0:12.04)	(0:12.45)	(0:12.70)	(0:12.31)	(0:12.21)		
9	9	LIPSTICK LIES	2	64.3	0:11.76	1:43.41 [9]	1:27.02 [2]	1:15.26 [3]	1:03.20 [3]	0:50.68 [4]	0:37.86 [5]	0:25.36 [6]	0:37.86	+6
		Georgina Cartwright		Overall	1400m	(0:16.39)	(0:11.76)	(0:12.06)	(0:12.52)	(0:12.82)	(0:12.50)	(0:12.11)		
10	6	BRAVE HOSHI	7	63.3	0:12.02	1:43.44 [10]	1:26.41 [9]	1:14.39 [10]	1:02.34 [10]	0:49.80 [11]	0:37.26 [10]	0:24.87 [11]	0:37.26	+5
		Luke Tarrant		Overall	1400m	(0:17.03)	(0:12.02)	(0:12.05)	(0:12.54)	(0:12.54)	(0:12.39)	(0:12.20)		

Scratched: Global (#5)

[ ]	Ranking at each section and finish	**SCN**	Saddle cloth number
-:--.--	No data available at this section	**DNF**	Did not finish
NA	No data available	**DNT**	Did not track

data processed by TRIPLESDATA

DoombenProfessional

Race 4: TATTERSALLS TIARA RACEDAY 28 JUNE Maiden Plate - 1640m

04 June 2025 - 13:08

BRISBANE RACING CLUB

Track Rating: Soft 6, Weather: Fine, Rail Position: +7m Entire

Section	Overall	1400m	1200m	1000m	800m	600m	400m	Last 600m
Field Times	1:42.10 (0:16.29)	1:25.81 (0:11.73)	1:14.08 (0:11.93)	1:02.15 (0:12.50)	0:49.65 (0:12.75)	0:36.90 (0:12.39)	0:24.51 (0:11.90)	0:36.90

Rank	TAB	Horse/Jockey	Barrier	Top Speed [km/h]	Fastest Section	Overall	1400m	1200m	1000m	800m	600m	400m	Last 600m	Distance Travelled [m]
11	4	LUCIFER THE CAT	4	64.4	0:11.60	1:43.48 [11]	1:26.99 [5]	1:15.39 [2]	1:03.41 [2]	0:50.99 [2]	0:38.28 [1]	0:25.78 [2]	0:38.28	+6
		Micheal Hellyer		1400m	1400m	(0:16.49)	(0:11.60)	(0:11.98)	(0:12.42)	(0:12.71)	(0:12.50)	(0:12.47)		

Scratched: Global (#5)

[ ]	Ranking at each section and finish	**SCN**	Saddle cloth number
-:--.--	No data available at this section	**DNF**	Did not finish
NA	No data available	**DNT**	Did not track

data processed by TRIPLESDATA

DoombenProfessional

Race 4: TATTERSALLS TIARA RACEDAY 28 JUNE Maiden Plate - 1640m

04 June 2025 - 13:08

BRISBANE RACING CLUB

Track Rating: Soft 6, Weather: Fine, Rail Position: +7m Entire

Section	200m	Last 600m
Field Times	0:12.61 (0:12.61)	0:36.90

Rank	TAB	Horse/Jockey	Barrier	Top Speed [km/h]	Fastest Section		Margin		Distance Travelled [m]
1	7	**JILLAROO**	10	63.8	0:11.73	0:12.61 [1]	1:42.10	0:36.90	
		Ryan Maloney		Overall	1400m	(0:12.61)			
2	12	**STOICISM**	5	63.9	0:11.82	0:12.30 [5]	1.49L	0:36.60	+3
		Nikita Beriman		Overall	1400m	(0:12.30)			
3	1	**CASTERLY ROCK**	8	62.9	0:11.89	0:12.09 [9]	1.51L	0:36.38	+3
		Damien Thornton		Overall	1400m	(0:12.09)			
4	2	**DURBAN HARBOUR**	1	63.8	0:11.84	0:12.63 [2]	2.05L	0:36.92	+2
		Tahlia Fenlon		Overall	1400m	(0:12.63)			
5	10	**SATURDAYS GIRL**	9	66.2	0:11.81	0:12.59 [4]	3.09L	0:36.68	+5
		Craig Williams		Overall	400m	(0:12.59)			
6	8	**KALBAR QUEEN**	11	62.6	0:11.85	0:12.69 [10]	5.41L	0:36.81	+5
		Jake Bayliss		1400m	400m	(0:12.69)			
7	3	**ELROY**	6	62.4	0:11.83	0:13.34 [3]	6.79L	0:37.72	+7
		Taylor Marshall		1400m	1200m	(0:13.34)			
8	11	**SHAMOUTI**	3	63.2	0:12.04	0:13.20 [8]	7.7L	0:37.72	+10
		Robbie Dolan		Overall	1200m	(0:13.20)			
9	9	**LIPSTICK LIES**	2	64.3	0:11.76	0:13.25 [6]	7.7L	0:37.86	+6
		Georgina Cartwright		Overall	1400m	(0:13.25)			
10	6	**BRAVE HOSHI**	7	63.3	0:12.02	0:12.67 [11]	7.87L	0:37.26	+5
		Luke Tarrant		Overall	1400m	(0:12.67)			

Scratched: Global (#5)

[ ]	Ranking at each section and finish	SCN	Saddle cloth number
-:--.--	No data available at this section	DNF	Did not finish
NA	No data available	DNT	Did not track

data processed by TRIPLESDATA

DoombenProfessional

Race 4: TATTERSALLS TIARA RACEDAY 28 JUNE Maiden Plate - 1640m

04 June 2025 - 13:08

BRISBANE RACING CLUB

Track Rating: Soft 6, Weather: Fine, Rail Position: +7m Entire

Section	200m	Last 600m
Field Times	0:12.61 (0:12.61)	0:36.90

Rank	TAB	Horse/Jockey	Barrier	Top Speed [km/h]	Fastest Section		Margin			Distance Travelled [m]
11	4	LUCIFER THE CAT	4	64.4	0:11.60	0:13.31 [7]	8.07L		0:38.28	+6
		Micheal Hellyer		1400m	1400m	(0:13.31)				

Scratched: Global (#5)

[ ]	Ranking at each section and finish	**SCN**	Saddle cloth number
-:--.--	No data available at this section	**DNF**	Did not finish
NA	No data available	**DNT**	Did not track

data processed by TRIPLESDATA

Horse/Jockey Name	Jillaroo
Final Rank	1
Fastest Section Time (Section)	0:11.73 (1400m)
Top Speed [km/h] (Section)	63.8 (Overall)
Race State	Finished

DoombenProfessional

Race 4: TATTERSALLS TIARA RACEDAY 28 JUNE Maiden Plate - 1640m

04 June 2025 - 13:08

Track Rating: Soft 6, Weather: Fine, Rail Position: +7m Entire

BRISBANE RACING CLUB

Section	Overall	1400m	1200m	1000m	800m	600m	400m	200m
Section Times	1:42.10 [1] (0:16.29)	1:25.81 [1] (0:11.73)	1:14.08 [1] (0:11.93)	1:02.15 [1] (0:12.50)	0:49.65 [1] (0:12.75)	0:36.90 [2] (0:12.39)	0:24.51 [1] (0:11.90)	0:12.61 [1] (0:12.61)
Average Speed [km/h]	53.2	61.6	60.5	57.6	56.4	58.0	60.2	57.0
Top Speed [km/h]	63.8	63.4	61.2	59.6	57.3	59.3	61.3	60.4
Avg. Dist. to Rail [m]	4.3	1.2	1.1	0.5	0.1	0.7	1.6	0.7
Avg. Stride Freq. [Hz]	2.3	2.3	2.2	2.2	2.2	2.2	2.3	2.3
Avg. Stride Length [m]	6.3	7.6	7.5	7.4	7.3	7.3	7.3	6.9

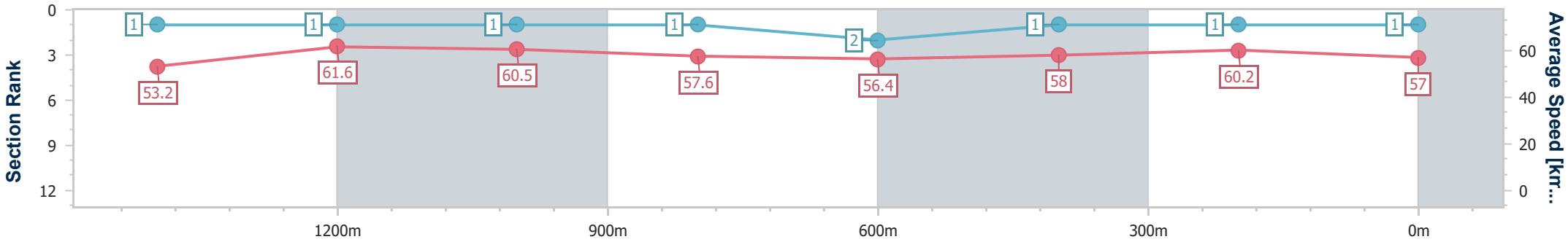

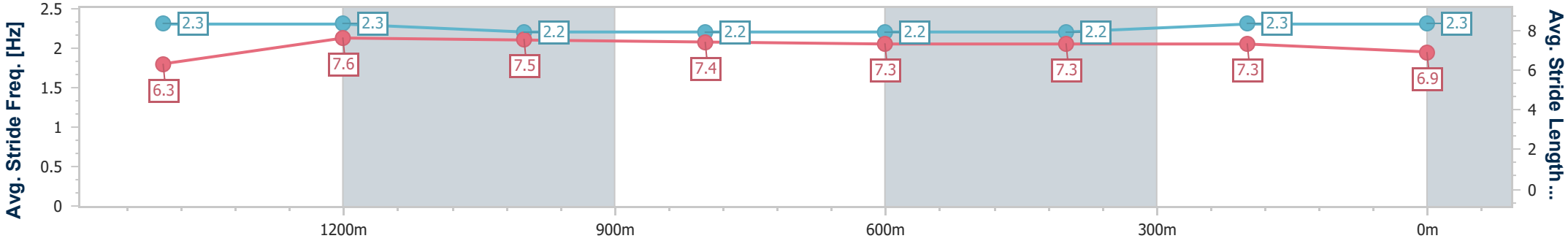

[ ]	Ranking at each section and finish
-:--.--	No data available at this section
NA	No data available

data processed by TRIPLESDATA

Horse/Jockey Name	Stoicism
Final Rank	2
Fastest Section Time (Section)	0:11.82 (1400m)
Top Speed [km/h] (Section)	63.9 (Overall)
Race State	Finished

DoombenProfessional

Race 4: TATTERSALLS TIARA RACEDAY 28 JUNE Maiden Plate - 1640m

04 June 2025 - 13:08

Track Rating: Soft 6, Weather: Fine, Rail Position: +7m Entire

BRISBANE RACING CLUB

Section	Overall	1400m	1200m	1000m	800m	600m	400m	200m
Section Times	1:42.36 [2] (0:16.83)	1:25.53 [8] (0:11.82)	1:13.71 [6] (0:11.90)	1:01.81 [7] (0:12.47)	0:49.34 [7] (0:12.74)	0:36.60 [7] (0:12.31)	0:24.29 [7] (0:11.99)	0:12.30 [5] (0:12.30)
Average Speed [km/h]	51.2	59.9	60.5	57.9	56.5	58.2	59.9	58.4
Top Speed [km/h]	63.9	62.5	62.7	59.5	57.7	59.8	60.7	59.9
Avg. Dist. to Rail [m]	1.6	2.6	1.6	1.0	0.3	0.8	0.9	0.8
Avg. Stride Freq. [Hz]	2.3	2.3	2.3	2.2	2.3	2.3	2.4	2.4
Avg. Stride Length [m]	6.3	7.3	7.4	7.1	6.9	7.0	7.0	6.8

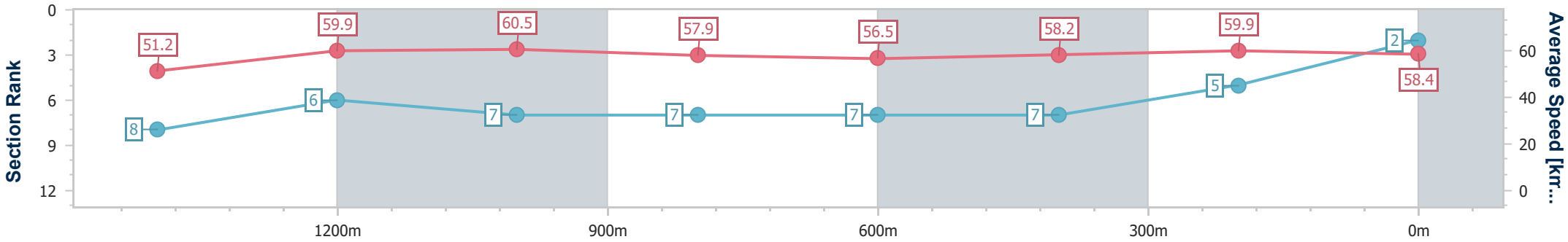

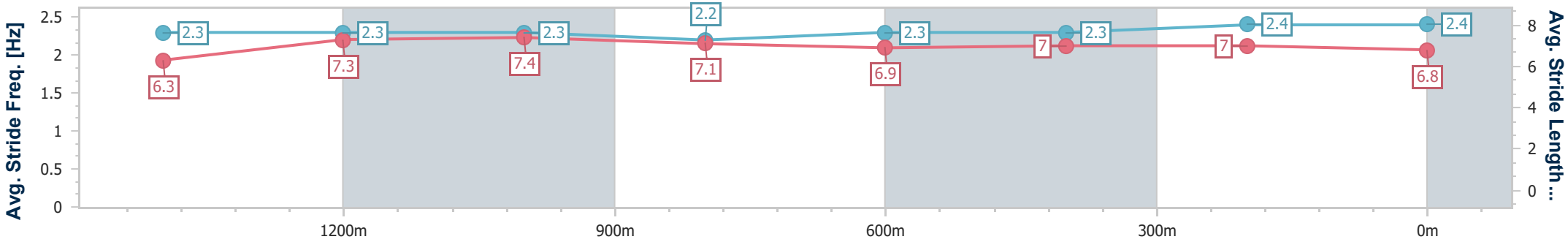

[ ]	Ranking at each section and finish
-:--.--	No data available at this section
NA	No data available

data processed by TRIPLESDATA

Horse/Jockey Name	Casterly Rock
Final Rank	3
Fastest Section Time (Section)	0:11.89 (1400m)
Top Speed [km/h] (Section)	62.9 (Overall)
Race State	Finished

DoombenProfessional

Race 4: TATTERSALLS TIARA RACEDAY 28 JUNE Maiden Plate - 1640m

04 June 2025 - 13:08

Track Rating: Soft 6, Weather: Fine, Rail Position: +7m Entire

BRISBANE RACING CLUB

Section	Overall	1400m	1200m	1000m	800m	600m	400m	200m
Section Times	1:42.36 [3] (0:17.08)	1:25.28 [10] (0:11.89)	1:13.39 [9] (0:11.91)	1:01.48 [9] (0:12.44)	0:49.04 [9] (0:12.66)	0:36.38 [9] (0:12.31)	0:24.07 [9] (0:11.98)	0:12.09 [9] (0:12.09)
Average Speed [km/h]	50.6	60.1	60.5	58.0	56.9	58.4	59.9	59.7
Top Speed [km/h]	62.9	62.8	62.2	60.0	58.4	60.1	60.8	60.7
Avg. Dist. to Rail [m]	3.3	1.2	0.6	0.5	0.3	0.3	0.7	1.4
Avg. Stride Freq. [Hz]	2.2	2.2	2.2	2.2	2.2	2.2	2.3	2.3
Avg. Stride Length [m]	6.3	7.0	7.4	7.3	7.1	7.3	7.4	7.2

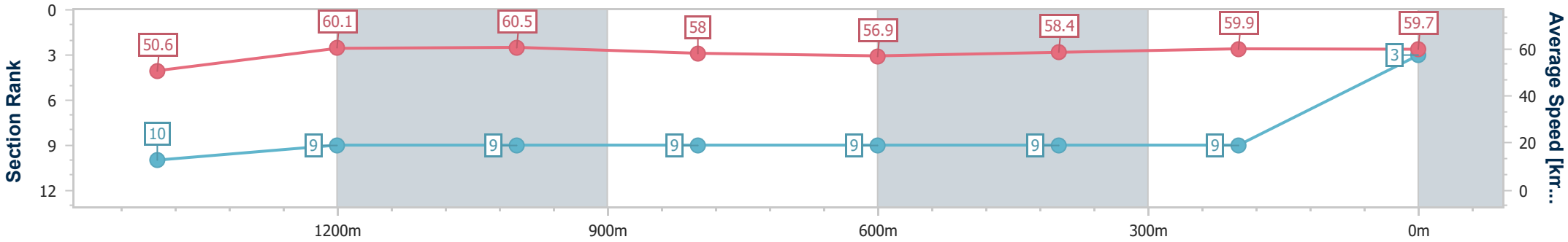

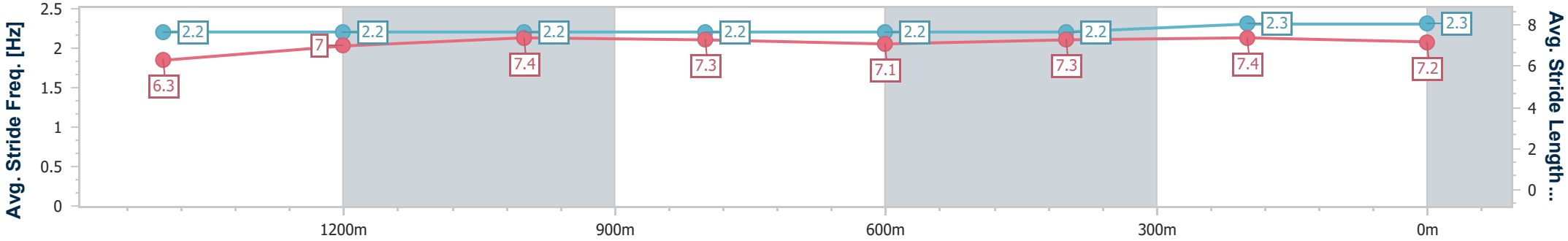

[ ]	Ranking at each section and finish
-:--.--	No data available at this section
NA	No data available

data processed by TRIPLESDATA

Horse/Jockey Name	Durban Harbour
Final Rank	4
Fastest Section Time (Section)	0:11.84 (1400m)
Top Speed [km/h] (Section)	63.8 (Overall)
Race State	Finished

TAB

DoombenProfessional

Race 4: TATTERSALLS TIARA RACEDAY 28 JUNE Maiden Plate - 1640m

04 June 2025 - 13:08

Track Rating: Soft 6, Weather: Fine, Rail Position: +7m Entire

BRISBANE RACING CLUB

Section	Overall	1400m	1200m	1000m	800m	600m	400m	200m
Section Times	1:42.45 [4] (0:16.46)	1:25.99 [4] (0:11.84)	1:14.15 [4] (0:11.93)	1:02.22 [4] (0:12.50)	0:49.72 [3] (0:12.80)	0:36.92 [3] (0:12.30)	0:24.62 [3] (0:11.99)	0:12.63 [2] (0:12.63)
Average Speed [km/h]	52.4	60.8	60.2	57.8	56.4	58.2	60.0	57.0
Top Speed [km/h]	63.8	62.0	61.3	60.3	57.5	59.6	60.8	59.2
Avg. Dist. to Rail [m]	1.6	0.7	0.3	0.5	0.4	0.5	0.7	1.0
Avg. Stride Freq. [Hz]	2.1	2.2	2.1	2.1	2.0	2.1	2.2	2.2
Avg. Stride Length [m]	6.7	7.6	7.9	7.8	7.6	7.4	7.3	7.1

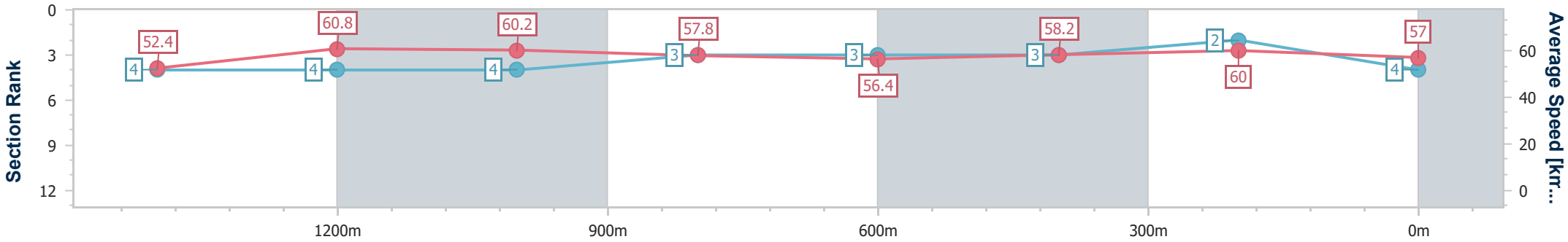

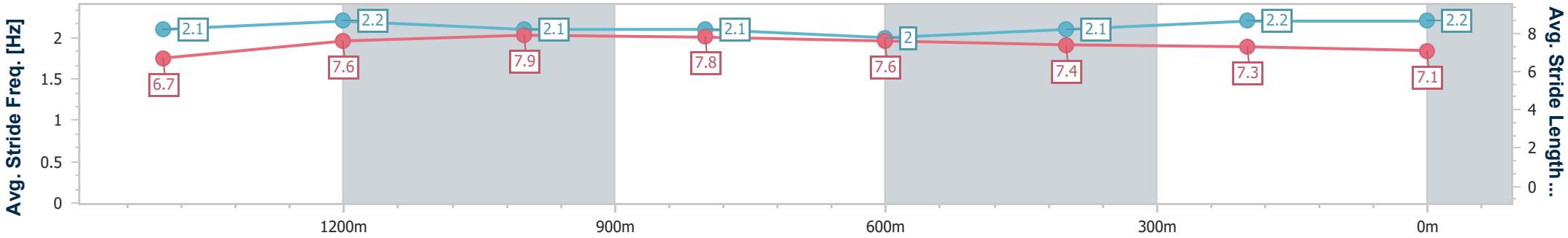

[ ]	Ranking at each section and finish
-:--.--	No data available at this section
NA	No data available

data processed by TRIPLESDATA

Horse/Jockey Name	Saturdays Girl
Final Rank	5
Fastest Section Time (Section)	0:11.81 (400m)
Top Speed [km/h] (Section)	66.2 (Overall)
Race State	Finished

DoombenProfessional

Race 4: TATTERSALLS TIARA RACEDAY 28 JUNE Maiden Plate - 1640m

04 June 2025 - 13:08

Track Rating: Soft 6, Weather: Fine, Rail Position: +7m Entire

BRISBANE RACING CLUB

Section	Overall	1400m	1200m	1000m	800m	600m	400m	200m
Section Times	1:42.63 [5] (0:16.73)	1:25.90 [6] (0:12.00)	1:13.90 [8] (0:12.07)	1:01.83 [8] (0:12.51)	0:49.32 [8] (0:12.64)	0:36.68 [8] (0:12.28)	0:24.40 [8] (0:11.81)	0:12.59 [4] (0:12.59)
Average Speed [km/h]	51.4	60.3	59.7	57.8	57.4	59.1	61.4	57.1
Top Speed [km/h]	66.2	63.6	61.9	59.4	58.6	61.1	63.0	60.2
Avg. Dist. to Rail [m]	2.6	0.9	2.0	1.8	1.5	1.7	3.6	3.8
Avg. Stride Freq. [Hz]	2.3	2.2	2.2	2.1	2.1	2.2	2.3	2.3
Avg. Stride Length [m]	6.3	7.6	7.6	7.6	7.4	7.5	7.5	7.0

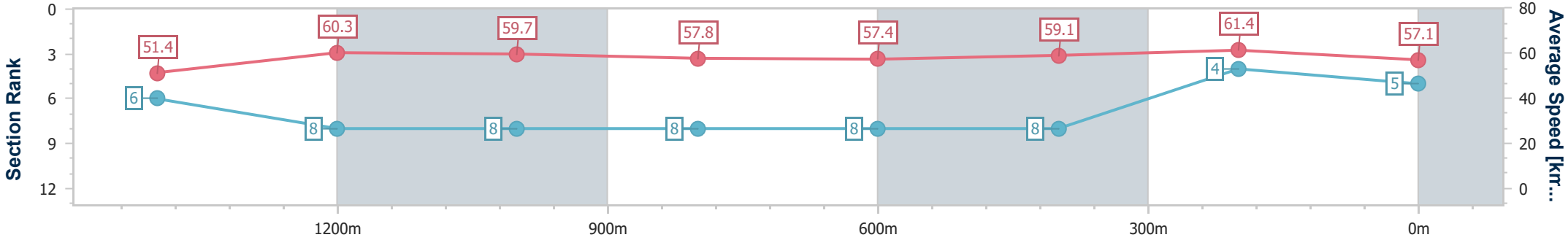

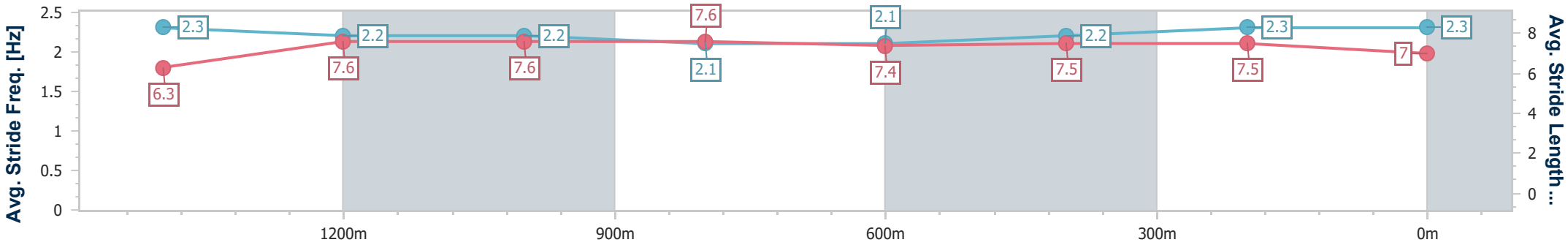

[ ]	Ranking at each section and finish
-:--.--	No data available at this section
NA	No data available

data processed by TRIPLESDATA

Horse/Jockey Name	Kalbar Queen
Final Rank	6
Fastest Section Time (Section)	0:11.85 (400m)
Top Speed [km/h] (Section)	62.6 (1400m)
Race State	Finished

DoombenProfessional

Race 4: TATTERSALLS TIARA RACEDAY 28 JUNE Maiden Plate - 1640m

04 June 2025 - 13:08

Track Rating: Soft 6, Weather: Fine, Rail Position: +7m Entire

BRISBANE RACING CLUB

Section	Overall	1400m	1200m	1000m	800m	600m	400m	200m
Section Times	1:43.02 [6] (0:17.20)	1:25.82 [11] (0:12.05)	1:13.77 [11] (0:11.94)	1:01.83 [11] (0:12.44)	0:49.39 [10] (0:12.58)	0:36.81 [11] (0:12.27)	0:24.54 [10] (0:11.85)	0:12.69 [10] (0:12.69)
Average Speed [km/h]	50.4	59.3	60.5	57.8	57.5	58.8	60.6	57.0
Top Speed [km/h]	62.4	62.6	62.2	59.9	58.6	61.9	62.2	59.9
Avg. Dist. to Rail [m]	4.9	0.8	0.7	0.6	0.5	0.3	3.5	5.5
Avg. Stride Freq. [Hz]	2.2	2.2	2.2	2.1	2.1	2.1	2.2	2.2
Avg. Stride Length [m]	6.3	7.6	7.7	7.6	7.6	7.7	7.6	7.3

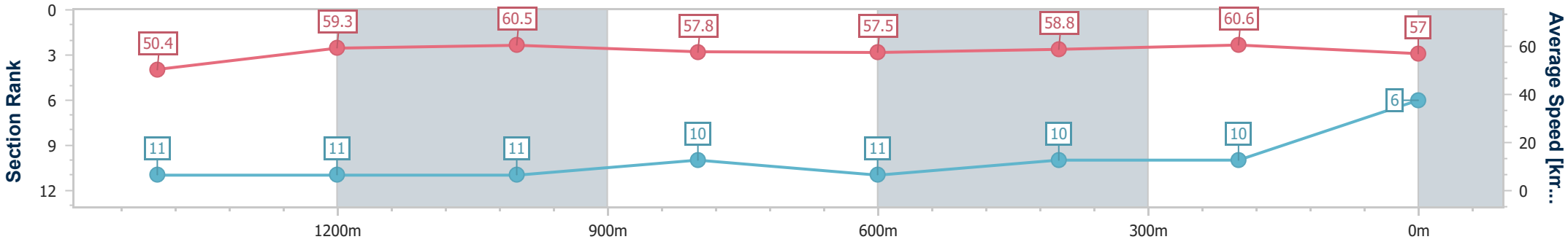

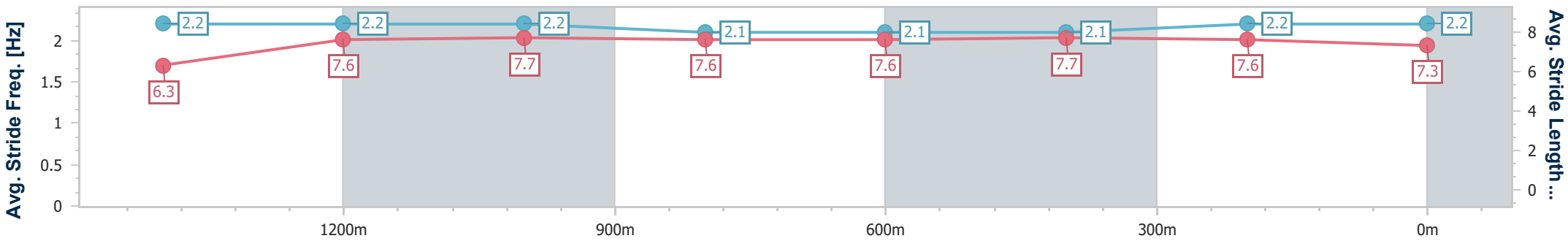

[ ]	Ranking at each section and finish
-:--.--	No data available at this section
NA	No data available

data processed by TRIPLESDATA

Horse/Jockey Name	Elroy
Final Rank	7
Fastest Section Time (Section)	0:11.83 (1200m)
Top Speed [km/h] (Section)	62.4 (1400m)
Race State	Finished

DoombenProfessional

Race 4: TATTERSALLS TIARA RACEDAY 28 JUNE Maiden Plate - 1640m

04 June 2025 - 13:08

Track Rating: Soft 6, Weather: Fine, Rail Position: +7m Entire

BRISBANE RACING CLUB

Section	Overall	1400m	1200m	1000m	800m	600m	400m	200m
Section Times	1:43.26 [7] (0:16.74)	1:26.52 [7] (0:11.97)	1:14.55 [7] (0:11.83)	1:02.72 [6] (0:12.37)	0:50.35 [5] (0:12.63)	0:37.72 [4] (0:12.30)	0:25.42 [4] (0:12.08)	0:13.34 [3] (0:13.34)
Average Speed [km/h]	51.6	60.7	61.0	58.3	57.5	59.2	59.9	54.0
Top Speed [km/h]	62.4	62.4	62.3	60.2	58.7	60.0	61.2	57.7
Avg. Dist. to Rail [m]	2.1	1.1	1.7	1.5	2.1	1.9	2.3	2.7
Avg. Stride Freq. [Hz]	2.3	2.3	2.3	2.2	2.2	2.3	2.3	2.2
Avg. Stride Length [m]	6.3	7.4	7.5	7.3	7.3	7.3	7.3	6.8

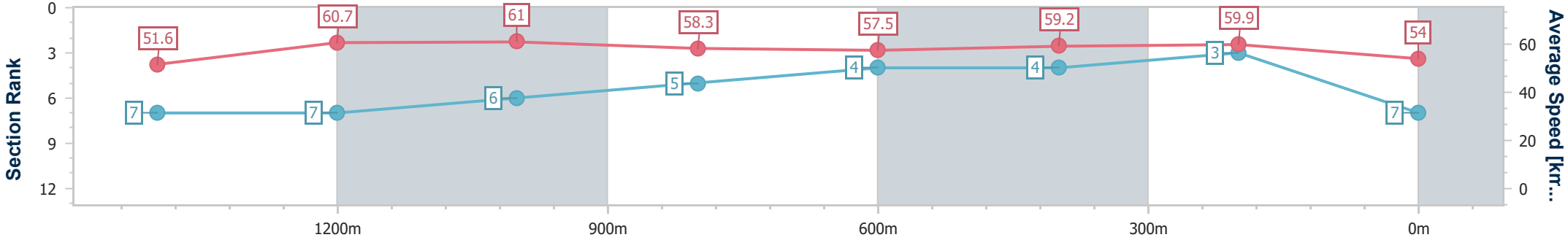

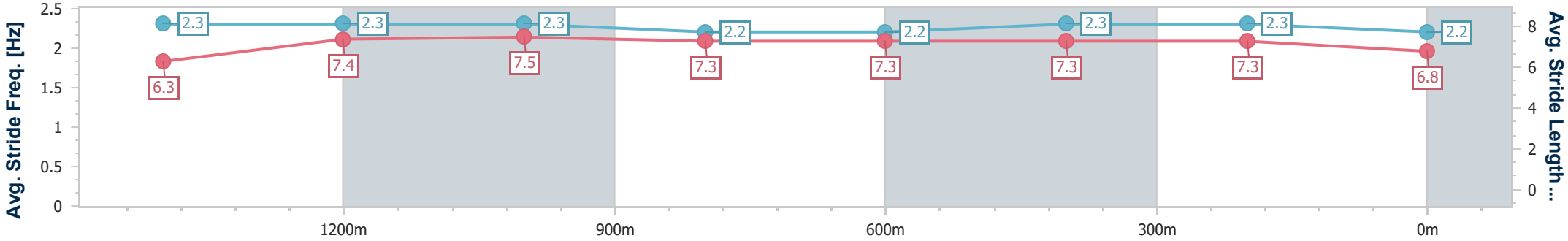

[ ]	Ranking at each section and finish
-:--.--	No data available at this section
NA	No data available

data processed by TRIPLESDATA

Horse/Jockey Name	Shamouti
Final Rank	8
Fastest Section Time (Section)	0:12.04 (1200m)
Top Speed [km/h] (Section)	63.2 (Overall)
Race State	Finished

DoombenProfessional

Race 4: TATTERSALLS TIARA RACEDAY 28 JUNE Maiden Plate - 1640m

04 June 2025 - 13:08

Track Rating: Soft 6, Weather: Fine, Rail Position: +7m Entire

BRISBANE RACING CLUB

Section	Overall	1400m	1200m	1000m	800m	600m	400m	200m
Section Times	1:43.41 [8] (0:16.44)	1:26.97 [3] (0:12.06)	1:14.91 [5] (0:12.04)	1:02.87 [5] (0:12.45)	0:50.42 [6] (0:12.70)	0:37.72 [6] (0:12.31)	0:25.41 [5] (0:12.21)	0:13.20 [8] (0:13.20)
Average Speed [km/h]	52.6	60.6	59.8	57.9	57.2	59.5	59.4	54.5
Top Speed [km/h]	63.2	61.9	61.4	59.4	58.3	60.9	60.3	57.9
Avg. Dist. to Rail [m]	0.6	2.4	2.0	1.3	1.6	2.9	4.4	4.9
Avg. Stride Freq. [Hz]	2.3	2.3	2.2	2.2	2.2	2.3	2.3	2.3
Avg. Stride Length [m]	6.4	7.3	7.4	7.3	7.2	7.3	7.2	6.8

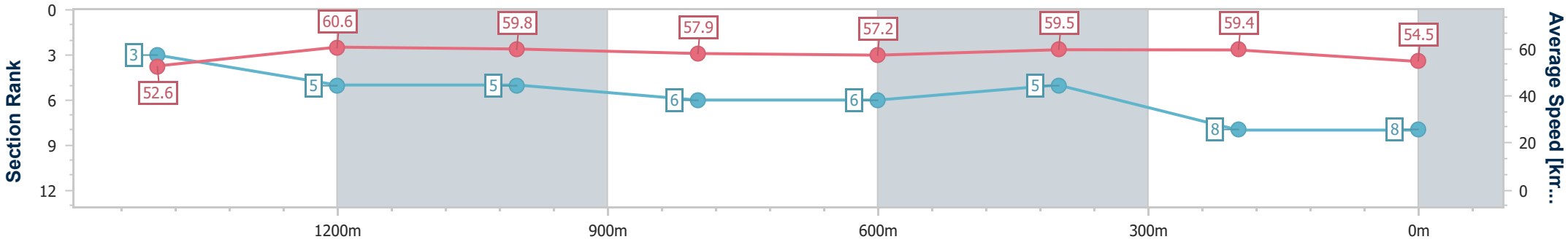

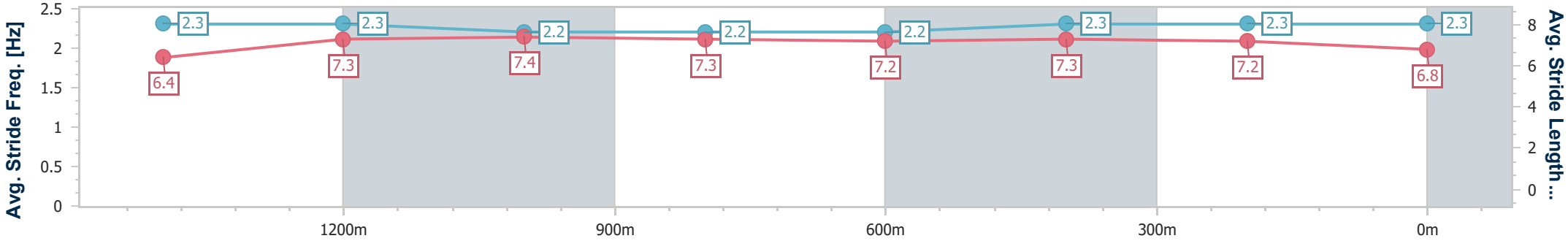

[ ]	Ranking at each section and finish
-:--.--	No data available at this section
NA	No data available

data processed by TRIPLESDATA

Horse/Jockey Name	Lipstick Lies
Final Rank	9
Fastest Section Time (Section)	0:11.76 (1400m)
Top Speed [km/h] (Section)	64.3 (Overall)
Race State	Finished

DoombenProfessional

Race 4: TATTERSALLS TIARA RACEDAY 28 JUNE Maiden Plate - 1640m

04 June 2025 - 13:08

Track Rating: Soft 6, Weather: Fine, Rail Position: +7m Entire

BRISBANE RACING CLUB

Section	Overall	1400m	1200m	1000m	800m	600m	400m	200m
Section Times	1:43.41 [9] (0:16.39)	1:27.02 [2] (0:11.76)	1:15.26 [3] (0:12.06)	1:03.20 [3] (0:12.52)	0:50.68 [4] (0:12.82)	0:37.86 [5] (0:12.50)	0:25.36 [6] (0:12.11)	0:13.25 [6] (0:13.25)
Average Speed [km/h]	52.6	61.7	59.6	57.9	56.7	57.9	59.6	54.5
Top Speed [km/h]	64.3	64.0	62.2	59.1	57.6	59.8	61.0	57.4
Avg. Dist. to Rail [m]	0.7	1.5	2.9	2.2	2.1	1.0	2.3	3.1
Avg. Stride Freq. [Hz]	2.2	2.4	2.3	2.3	2.2	2.3	2.3	2.2
Avg. Stride Length [m]	6.5	7.2	7.2	7.1	7.0	7.0	7.1	6.7

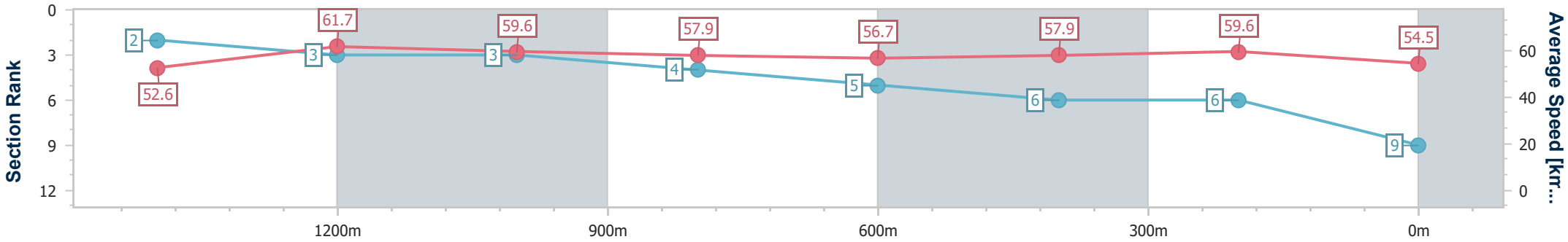

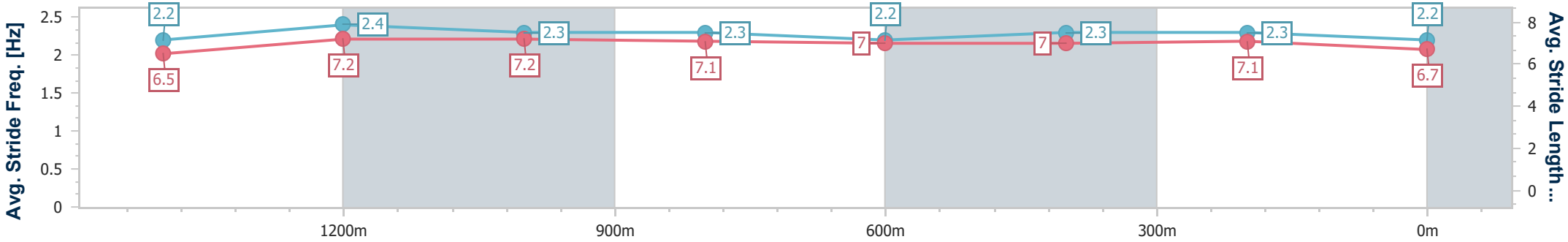

[ ]	Ranking at each section and finish
-:--.--	No data available at this section
NA	No data available

data processed by TRIPLESDATA

Horse/Jockey Name	Brave Hoshi
Final Rank	10
Fastest Section Time (Section)	0:12.02 (1400m)
Top Speed [km/h] (Section)	63.3 (Overall)
Race State	Finished

DoombenProfessional

Race 4: TATTERSALLS TIARA RACEDAY 28 JUNE Maiden Plate - 1640m

04 June 2025 - 13:08

Track Rating: Soft 6, Weather: Fine, Rail Position: +7m Entire

BRISBANE RACING CLUB

Section	Overall	1400m	1200m	1000m	800m	600m	400m	200m
Section Times	1:43.44 [10] (0:17.03)	1:26.41 [9] (0:12.02)	1:14.39 [10] (0:12.05)	1:02.34 [10] (0:12.54)	0:49.80 [11] (0:12.54)	0:37.26 [10] (0:12.39)	0:24.87 [11] (0:12.20)	0:12.67 [11] (0:12.67)
Average Speed [km/h]	50.8	59.8	59.6	57.5	57.7	58.7	59.3	56.7
Top Speed [km/h]	63.3	62.0	61.4	58.8	59.2	60.2	60.1	58.4
Avg. Dist. to Rail [m]	3.4	0.8	0.1	0.5	1.0	1.4	2.6	1.2
Avg. Stride Freq. [Hz]	2.2	2.2	2.2	2.2	2.2	2.2	2.3	2.2
Avg. Stride Length [m]	6.4	7.4	7.5	7.4	7.2	7.3	7.3	7.1

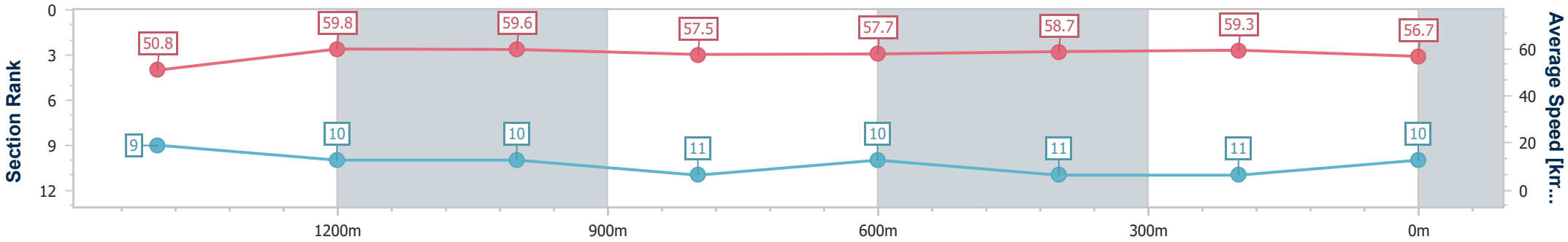

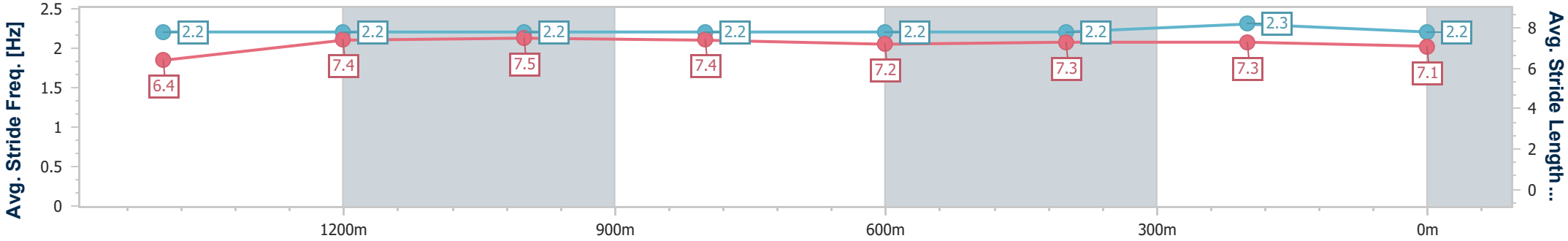

[ ]	Ranking at each section and finish
-:--.--	No data available at this section
NA	No data available

data processed by TRIPLESDATA

Horse/Jockey Name	Lucifer The Cat
Final Rank	11
Fastest Section Time (Section)	0:11.60 (1400m)
Top Speed [km/h] (Section)	64.4 (1400m)
Race State	Finished

DoombenProfessional

Race 4: TATTERSALLS TIARA RACEDAY 28 JUNE Maiden Plate - 1640m

04 June 2025 - 13:08

Track Rating: Soft 6, Weather: Fine, Rail Position: +7m Entire

BRISBANE RACING CLUB

Section	Overall	1400m	1200m	1000m	800m	600m	400m	200m
Section Times	1:43.48 [11] (0:16.49)	1:26.99 [5] (0:11.60)	1:15.39 [2] (0:11.98)	1:03.41 [2] (0:12.42)	0:50.99 [2] (0:12.71)	0:38.28 [1] (0:12.50)	0:25.78 [2] (0:12.47)	0:13.31 [7] (0:13.31)
Average Speed [km/h]	52.4	63.0	60.1	57.8	56.7	57.6	58.0	54.0
Top Speed [km/h]	63.9	64.4	62.6	58.8	57.1	58.9	59.8	57.2
Avg. Dist. to Rail [m]	1.1	2.4	2.3	1.0	0.2	0.3	2.1	1.4
Avg. Stride Freq. [Hz]	2.4	2.4	2.3	2.3	2.3	2.3	2.4	2.3
Avg. Stride Length [m]	6.1	7.2	7.1	7.0	6.9	6.9	6.8	6.6

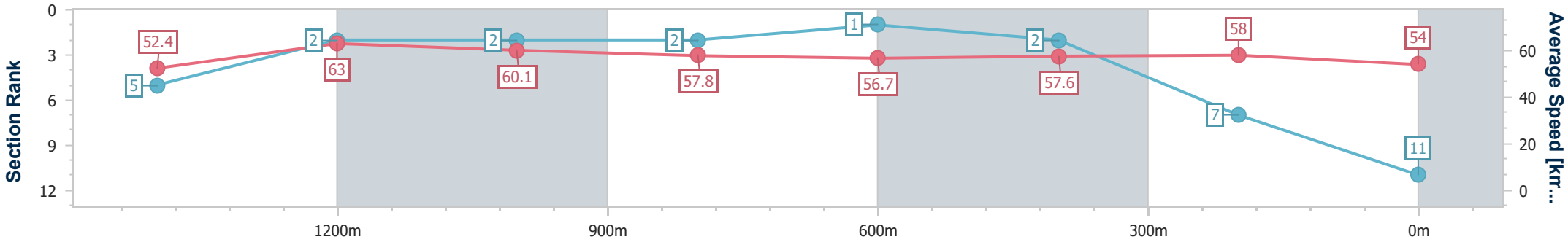

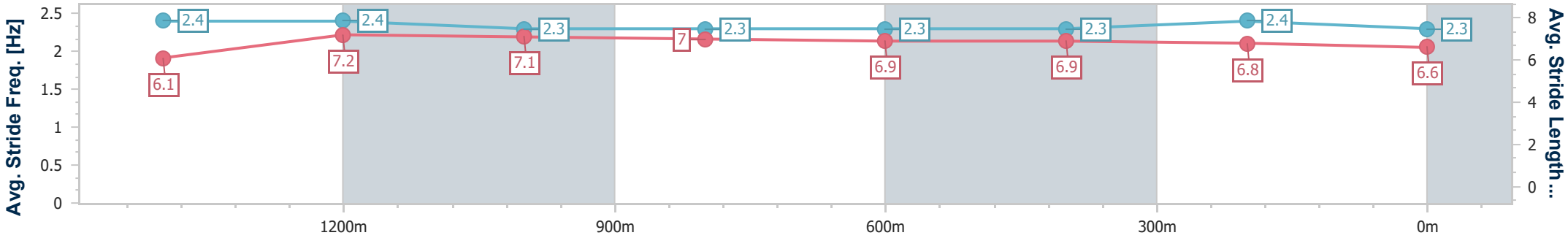

[ ]	Ranking at each section and finish
-:--.--	No data available at this section
NA	No data available

data processed by TRIPLESDATA

DoombenProfessional

Race 5: THE STAR STRADBROKE SEASON Fillies and Mares
BENCHMARK 70 Handicap - 1200m

04 June 2025 - 13:43

BRISBANE RACING CLUB

Track Rating: Soft 5, Weather: Fine, Rail Position: +7m Entire

Section	Overall	1000m	800m	600m	400m	200m	Last 600m
Field Times	1:11.53 (0:12.86)	0:58.67 (0:10.68)	0:47.99 (0:11.53)	0:36.46 (0:11.83)	0:24.63 (0:11.85)	0:12.78 (0:12.78)	0:36.46

Rank	TAB	Horse/Jockey	Barrier	Top Speed [km/h]	Fastest Section	Overall	1000m	800m	600m	400m	200m	Margin	Last 600m	Distance Travelled [m]
1	9	MORE FOR READY	3	71.2	0:10.71	1:11.53 [1]	0:58.51 [3]	0:47.80 [3]	0:36.27 [3]	0:24.44 [3]	0:12.58 [4]	1:11.53	0:36.27	
		Georgina Cartwright		1000m	1000m	(0:13.02)	(0:10.71)	(0:11.53)	(0:11.83)	(0:11.86)	(0:12.58)			
2	5	SHAPIN POWER	2	69.3	0:10.86	1:11.55 [2]	0:58.27 [4]	0:47.41 [6]	0:36.04 [4]	0:24.40 [4]	0:12.70 [3]	0.12L	0:36.04	-3
		Adin Thompson		1000m	1000m	(0:13.28)	(0:10.86)	(0:11.37)	(0:11.64)	(0:11.70)	(0:12.70)			
3	8	INDAZA	5	71.0	0:10.71	1:11.75 [3]	0:58.84 [2]	0:48.13 [2]	0:36.61 [2]	0:24.85 [1]	0:13.00 [1]	1.28L	0:36.61	+3
		Craig Williams		Overall	1000m	(0:12.91)	(0:10.71)	(0:11.52)	(0:11.76)	(0:11.85)	(0:13.00)			
4	3	SULTRY SIREN	10	71.4	0:10.63	1:11.76 [4]	0:58.16 [9]	0:47.53 [7]	0:36.25 [4]	0:24.41 [5]	0:12.55 [6]	1.31L	0:36.25	+6
		Angela Jones		1000m	1000m	(0:13.60)	(0:10.63)	(0:11.28)	(0:11.84)	(0:11.86)	(0:12.55)			
5	7	BOLLINGER MISS	6	69.6	0:10.87	1:11.80 [5]	0:58.23 [8]	0:47.36 [9]	0:35.82 [10]	0:24.19 [9]	0:12.56 [7]	1.57L	0:35.82	+0
		Martin Harley		Overall	1000m	(0:13.57)	(0:10.87)	(0:11.54)	(0:11.63)	(0:11.63)	(0:12.56)			
6	2	DREAM LANTERN	9	69.6	0:10.69	1:11.84 [6]	0:58.44 [6]	0:47.75 [4]	0:36.30 [6]	0:24.44 [6]	0:12.67 [5]	1.78L	0:36.30	+5
		Justin Huxtable		1000m	1000m	(0:13.40)	(0:10.69)	(0:11.45)	(0:11.86)	(0:11.77)	(0:12.67)			
7	10	ARAMINTA	7	69.9	0:10.80	1:11.94 [7]	0:58.25 [10]	0:47.45 [10]	0:36.04 [9]	0:24.23 [10]	0:12.55 [9]	2.43L	0:36.04	+4
		Tahlia Fenlon		1000m	1000m	(0:13.69)	(0:10.80)	(0:11.41)	(0:11.81)	(0:11.68)	(0:12.55)			
8	1	FEMME FATALE	4	71.0	0:10.68	1:12.04 [8]	0:59.18 [1]	0:48.50 [1]	0:36.97 [1]	0:25.10 [2]	0:13.21 [2]	2.99L	0:36.97	+0
		Cejay Graham		1000m	1000m	(0:12.86)	(0:10.68)	(0:11.53)	(0:11.87)	(0:11.89)	(0:13.21)			
9	4	GIDDAY GIDDAY	8	67.7	0:10.91	1:12.27 [9]	0:58.78 [7]	0:47.87 [8]	0:36.61 [7]	0:24.71 [8]	0:12.93 [8]	4.37L	0:36.61	+13
		Cobi Vitler		1000m	1000m	(0:13.49)	(0:10.91)	(0:11.26)	(0:11.90)	(0:11.78)	(0:12.93)			
10	6	WHISKEY DANCER	1	69.3	0:10.82	1:13.05 [10]	0:59.77 [5]	0:48.95 [5]	0:37.38 [8]	0:25.58 [7]	0:13.30 [10]	8.92L	0:37.38	+4
		Samantha Collett		1000m	1000m	(0:13.28)	(0:10.82)	(0:11.57)	(0:11.80)	(0:12.28)	(0:13.30)			

[ ]	Ranking at each section and finish	SCN	Saddle cloth number
-:--.--	No data available at this section	DNF	Did not finish
NA	No data available	DNT	Did not track

data processed by TRIPLESDATA

Horse/Jockey Name	More For Ready
Final Rank	1
Fastest Section Time (Section)	0:10.71 (1000m)
Top Speed [km/h] (Section)	71.2 (1000m)
Race State	Finished

TAB

DoombenProfessional

Race 5: THE STAR STRADBROKE SEASON Fillies and Mares BENCHMARK 70 Handicap - 1200m

04 June 2025 - 13:43

Track Rating: Soft 5, Weather: Fine, Rail Position: +7m Entire

BRISBANE RACING CLUB

Section	Overall	1000m	800m	600m	400m	200m
Section Times	1:11.53 [1] (0:13.02)	0:58.51 [3] (0:10.71)	0:47.80 [3] (0:11.53)	0:36.27 [3] (0:11.83)	0:24.44 [3] (0:11.86)	0:12.58 [4] (0:12.58)
Average Speed [km/h]	55.3	67.2	62.8	60.6	60.5	57.2
Top Speed [km/h]	69.3	71.2	64.8	62.6	61.5	59.6
Avg. Dist. to Rail [m]	2.4	0.6	0.5	0.4	0.7	1.4
Avg. Stride Freq. [Hz]	2.4	2.5	2.4	2.4	2.4	2.4
Avg. Stride Length [m]	6.3	7.4	7.2	7.0	6.9	6.6

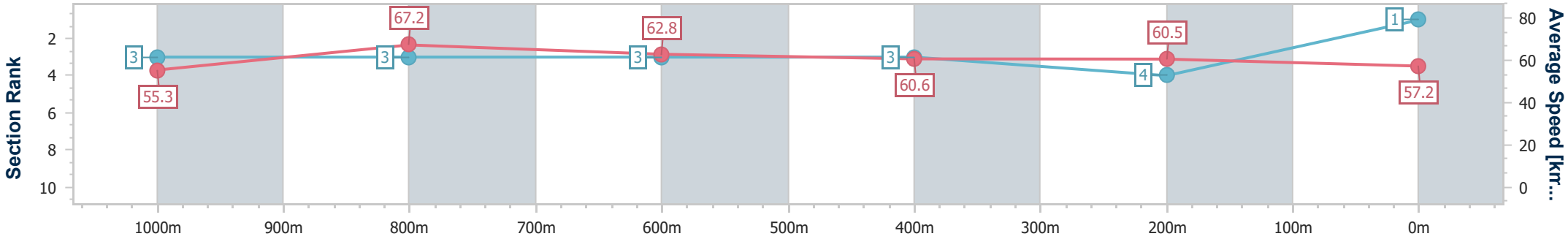

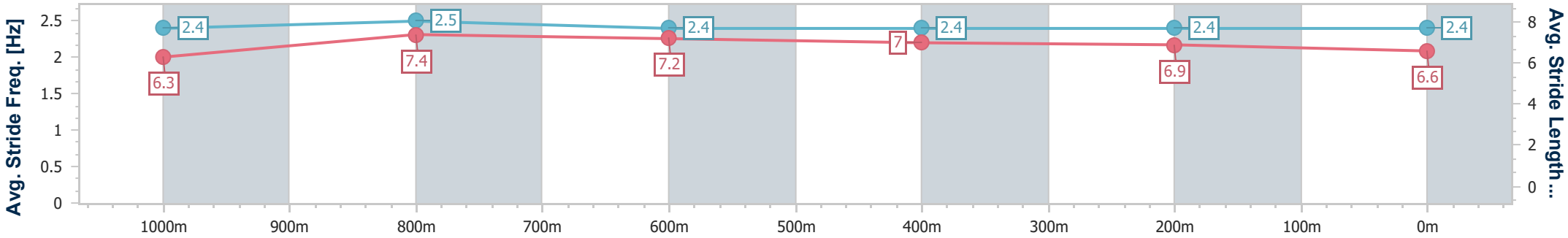

[ ]	Ranking at each section and finish
-:--.--	No data available at this section
NA	No data available

data processed by TRIPLESDATA

Horse/Jockey Name	Shapin Power
Final Rank	2
Fastest Section Time (Section)	0:10.86 (1000m)
Top Speed [km/h] (Section)	69.3 (1000m)
Race State	Finished

TAB

DoombenProfessional

Race 5: THE STAR STRADBROKE SEASON Fillies and Mares BENCHMARK 70 Handicap - 1200m

04 June 2025 - 13:43

Track Rating: Soft 5, Weather: Fine, Rail Position: +7m Entire

BRISBANE RACING CLUB

Section	Overall	1000m	800m	600m	400m	200m
Section Times	1:11.55 [2] (0:13.28)	0:58.27 [4] (0:10.86)	0:47.41 [6] (0:11.37)	0:36.04 [4] (0:11.64)	0:24.40 [4] (0:11.70)	0:12.70 [3] (0:12.70)
Average Speed [km/h]	54.2	66.9	63.3	60.9	60.9	56.6
Top Speed [km/h]	69.0	69.3	65.1	63.1	62.1	60.9
Avg. Dist. to Rail [m]	1.7	2.0	1.1	3.0	3.0	0.5
Avg. Stride Freq. [Hz]	2.3	2.4	2.3	2.3	2.4	2.3
Avg. Stride Length [m]	6.4	7.6	7.6	7.3	7.1	6.9

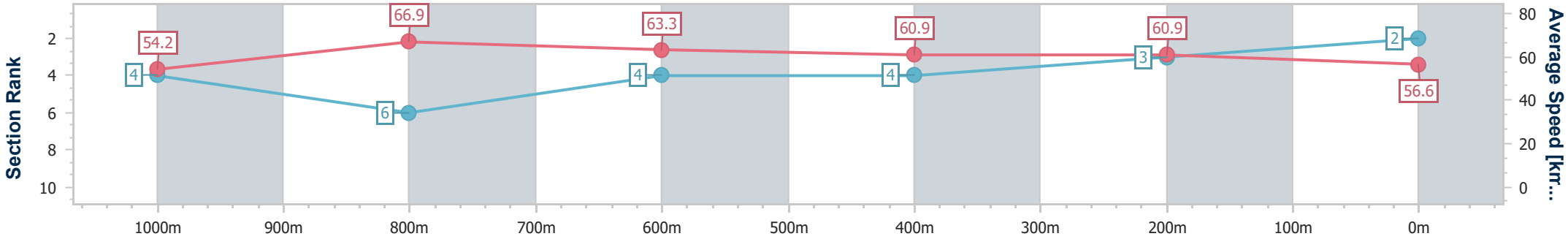

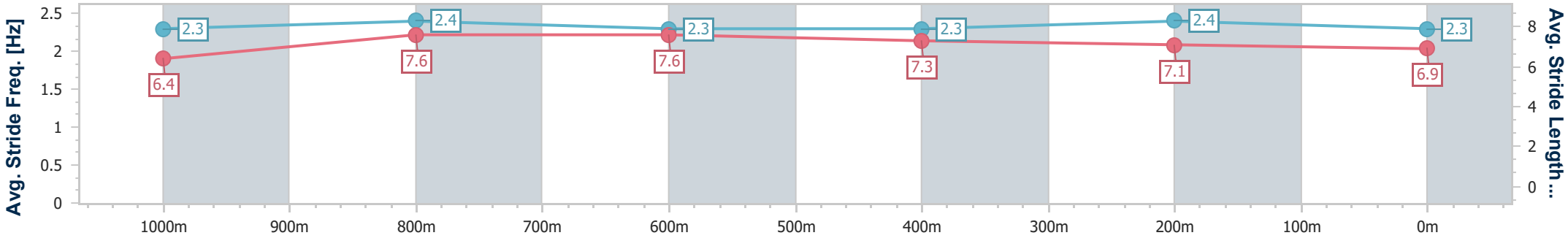

[ ]	Ranking at each section and finish
-:--.--	No data available at this section
NA	No data available

data processed by TRIPLESDATA

Horse/Jockey Name	Indaza
Final Rank	3
Fastest Section Time (Section)	0:10.71 (1000m)
Top Speed [km/h] (Section)	71.0 (Overall)
Race State	Finished

DoombenProfessional

Race 5: THE STAR STRADBROKE SEASON Fillies and Mares BENCHMARK 70 Handicap - 1200m

04 June 2025 - 13:43

Track Rating: Soft 5, Weather: Fine, Rail Position: +7m Entire

BRISBANE RACING CLUB

Section	Overall	1000m	800m	600m	400m	200m
Section Times	1:11.75 [3] (0:12.91)	0:58.84 [2] (0:10.71)	0:48.13 [2] (0:11.52)	0:36.61 [2] (0:11.76)	0:24.85 [1] (0:11.85)	0:13.00 [1] (0:13.00)
Average Speed [km/h]	55.9	67.3	63.0	61.3	60.7	55.3
Top Speed [km/h]	71.0	70.1	65.8	62.9	61.9	58.7
Avg. Dist. to Rail [m]	4.1	1.6	1.0	0.5	0.5	0.4
Avg. Stride Freq. [Hz]	2.4	2.4	2.3	2.3	2.4	2.3
Avg. Stride Length [m]	6.5	7.7	7.5	7.3	7.1	6.7

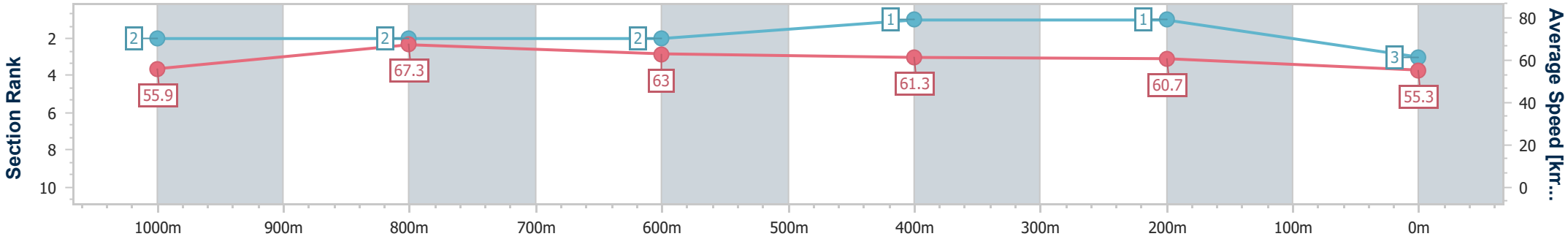

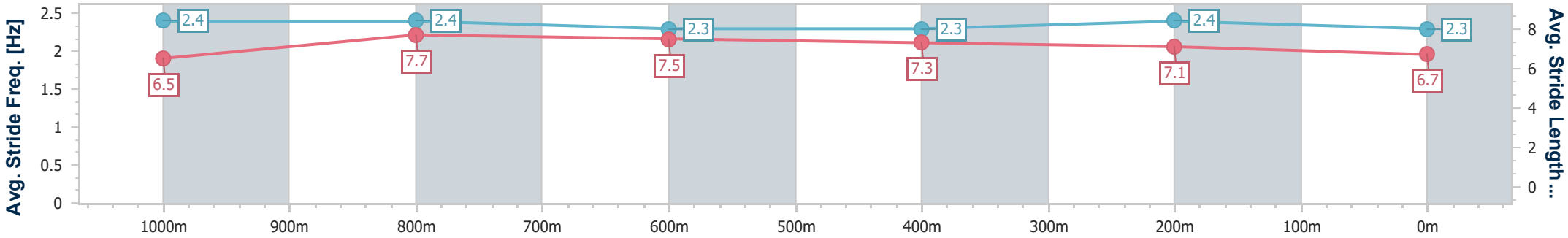

[ ]	Ranking at each section and finish
-:--.--	No data available at this section
NA	No data available

data processed by TRIPLESDATA

Horse/Jockey Name	Sultry Siren
Final Rank	4
Fastest Section Time (Section)	0:10.63 (1000m)
Top Speed [km/h] (Section)	71.4 (1000m)
Race State	Finished

TAB

DoombenProfessional

Race 5: THE STAR STRADBROKE SEASON Fillies and Mares BENCHMARK 70 Handicap - 1200m

04 June 2025 - 13:43

Track Rating: Soft 5, Weather: Fine, Rail Position: +7m Entire

BRISBANE RACING CLUB

Section	Overall	1000m	800m	600m	400m	200m
Section Times	1:11.76 [4] (0:13.60)	0:58.16 [9] (0:10.63)	0:47.53 [7] (0:11.28)	0:36.25 [4] (0:11.84)	0:24.41 [5] (0:11.86)	0:12.55 [6] (0:12.55)
Average Speed [km/h]	53.1	67.9	64.2	61.5	60.9	57.3
Top Speed [km/h]	68.1	71.4	65.4	64.7	62.0	60.7
Avg. Dist. to Rail [m]	7.5	1.1	1.3	1.8	4.1	5.1
Avg. Stride Freq. [Hz]	2.4	2.5	2.4	2.3	2.4	2.4
Avg. Stride Length [m]	6.1	7.5	7.4	7.3	7.0	6.8

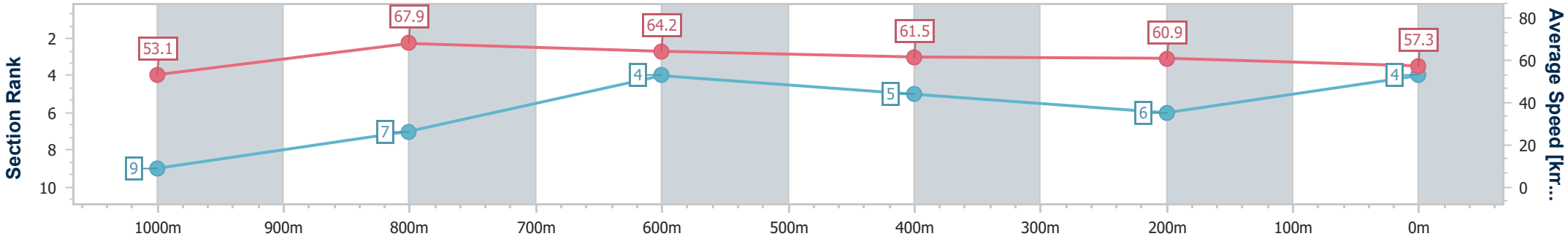

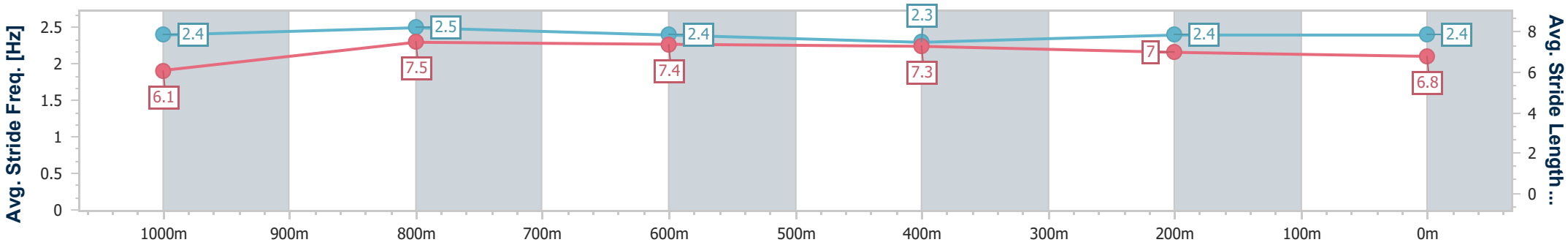

[ ]	Ranking at each section and finish
-:--.--	No data available at this section
NA	No data available

data processed by TRIPLESDATA

Horse/Jockey Name	Bollinger Miss
Final Rank	5
Fastest Section Time (Section)	0:10.87 (1000m)
Top Speed [km/h] (Section)	69.6 (Overall)
Race State	Finished

DoombenProfessional

Race 5: THE STAR STRADBROKE SEASON Fillies and Mares BENCHMARK 70 Handicap - 1200m

04 June 2025 - 13:43

Track Rating: Soft 5, Weather: Fine, Rail Position: +7m Entire

BRISBANE RACING CLUB

Section	Overall	1000m	800m	600m	400m	200m
Section Times	1:11.80 [5] (0:13.57)	0:58.23 [8] (0:10.87)	0:47.36 [9] (0:11.54)	0:35.82 [10] (0:11.63)	0:24.19 [9] (0:11.63)	0:12.56 [7] (0:12.56)
Average Speed [km/h]	53.2	66.4	62.5	61.4	61.3	57.6
Top Speed [km/h]	69.6	69.6	64.8	62.6	62.8	62.1
Avg. Dist. to Rail [m]	2.8	1.4	0.6	1.8	1.6	1.3
Avg. Stride Freq. [Hz]	2.4	2.4	2.3	2.3	2.4	2.3
Avg. Stride Length [m]	6.2	7.5	7.4	7.3	7.2	6.9

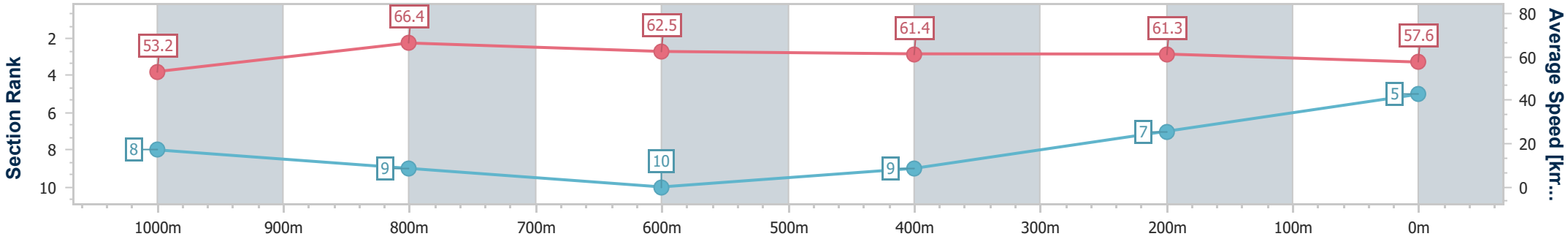

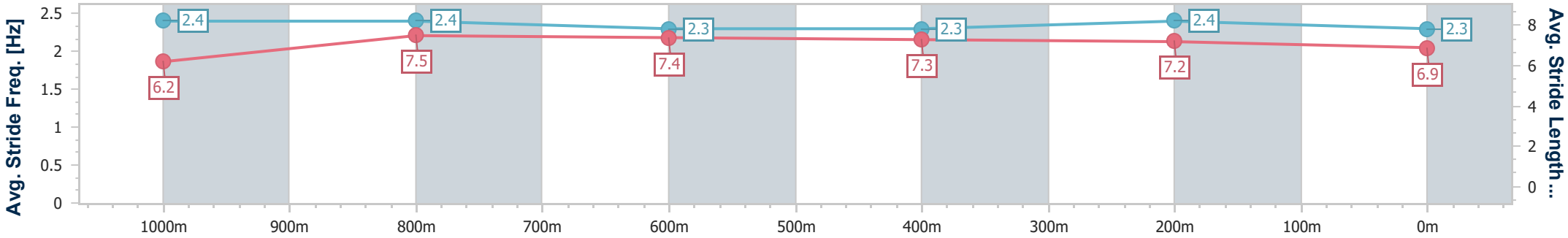

[ ]	Ranking at each section and finish
-:--.--	No data available at this section
NA	No data available

data processed by TRIPLESDATA

Horse/Jockey Name	Dream Lantern
Final Rank	6
Fastest Section Time (Section)	0:10.69 (1000m)
Top Speed [km/h] (Section)	69.6 (1000m)
Race State	Finished

DoombenProfessional

Race 5: THE STAR STRADBROKE SEASON Fillies and Mares BENCHMARK 70 Handicap - 1200m

04 June 2025 - 13:43

Track Rating: Soft 5, Weather: Fine, Rail Position: +7m Entire

BRISBANE RACING CLUB

Section	Overall	1000m	800m	600m	400m	200m
Section Times	1:11.84 [6] (0:13.40)	0:58.44 [6] (0:10.69)	0:47.75 [4] (0:11.45)	0:36.30 [6] (0:11.86)	0:24.44 [6] (0:11.77)	0:12.67 [5] (0:12.67)
Average Speed [km/h]	54.0	67.0	63.3	61.5	61.2	57.0
Top Speed [km/h]	69.6	69.6	65.6	63.5	62.9	59.7
Avg. Dist. to Rail [m]	6.0	0.5	1.4	1.7	1.9	2.6
Avg. Stride Freq. [Hz]	2.2	2.2	2.2	2.2	2.2	2.2
Avg. Stride Length [m]	6.7	8.3	8.0	7.9	7.7	7.2

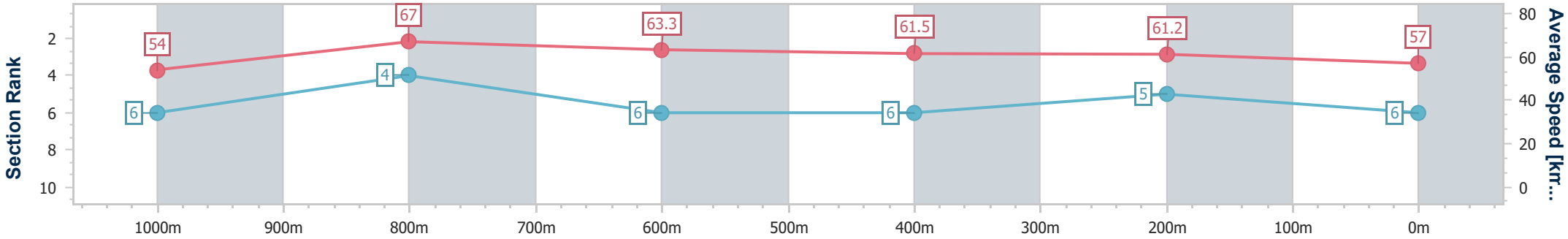

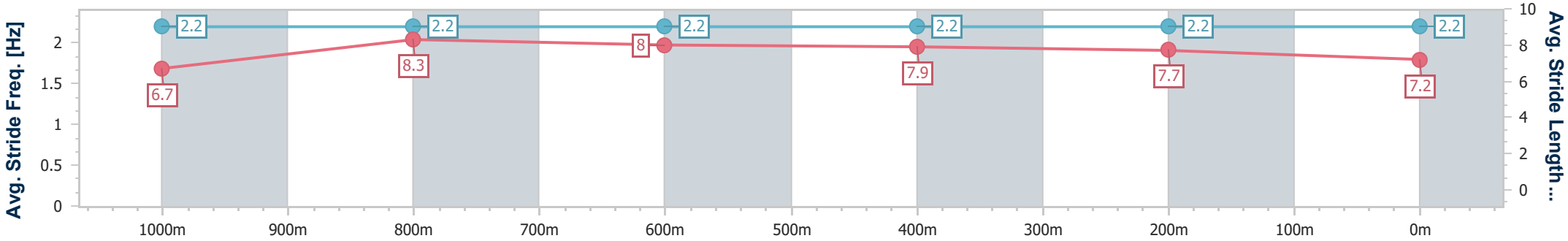

[ ]	Ranking at each section and finish
-:--.--	No data available at this section
NA	No data available

data processed by TRIPLESDATA

Horse/Jockey Name	Araminta
Final Rank	7
Fastest Section Time (Section)	0:10.80 (1000m)
Top Speed [km/h] (Section)	69.9 (1000m)
Race State	Finished

DoombenProfessional

Race 5: THE STAR STRADBROKE SEASON Fillies and Mares BENCHMARK 70 Handicap - 1200m

04 June 2025 - 13:43

Track Rating: Soft 5, Weather: Fine, Rail Position: +7m Entire

BRISBANE RACING CLUB

Section	Overall	1000m	800m	600m	400m	200m
Section Times	1:11.94 [7] (0:13.69)	0:58.25 [10] (0:10.80)	0:47.45 [10] (0:11.41)	0:36.04 [9] (0:11.81)	0:24.23 [10] (0:11.68)	0:12.55 [9] (0:12.55)
Average Speed [km/h]	52.9	66.7	63.4	61.0	61.9	57.3
Top Speed [km/h]	69.9	69.9	65.2	63.3	63.3	61.2
Avg. Dist. to Rail [m]	4.3	0.5	1.3	0.4	3.8	6.6
Avg. Stride Freq. [Hz]	2.3	2.4	2.3	2.3	2.4	2.3
Avg. Stride Length [m]	6.5	7.7	7.5	7.4	7.2	6.8

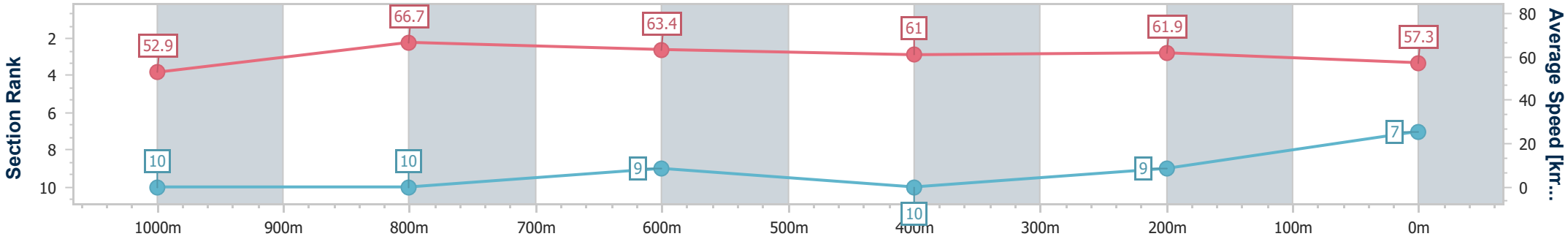

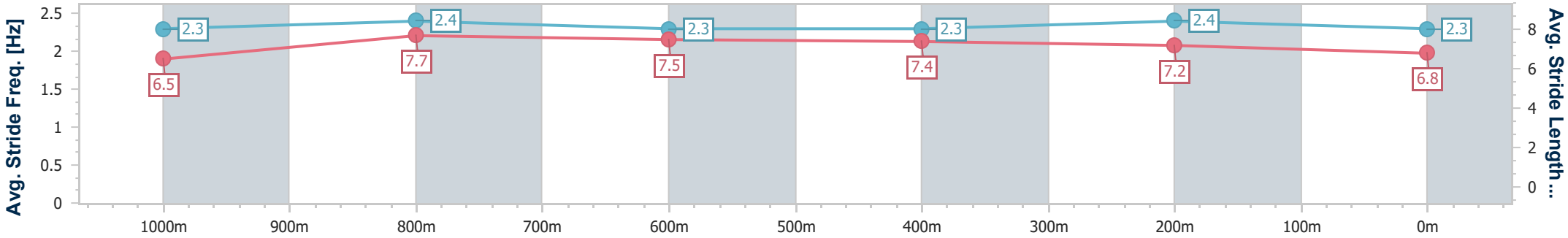

[ ]	Ranking at each section and finish
-:--.--	No data available at this section
NA	No data available

data processed by TRIPLESDATA

Horse/Jockey Name	Femme Fatale
Final Rank	8
Fastest Section Time (Section)	0:10.68 (1000m)
Top Speed [km/h] (Section)	71.0 (1000m)
Race State	Finished

DoombenProfessional

Race 5: THE STAR STRADBROKE SEASON Fillies and Mares BENCHMARK 70 Handicap - 1200m

04 June 2025 - 13:43

Track Rating: Soft 5, Weather: Fine, Rail Position: +7m Entire

BRISBANE RACING CLUB

Section	Overall	1000m	800m	600m	400m	200m
Section Times	1:12.04 [8] (0:12.86)	0:59.18 [1] (0:10.68)	0:48.50 [1] (0:11.53)	0:36.97 [1] (0:11.87)	0:25.10 [2] (0:11.89)	0:13.21 [2] (0:13.21)
Average Speed [km/h]	56.0	67.4	62.7	60.2	60.4	54.4
Top Speed [km/h]	70.9	71.0	63.9	62.0	61.8	59.6
Avg. Dist. to Rail [m]	2.8	0.3	0.6	0.7	0.9	1.5
Avg. Stride Freq. [Hz]	2.4	2.4	2.3	2.3	2.4	2.3
Avg. Stride Length [m]	6.3	7.7	7.5	7.2	7.1	6.7

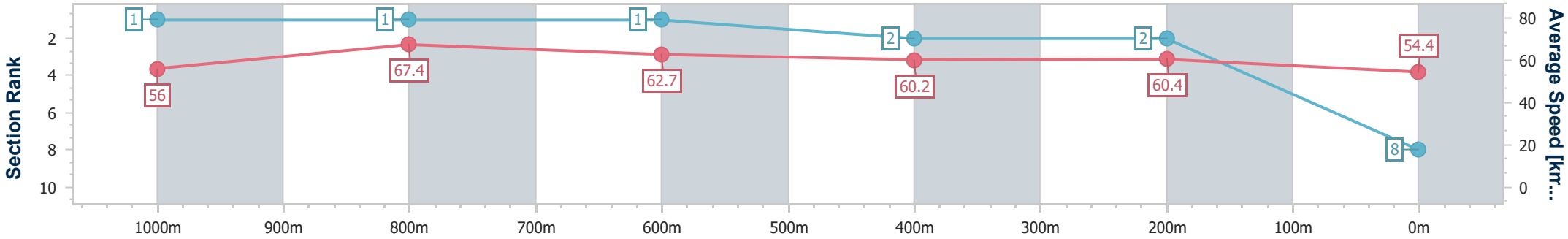

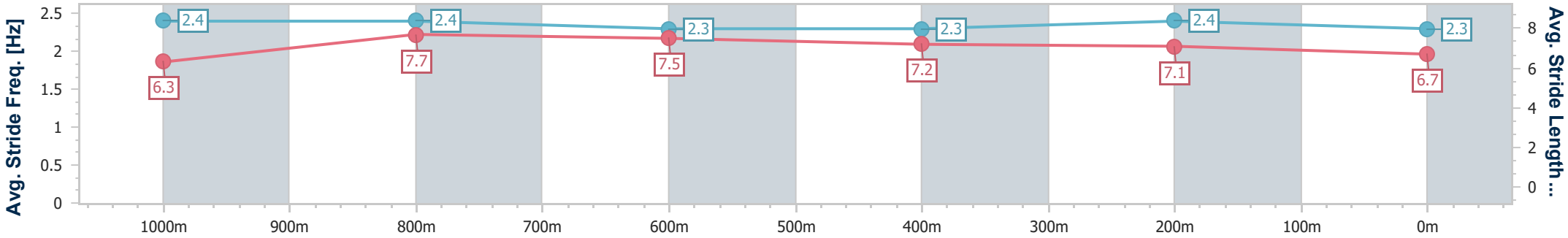

[ ]	Ranking at each section and finish
-:--.--	No data available at this section
NA	No data available

data processed by TRIPLESDATA

Horse/Jockey Name	Gidday Gidday
Final Rank	9
Fastest Section Time (Section)	0:10.91 (1000m)
Top Speed [km/h] (Section)	67.7 (1000m)
Race State	Finished

DoombenProfessional

Race 5: THE STAR STRADBROKE SEASON Fillies and Mares BENCHMARK 70 Handicap - 1200m

04 June 2025 - 13:43

Track Rating: Soft 5, Weather: Fine, Rail Position: +7m Entire

BRISBANE RACING CLUB

Section	Overall	1000m	800m	600m	400m	200m
Section Times	1:12.27 [9] (0:13.49)	0:58.78 [7] (0:10.91)	0:47.87 [8] (0:11.26)	0:36.61 [7] (0:11.90)	0:24.71 [8] (0:11.78)	0:12.93 [8] (0:12.93)
Average Speed [km/h]	53.5	66.4	64.9	62.3	61.8	55.5
Top Speed [km/h]	67.7	67.7	66.2	64.5	63.5	59.8
Avg. Dist. to Rail [m]	4.8	1.5	3.8	4.9	5.2	5.0
Avg. Stride Freq. [Hz]	2.5	2.5	2.5	2.4	2.5	2.4
Avg. Stride Length [m]	6.0	7.3	7.4	7.2	7.0	6.4

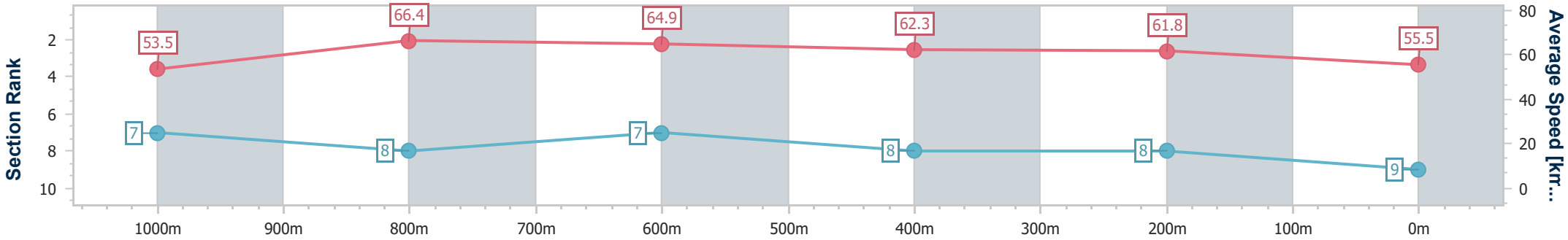

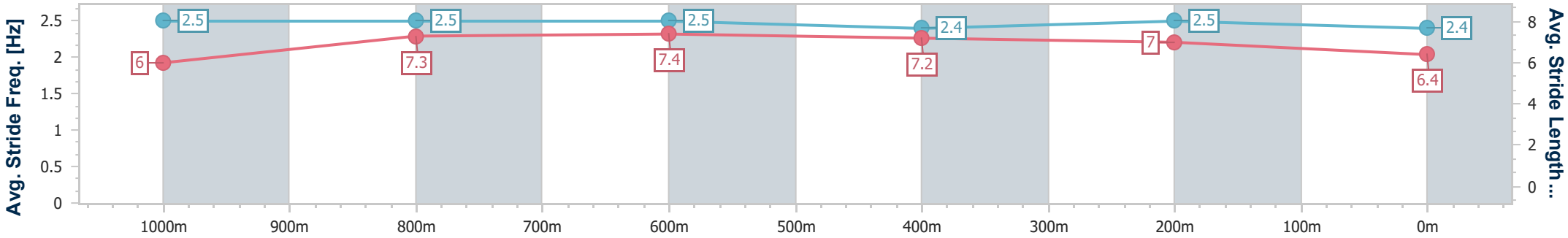

[ ]	Ranking at each section and finish
-:--.--	No data available at this section
NA	No data available

data processed by TRIPLESDATA

Horse/Jockey Name	Whiskey Dancer
Final Rank	10
Fastest Section Time (Section)	0:10.82 (1000m)
Top Speed [km/h] (Section)	69.3 (1000m)
Race State	Finished

DoombenProfessional

Race 5: THE STAR STRADBROKE SEASON Fillies and Mares BENCHMARK 70 Handicap - 1200m

04 June 2025 - 13:43

Track Rating: Soft 5, Weather: Fine, Rail Position: +7m Entire

BRISBANE RACING CLUB

Section	Overall	1000m	800m	600m	400m	200m
Section Times	1:13.05 [10] (0:13.28)	0:59.77 [5] (0:10.82)	0:48.95 [5] (0:11.57)	0:37.38 [8] (0:11.80)	0:25.58 [7] (0:12.28)	0:13.30 [10] (0:13.30)
Average Speed [km/h]	54.2	66.6	62.2	59.8	58.3	54.1
Top Speed [km/h]	68.4	69.3	64.5	62.0	59.1	58.1
Avg. Dist. to Rail [m]	0.5	0.2	0.9	3.3	2.1	0.3
Avg. Stride Freq. [Hz]	2.5	2.5	2.5	2.4	2.4	2.4
Avg. Stride Length [m]	6.1	7.4	7.0	6.8	6.7	6.4

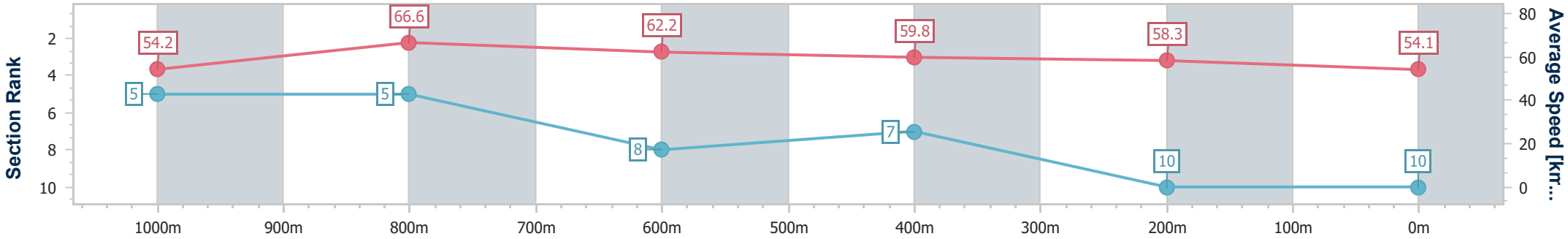

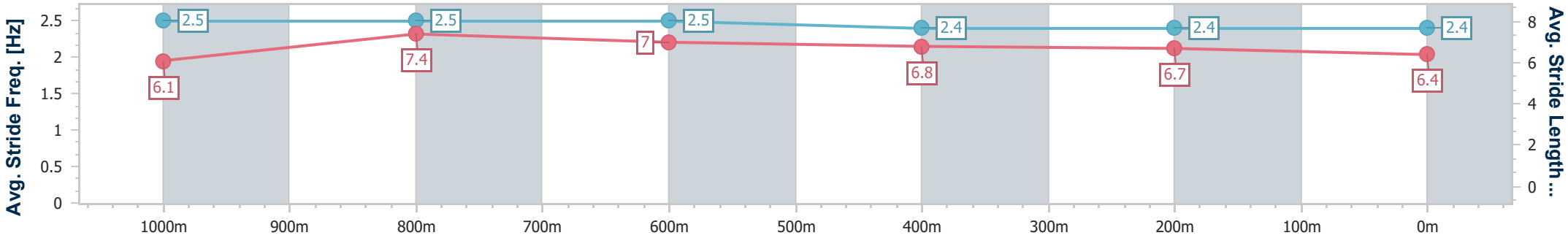

[ ]	Ranking at each section and finish
-:--.--	No data available at this section
NA	No data available

data processed by TRIPLESDATA

DoombenProfessional

Race 6: MULLINS LAWYERS FRED BEST CLASSIC - GROUP 3 - 1350m

04 June 2025 - 14:18

BRISBANE RACING CLUB

Track Rating: Soft 5, Weather: Fine, Rail Position: +7m Entire

Section	Overall	1200m	1000m	800m	600m	400m	Last 600m
Field Times	1:20.95 (0:10.84)	1:10.11 (0:10.49)	0:59.62 (0:10.93)	0:48.69 (0:11.16)	0:37.53 (0:11.78)	0:25.75 (0:12.32)	0:37.53

Rank	TAB	Horse/Jockey	Barrier	Top Speed [km/h]	Fastest Section	Overall	1200m	1000m	800m	600m	400m	Last 600m	Distance Travelled [m]
1	16	SPICY MARTINI	5	69.4	0:10.49	1:20.95 [1]	1:09.99 [2]	0:59.50 [4]	0:48.60 [4]	0:37.02 [5]	0:25.31 [3]	0:37.02	
		Craig Williams		1200m	1200m	(0:10.96)	(0:10.49)	(0:10.90)	(0:11.58)	(0:11.71)	(0:12.11)		
2	4	MEDIA WORLD	10	70.8	0:10.37	1:20.99 [2]	1:10.03 [2]	0:59.66 [1]	0:48.73 [1]	0:37.57 [1]	0:25.79 [1]	0:37.57	+0
		Regan Bayliss		1200m	1200m	(0:10.96)	(0:10.37)	(0:10.93)	(0:11.16)	(0:11.78)	(0:12.32)		
3	5	PISCES	1	68.2	0:10.70	1:21.03 [3]	1:09.77 [10]	0:59.07 [10]	0:48.07 [9]	0:36.56 [12]	0:24.75 [13]	0:36.56	+0
		Michael Rodd		1200m	1200m	(0:11.26)	(0:10.70)	(0:11.00)	(0:11.51)	(0:11.81)	(0:11.81)		
4	10	RAIKKONEN	15	68.4	0:10.64	1:21.13 [4]	1:09.83 [12]	0:59.19 [9]	0:48.13 [10]	0:36.85 [8]	0:25.01 [9]	0:36.85	+6
		Dylan Gibbons		1200m	1200m	(0:11.30)	(0:10.64)	(0:11.06)	(0:11.28)	(0:11.84)	(0:11.85)		
5	18	EDITING	2	67.9	0:10.77	1:21.15 [5]	1:10.14 [5]	0:59.37 [6]	0:48.26 [8]	0:36.76 [10]	0:25.04 [8]	0:36.76	-1
		Ashley Morgan		1200m	1200m	(0:11.01)	(0:10.77)	(0:11.11)	(0:11.50)	(0:11.72)	(0:11.99)		
6	1	BOSUSTOW	3	68.0	0:10.74	1:21.19 [6]	1:10.11 [7]	0:59.37 [7]	0:48.46 [6]	0:37.04 [7]	0:25.32 [6]	0:37.04	-1
		Joshua Parr		1200m	1200m	(0:11.08)	(0:10.74)	(0:10.91)	(0:11.42)	(0:11.72)	(0:12.10)		
7	15	EL MORZILLO	11	67.5	0:10.90	1:21.29 [7]	1:09.99 [11]	0:59.09 [14]	0:48.08 [13]	0:36.70 [13]	0:25.04 [12]	0:36.70	+7
		Cejay Graham		1200m	1200m	(0:11.30)	(0:10.90)	(0:11.01)	(0:11.38)	(0:11.66)	(0:11.95)		
8	13	SUPERALLOY	6	67.8	0:10.82	1:21.37 [8]	1:10.21 [9]	0:59.39 [11]	0:48.21 [12]	0:37.00 [9]	0:25.15 [11]	0:37.00	+0
		Bailey Wheeler		1200m	1200m	(0:11.16)	(0:10.82)	(0:11.18)	(0:11.21)	(0:11.85)	(0:12.07)		
9	7	BOOMTOWN BOSS	7	67.1	0:10.85	1:21.37 [9]	1:10.39 [4]	0:59.54 [8]	0:48.57 [7]	0:37.33 [6]	0:25.35 [7]	0:37.33	+4
		Emily Lang		1000m	1200m	(0:10.98)	(0:10.85)	(0:10.97)	(0:11.24)	(0:11.98)	(0:12.13)		
10	12	TUNED	4	68.3	0:10.57	1:21.39 [10]	1:10.55 [1]	0:59.98 [2]	0:49.05 [3]	0:37.51 [4]	0:25.61 [4]	0:37.51	-1
		Angela Jones		1200m	1200m	(0:10.84)	(0:10.57)	(0:10.93)	(0:11.54)	(0:11.90)	(0:12.08)		

Scratched: Goodlucktome (#8), Angel Capital (#2), Emirate (#9), Merchant Gold (#11), Heavenly Impact (#20)

[ ]	Ranking at each section and finish	SCN	Saddle cloth number
-:--.--	No data available at this section	DNF	Did not finish
NA	No data available	DNT	Did not track

data processed by TRIPLESDATA

DoombenProfessional

Race 6: MULLINS LAWYERS FRED BEST CLASSIC - GROUP 3 - 1350m

04 June 2025 - 14:18

BRISBANE RACING CLUB

Track Rating: Soft 5, Weather: Fine, Rail Position: +7m Entire

Section	Overall	1200m	1000m	800m	600m	400m	Last 600m
Field Times	1:20.95 (0:10.84)	1:10.11 (0:10.49)	0:59.62 (0:10.93)	0:48.69 (0:11.16)	0:37.53 (0:11.78)	0:25.75 (0:12.32)	0:37.53

Rank	TAB	Horse/Jockey	Barrier	Top Speed [km/h]	Fastest Section	Overall	1200m	1000m	800m	600m	400m	Last 600m	Distance Travelled [m]
11	14	RUINS OF ROME	12	69.0	0:10.66	1:21.41 [11]	1:09.89 [15]	0:59.23 [13]	0:48.33 [11]	0:37.02 [11]	0:25.20 [10]	0:37.02	+4
		Martin Harley		1200m	1200m	(0:11.52)	(0:10.66)	(0:10.90)	(0:11.31)	(0:11.82)	(0:11.94)		
12	3	JUST PARTY	14	68.8	0:10.74	1:21.48 [12]	1:09.97 [14]	0:59.23 [15]	0:48.19 [15]	0:36.72 [14]	0:25.10 [14]	0:36.72	+1
		Kyle Wilson-Taylor		1200m	1200m	(0:11.51)	(0:10.74)	(0:11.04)	(0:11.47)	(0:11.62)	(0:12.01)		
13	6	STAY FOCUSED	13	70.5	0:10.36	1:22.28 [13]	1:11.20 [6]	1:00.84 [3]	0:50.02 [2]	0:38.75 [2]	0:26.92 [2]	0:38.75	+1
		Ethan Brown		1200m	1200m	(0:11.08)	(0:10.36)	(0:10.82)	(0:11.27)	(0:11.83)	(0:12.57)		
14	19	PIPERITA	8	67.9	0:10.76	1:22.51 [14]	1:11.09 [13]	1:00.33 [12]	0:49.27 [14]	0:37.72 [15]	0:25.73 [15]	0:37.72	-3
		Damien Thornton		1200m	1200m	(0:11.42)	(0:10.76)	(0:11.06)	(0:11.55)	(0:11.99)	(0:12.17)		
15	17	CANDLEWICK	9	69.9	0:10.53	1:23.86 [15]	1:12.75 [8]	1:02.22 [5]	0:51.45 [5]	0:40.06 [3]	0:28.04 [5]	0:40.06	+2
		Andrew Mallyon		1000m	1200m	(0:11.11)	(0:10.53)	(0:10.77)	(0:11.39)	(0:12.02)	(0:12.94)		

Scratched: Goodlucktome (#8), Angel Capital (#2), Emirate (#9), Merchant Gold (#11), Heavenly Impact (#20)

[ ]	Ranking at each section and finish	SCN	Saddle cloth number
-:--.--	No data available at this section	DNF	Did not finish
NA	No data available	DNT	Did not track

data processed by TRIPLESDATA

DoombenProfessional

Race 6: MULLINS LAWYERS FRED BEST CLASSIC - GROUP 3 - 1350m

04 June 2025 - 14:18

BRISBANE RACING CLUB

Track Rating: Soft 5, Weather: Fine, Rail Position: +7m Entire

Section	200m	Last 600m
Field Times	0:13.43 (0:13.43)	0:37.53

Rank	TAB	Horse/Jockey	Barrier	Top Speed [km/h]	Fastest Section		Margin		Distance Travelled [m]
1	16	**SPICY MARTINI**	5	69.4	0:10.49	0:13.20 [2]	1:20.95	0:37.02	
		Craig Williams		1200m	1200m	(0:13.20)			
2	4	**MEDIA WORLD**	10	70.8	0:10.37	0:13.47 [1]	0.22L	0:37.57	+0
		Regan Bayliss		1200m	1200m	(0:13.47)			
3	5	**PISCES**	1	68.2	0:10.70	0:12.94 [7]	0.49L	0:36.56	+0
		Michael Rodd		1200m	1200m	(0:12.94)			
4	10	**RAIKKONEN**	15	68.4	0:10.64	0:13.16 [6]	1.07L	0:36.85	+6
		Dylan Gibbons		1200m	1200m	(0:13.16)			
5	18	**EDITING**	2	67.9	0:10.77	0:13.05 [8]	1.16L	0:36.76	-1
		Ashley Morgan		1200m	1200m	(0:13.05)			
6	1	**BOSUSTOW**	3	68.0	0:10.74	0:13.22 [5]	1.38L	0:37.04	-1
		Joshua Parr		1200m	1200m	(0:13.22)			
7	15	**EL MORZILLO**	11	67.5	0:10.90	0:13.09 [11]	1.98L	0:36.70	+7
		Cejay Graham		1200m	1200m	(0:13.09)			
8	13	**SUPERALLOY**	6	67.8	0:10.82	0:13.08 [12]	2.47L	0:37.00	+0
		Bailey Wheeler		1200m	1200m	(0:13.08)			
9	7	**BOOMTOWN BOSS**	7	67.1	0:10.85	0:13.22 [9]	2.49L	0:37.33	+4
		Emily Lang		1000m	1200m	(0:13.22)			
10	12	**TUNED**	4	68.3	0:10.57	0:13.53 [3]	2.58L	0:37.51	-1
		Angela Jones		1200m	1200m	(0:13.53)			

Scratched: Goodlucktome (#8), Angel Capital (#2), Emirate (#9), Merchant Gold (#11), Heavenly Impact (#20)

[ ]	Ranking at each section and finish	SCN	Saddle cloth number
-:--.--	No data available at this section	DNF	Did not finish
NA	No data available	DNT	Did not track

data processed by TRIPLESDATA

DoombenProfessional

Race 6: MULLINS LAWYERS FRED BEST CLASSIC - GROUP 3 - 1350m

04 June 2025 - 14:18

BRISBANE RACING CLUB

Track Rating: Soft 5, Weather: Fine, Rail Position: +7m Entire

Section	200m	Last 600m
Field Times	0:13.43 (0:13.43)	0:37.53

Rank	TAB	Horse/Jockey	Barrier	Top Speed [km/h]	Fastest Section		Margin			Distance Travelled [m]
11	14	**RUINS OF ROME**	12	69.0	0:10.66	0:13.26 [10]	2.7L		0:37.02	+4
		Martin Harley		1200m	1200m	(0:13.26)				
12	3	**JUST PARTY**	14	68.8	0:10.74	0:13.09 [13]	3.08L		0:36.72	+1
		Kyle Wilson-Taylor		1200m	1200m	(0:13.09)				
13	6	**STAY FOCUSED**	13	70.5	0:10.36	0:14.35 [4]	7.83L		0:38.75	+1
		Ethan Brown		1200m	1200m	(0:14.35)				
14	19	**PIPERITA**	8	67.9	0:10.76	0:13.56 [15]	9.16L		0:37.72	-3
		Damien Thornton		1200m	1200m	(0:13.56)				
15	17	**CANDLEWICK**	9	69.9	0:10.53	0:15.10 [14]	17.13L		0:40.06	+2
		Andrew Mallyon		1000m	1200m	(0:15.10)				

Scratched: Goodlucktome (#8), Angel Capital (#2), Emirate (#9), Merchant Gold (#11), Heavenly Impact (#20)

[ ]	Ranking at each section and finish	**SCN**	Saddle cloth number
-:--.--	No data available at this section	**DNF**	Did not finish
NA	No data available	**DNT**	Did not track

data processed by TRIPLESDATA

Horse/Jockey Name	Spicy Martini
Final Rank	1
Fastest Section Time (Section)	0:10.49 (1200m)
Top Speed [km/h] (Section)	69.4 (1200m)
Race State	Finished

DoombenProfessional

Race 6: MULLINS LAWYERS FRED BEST CLASSIC - GROUP 3 - 1350m

04 June 2025 - 14:18

Track Rating: Soft 5, Weather: Fine, Rail Position: +7m Entire

BRISBANE RACING CLUB

Section	Overall	1200m	1000m	800m	600m	400m	200m
Section Times	1:20.95 [1] (0:10.96)	1:09.99 [2] (0:10.49)	0:59.50 [4] (0:10.90)	0:48.60 [4] (0:11.58)	0:37.02 [5] (0:11.71)	0:25.31 [3] (0:12.11)	0:13.20 [2] (0:13.20)
Average Speed [km/h]	49.4	68.7	66.3	62.5	61.8	59.4	54.5
Top Speed [km/h]	68.6	69.4	68.1	64.3	62.8	60.6	57.6
Avg. Dist. to Rail [m]	4.8	1.1	0.9	1.6	0.5	0.2	0.2
Avg. Stride Freq. [Hz]	2.3	2.4	2.3	2.2	2.2	2.2	2.2
Avg. Stride Length [m]	5.9	8.1	7.9	7.8	7.7	7.4	7.0

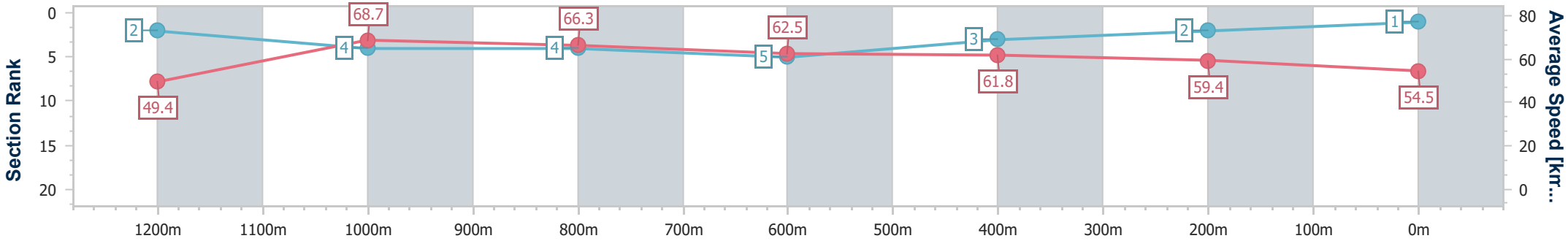

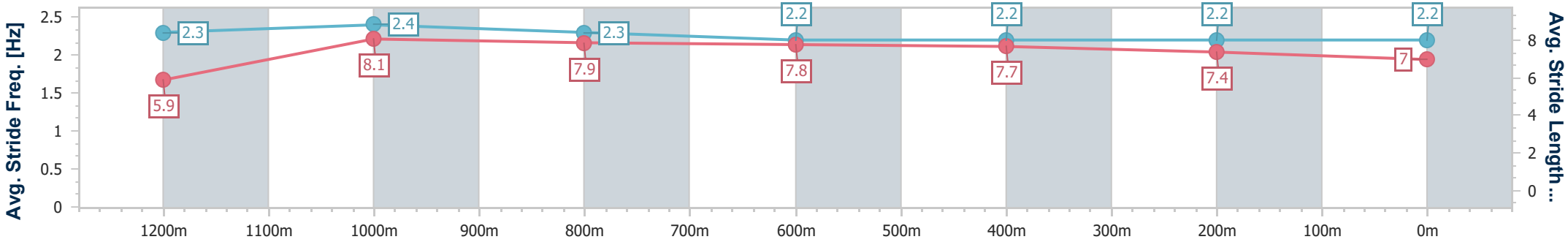

[ ]	Ranking at each section and finish
-:--.--	No data available at this section
NA	No data available

data processed by TRIPLESDATA

Horse/Jockey Name	Media World
Final Rank	2
Fastest Section Time (Section)	0:10.37 (1200m)
Top Speed [km/h] (Section)	70.8 (1200m)
Race State	Finished

DoombenProfessional

Race 6: MULLINS LAWYERS FRED BEST CLASSIC - GROUP 3 - 1350m

04 June 2025 - 14:18

Track Rating: Soft 5, Weather: Fine, Rail Position: +7m Entire

BRISBANE RACING CLUB

Section	Overall	1200m	1000m	800m	600m	400m	200m
Section Times	1:20.99 [2] (0:10.96)	1:10.03 [2] (0:10.37)	0:59.66 [1] (0:10.93)	0:48.73 [1] (0:11.16)	0:37.57 [1] (0:11.78)	0:25.79 [1] (0:12.32)	0:13.47 [1] (0:13.47)
Average Speed [km/h]	49.2	69.5	65.9	64.4	60.8	58.6	53.3
Top Speed [km/h]	67.9	70.8	68.5	65.4	62.8	60.4	55.9
Avg. Dist. to Rail [m]	9.9	4.8	0.4	0.8	0.3	0.2	0.5
Avg. Stride Freq. [Hz]	2.3	2.4	2.4	2.4	2.3	2.3	2.3
Avg. Stride Length [m]	5.8	7.8	7.7	7.4	7.2	7.0	6.5

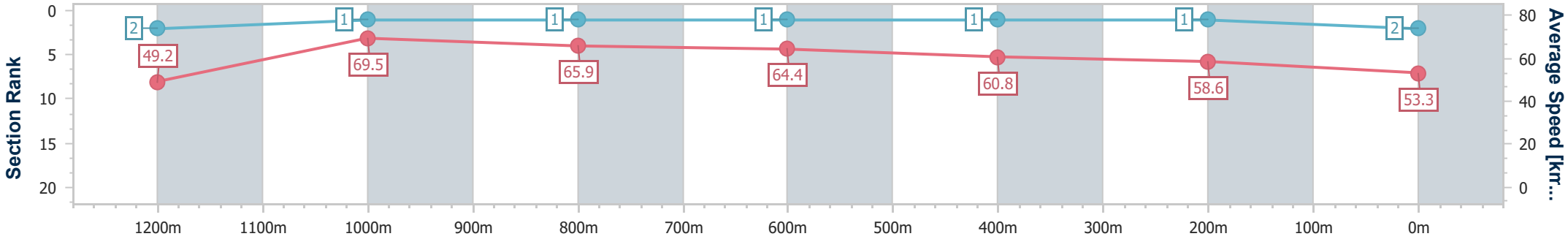

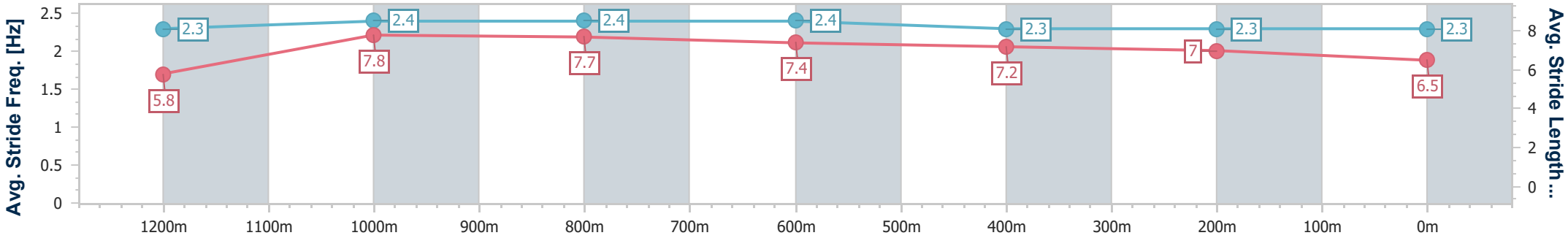

[ ]	Ranking at each section and finish
-:--.--	No data available at this section
NA	No data available

data processed by TRIPLESDATA

Horse/Jockey Name	Pisces
Final Rank	3
Fastest Section Time (Section)	0:10.70 (1200m)
Top Speed [km/h] (Section)	68.2 (1200m)
Race State	Finished

DoombenProfessional

Race 6: MULLINS LAWYERS FRED BEST CLASSIC - GROUP 3 - 1350m

04 June 2025 - 14:18

Track Rating: Soft 5, Weather: Fine, Rail Position: +7m Entire

BRISBANE RACING CLUB

Section	Overall	1200m	1000m	800m	600m	400m	200m
Section Times	1:21.03 [3] (0:11.26)	1:09.77 [10] (0:10.70)	0:59.07 [10] (0:11.00)	0:48.07 [9] (0:11.51)	0:36.56 [12] (0:11.81)	0:24.75 [13] (0:11.81)	0:12.94 [7] (0:12.94)
Average Speed [km/h]	48.1	67.4	65.3	62.9	61.4	60.9	55.7
Top Speed [km/h]	66.2	68.2	67.6	64.2	61.9	61.8	58.8
Avg. Dist. to Rail [m]	2.2	0.7	0.5	1.4	1.1	0.3	0.7
Avg. Stride Freq. [Hz]	2.3	2.4	2.3	2.3	2.3	2.3	2.3
Avg. Stride Length [m]	5.9	7.8	7.8	7.6	7.5	7.3	6.7

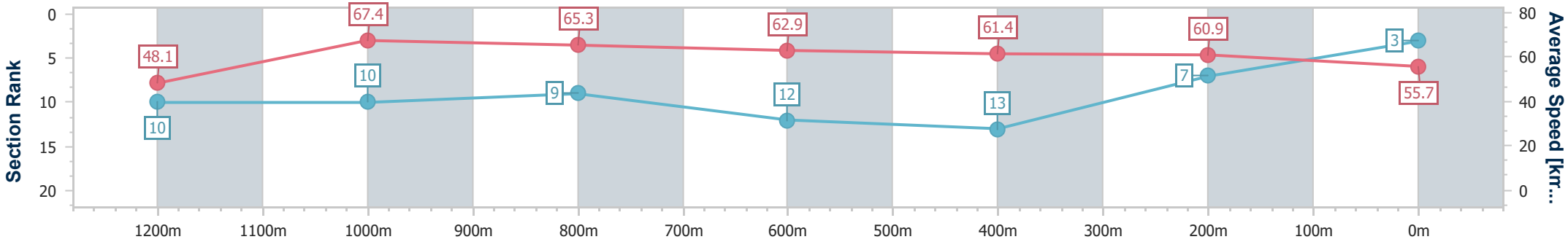

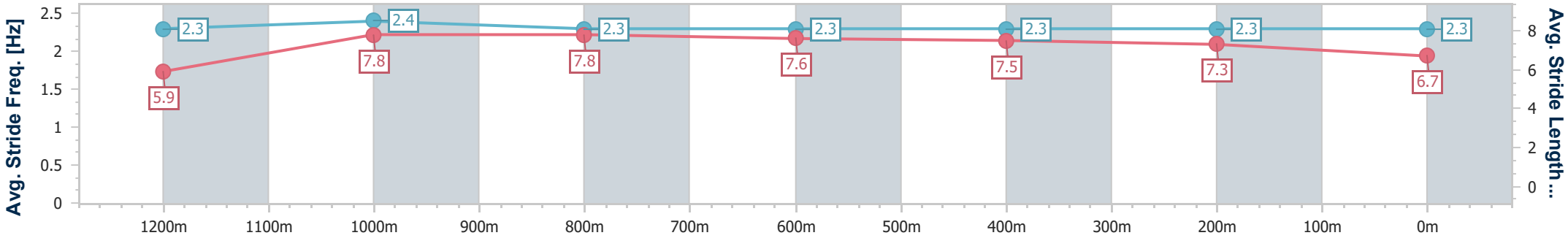

[ ]	Ranking at each section and finish
-:--.--	No data available at this section
NA	No data available

data processed by TRIPLESDATA

Horse/Jockey Name	Raikkonen
Final Rank	4
Fastest Section Time (Section)	0:10.64 (1200m)
Top Speed [km/h] (Section)	68.4 (1200m)
Race State	Finished

DoombenProfessional

Race 6: MULLINS LAWYERS FRED BEST CLASSIC - GROUP 3 - 1350m

04 June 2025 - 14:18

Track Rating: Soft 5, Weather: Fine, Rail Position: +7m Entire

BRISBANE RACING CLUB

Section	Overall	1200m	1000m	800m	600m	400m	200m
Section Times	1:21.13 [4] (0:11.30)	1:09.83 [12] (0:10.64)	0:59.19 [9] (0:11.06)	0:48.13 [10] (0:11.28)	0:36.85 [8] (0:11.84)	0:25.01 [9] (0:11.85)	0:13.16 [6] (0:13.16)
Average Speed [km/h]	48.0	67.6	65.8	64.5	61.7	61.2	54.6
Top Speed [km/h]	66.8	68.4	66.7	66.2	63.7	62.0	59.0
Avg. Dist. to Rail [m]	12.1	4.2	3.6	2.4	2.3	4.6	7.0
Avg. Stride Freq. [Hz]	2.2	2.3	2.3	2.3	2.3	2.4	2.3
Avg. Stride Length [m]	6.1	8.2	8.0	7.8	7.5	7.2	6.7

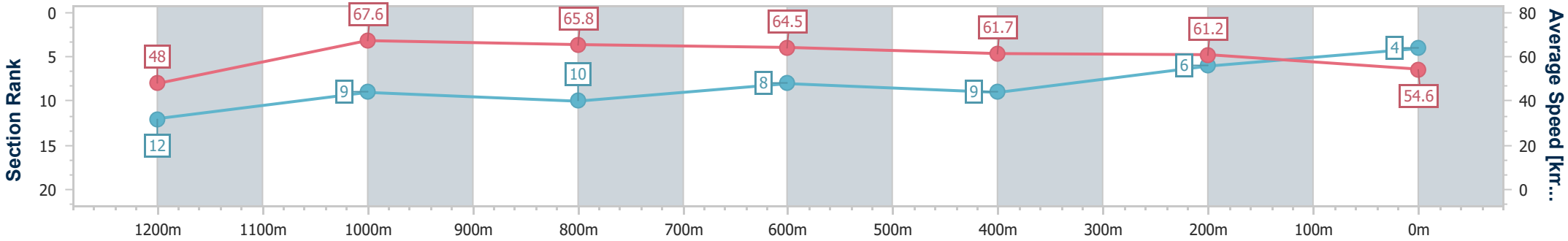

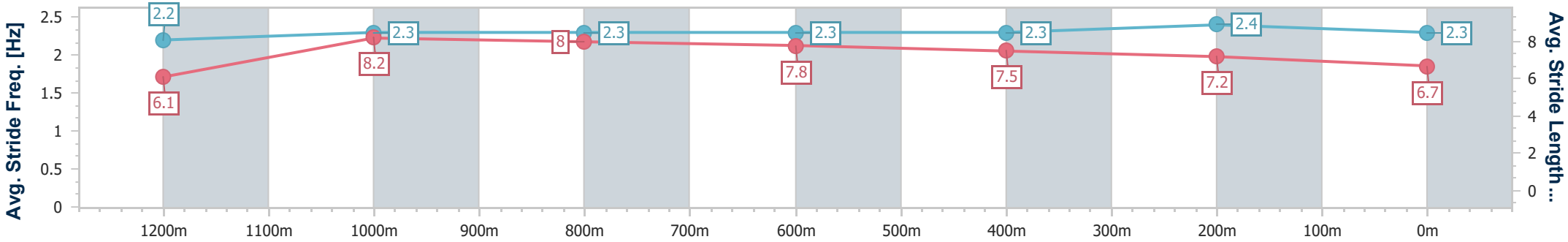

[ ]	Ranking at each section and finish
-:--.--	No data available at this section
NA	No data available

data processed by TRIPLESDATA

Horse/Jockey Name	Editing
Final Rank	5
Fastest Section Time (Section)	0:10.77 (1200m)
Top Speed [km/h] (Section)	67.9 (1200m)
Race State	Finished

DoombenProfessional

Race 6: MULLINS LAWYERS FRED BEST CLASSIC - GROUP 3 - 1350m

04 June 2025 - 14:18

Track Rating: Soft 5, Weather: Fine, Rail Position: +7m Entire

BRISBANE RACING CLUB

Section	Overall	1200m	1000m	800m	600m	400m	200m
Section Times	1:21.15 [5] (0:11.01)	1:10.14 [5] (0:10.77)	0:59.37 [6] (0:11.11)	0:48.26 [8] (0:11.50)	0:36.76 [10] (0:11.72)	0:25.04 [8] (0:11.99)	0:13.05 [8] (0:13.05)
Average Speed [km/h]	48.8	66.9	64.9	62.9	60.6	59.8	55.1
Top Speed [km/h]	67.1	67.9	66.4	64.1	62.1	61.0	57.9
Avg. Dist. to Rail [m]	1.9	0.6	0.4	0.3	1.6	1.5	3.0
Avg. Stride Freq. [Hz]	2.1	2.3	2.2	2.2	2.2	2.2	2.2
Avg. Stride Length [m]	6.4	8.1	8.2	7.9	7.7	7.6	7.1

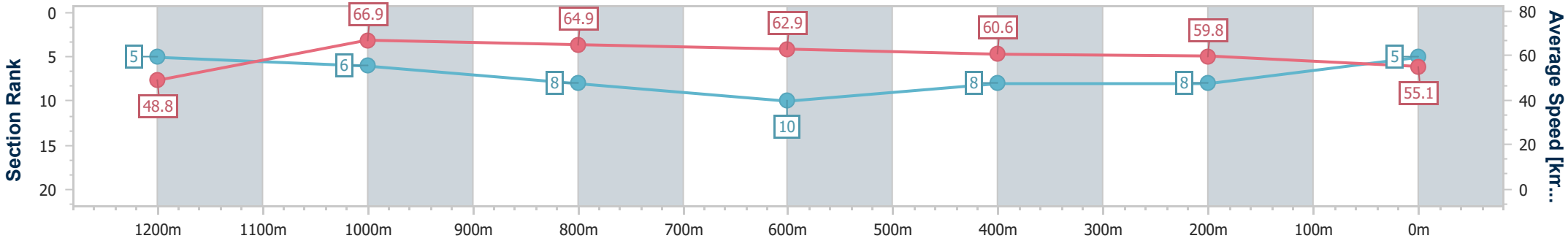

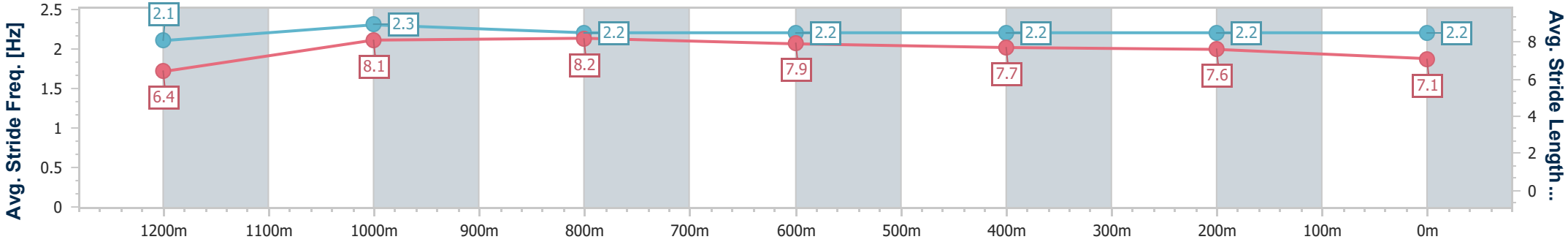

[ ]	Ranking at each section and finish
-:--.--	No data available at this section
NA	No data available

data processed by TRIPLESDATA

Horse/Jockey Name	Bosustow
Final Rank	6
Fastest Section Time (Section)	0:10.74 (1200m)
Top Speed [km/h] (Section)	68.0 (1200m)
Race State	Finished

DoombenProfessional

Race 6: MULLINS LAWYERS FRED BEST CLASSIC - GROUP 3 - 1350m

04 June 2025 - 14:18

Track Rating: Soft 5, Weather: Fine, Rail Position: +7m Entire

BRISBANE RACING CLUB

Section	Overall	1200m	1000m	800m	600m	400m	200m
Section Times	1:21.19 [6] (0:11.08)	1:10.11 [7] (0:10.74)	0:59.37 [7] (0:10.91)	0:48.46 [6] (0:11.42)	0:37.04 [7] (0:11.72)	0:25.32 [6] (0:12.10)	0:13.22 [5] (0:13.22)
Average Speed [km/h]	48.9	66.8	66.2	63.3	61.8	59.7	54.3
Top Speed [km/h]	66.7	68.0	66.8	65.0	63.0	61.4	57.4
Avg. Dist. to Rail [m]	3.6	1.8	0.4	1.0	0.7	3.1	6.4
Avg. Stride Freq. [Hz]	2.4	2.4	2.4	2.4	2.4	2.4	2.4
Avg. Stride Length [m]	5.5	7.6	7.7	7.4	7.1	6.8	6.4

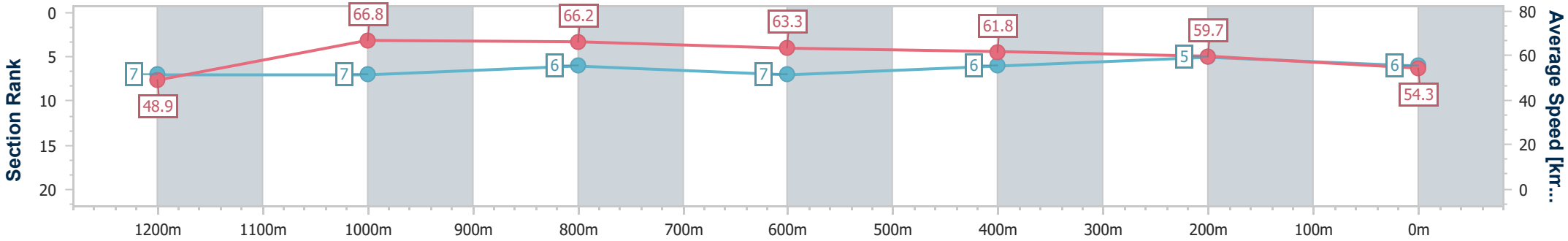

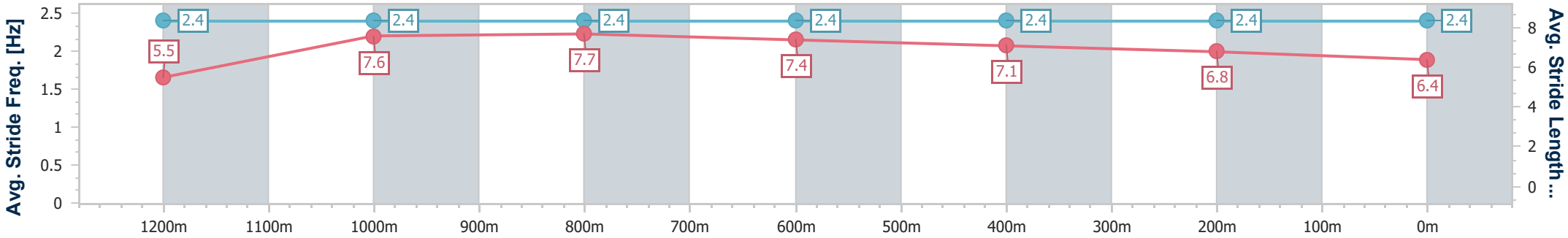

[ ]	Ranking at each section and finish
-:--.--	No data available at this section
NA	No data available

data processed by TRIPLESDATA

Horse/Jockey Name	El Morzillo
Final Rank	7
Fastest Section Time (Section)	0:10.90 (1200m)
Top Speed [km/h] (Section)	67.5 (1200m)
Race State	Finished

DoombenProfessional

Race 6: MULLINS LAWYERS FRED BEST CLASSIC - GROUP 3 - 1350m

04 June 2025 - 14:18

Track Rating: Soft 5, Weather: Fine, Rail Position: +7m Entire

BRISBANE RACING CLUB

Section	Overall	1200m	1000m	800m	600m	400m	200m
Section Times	1:21.29 [7] (0:11.30)	1:09.99 [11] (0:10.90)	0:59.09 [14] (0:11.01)	0:48.08 [13] (0:11.38)	0:36.70 [13] (0:11.66)	0:25.04 [12] (0:11.95)	0:13.09 [11] (0:13.09)
Average Speed [km/h]	47.9	66.0	66.1	64.2	62.5	60.8	55.1
Top Speed [km/h]	66.3	67.5	66.6	66.4	63.7	62.9	58.9
Avg. Dist. to Rail [m]	9.1	2.1	2.5	2.8	2.7	5.8	8.8
Avg. Stride Freq. [Hz]	2.3	2.3	2.3	2.3	2.3	2.4	2.3
Avg. Stride Length [m]	5.8	7.8	7.9	7.6	7.5	7.1	6.6

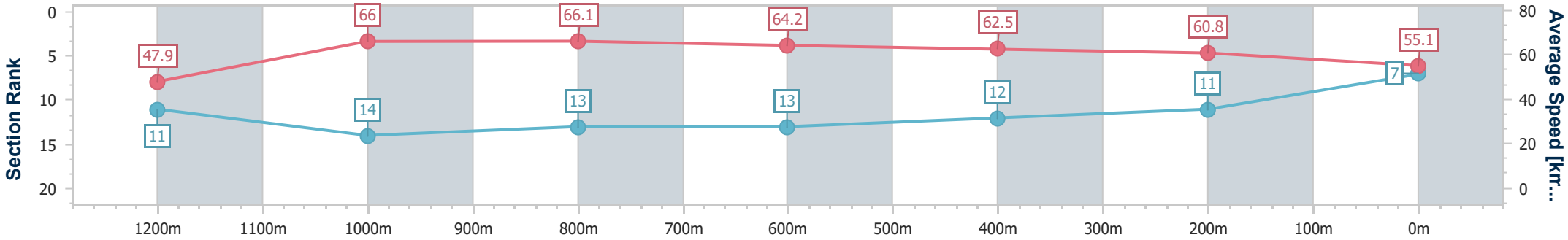

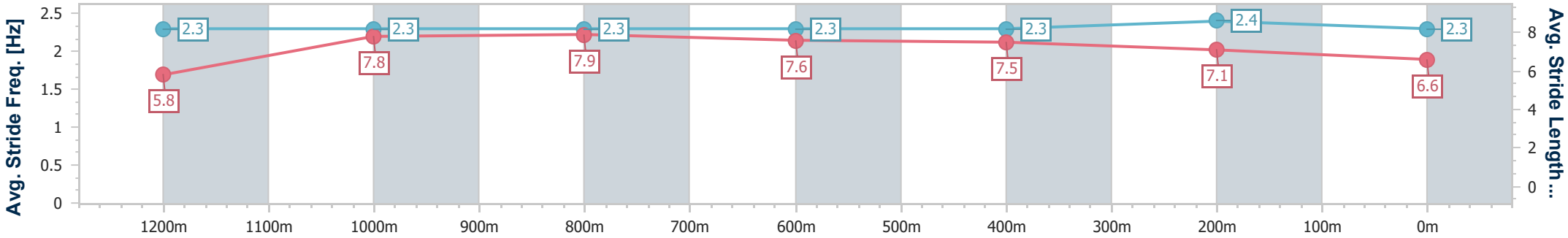

[ ]	Ranking at each section and finish
-:--.--	No data available at this section
NA	No data available

data processed by TRIPLESDATA

Horse/Jockey Name	Superalloy
Final Rank	8
Fastest Section Time (Section)	0:10.82 (1200m)
Top Speed [km/h] (Section)	67.8 (1200m)
Race State	Finished

DoombenProfessional

Race 6: MULLINS LAWYERS FRED BEST CLASSIC - GROUP 3 - 1350m

04 June 2025 - 14:18

Track Rating: Soft 5, Weather: Fine, Rail Position: +7m Entire

BRISBANE RACING CLUB

Section	Overall	1200m	1000m	800m	600m	400m	200m
Section Times	1:21.37 [8] (0:11.16)	1:10.21 [9] (0:10.82)	0:59.39 [11] (0:11.18)	0:48.21 [12] (0:11.21)	0:37.00 [9] (0:11.85)	0:25.15 [11] (0:12.07)	0:13.08 [12] (0:13.08)
Average Speed [km/h]	48.4	66.6	64.9	64.5	61.0	59.6	55.0
Top Speed [km/h]	64.9	67.8	66.1	65.7	62.0	61.2	57.6
Avg. Dist. to Rail [m]	5.7	2.1	2.6	1.1	0.4	1.9	5.9
Avg. Stride Freq. [Hz]	2.4	2.5	2.5	2.5	2.4	2.5	2.4
Avg. Stride Length [m]	5.5	7.3	7.1	7.0	7.0	6.8	6.5

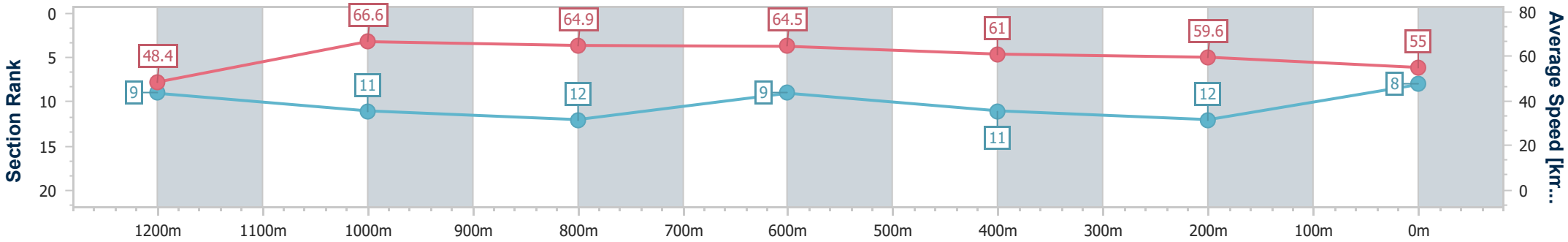

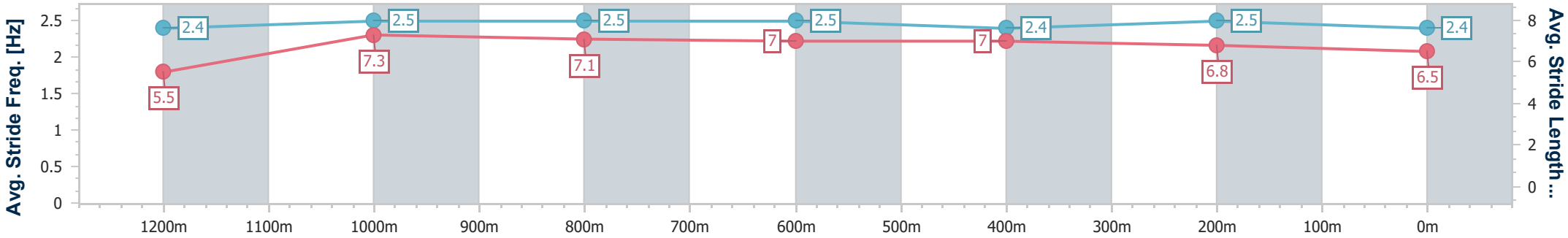

[ ]	Ranking at each section and finish
-:--.--	No data available at this section
NA	No data available

data processed by TRIPLESDATA

Horse/Jockey Name	Boomtown Boss
Final Rank	9
Fastest Section Time (Section)	0:10.85 (1200m)
Top Speed [km/h] (Section)	67.1 (1000m)
Race State	Finished

DoombenProfessional

Race 6: MULLINS LAWYERS FRED BEST CLASSIC - GROUP 3 - 1350m

04 June 2025 - 14:18

Track Rating: Soft 5, Weather: Fine, Rail Position: +7m Entire

BRISBANE RACING CLUB

Section	Overall	1200m	1000m	800m	600m	400m	200m
Section Times	1:21.37 [9] (0:10.98)	1:10.39 [4] (0:10.85)	0:59.54 [8] (0:10.97)	0:48.57 [7] (0:11.24)	0:37.33 [6] (0:11.98)	0:25.35 [7] (0:12.13)	0:13.22 [9] (0:13.22)
Average Speed [km/h]	49.3	66.3	65.8	64.2	61.5	59.9	54.4
Top Speed [km/h]	65.9	67.0	67.1	66.4	63.3	61.7	56.8
Avg. Dist. to Rail [m]	6.7	2.3	0.9	0.9	3.8	4.8	7.6
Avg. Stride Freq. [Hz]	2.2	2.3	2.3	2.2	2.2	2.2	2.2
Avg. Stride Length [m]	6.1	8.0	8.0	7.9	7.6	7.5	7.0

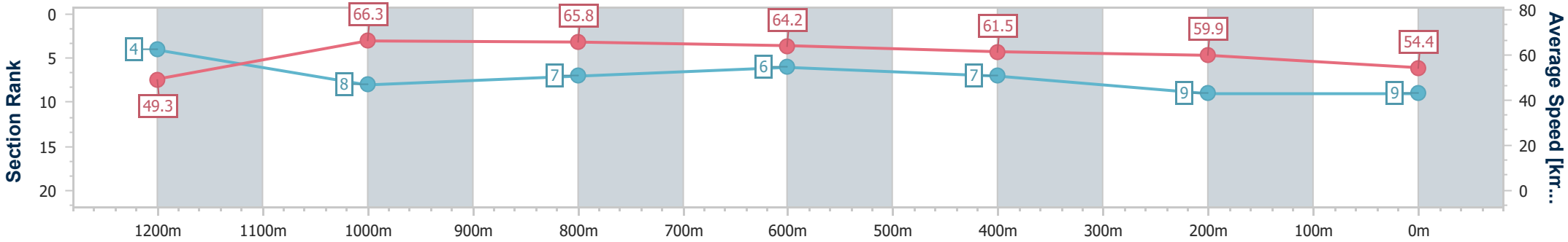

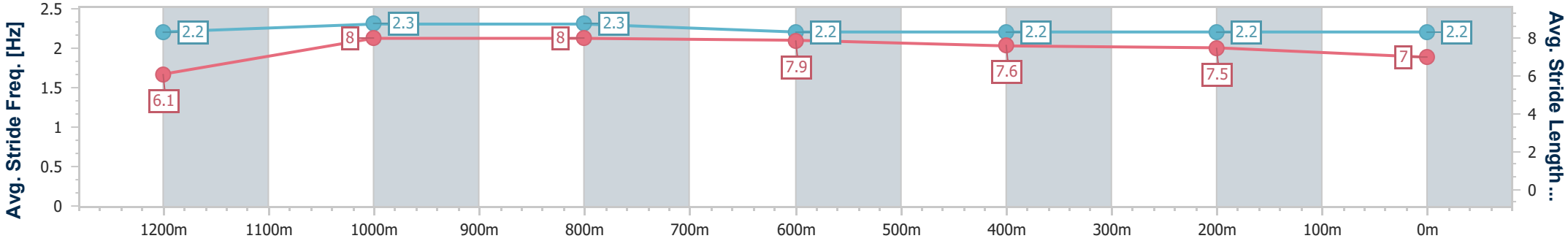

[ ]	Ranking at each section and finish
-:--.--	No data available at this section
NA	No data available

data processed by TRIPLESDATA

Horse/Jockey Name	Tuned
Final Rank	10
Fastest Section Time (Section)	0:10.57 (1200m)
Top Speed [km/h] (Section)	68.3 (1200m)
Race State	Finished

DoombenProfessional

Race 6: MULLINS LAWYERS FRED BEST CLASSIC - GROUP 3 - 1350m

04 June 2025 - 14:18

Track Rating: Soft 5, Weather: Fine, Rail Position: +7m Entire

BRISBANE RACING CLUB

Section	Overall	1200m	1000m	800m	600m	400m	200m
Section Times	1:21.39 [10] (0:10.84)	1:10.55 [1] (0:10.57)	0:59.98 [2] (0:10.93)	0:49.05 [3] (0:11.54)	0:37.51 [4] (0:11.90)	0:25.61 [4] (0:12.08)	0:13.53 [3] (0:13.53)
Average Speed [km/h]	50.0	67.9	65.9	62.8	60.9	59.5	53.2
Top Speed [km/h]	67.9	68.3	67.9	64.5	62.5	60.7	58.3
Avg. Dist. to Rail [m]	4.2	0.9	1.1	1.1	1.3	0.2	0.2
Avg. Stride Freq. [Hz]	2.4	2.4	2.4	2.4	2.3	2.3	2.2
Avg. Stride Length [m]	5.8	7.8	7.7	7.4	7.2	7.2	6.6

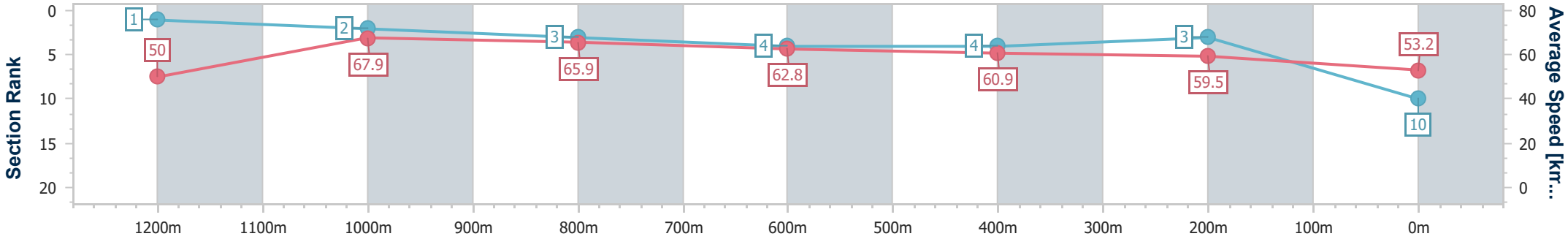

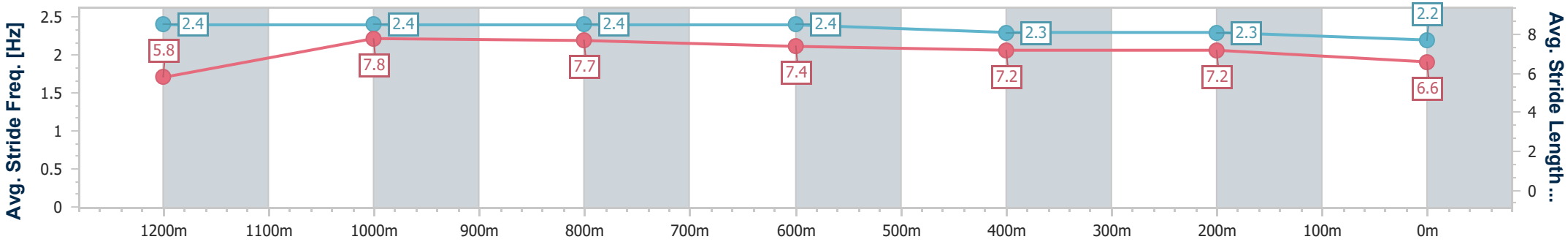

[ ]	Ranking at each section and finish
-:--.--	No data available at this section
NA	No data available

data processed by TRIPLESDATA

Horse/Jockey Name	Ruins Of Rome
Final Rank	11
Fastest Section Time (Section)	0:10.66 (1200m)
Top Speed [km/h] (Section)	69.0 (1200m)
Race State	Finished

DoombenProfessional

Race 6: MULLINS LAWYERS FRED BEST CLASSIC - GROUP 3 - 1350m

04 June 2025 - 14:18

Track Rating: Soft 5, Weather: Fine, Rail Position: +7m Entire

BRISBANE RACING CLUB

Section	Overall	1200m	1000m	800m	600m	400m	200m
Section Times	1:21.41 [11] (0:11.52)	1:09.89 [15] (0:10.66)	0:59.23 [13] (0:10.90)	0:48.33 [11] (0:11.31)	0:37.02 [11] (0:11.82)	0:25.20 [10] (0:11.94)	0:13.26 [10] (0:13.26)
Average Speed [km/h]	47.0	67.6	66.4	64.2	61.7	60.7	54.3
Top Speed [km/h]	67.4	69.0	67.5	65.9	63.4	61.6	59.6
Avg. Dist. to Rail [m]	11.1	3.7	2.7	1.7	2.1	4.3	7.4
Avg. Stride Freq. [Hz]	2.4	2.6	2.5	2.5	2.4	2.5	2.4
Avg. Stride Length [m]	5.3	7.3	7.4	7.2	7.1	6.8	6.3

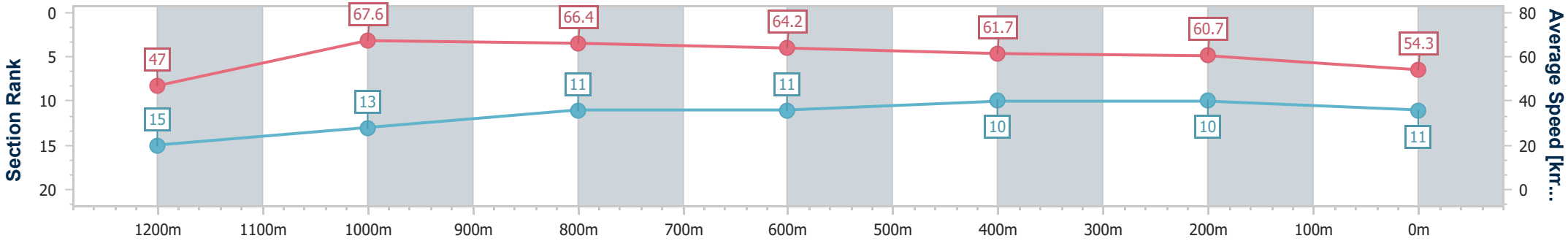

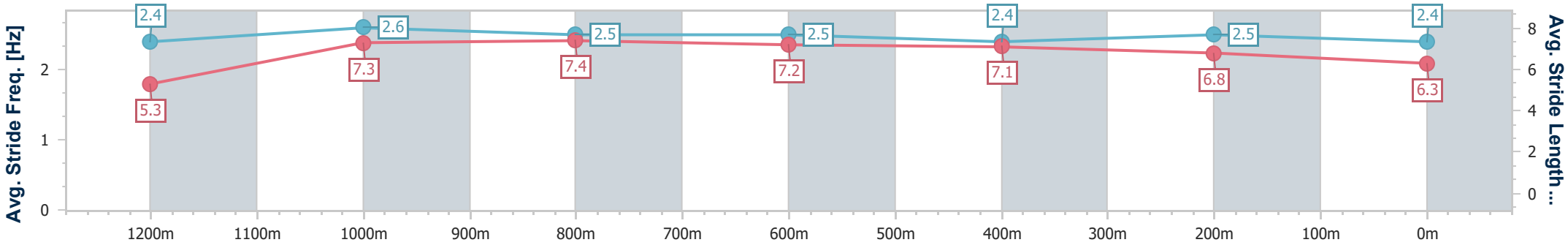

[ ]	Ranking at each section and finish
-:--.--	No data available at this section
NA	No data available

data processed by TRIPLESDATA

Horse/Jockey Name	Just Party
Final Rank	12
Fastest Section Time (Section)	0:10.74 (1200m)
Top Speed [km/h] (Section)	68.8 (1200m)
Race State	Finished

DoombenProfessional

Race 6: MULLINS LAWYERS FRED BEST CLASSIC - GROUP 3 - 1350m

04 June 2025 - 14:18

Track Rating: Soft 5, Weather: Fine, Rail Position: +7m Entire

BRISBANE RACING CLUB

Section	Overall	1200m	1000m	800m	600m	400m	200m
Section Times	1:21.48 [12] (0:11.51)	1:09.97 [14] (0:10.74)	0:59.23 [15] (0:11.04)	0:48.19 [15] (0:11.47)	0:36.72 [14] (0:11.62)	0:25.10 [14] (0:12.01)	0:13.09 [13] (0:13.09)
Average Speed [km/h]	46.9	67.0	65.7	63.5	62.2	59.8	55.0
Top Speed [km/h]	66.4	68.8	67.4	64.1	63.8	61.4	57.5
Avg. Dist. to Rail [m]	9.4	2.1	2.9	1.8	0.7	0.9	1.1
Avg. Stride Freq. [Hz]	2.2	2.4	2.4	2.4	2.3	2.3	2.3
Avg. Stride Length [m]	5.8	7.4	7.6	7.5	7.4	7.1	6.8

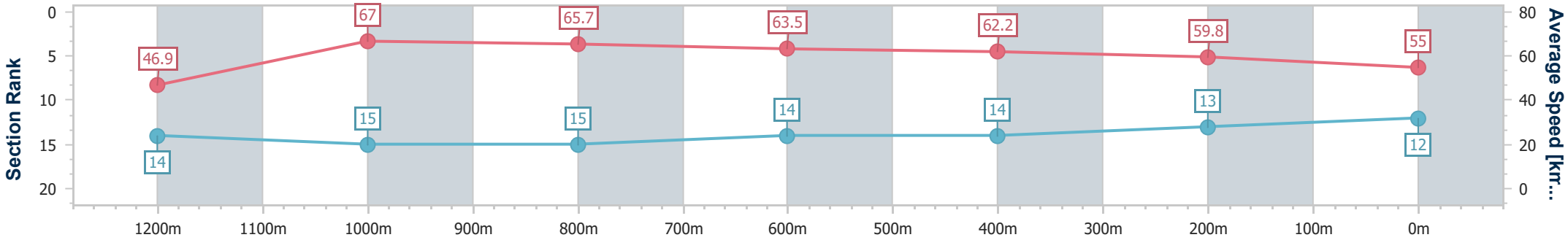

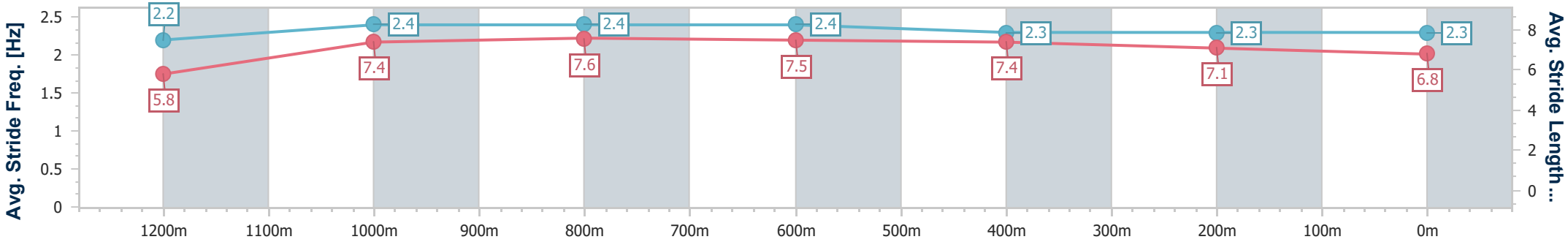

[ ]	Ranking at each section and finish
-:--.--	No data available at this section
NA	No data available

data processed by TRIPLESDATA

Horse/Jockey Name	Stay Focused
Final Rank	13
Fastest Section Time (Section)	0:10.36 (1200m)
Top Speed [km/h] (Section)	70.5 (1200m)
Race State	Finished

DoombenProfessional

Race 6: MULLINS LAWYERS FRED BEST CLASSIC - GROUP 3 - 1350m

04 June 2025 - 14:18

Track Rating: Soft 5, Weather: Fine, Rail Position: +7m Entire

BRISBANE RACING CLUB

Section	Overall	1200m	1000m	800m	600m	400m	200m
Section Times	1:22.28 [13] (0:11.08)	1:11.20 [6] (0:10.36)	1:00.84 [3] (0:10.82)	0:50.02 [2] (0:11.27)	0:38.75 [2] (0:11.83)	0:26.92 [2] (0:12.57)	0:14.35 [4] (0:14.35)
Average Speed [km/h]	48.6	69.6	67.2	64.4	61.0	57.5	50.1
Top Speed [km/h]	68.0	70.5	70.1	66.6	63.0	59.5	54.6
Avg. Dist. to Rail [m]	9.8	6.3	3.1	1.8	0.7	1.9	4.7
Avg. Stride Freq. [Hz]	2.3	2.5	2.4	2.4	2.3	2.3	2.1
Avg. Stride Length [m]	5.8	7.8	7.7	7.6	7.3	7.1	6.5

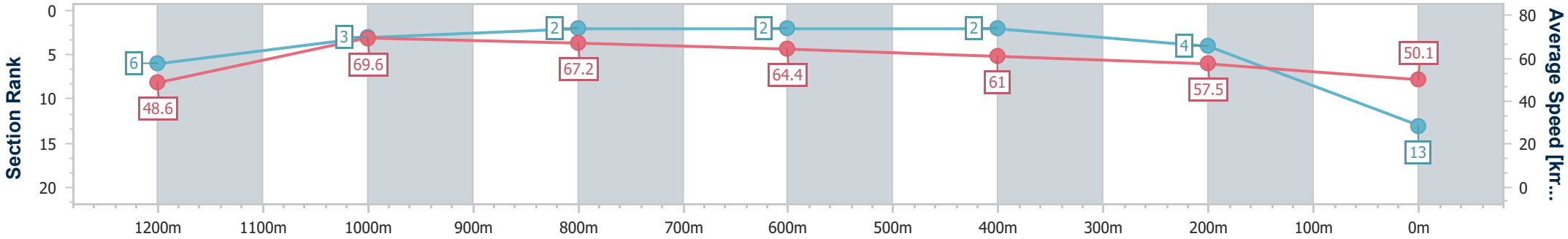

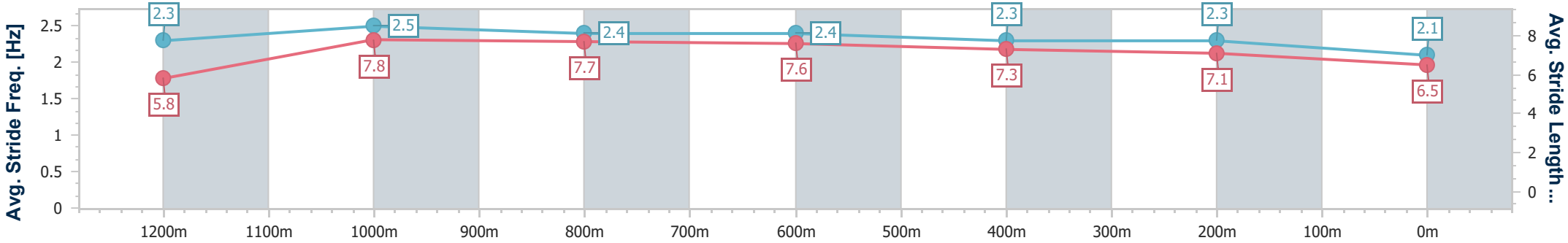

[ ]	Ranking at each section and finish
-:--.--	No data available at this section
NA	No data available

data processed by TRIPLESDATA

Horse/Jockey Name	Piperita
Final Rank	14
Fastest Section Time (Section)	0:10.76 (1200m)
Top Speed [km/h] (Section)	67.9 (1200m)
Race State	Finished

DoombenProfessional

Race 6: MULLINS LAWYERS FRED BEST CLASSIC - GROUP 3 - 1350m

04 June 2025 - 14:18

Track Rating: Soft 5, Weather: Fine, Rail Position: +7m Entire

BRISBANE RACING CLUB

Section	Overall	1200m	1000m	800m	600m	400m	200m
Section Times	1:22.51 [14] (0:11.42)	1:11.09 [13] (0:10.76)	1:00.33 [12] (0:11.06)	0:49.27 [14] (0:11.55)	0:37.72 [15] (0:11.99)	0:25.73 [15] (0:12.17)	0:13.56 [15] (0:13.56)
Average Speed [km/h]	47.4	66.8	65.1	62.2	60.3	59.2	53.0
Top Speed [km/h]	65.6	67.9	66.5	63.6	60.8	59.9	57.0
Avg. Dist. to Rail [m]	5.5	0.6	0.4	0.4	0.8	0.5	2.0
Avg. Stride Freq. [Hz]	2.2	2.4	2.3	2.3	2.3	2.3	2.1
Avg. Stride Length [m]	5.8	7.7	7.9	7.4	7.3	7.2	6.9

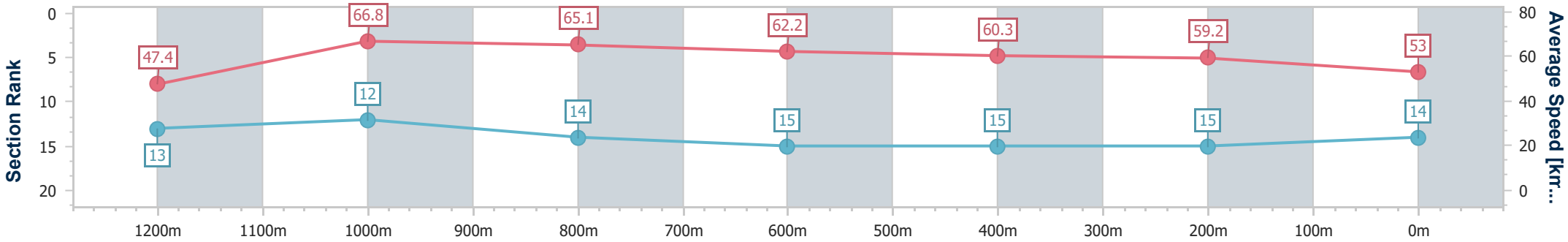

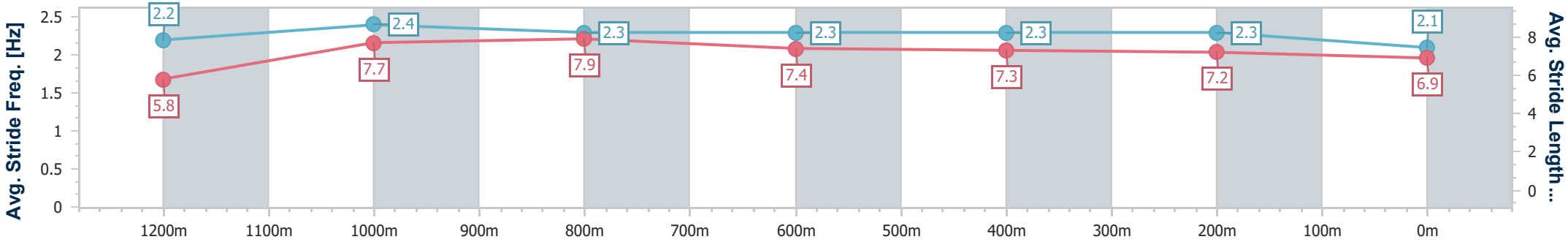

[ ]	Ranking at each section and finish
-:--.--	No data available at this section
NA	No data available

data processed by TRIPLESDATA

Horse/Jockey Name	Candlewick
Final Rank	15
Fastest Section Time (Section)	0:10.53 (1200m)
Top Speed [km/h] (Section)	69.9 (1000m)
Race State	Finished

DoombenProfessional

Race 6: MULLINS LAWYERS FRED BEST CLASSIC - GROUP 3 - 1350m

04 June 2025 - 14:18

Track Rating: Soft 5, Weather: Fine, Rail Position: +7m Entire

BRISBANE RACING CLUB

Section	Overall	1200m	1000m	800m	600m	400m	200m
Section Times	1:23.86 [15] (0:11.11)	1:12.75 [8] (0:10.53)	1:02.22 [5] (0:10.77)	0:51.45 [5] (0:11.39)	0:40.06 [3] (0:12.02)	0:28.04 [5] (0:12.94)	0:15.10 [14] (0:15.10)
Average Speed [km/h]	48.7	68.2	67.3	63.6	59.5	55.1	47.8
Top Speed [km/h]	65.9	69.3	69.9	64.6	62.1	58.1	51.7
Avg. Dist. to Rail [m]	8.5	4.3	2.8	0.7	1.1	2.1	2.0
Avg. Stride Freq. [Hz]	2.3	2.5	2.4	2.4	2.3	2.0	1.9
Avg. Stride Length [m]	5.7	7.1	7.4	7.2	7.0	7.7	7.1

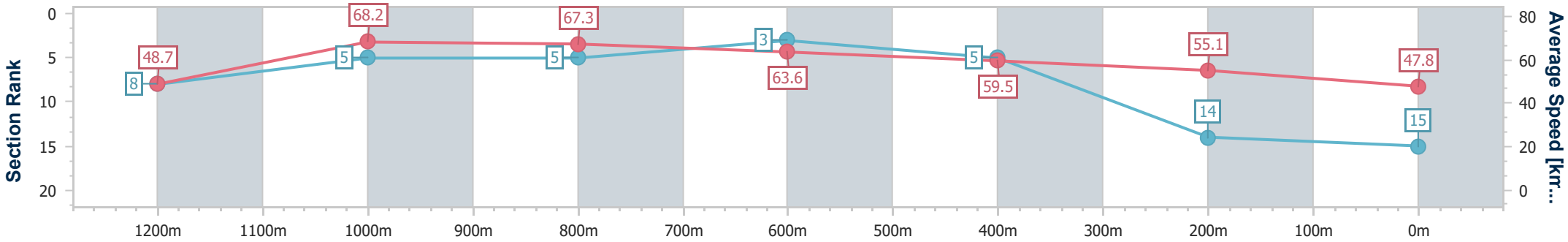

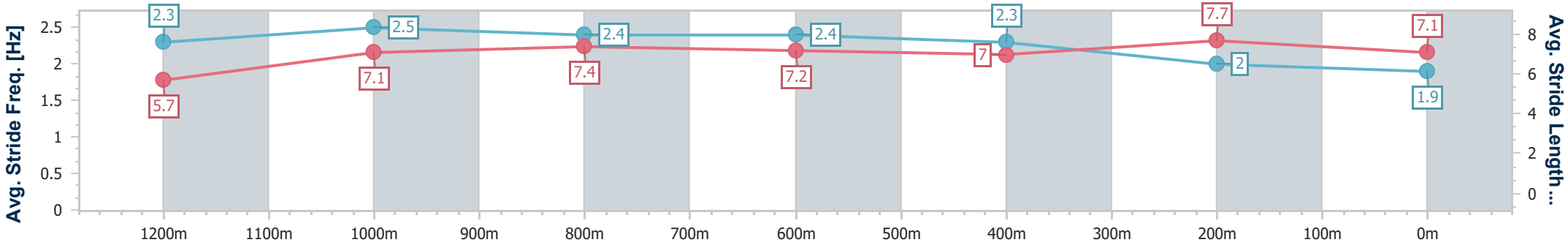

[ ]	Ranking at each section and finish
-:--.--	No data available at this section
NA	No data available

data processed by TRIPLESDATA

DoombenProfessional

Race 7: XXXX GOLD Class 1 Plate & Maiden Plate - 2040m

04 June 2025 - 14:55

BRISBANE RACING CLUB

Track Rating: Soft 5, Weather: Fine, Rail Position: +7m Entire

Section	Overall	1800m	1600m	1400m	1200m	1000m	800m	Last 600m
Field Times	2:10.44 (0:16.63)	1:53.81 (0:11.88)	1:41.93 (0:12.77)	1:29.16 (0:12.99)	1:16.17 (0:12.97)	1:03.20 (0:12.97)	0:50.23 (0:12.74)	0:37.49

Rank	TAB	Horse/Jockey	Barrier	Top Speed [km/h]	Fastest Section	Overall	1800m	1600m	1400m	1200m	1000m	800m	Last 600m	Distance Travelled [m]
1	9	MAZIS	4	62.5	0:11.86	2:10.44 [1]	1:53.30 [7]	1:41.16 [7]	1:28.17 [8]	1:15.18 [8]	1:02.17 [8]	0:49.23 [8]	0:36.58	
		Ryan Maloney		400m	400m	(0:17.14)	(0:12.14)	(0:12.99)	(0:12.99)	(0:13.01)	(0:12.94)	(0:12.65)		
2	4	VERMILION KIRIN	10	63.2	0:11.75	2:10.60 [2]	1:53.78 [3]	1:42.03 [2]	1:29.30 [2]	1:16.06 [3]	1:03.10 [2]	0:50.09 [2]	0:37.42	+3
		Georgina Cartwright		Overall	1800m	(0:16.82)	(0:11.75)	(0:12.73)	(0:13.24)	(0:12.96)	(0:13.01)	(0:12.67)		
3	2	FIRE AND LIGHT	6	63.2	0:12.10	2:10.65 [3]	1:53.60 [6]	1:41.50 [6]	1:28.89 [5]	1:15.81 [5]	1:02.86 [5]	0:49.83 [5]	0:36.96	+6
		Cejay Graham		Overall	1800m	(0:17.05)	(0:12.10)	(0:12.61)	(0:13.08)	(0:12.95)	(0:13.03)	(0:12.87)		
4	11	CONVO	9	61.3	0:11.97	2:11.09 [4]	1:53.68 [9]	1:41.38 [9]	1:28.52 [10]	1:15.43 [9]	1:02.52 [9]	0:49.56 [10]	0:36.91	+4
		Kyle Wilson-Taylor		400m	400m	(0:17.41)	(0:12.30)	(0:12.86)	(0:13.09)	(0:12.91)	(0:12.96)	(0:12.65)		
5	6	EXPLOSIVE POWER	5	61.7	0:11.97	2:11.21 [5]	1:54.32 [4]	1:42.35 [3]	1:29.49 [4]	1:16.49 [4]	1:03.50 [4]	0:50.59 [4]	0:37.90	+1
		Luke Dempsey		Overall	1800m	(0:16.89)	(0:11.97)	(0:12.86)	(0:13.00)	(0:12.99)	(0:12.91)	(0:12.69)		
6	12	MAURITA	7	62.0	0:12.24	2:11.31 [6]	1:54.03 [8]	1:41.75 [8]	1:29.15 [7]	1:16.16 [7]	1:03.14 [7]	0:50.19 [7]	0:37.46	+1
		Bailey Wheeler		Overall	400m	(0:17.28)	(0:12.28)	(0:12.60)	(0:12.99)	(0:13.02)	(0:12.95)	(0:12.73)		
7	13	GOOD PHILLY	3	61.5	0:12.11	2:11.46 [7]	1:54.51 [5]	1:42.40 [5]	1:29.42 [6]	1:16.41 [6]	1:03.39 [6]	0:50.46 [6]	0:37.83	-1
		Luke Tarrant		1800m	1800m	(0:16.95)	(0:12.11)	(0:12.98)	(0:13.01)	(0:13.02)	(0:12.93)	(0:12.63)		
8	5	CAPTAIN GOOD VIBES	1	62.3	0:12.13	2:12.04 [8]	1:55.31 [2]	1:43.18 [4]	1:30.51 [3]	1:17.50 [2]	1:04.44 [3]	0:51.44 [3]	0:38.62	+3
		Cobi Vitler		Overall	1800m	(0:16.73)	(0:12.13)	(0:12.67)	(0:13.01)	(0:13.06)	(0:13.00)	(0:12.82)		
9	1	ARTZINO	8	60.9	0:12.17	2:12.21 [9]	1:54.48 [10]	1:42.31 [10]	1:29.66 [9]	1:16.39 [10]	1:03.60 [10]	0:50.76 [9]	0:38.12	+5
		Damien Thornton		Overall	1800m	(0:17.73)	(0:12.17)	(0:12.65)	(0:13.27)	(0:12.79)	(0:12.84)	(0:12.64)		
10	8	LOVE 'N' GAMES	2	62.5	0:11.88	2:12.32 [10]	1:55.69 [1]	1:43.81 [1]	1:31.04 [1]	1:18.05 [1]	1:05.08 [1]	0:52.11 [1]	0:39.37	+2
		Tiffani Brooker		Overall	1800m	(0:16.63)	(0:11.88)	(0:12.77)	(0:12.99)	(0:12.97)	(0:12.97)	(0:12.74)		

Scratched: Henley Room (#7), Metcalfe (#10), Guarded Optimist (#3)

[ ]	Ranking at each section and finish	**SCN**	Saddle cloth number
-:--.--	No data available at this section	**DNF**	Did not finish
NA	No data available	**DNT**	Did not track

data processed by TRIPLESDATA

DoombenProfessional

Race 7: XXXX GOLD Class 1 Plate & Maiden Plate - 2040m

04 June 2025 - 14:55

BRISBANE RACING CLUB

Track Rating: Soft 5, Weather: Fine, Rail Position: +7m Entire

Section	600m	400m	200m	Last 600m
Field Times	0:37.49 (0:12.41)	0:25.08 (0:12.36)	0:12.72 (0:12.72)	0:37.49

Rank	TAB	Horse/Jockey	Barrier	Top Speed [km/h]	Fastest Section				Margin		Distance Travelled [m]
1	9	**MAZIS**	4	62.5	0:11.86	0:36.58 [8]	0:24.49 [6]	0:12.63 [2]	2:10.44	0:36.58	
		Ryan Maloney		400m	400m	(0:12.09)	(0:11.86)	(0:12.63)			
2	4	**VERMILION KIRIN**	10	63.2	0:11.75	0:37.42 [2]	0:25.12 [2]	0:12.88 [1]	0.96L	0:37.42	+3
		Georgina Cartwright		Overall	1800m	(0:12.30)	(0:12.24)	(0:12.88)			
3	2	**FIRE AND LIGHT**	6	63.2	0:12.10	0:36.96 [6]	0:24.64 [7]	0:12.49 [3]	1.24L	0:36.96	+6
		Cejay Graham		Overall	1800m	(0:12.32)	(0:12.15)	(0:12.49)			
4	11	**CONVO**	9	61.3	0:11.97	0:36.91 [10]	0:24.79 [9]	0:12.82 [5]	3.85L	0:36.91	+4
		Kyle Wilson-Taylor		400m	400m	(0:12.12)	(0:11.97)	(0:12.82)			
5	6	**EXPLOSIVE POWER**	5	61.7	0:11.97	0:37.90 [3]	0:25.42 [3]	0:12.90 [7]	4.55L	0:37.90	+1
		Luke Dempsey		Overall	1800m	(0:12.48)	(0:12.52)	(0:12.90)			
6	12	**MAURITA**	7	62.0	0:12.24	0:37.46 [7]	0:25.16 [8]	0:12.92 [8]	5.14L	0:37.46	+1
		Bailey Wheeler		Overall	400m	(0:12.30)	(0:12.24)	(0:12.92)			
7	13	**GOOD PHILLY**	3	61.5	0:12.11	0:37.83 [5]	0:25.58 [4]	0:13.23 [4]	6.05L	0:37.83	-1
		Luke Tarrant		1800m	1800m	(0:12.25)	(0:12.35)	(0:13.23)			
8	5	**CAPTAIN GOOD VIBES**	1	62.3	0:12.13	0:38.62 [4]	0:26.11 [5]	0:13.42 [9]	9.43L	0:38.62	+3
		Cobi Vitler		Overall	1800m	(0:12.51)	(0:12.69)	(0:13.42)			
9	1	**ARTZINO**	8	60.9	0:12.17	0:38.12 [9]	0:25.79 [10]	0:13.48 [10]	10.46L	0:38.12	+5
		Damien Thornton		Overall	1800m	(0:12.33)	(0:12.31)	(0:13.48)			
10	8	**LOVE 'N' GAMES**	2	62.5	0:11.88	0:39.37 [1]	0:26.96 [1]	0:14.02 [6]	11.08L	0:39.37	+2
		Tiffani Brooker		Overall	1800m	(0:12.41)	(0:12.94)	(0:14.02)			

Scratched: Henley Room (#7), Metcalfe (#10), Guarded Optimist (#3)

[ ]	Ranking at each section and finish	**SCN**	Saddle cloth number
-:--.--	No data available at this section	**DNF**	Did not finish
NA	No data available	**DNT**	Did not track

data processed by TRIPLESDATA

Horse/Jockey Name	Mazis
Final Rank	1
Fastest Section Time (Section)	0:11.86 (400m)
Top Speed [km/h] (Section)	62.5 (400m)
Race State	Finished

DoombenProfessional

Race 7: XXXX GOLD Class 1 Plate & Maiden Plate - 2040m

04 June 2025 - 14:55

Track Rating: Soft 5, Weather: Fine, Rail Position: +7m Entire

BRISBANE RACING CLUB

Section	Overall	1800m	1600m	1400m	1200m	1000m	800m	600m	400m	200m
Section Times	2:10.44 [1] (0:17.14)	1:53.30 [7] (0:12.14)	1:41.16 [7] (0:12.99)	1:28.17 [8] (0:12.99)	1:15.18 [8] (0:13.01)	1:02.17 [8] (0:12.94)	0:49.23 [8] (0:12.65)	0:36.58 [8] (0:12.09)	0:24.49 [6] (0:11.86)	0:12.63 [2] (0:12.63)
Average Speed [km/h]	50.4	58.5	55.4	55.6	55.3	55.9	57.4	59.7	61.0	57.0
Top Speed [km/h]	61.2	59.2	57.4	57.3	57.3	56.6	59.6	60.8	62.5	59.9
Avg. Dist. to Rail [m]	2.5	2.0	0.8	0.9	1.6	1.5	1.5	0.7	2.2	1.7
Avg. Stride Freq. [Hz]	2.2	2.2	2.1	2.1	2.1	2.1	2.1	2.2	2.3	2.2
Avg. Stride Length [m]	6.3	7.4	7.2	7.4	7.4	7.4	7.5	7.6	7.5	7.1

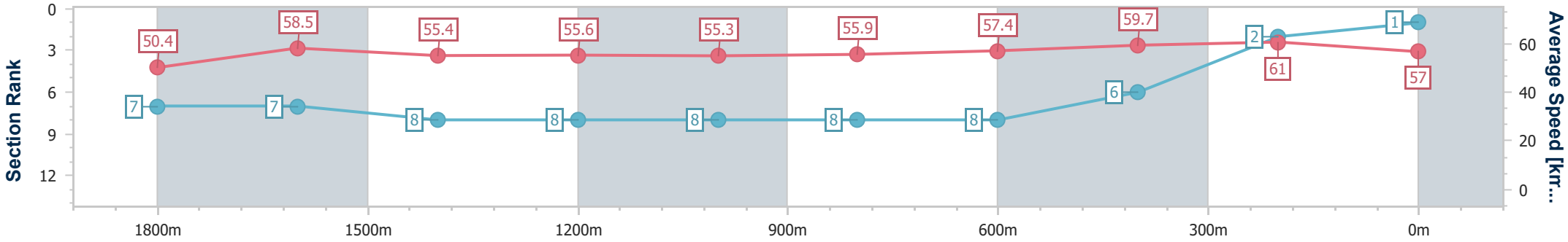

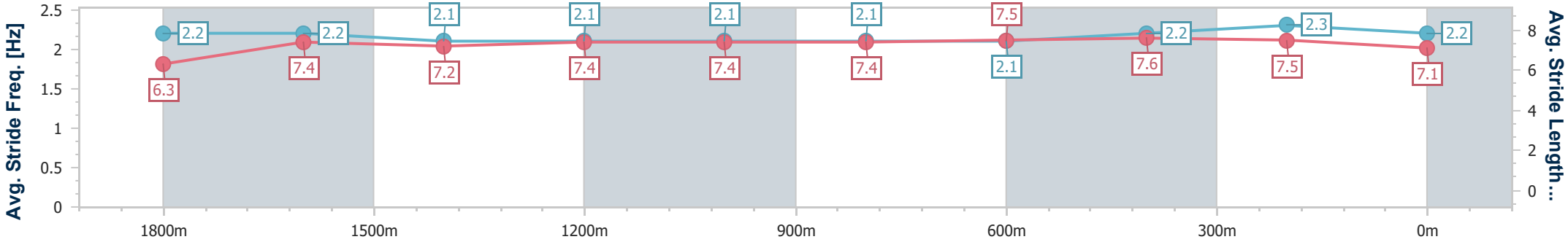

[ ]	Ranking at each section and finish
-:--.--	No data available at this section
NA	No data available

data processed by TRIPLESDATA

Horse/Jockey Name	Vermilion Kirin
Final Rank	2
Fastest Section Time (Section)	0:11.75 (1800m)
Top Speed [km/h] (Section)	63.2 (Overall)
Race State	Finished

DoombenProfessional

Race 7: XXXX GOLD Class 1 Plate & Maiden Plate - 2040m

04 June 2025 - 14:55

Track Rating: Soft 5, Weather: Fine, Rail Position: +7m Entire

BRISBANE RACING CLUB

Section	Overall	1800m	1600m	1400m	1200m	1000m	800m	600m	400m	200m
Section Times	2:10.60 [2] (0:16.82)	1:53.78 [3] (0:11.75)	1:42.03 [2] (0:12.73)	1:29.30 [2] (0:13.24)	1:16.06 [3] (0:12.96)	1:03.10 [2] (0:13.01)	0:50.09 [2] (0:12.67)	0:37.42 [2] (0:12.30)	0:25.12 [2] (0:12.24)	0:12.88 [1] (0:12.88)
Average Speed [km/h]	51.5	60.2	56.2	55.6	55.3	55.9	57.6	58.8	58.7	56.0
Top Speed [km/h]	63.2	62.9	58.0	57.1	56.3	56.7	59.6	60.2	59.5	57.8
Avg. Dist. to Rail [m]	6.7	2.3	1.2	3.1	2.9	2.9	2.6	0.7	1.1	2.6
Avg. Stride Freq. [Hz]	2.2	2.2	2.1	2.1	2.1	2.1	2.2	2.2	2.2	2.2
Avg. Stride Length [m]	6.4	7.5	7.3	7.4	7.5	7.4	7.4	7.3	7.4	6.9

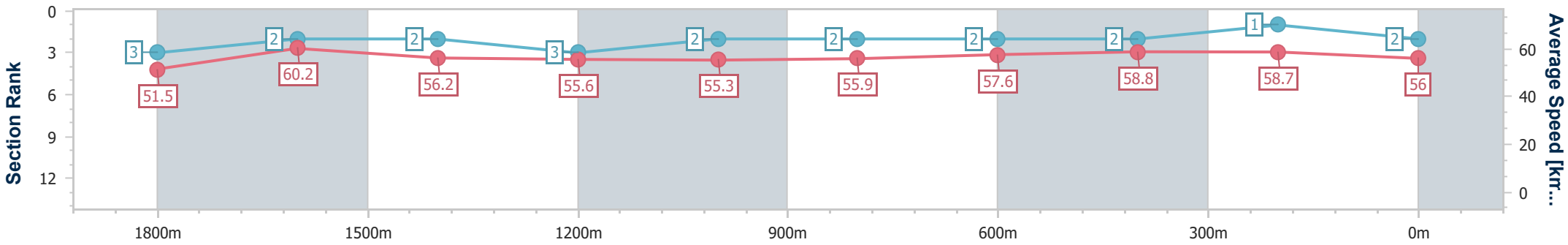

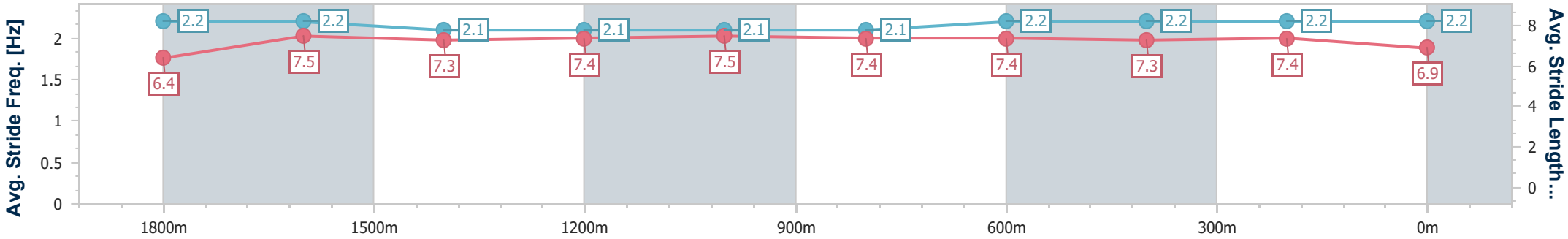

[ ]	Ranking at each section and finish
-:--.--	No data available at this section
NA	No data available

data processed by TRIPLESDATA

Horse/Jockey Name	Fire And Light
Final Rank	3
Fastest Section Time (Section)	0:12.10 (1800m)
Top Speed [km/h] (Section)	63.2 (Overall)
Race State	Finished

DoombenProfessional

Race 7: XXXX GOLD Class 1 Plate & Maiden Plate - 2040m

04 June 2025 - 14:55

Track Rating: Soft 5, Weather: Fine, Rail Position: +7m Entire

BRISBANE RACING CLUB

Section	Overall	1800m	1600m	1400m	1200m	1000m	800m	600m	400m	200m
Section Times	2:10.65 [3] (0:17.05)	1:53.60 [6] (0:12.10)	1:41.50 [6] (0:12.61)	1:28.89 [5] (0:13.08)	1:15.81 [5] (0:12.95)	1:02.86 [5] (0:13.03)	0:49.83 [5] (0:12.87)	0:36.96 [6] (0:12.32)	0:24.64 [7] (0:12.15)	0:12.49 [3] (0:12.49)
Average Speed [km/h]	50.8	57.6	56.4	55.3	55.5	55.7	56.8	58.4	59.1	57.6
Top Speed [km/h]	63.2	60.1	59.0	56.1	56.0	56.5	58.5	59.7	60.4	59.9
Avg. Dist. to Rail [m]	3.2	4.8	3.0	1.2	2.4	2.4	2.3	0.7	1.2	1.2
Avg. Stride Freq. [Hz]	2.2	2.3	2.2	2.2	2.2	2.2	2.2	2.3	2.3	2.4
Avg. Stride Length [m]	6.3	7.0	7.0	7.1	7.1	7.1	7.2	7.1	7.1	6.8

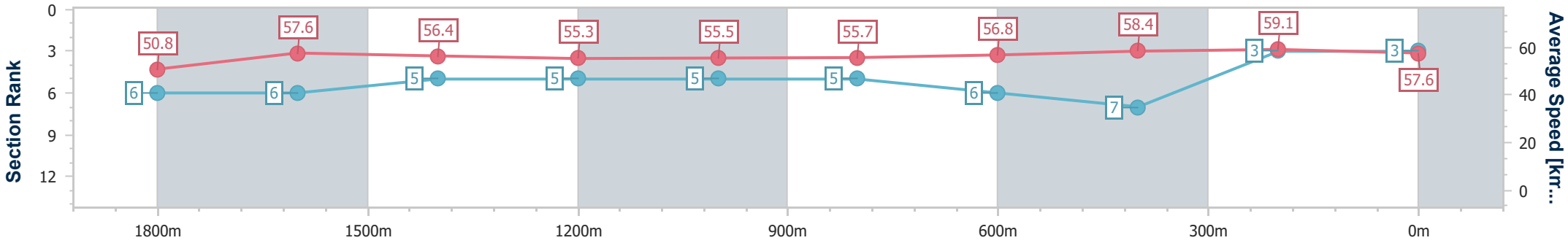

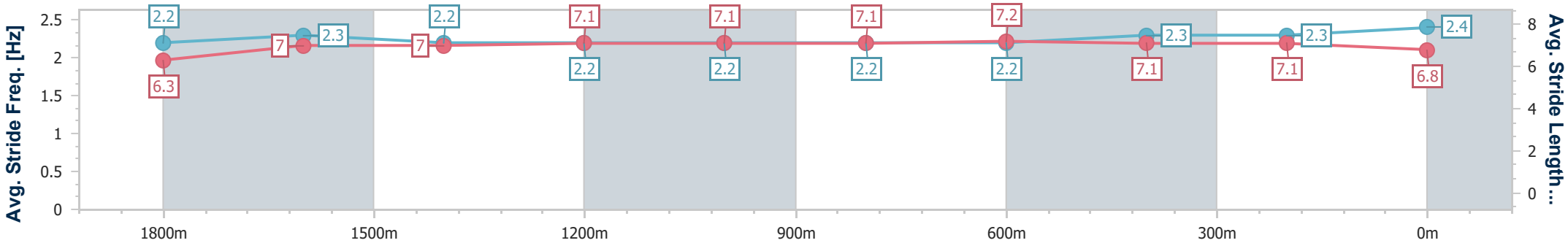

[ ]	Ranking at each section and finish
-:--.--	No data available at this section
NA	No data available

data processed by TRIPLESDATA

Horse/Jockey Name	Convo
Final Rank	4
Fastest Section Time (Section)	0:11.97 (400m)
Top Speed [km/h] (Section)	61.3 (400m)
Race State	Finished

DoombenProfessional

Race 7: XXXX GOLD Class 1 Plate & Maiden Plate - 2040m

04 June 2025 - 14:55

Track Rating: Soft 5, Weather: Fine, Rail Position: +7m Entire

BRISBANE RACING CLUB

Section	Overall	1800m	1600m	1400m	1200m	1000m	800m	600m	400m	200m
Section Times	2:11.09 [4] (0:17.41)	1:53.68 [9] (0:12.30)	1:41.38 [9] (0:12.86)	1:28.52 [10] (0:13.09)	1:15.43 [9] (0:12.91)	1:02.52 [9] (0:12.96)	0:49.56 [10] (0:12.65)	0:36.91 [10] (0:12.12)	0:24.79 [9] (0:11.97)	0:12.82 [5] (0:12.82)
Average Speed [km/h]	49.7	58.0	55.8	55.2	55.8	56.0	57.5	59.4	60.4	56.0
Top Speed [km/h]	60.0	58.9	58.8	56.5	56.7	56.5	59.1	60.6	61.3	58.3
Avg. Dist. to Rail [m]	3.9	1.4	0.8	0.8	0.9	1.4	2.4	0.8	2.6	4.4
Avg. Stride Freq. [Hz]	2.4	2.4	2.3	2.3	2.3	2.3	2.3	2.4	2.4	2.4
Avg. Stride Length [m]	5.8	6.7	6.8	6.7	6.8	6.8	6.9	7.0	7.1	6.6

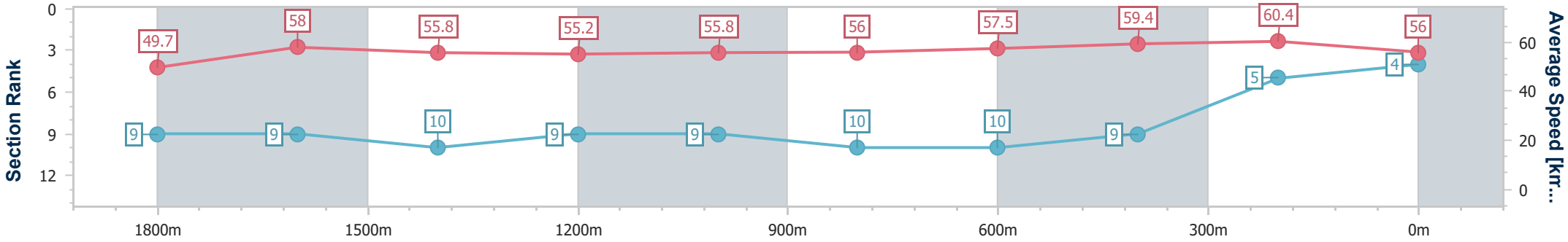

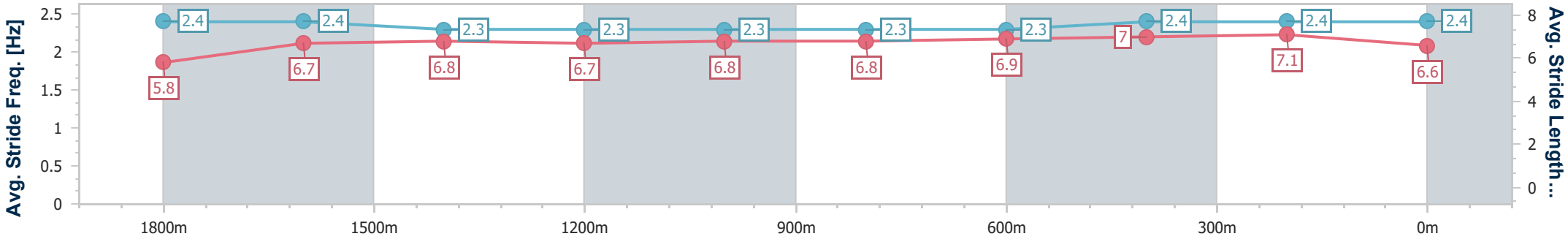

[ ]	Ranking at each section and finish
-:--.--	No data available at this section
NA	No data available

data processed by TRIPLESDATA

Horse/Jockey Name	Explosive Power
Final Rank	5
Fastest Section Time (Section)	0:11.97 (1800m)
Top Speed [km/h] (Section)	61.7 (Overall)
Race State	Finished

DoombenProfessional

Race 7: XXXX GOLD Class 1 Plate & Maiden Plate - 2040m

04 June 2025 - 14:55

Track Rating: Soft 5, Weather: Fine, Rail Position: +7m Entire

BRISBANE RACING CLUB

Section	Overall	1800m	1600m	1400m	1200m	1000m	800m	600m	400m	200m
Section Times	2:11.21 [5] (0:16.89)	1:54.32 [4] (0:11.97)	1:42.35 [3] (0:12.86)	1:29.49 [4] (0:13.00)	1:16.49 [4] (0:12.99)	1:03.50 [4] (0:12.91)	0:50.59 [4] (0:12.69)	0:37.90 [3] (0:12.48)	0:25.42 [3] (0:12.52)	0:12.90 [7] (0:12.90)
Average Speed [km/h]	51.4	59.7	56.1	55.5	55.5	55.8	57.2	57.8	57.7	55.7
Top Speed [km/h]	61.7	61.2	58.0	56.5	56.1	56.7	58.4	58.7	58.6	57.7
Avg. Dist. to Rail [m]	3.5	0.7	0.2	0.6	1.7	1.6	1.3	0.8	0.2	0.8
Avg. Stride Freq. [Hz]	2.3	2.3	2.2	2.2	2.2	2.2	2.2	2.3	2.3	2.3
Avg. Stride Length [m]	6.1	7.1	7.1	7.1	7.1	7.1	7.2	7.0	7.0	6.8

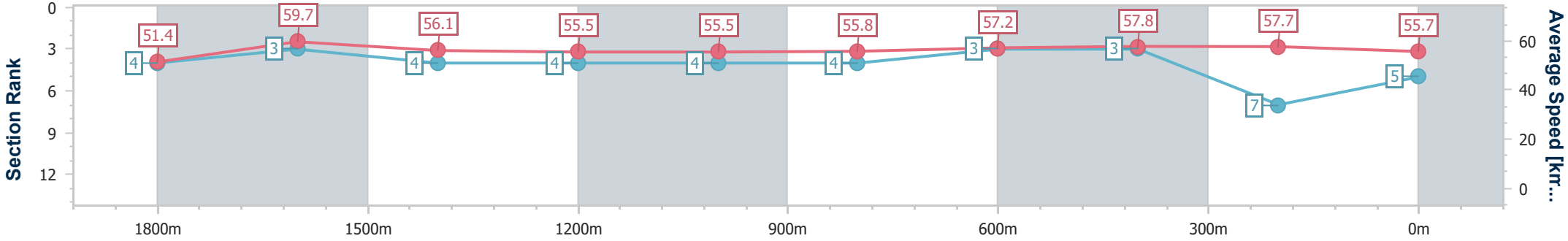

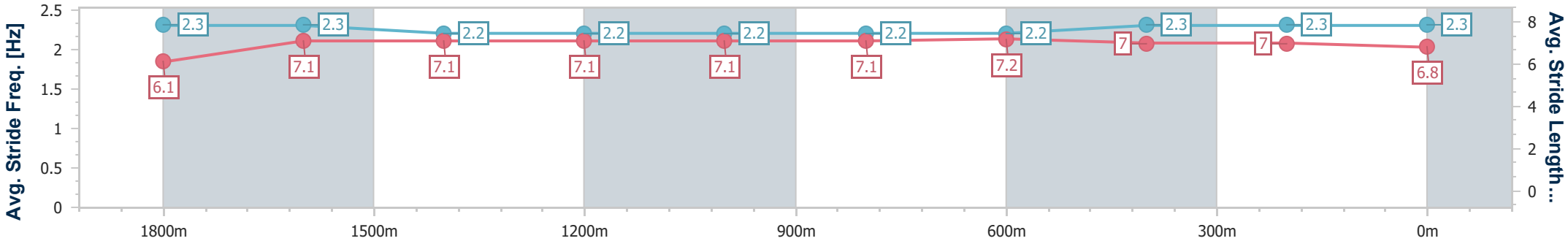

[ ]	Ranking at each section and finish
-:--.--	No data available at this section
NA	No data available

data processed by TRIPLESDATA

Horse/Jockey Name	Maurita
Final Rank	6
Fastest Section Time (Section)	0:12.24 (400m)
Top Speed [km/h] (Section)	62.0 (Overall)
Race State	Finished

DoombenProfessional

Race 7: XXXX GOLD Class 1 Plate & Maiden Plate - 2040m

04 June 2025 - 14:55

Track Rating: Soft 5, Weather: Fine, Rail Position: +7m Entire

BRISBANE RACING CLUB

Section	Overall	1800m	1600m	1400m	1200m	1000m	800m	600m	400m	200m
Section Times	2:11.31 [6] (0:17.28)	1:54.03 [8] (0:12.28)	1:41.75 [8] (0:12.60)	1:29.15 [7] (0:12.99)	1:16.16 [7] (0:13.02)	1:03.14 [7] (0:12.95)	0:50.19 [7] (0:12.73)	0:37.46 [7] (0:12.30)	0:25.16 [8] (0:12.24)	0:12.92 [8] (0:12.92)
Average Speed [km/h]	50.0	57.6	56.7	55.4	55.4	55.7	56.6	58.4	58.8	55.8
Top Speed [km/h]	62.0	59.7	58.5	56.5	56.6	56.3	58.5	58.9	59.7	57.8
Avg. Dist. to Rail [m]	3.8	2.8	1.7	0.5	0.4	0.5	0.5	0.2	0.6	0.9
Avg. Stride Freq. [Hz]	2.2	2.2	2.2	2.2	2.2	2.2	2.3	2.3	2.3	2.3
Avg. Stride Length [m]	6.2	7.1	7.1	7.1	7.0	7.0	6.9	6.9	6.9	6.7

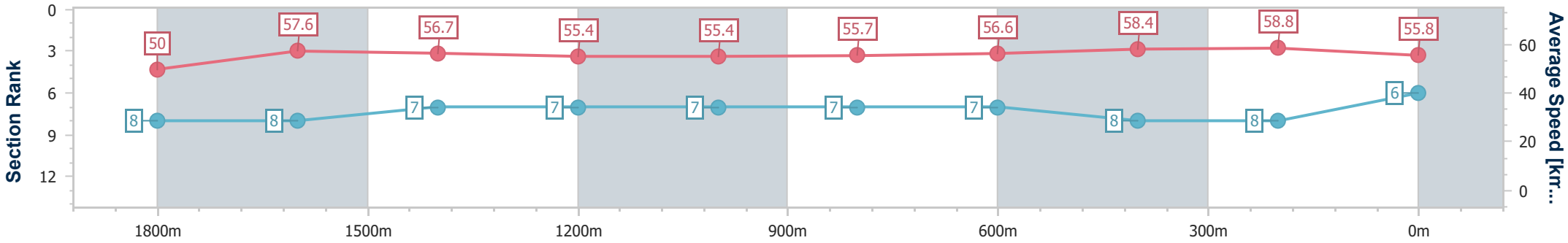

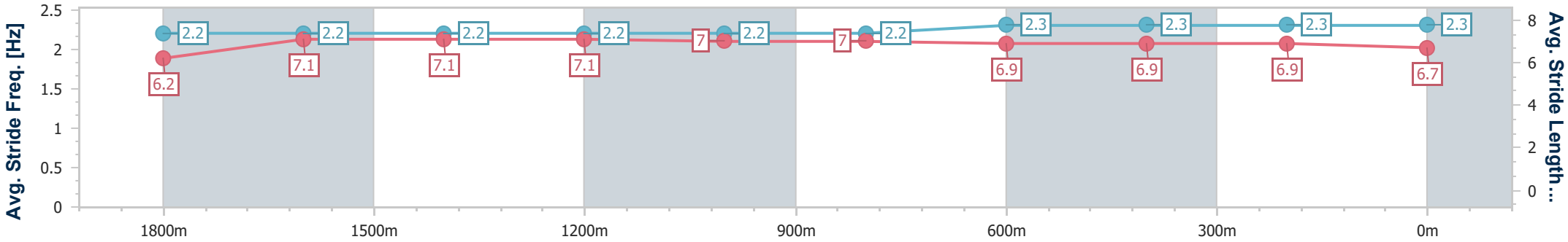

[ ]	Ranking at each section and finish
-:--.--	No data available at this section
NA	No data available

data processed by TRIPLESDATA

Horse/Jockey Name	Good Philly
Final Rank	7
Fastest Section Time (Section)	0:12.11 (1800m)
Top Speed [km/h] (Section)	61.5 (1800m)
Race State	Finished

TAB

DoombenProfessional

Race 7: XXXX GOLD Class 1 Plate & Maiden Plate - 2040m

04 June 2025 - 14:55

Track Rating: Soft 5, Weather: Fine, Rail Position: +7m Entire

BRISBANE RACING CLUB

Section	Overall	1800m	1600m	1400m	1200m	1000m	800m	600m	400m	200m
Section Times	2:11.46 [7] (0:16.95)	1:54.51 [5] (0:12.11)	1:42.40 [5] (0:12.98)	1:29.42 [6] (0:13.01)	1:16.41 [6] (0:13.02)	1:03.39 [6] (0:12.93)	0:50.46 [6] (0:12.63)	0:37.83 [5] (0:12.25)	0:25.58 [4] (0:12.35)	0:13.23 [4] (0:13.23)
Average Speed [km/h]	51.0	58.8	55.2	55.7	55.2	56.1	57.2	59.1	58.4	54.4
Top Speed [km/h]	60.8	61.5	56.4	56.7	56.2	56.5	59.2	59.9	59.2	57.8
Avg. Dist. to Rail [m]	2.1	1.7	0.6	0.5	0.7	1.0	1.2	1.0	1.5	2.4
Avg. Stride Freq. [Hz]	2.2	2.2	2.1	2.1	2.1	2.1	2.1	2.2	2.2	2.1
Avg. Stride Length [m]	6.3	7.4	7.3	7.5	7.4	7.4	7.3	7.4	7.3	7.1

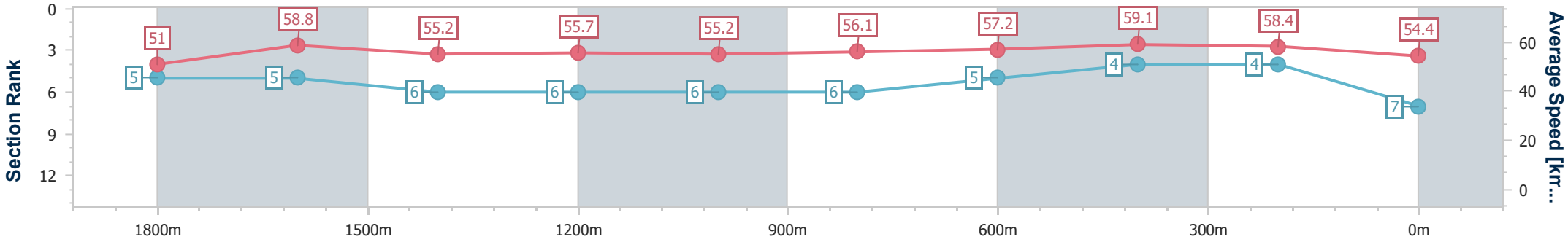

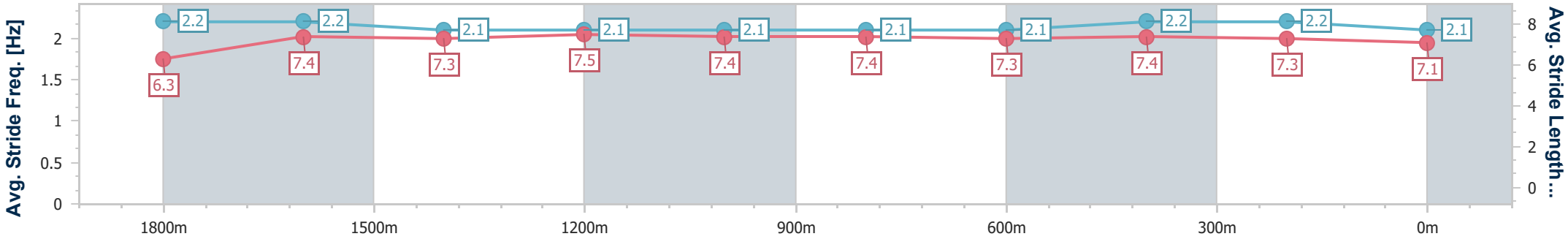

[ ]	Ranking at each section and finish
-:--.--	No data available at this section
NA	No data available

data processed by TRIPLESDATA

Horse/Jockey Name	Captain Good Vibes
Final Rank	8
Fastest Section Time (Section)	0:12.13 (1800m)
Top Speed [km/h] (Section)	62.3 (Overall)
Race State	Finished

DoombenProfessional

Race 7: XXXX GOLD Class 1 Plate & Maiden Plate - 2040m

04 June 2025 - 14:55

Track Rating: Soft 5, Weather: Fine, Rail Position: +7m Entire

BRISBANE RACING CLUB

Section	Overall	1800m	1600m	1400m	1200m	1000m	800m	600m	400m	200m
Section Times	2:12.04 [8] (0:16.73)	1:55.31 [2] (0:12.13)	1:43.18 [4] (0:12.67)	1:30.51 [3] (0:13.01)	1:17.50 [2] (0:13.06)	1:04.44 [3] (0:13.00)	0:51.44 [3] (0:12.82)	0:38.62 [4] (0:12.51)	0:26.11 [5] (0:12.69)	0:13.42 [9] (0:13.42)
Average Speed [km/h]	51.7	58.6	56.5	55.2	55.1	55.5	56.6	57.2	56.6	53.8
Top Speed [km/h]	62.3	60.6	58.7	55.8	55.4	56.8	58.1	58.8	57.7	55.5
Avg. Dist. to Rail [m]	1.5	2.3	1.7	0.5	0.8	1.0	1.2	0.7	0.7	0.5
Avg. Stride Freq. [Hz]	2.3	2.3	2.2	2.2	2.2	2.2	2.2	2.3	2.2	2.2
Avg. Stride Length [m]	6.2	7.1	7.1	7.0	7.0	7.1	7.1	7.0	7.0	6.8

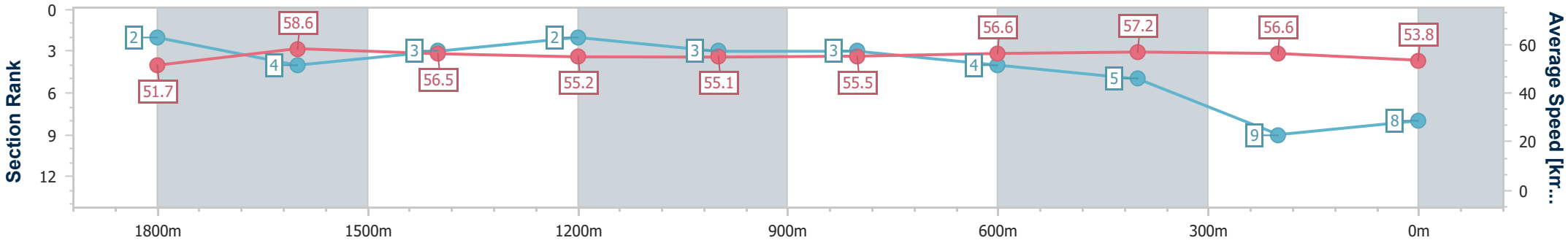

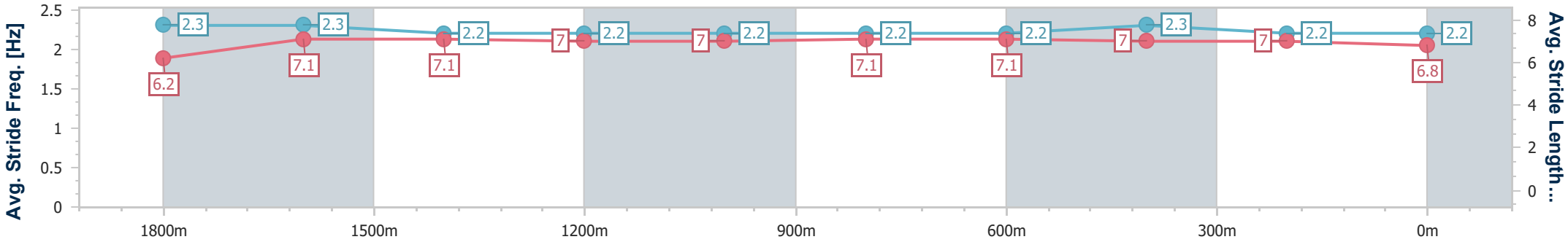

[ ]	Ranking at each section and finish
-:--.--	No data available at this section
NA	No data available

data processed by TRIPLESDATA

Horse/Jockey Name	Artzino
Final Rank	9
Fastest Section Time (Section)	0:12.17 (1800m)
Top Speed [km/h] (Section)	60.9 (Overall)
Race State	Finished

DoombenProfessional

Race 7: XXXX GOLD Class 1 Plate & Maiden Plate - 2040m

04 June 2025 - 14:55

Track Rating: Soft 5, Weather: Fine, Rail Position: +7m Entire

BRISBANE RACING CLUB

Section	Overall	1800m	1600m	1400m	1200m	1000m	800m	600m	400m	200m
Section Times	2:12.21 [9] (0:17.73)	1:54.48 [10] (0:12.17)	1:42.31 [10] (0:12.65)	1:29.66 [9] (0:13.27)	1:16.39 [10] (0:12.79)	1:03.60 [10] (0:12.84)	0:50.76 [9] (0:12.64)	0:38.12 [9] (0:12.33)	0:25.79 [10] (0:12.31)	0:13.48 [10] (0:13.48)
Average Speed [km/h]	48.9	58.2	56.6	55.2	56.3	56.1	57.2	58.2	58.4	53.5
Top Speed [km/h]	60.9	60.1	58.5	56.7	57.0	57.0	58.4	58.8	59.1	56.9
Avg. Dist. to Rail [m]	5.0	2.2	1.1	2.3	0.9	0.7	0.6	0.7	2.3	3.2
Avg. Stride Freq. [Hz]	2.1	2.1	2.1	2.1	2.1	2.1	2.1	2.2	2.2	2.2
Avg. Stride Length [m]	6.3	7.6	7.5	7.4	7.4	7.4	7.4	7.4	7.3	6.9

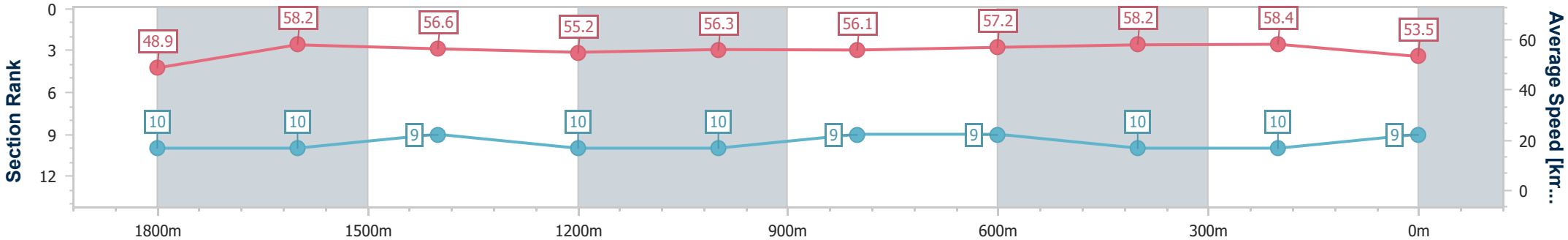

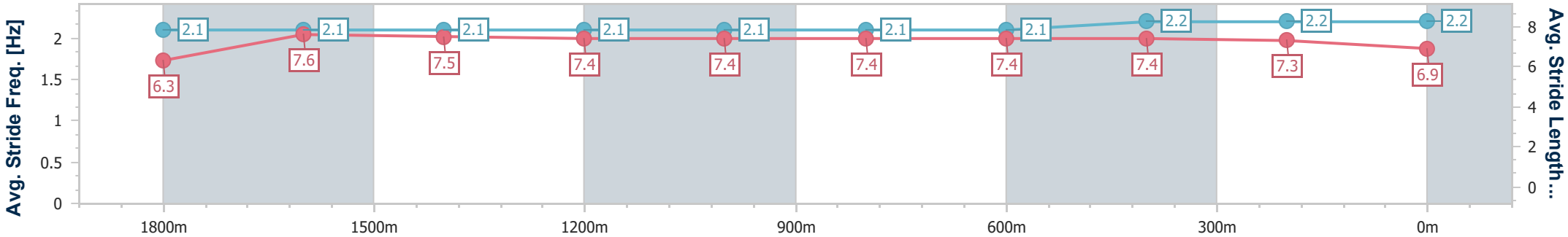

[ ]	Ranking at each section and finish
-:--.--	No data available at this section
NA	No data available

data processed by TRIPLESDATA

Horse/Jockey Name	Love 'N' Games
Final Rank	10
Fastest Section Time (Section)	0:11.88 (1800m)
Top Speed [km/h] (Section)	62.5 (Overall)
Race State	Finished

DoombenProfessional

Race 7: XXXX GOLD Class 1 Plate & Maiden Plate - 2040m

04 June 2025 - 14:55

Track Rating: Soft 5, Weather: Fine, Rail Position: +7m Entire

BRISBANE RACING CLUB

Section	Overall	1800m	1600m	1400m	1200m	1000m	800m	600m	400m	200m
Section Times	2:12.32 [10] (0:16.63)	1:55.69 [1] (0:11.88)	1:43.81 [1] (0:12.77)	1:31.04 [1] (0:12.99)	1:18.05 [1] (0:12.97)	1:05.08 [1] (0:12.97)	0:52.11 [1] (0:12.74)	0:39.37 [1] (0:12.41)	0:26.96 [1] (0:12.94)	0:14.02 [6] (0:14.02)
Average Speed [km/h]	51.9	59.7	56.1	55.3	55.6	55.5	56.8	57.7	55.6	51.3
Top Speed [km/h]	62.5	61.4	57.7	56.3	56.2	56.1	59.0	59.2	56.6	54.0
Avg. Dist. to Rail [m]	1.2	2.4	1.3	0.4	0.4	0.7	0.6	0.5	0.6	1.4
Avg. Stride Freq. [Hz]	2.3	2.2	2.1	2.1	2.1	2.1	2.1	2.2	2.2	2.1
Avg. Stride Length [m]	6.3	7.5	7.4	7.4	7.4	7.4	7.3	7.3	7.1	6.8

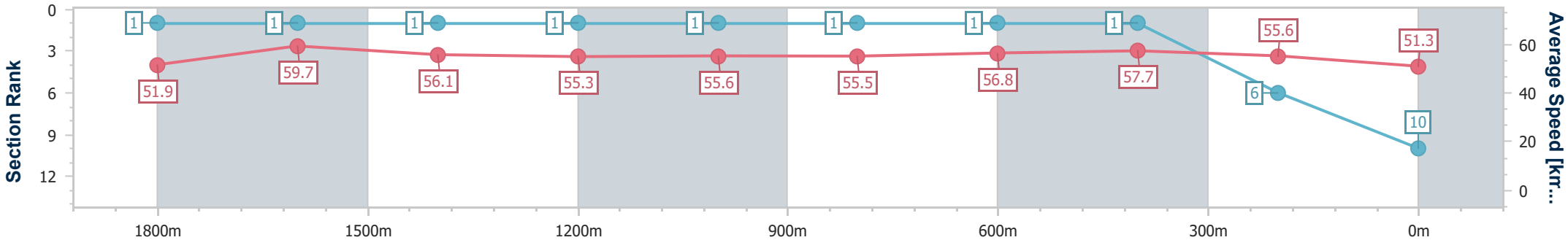

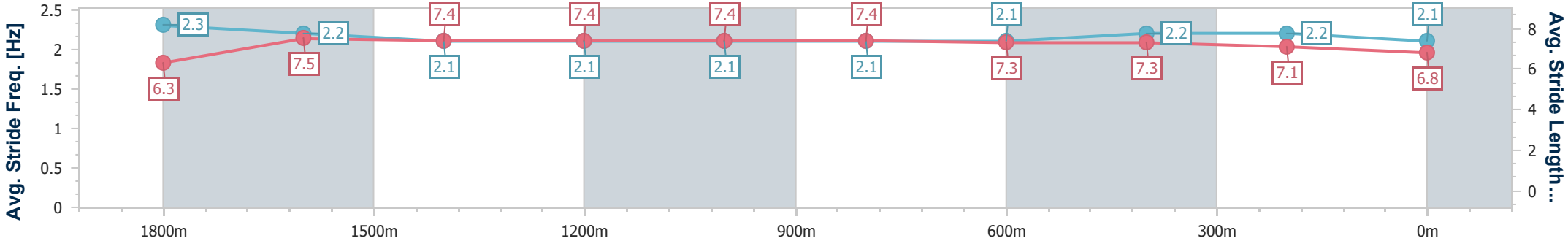

[ ]	Ranking at each section and finish
-:--.--	No data available at this section
NA	No data available

data processed by TRIPLESDATA

DoombenProfessional

Race 8: WORLD POOL FOR IFHA TOP 100 G1 RACES Class 3 Plate - 1350m

04 June 2025 - 15:28

BRISBANE RACING CLUB

Track Rating: Soft 5, Weather: Fine, Rail Position: +7m Entire

Section	Overall	1200m	1000m	800m	600m	400m	Last 600m
Field Times	1:21.21 (0:10.79)	1:10.42 (0:10.71)	0:59.71 (0:11.02)	0:48.69 (0:11.68)	0:37.01 (0:12.02)	0:24.99 (0:12.15)	0:37.01

Rank	TAB	Horse/Jockey	Barrier	Top Speed [km/h]	Fastest Section	Overall	1200m	1000m	800m	600m	400m	Last 600m	Distance Travelled [m]
1	2	**CASTILLIAN**	3	67.9	0:10.75	1:21.21 [1]	1:10.17 [4]	0:59.42 [4]	0:48.10 [5]	0:36.36 [4]	0:24.63 [4]	0:36.36	
		Ryan Maloney		1200m	1200m	(0:11.04)	(0:10.75)	(0:11.32)	(0:11.74)	(0:11.73)	(0:11.79)		
2	6	**APUNTAR**	6	68.9	0:10.65	1:21.68 [2]	1:10.75 [2]	1:00.10 [2]	0:48.91 [3]	0:37.26 [3]	0:25.20 [3]	0:37.26	+0
		Stacey Callow		1200m	1200m	(0:10.93)	(0:10.65)	(0:11.19)	(0:11.65)	(0:12.06)	(0:12.03)		
3	12	**UNDER THE PALAIS**	4	67.2	0:10.90	1:21.97 [3]	1:10.71 [6]	0:59.81 [7]	0:48.57 [7]	0:36.90 [7]	0:25.06 [6]	0:36.90	+4
		Cobi Vitler		1000m	1200m	(0:11.26)	(0:10.90)	(0:11.24)	(0:11.67)	(0:11.84)	(0:12.02)		
4	3	**FLYING AURELIUS**	8	68.7	0:10.63	1:22.02 [4]	1:11.01 [3]	1:00.38 [3]	0:49.50 [1]	0:37.81 [2]	0:25.80 [1]	0:37.81	-1
		Luke Dempsey		1200m	1200m	(0:11.01)	(0:10.63)	(0:10.88)	(0:11.69)	(0:12.01)	(0:12.17)		
5	5	**ALDOLFITO**	9	68.6	0:10.74	1:22.49 [5]	1:11.10 [7]	1:00.36 [6]	0:49.15 [6]	0:37.56 [6]	0:25.67 [5]	0:37.56	-2
		Craig Williams		1200m	1200m	(0:11.39)	(0:10.74)	(0:11.21)	(0:11.59)	(0:11.89)	(0:12.08)		
6	8	**LIETUVA**	5	67.9	0:10.71	1:22.71 [6]	1:11.92 [1]	1:01.21 [1]	0:50.17 [2]	0:38.51 [1]	0:26.33 [2]	0:38.51	-1
		Samantha Collett		1200m	1200m	(0:10.79)	(0:10.71)	(0:11.04)	(0:11.66)	(0:12.18)	(0:12.48)		
7	4	**ULTIMATE OUTCOME**	1	66.5	0:10.95	1:22.72 [7]	1:10.89 [9]	0:59.94 [9]	0:48.82 [9]	0:37.16 [9]	0:25.21 [9]	0:37.16	-1
		Kyle Wilson-Taylor		1200m	1200m	(0:11.83)	(0:10.95)	(0:11.12)	(0:11.66)	(0:11.95)	(0:12.06)		
8	9	**CARTWHEELS**	7	67.0	0:10.90	1:22.95 [8]	1:11.44 [8]	1:00.54 [8]	0:49.36 [8]	0:37.45 [8]	0:25.48 [8]	0:37.45	+0
		Nikita Beriman		1200m	1200m	(0:11.51)	(0:10.90)	(0:11.18)	(0:11.91)	(0:11.97)	(0:12.12)		
9	10	**COMMANDMENT**	2	68.3	0:10.66	1:23.89 [9]	1:12.71 [5]	1:02.05 [5]	0:50.86 [4]	0:38.97 [5]	0:26.72 [7]	0:38.97	+0
		Angela Jones		1200m	1200m	(0:11.18)	(0:10.66)	(0:11.19)	(0:11.89)	(0:12.25)	(0:12.61)		

Scratched: Mayne (#11), Archers Reign (#1), Mister Bianco (#7)

[ ]	Ranking at each section and finish	**SCN**	Saddle cloth number
-:--.--	No data available at this section	**DNF**	Did not finish
NA	No data available	**DNT**	Did not track

data processed by TRIPLESDATA

DoombenProfessional

Race 8: WORLD POOL FOR IFHA TOP 100 G1 RACES Class 3 Plate - 1350m

04 June 2025 - 15:28

BRISBANE RACING CLUB

Track Rating: Soft 5, Weather: Fine, Rail Position: +7m Entire

Section	200m	Last 600m
Field Times	0:12.84 (0:12.84)	0:37.01

Rank	TAB	Horse/Jockey	Barrier	Top Speed [km/h]	Fastest Section		Margin		Distance Travelled [m]
1	2	**CASTILLIAN**	3	67.9	0:10.75	0:12.84 [1]	1:21.21	0:36.36	
		Ryan Maloney		1200m	1200m	(0:12.84)			
2	6	**APUNTAR**	6	68.9	0:10.65	0:13.17 [3]	2.78L	0:37.26	+0
		Stacey Callow		1200m	1200m	(0:13.17)			
3	12	**UNDER THE PALAIS**	4	67.2	0:10.90	0:13.04 [6]	4.51L	0:36.90	+4
		Cobi Vitler		1000m	1200m	(0:13.04)			
4	3	**FLYING AURELIUS**	8	68.7	0:10.63	0:13.63 [2]	4.76L	0:37.81	-1
		Luke Dempsey		1200m	1200m	(0:13.63)			
5	5	**ALDOLFITO**	9	68.6	0:10.74	0:13.59 [5]	7.55L	0:37.56	-2
		Craig Williams		1200m	1200m	(0:13.59)			
6	8	**LIETUVA**	5	67.9	0:10.71	0:13.85 [4]	8.86L	0:38.51	-1
		Samantha Collett		1200m	1200m	(0:13.85)			
7	4	**ULTIMATE OUTCOME**	1	66.5	0:10.95	0:13.15 [7]	8.89L	0:37.16	-1
		Kyle Wilson-Taylor		1200m	1200m	(0:13.15)			
8	9	**CARTWHEELS**	7	67.0	0:10.90	0:13.36 [8]	10.26L	0:37.45	+0
		Nikita Beriman		1200m	1200m	(0:13.36)			
9	10	**COMMANDMENT**	2	68.3	0:10.66	0:14.11 [9]	15.79L	0:38.97	+0
		Angela Jones		1200m	1200m	(0:14.11)			

Scratched: Mayne (#11), Archers Reign (#1), Mister Bianco (#7)

[ ]	Ranking at each section and finish	SCN	Saddle cloth number
-:--.--	No data available at this section	DNF	Did not finish
NA	No data available	DNT	Did not track

data processed by TRIPLESDATA

Horse/Jockey Name	Castillian
Final Rank	1
Fastest Section Time (Section)	0:10.75 (1200m)
Top Speed [km/h] (Section)	67.9 (1200m)
Race State	Finished

DoombenProfessional

Race 8: WORLD POOL FOR IFHA TOP 100 G1 RACES Class 3 Plate - 1350m

04 June 2025 - 15:28

Track Rating: Soft 5, Weather: Fine, Rail Position: +7m Entire

BRISBANE RACING CLUB

Section	Overall	1200m	1000m	800m	600m	400m	200m
Section Times	1:21.21 [1] (0:11.04)	1:10.17 [4] (0:10.75)	0:59.42 [4] (0:11.32)	0:48.10 [5] (0:11.74)	0:36.36 [4] (0:11.73)	0:24.63 [4] (0:11.79)	0:12.84 [1] (0:12.84)
Average Speed [km/h]	49.0	67.0	64.2	62.4	61.2	60.5	56.3
Top Speed [km/h]	66.9	67.9	66.4	63.8	62.1	62.0	59.4
Avg. Dist. to Rail [m]	2.3	2.1	3.4	3.3	1.4	2.0	1.6
Avg. Stride Freq. [Hz]	2.3	2.4	2.3	2.3	2.3	2.4	2.4
Avg. Stride Length [m]	5.8	7.6	7.6	7.5	7.3	7.1	6.6

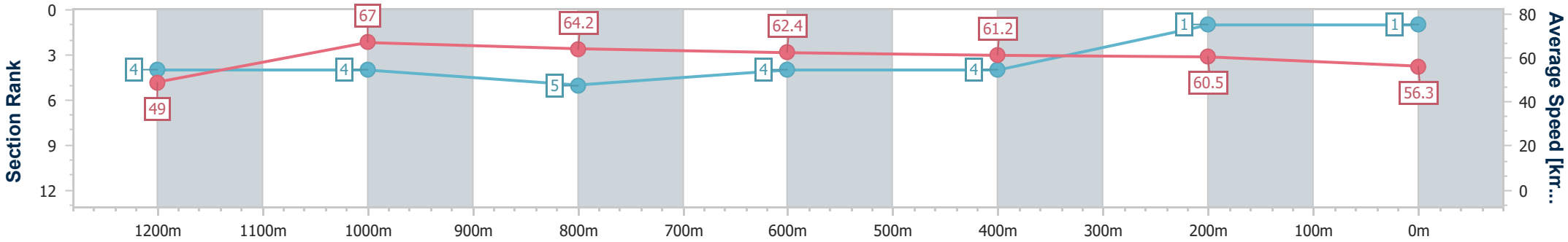

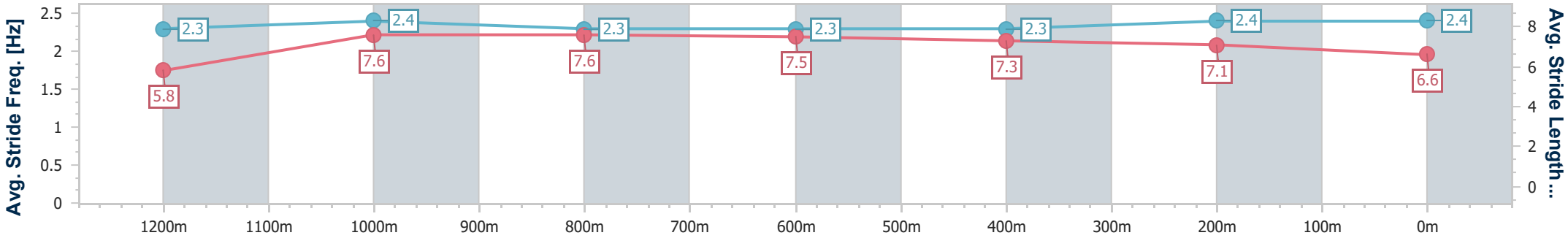

[ ]	Ranking at each section and finish
-:--.--	No data available at this section
NA	No data available

data processed by TRIPLESDATA

Horse/Jockey Name	Apuntar
Final Rank	2
Fastest Section Time (Section)	0:10.65 (1200m)
Top Speed [km/h] (Section)	68.9 (1200m)
Race State	Finished

DoombenProfessional

Race 8: WORLD POOL FOR IFHA TOP 100 G1 RACES Class 3 Plate - 1350m

04 June 2025 - 15:28

Track Rating: Soft 5, Weather: Fine, Rail Position: +7m Entire

BRISBANE RACING CLUB

Section	Overall	1200m	1000m	800m	600m	400m	200m
Section Times	1:21.68 [2] (0:10.93)	1:10.75 [2] (0:10.65)	1:00.10 [2] (0:11.19)	0:48.91 [3] (0:11.65)	0:37.26 [3] (0:12.06)	0:25.20 [3] (0:12.03)	0:13.17 [3] (0:13.17)
Average Speed [km/h]	49.4	67.7	64.3	62.2	60.4	59.7	54.7
Top Speed [km/h]	68.8	68.9	68.1	64.1	62.0	61.5	58.2
Avg. Dist. to Rail [m]	5.3	0.9	1.4	1.6	1.3	1.5	3.1
Avg. Stride Freq. [Hz]	2.3	2.5	2.4	2.3	2.3	2.3	2.2
Avg. Stride Length [m]	6.0	7.6	7.5	7.4	7.3	7.2	6.9

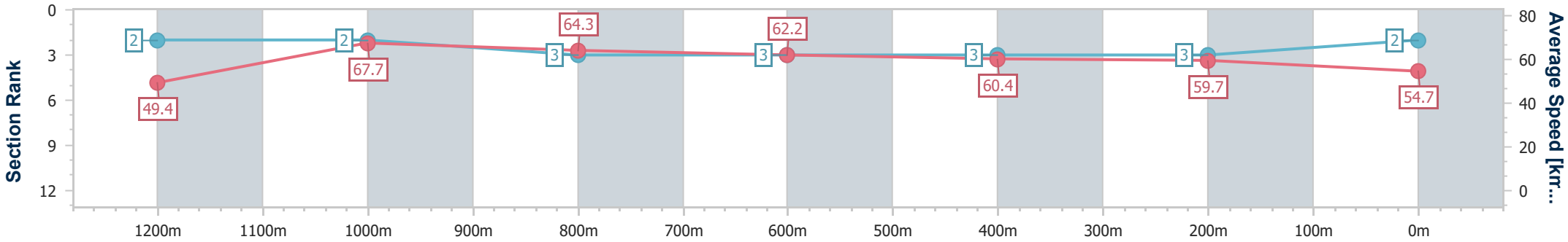

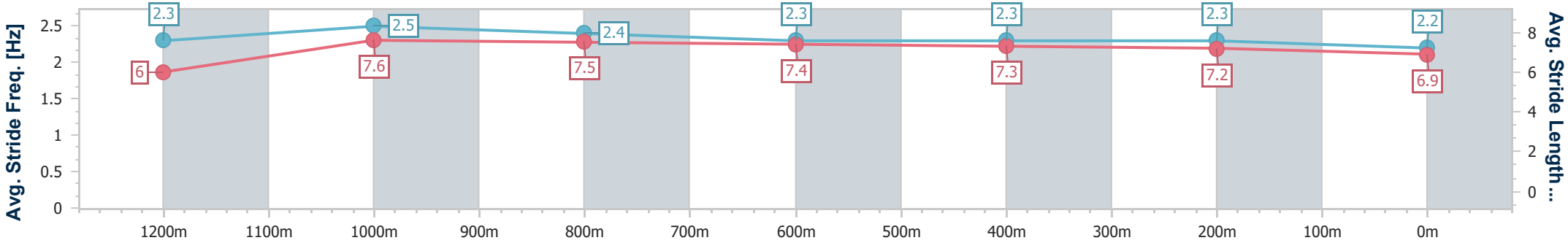

[ ]	Ranking at each section and finish
-:--.--	No data available at this section
NA	No data available

data processed by TRIPLESDATA

Horse/Jockey Name	Under The Palais
Final Rank	3
Fastest Section Time (Section)	0:10.90 (1200m)
Top Speed [km/h] (Section)	67.2 (1000m)
Race State	Finished

TAB

DoombenProfessional

Race 8: WORLD POOL FOR IFHA TOP 100 G1 RACES Class 3 Plate - 1350m

04 June 2025 - 15:28

Track Rating: Soft 5, Weather: Fine, Rail Position: +7m Entire

BRISBANE RACING CLUB

Section	Overall	1200m	1000m	800m	600m	400m	200m
Section Times	1:21.97 [3] (0:11.26)	1:10.71 [6] (0:10.90)	0:59.81 [7] (0:11.24)	0:48.57 [7] (0:11.67)	0:36.90 [7] (0:11.84)	0:25.06 [6] (0:12.02)	0:13.04 [6] (0:13.04)
Average Speed [km/h]	48.0	66.1	64.1	62.9	61.5	60.4	55.2
Top Speed [km/h]	64.8	66.9	67.2	64.3	63.0	61.7	59.0
Avg. Dist. to Rail [m]	3.5	1.4	1.2	3.1	2.6	3.9	4.6
Avg. Stride Freq. [Hz]	2.4	2.6	2.6	2.5	2.5	2.6	2.5
Avg. Stride Length [m]	5.4	7.1	7.0	6.9	6.7	6.6	6.2

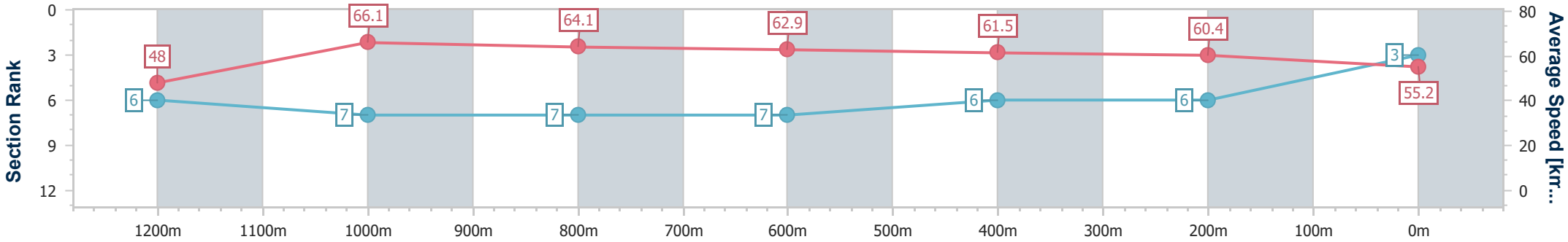

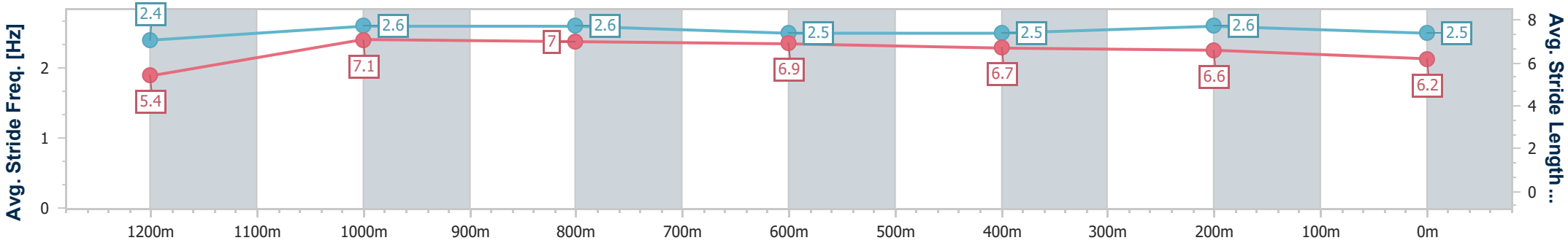

[ ]	Ranking at each section and finish
-:--.--	No data available at this section
NA	No data available

data processed by TRIPLESDATA

Horse/Jockey Name	Flying Aurelius
Final Rank	4
Fastest Section Time (Section)	0:10.63 (1200m)
Top Speed [km/h] (Section)	68.7 (1200m)
Race State	Finished

DoombenProfessional

Race 8: WORLD POOL FOR IFHA TOP 100 G1 RACES Class 3 Plate - 1350m

04 June 2025 - 15:28

Track Rating: Soft 5, Weather: Fine, Rail Position: +7m Entire

BRISBANE RACING CLUB

Section	Overall	1200m	1000m	800m	600m	400m	200m
Section Times	1:22.02 [4] (0:11.01)	1:11.01 [3] (0:10.63)	1:00.38 [3] (0:10.88)	0:49.50 [1] (0:11.69)	0:37.81 [2] (0:12.01)	0:25.80 [1] (0:12.17)	0:13.63 [2] (0:13.63)
Average Speed [km/h]	49.0	67.9	66.4	62.2	60.1	59.0	52.8
Top Speed [km/h]	65.7	68.7	68.6	64.9	61.9	60.2	57.2
Avg. Dist. to Rail [m]	6.9	2.2	1.7	1.8	0.7	0.6	1.1
Avg. Stride Freq. [Hz]	2.3	2.4	2.4	2.3	2.3	2.3	2.3
Avg. Stride Length [m]	5.9	7.9	7.7	7.5	7.3	7.1	6.5

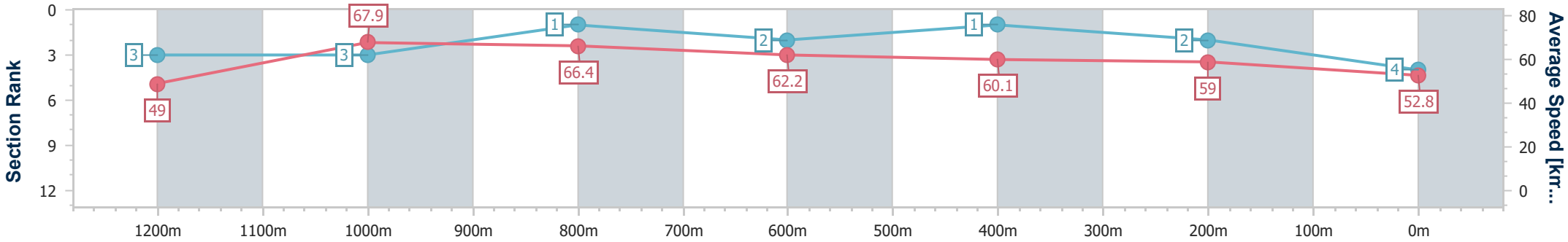

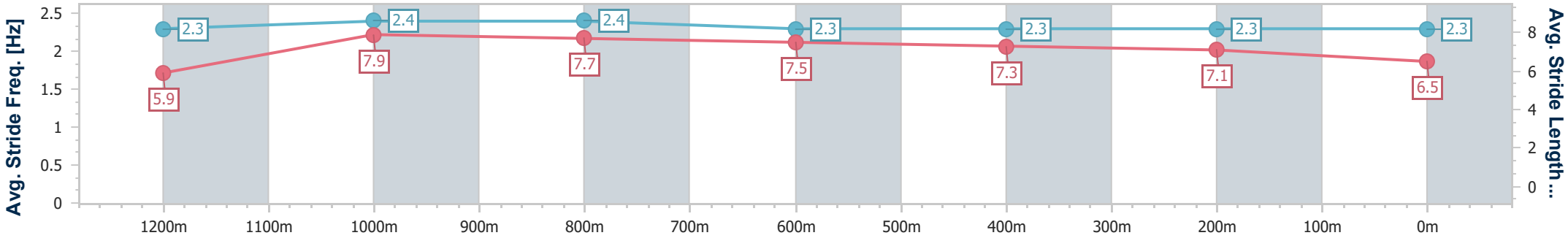

[ ]	Ranking at each section and finish
-:--.--	No data available at this section
NA	No data available

data processed by TRIPLESDATA

Horse/Jockey Name	Aldolfito
Final Rank	5
Fastest Section Time (Section)	0:10.74 (1200m)
Top Speed [km/h] (Section)	68.6 (1200m)
Race State	Finished

DoombenProfessional

Race 8: WORLD POOL FOR IFHA TOP 100 G1 RACES Class 3 Plate - 1350m

04 June 2025 - 15:28

Track Rating: Soft 5, Weather: Fine, Rail Position: +7m Entire

BRISBANE RACING CLUB

Section	Overall	1200m	1000m	800m	600m	400m	200m
Section Times	1:22.49 [5] (0:11.39)	1:11.10 [7] (0:10.74)	1:00.36 [6] (0:11.21)	0:49.15 [6] (0:11.59)	0:37.56 [6] (0:11.89)	0:25.67 [5] (0:12.08)	0:13.59 [5] (0:13.59)
Average Speed [km/h]	47.5	67.1	64.2	62.0	59.9	59.5	53.0
Top Speed [km/h]	66.2	68.6	67.8	63.8	61.3	60.5	57.3
Avg. Dist. to Rail [m]	6.4	0.8	0.7	0.5	1.1	1.2	1.0
Avg. Stride Freq. [Hz]	2.3	2.5	2.4	2.3	2.4	2.3	2.2
Avg. Stride Length [m]	5.8	7.6	7.5	7.3	7.0	7.1	6.6

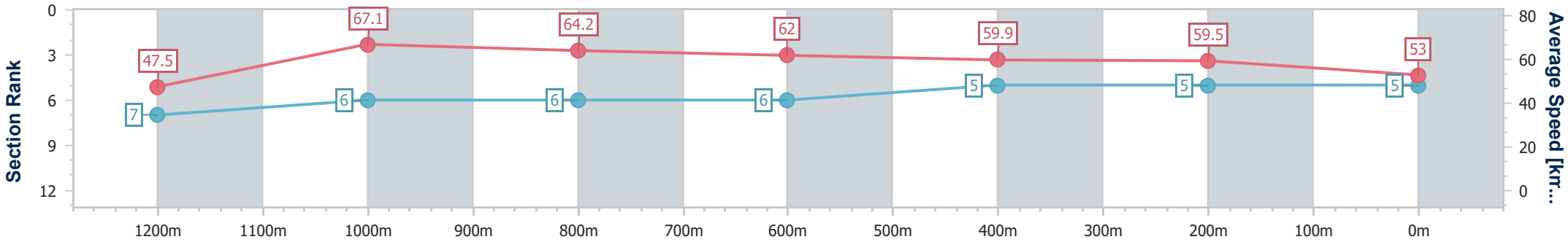

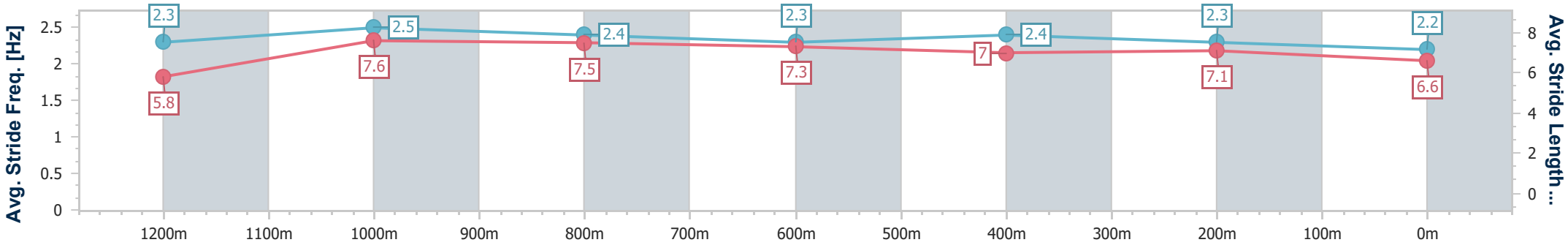

[ ]	Ranking at each section and finish
-:--.--	No data available at this section
NA	No data available

data processed by TRIPLESDATA

Horse/Jockey Name	Lietuva
Final Rank	6
Fastest Section Time (Section)	0:10.71 (1200m)
Top Speed [km/h] (Section)	67.9 (1200m)
Race State	Finished

DoombenProfessional

Race 8: WORLD POOL FOR IFHA TOP 100 G1 RACES Class 3 Plate - 1350m

04 June 2025 - 15:28

Track Rating: Soft 5, Weather: Fine, Rail Position: +7m Entire

BRISBANE RACING CLUB

Section	Overall	1200m	1000m	800m	600m	400m	200m
Section Times	1:22.71 [6] (0:10.79)	1:11.92 [1] (0:10.71)	1:01.21 [1] (0:11.04)	0:50.17 [2] (0:11.66)	0:38.51 [1] (0:12.18)	0:26.33 [2] (0:12.48)	0:13.85 [4] (0:13.85)
Average Speed [km/h]	50.1	67.0	65.1	61.7	59.3	57.7	52.0
Top Speed [km/h]	67.4	67.9	66.4	62.7	61.0	58.7	55.7
Avg. Dist. to Rail [m]	3.9	0.3	1.3	0.6	0.8	0.6	0.8
Avg. Stride Freq. [Hz]	2.3	2.3	2.3	2.2	2.2	2.2	2.1
Avg. Stride Length [m]	6.0	8.1	7.9	7.7	7.4	7.3	6.8

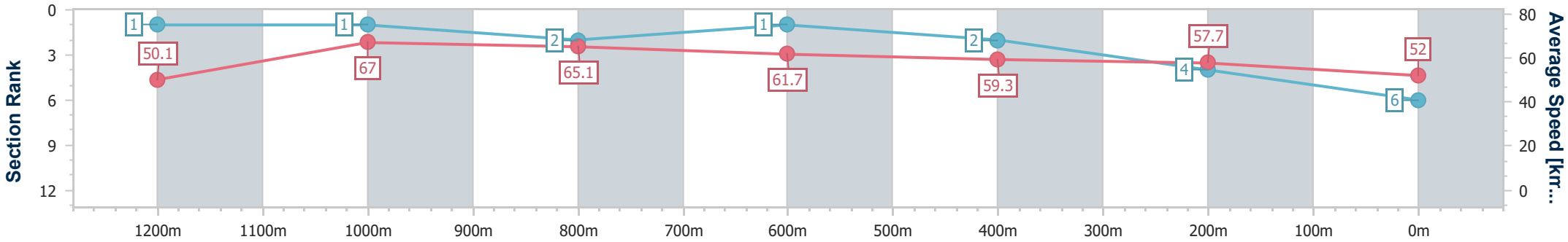

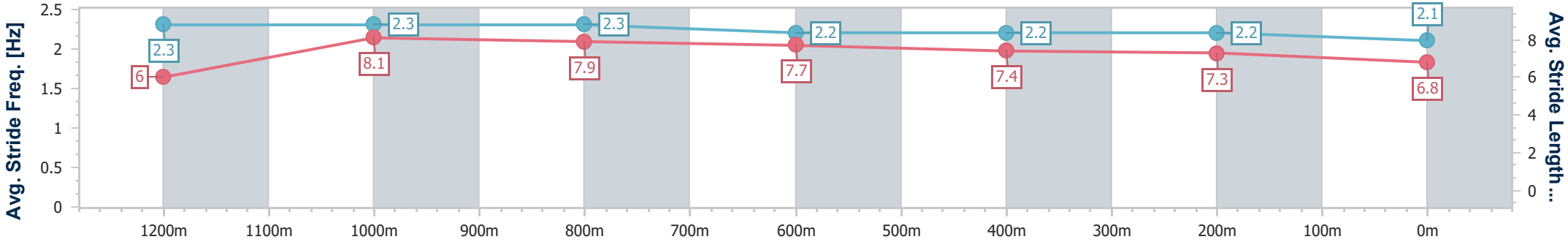

[ ]	Ranking at each section and finish
-:--.--	No data available at this section
NA	No data available

data processed by TRIPLESDATA

Horse/Jockey Name	Ultimate Outcome
Final Rank	7
Fastest Section Time (Section)	0:10.95 (1200m)
Top Speed [km/h] (Section)	66.5 (1200m)
Race State	Finished

DoombenProfessional

Race 8: WORLD POOL FOR IFHA TOP 100 G1 RACES Class 3 Plate - 1350m

04 June 2025 - 15:28

Track Rating: Soft 5, Weather: Fine, Rail Position: +7m Entire

BRISBANE RACING CLUB

Section	Overall	1200m	1000m	800m	600m	400m	200m
Section Times	1:22.72 [7] (0:11.83)	1:10.89 [9] (0:10.95)	0:59.94 [9] (0:11.12)	0:48.82 [9] (0:11.66)	0:37.16 [9] (0:11.95)	0:25.21 [9] (0:12.06)	0:13.15 [7] (0:13.15)
Average Speed [km/h]	45.7	65.5	64.9	61.8	60.3	60.0	54.7
Top Speed [km/h]	64.2	66.5	66.1	62.7	62.3	60.9	58.3
Avg. Dist. to Rail [m]	1.0	1.3	0.9	0.6	0.7	2.5	3.8
Avg. Stride Freq. [Hz]	2.1	2.3	2.3	2.3	2.3	2.3	2.2
Avg. Stride Length [m]	5.9	8.1	8.0	7.6	7.4	7.3	7.0

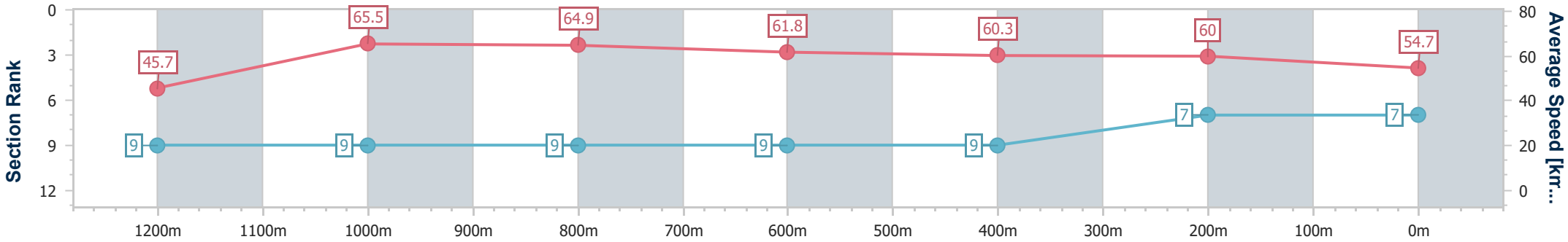

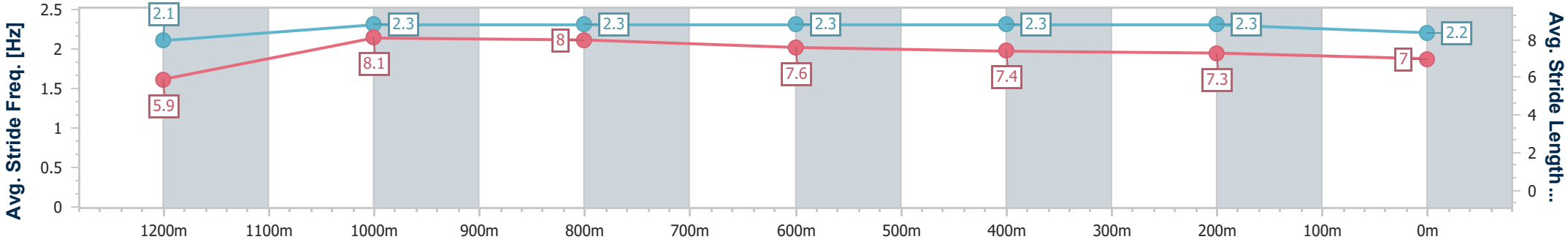

[ ]	Ranking at each section and finish
-:--.--	No data available at this section
NA	No data available

data processed by TRIPLESDATA

Horse/Jockey Name	Cartwheels
Final Rank	8
Fastest Section Time (Section)	0:10.90 (1200m)
Top Speed [km/h] (Section)	67.0 (1200m)
Race State	Finished

TAB

DoombenProfessional

Race 8: WORLD POOL FOR IFHA TOP 100 G1 RACES Class 3 Plate - 1350m

04 June 2025 - 15:28

Track Rating: Soft 5, Weather: Fine, Rail Position: +7m Entire

BRISBANE RACING CLUB

Section	Overall	1200m	1000m	800m	600m	400m	200m
Section Times	1:22.95 [8] (0:11.51)	1:11.44 [8] (0:10.90)	1:00.54 [8] (0:11.18)	0:49.36 [8] (0:11.91)	0:37.45 [8] (0:11.97)	0:25.48 [8] (0:12.12)	0:13.36 [8] (0:13.36)
Average Speed [km/h]	47.0	65.9	64.6	61.0	60.1	59.2	53.8
Top Speed [km/h]	64.6	67.0	66.4	62.1	60.7	60.3	57.9
Avg. Dist. to Rail [m]	4.4	1.1	1.4	1.4	1.0	1.4	1.4
Avg. Stride Freq. [Hz]	2.4	2.4	2.4	2.4	2.5	2.5	2.3
Avg. Stride Length [m]	5.5	7.5	7.3	7.0	6.8	6.7	6.5

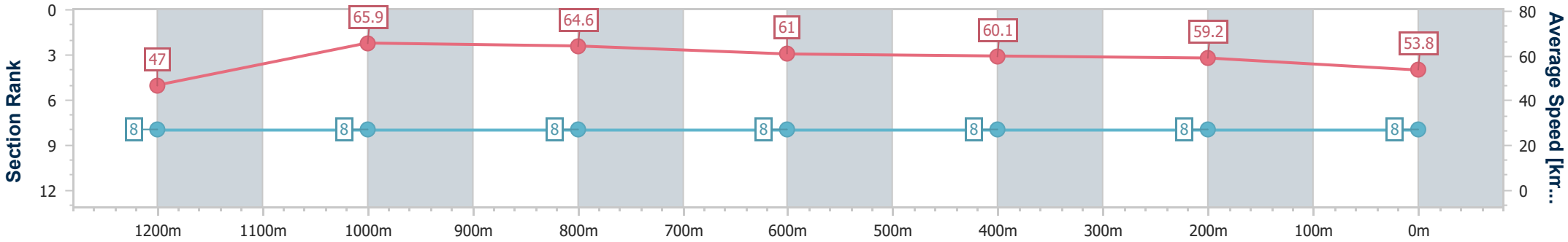

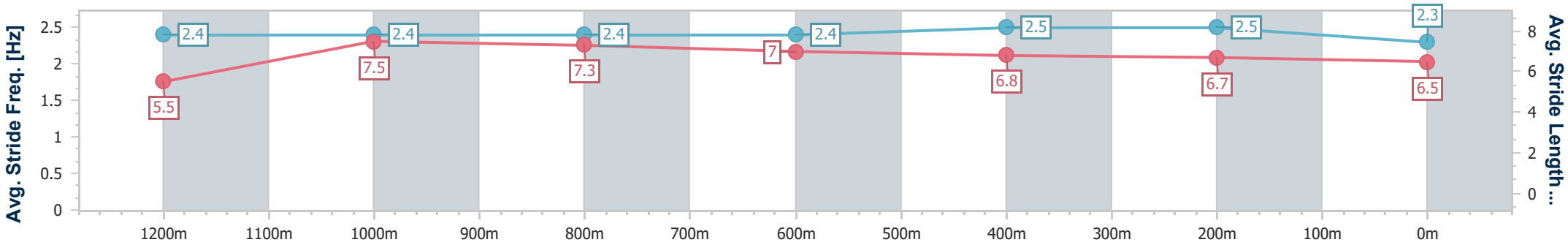

[ ]	Ranking at each section and finish
-:--.--	No data available at this section
NA	No data available

data processed by TRIPLESDATA

Horse/Jockey Name	Commandment
Final Rank	9
Fastest Section Time (Section)	0:10.66 (1200m)
Top Speed [km/h] (Section)	68.3 (1200m)
Race State	Finished

DoombenProfessional

Race 8: WORLD POOL FOR IFHA TOP 100 G1 RACES Class 3 Plate - 1350m

04 June 2025 - 15:28

Track Rating: Soft 5, Weather: Fine, Rail Position: +7m Entire

BRISBANE RACING CLUB

Section	Overall	1200m	1000m	800m	600m	400m	200m
Section Times	1:23.89 [9] (0:11.18)	1:12.71 [5] (0:10.66)	1:02.05 [5] (0:11.19)	0:50.86 [4] (0:11.89)	0:38.97 [5] (0:12.25)	0:26.72 [7] (0:12.61)	0:14.11 [9] (0:14.11)
Average Speed [km/h]	48.1	67.8	64.1	60.7	58.6	56.8	51.1
Top Speed [km/h]	67.2	68.3	66.2	62.9	60.8	58.1	54.7
Avg. Dist. to Rail [m]	1.0	0.2	0.4	0.6	1.0	1.3	1.2
Avg. Stride Freq. [Hz]	2.2	2.5	2.4	2.4	2.4	2.4	2.3
Avg. Stride Length [m]	5.9	7.6	7.4	7.1	6.9	6.7	6.3

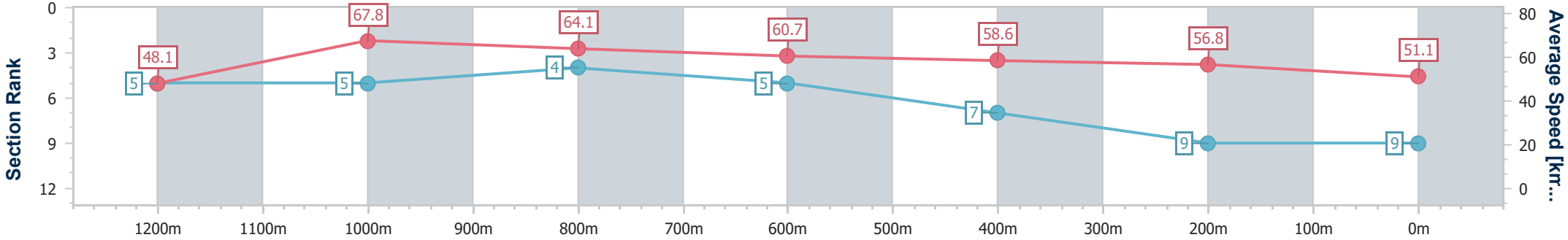

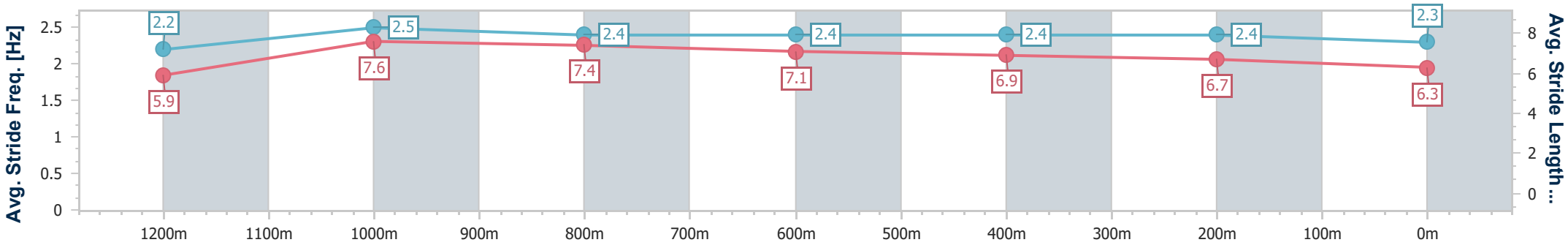

[ ]	Ranking at each section and finish
-:--.--	No data available at this section
NA	No data available

data processed by TRIPLESDATA

DoombenProfessional

Race 9: SKY RACING Colts, Geldings and Entires BENCHMARK 70 Handicap - 1200m

04 June 2025 - 16:03

BRISBANE RACING CLUB

Track Rating: Soft 5, Weather: Fine, Rail Position: +7m Entire

Section	Overall	1000m	800m	600m	400m	200m	Last 600m
Field Times	1:11.32 (0:13.29)	0:58.03 (0:11.24)	0:46.79 (0:11.52)	0:35.27 (0:11.72)	0:23.55 (0:11.44)	0:12.11 (0:12.11)	0:35.27

Rank	TAB	Horse/Jockey	Barrier	Top Speed [km/h]	Fastest Section	Overall	1000m	800m	600m	400m	200m	Margin	Last 600m	Distance Travelled [m]
1	1	MISTER BIANCO	4	66.5	0:11.23	1:11.32 [1]	0:57.86 [2]	0:46.63 [3]	0:35.11 [3]	0:23.40 [2]	0:12.11 [1]	1:11.32	0:35.11	
		Michael Rodd		Overall	1000m	(0:13.46)	(0:11.23)	(0:11.52)	(0:11.71)	(0:11.29)	(0:12.11)			
2	7	RUNWITHTHETIDE	7	66.8	0:11.19	1:11.58 [2]	0:58.05 [3]	0:46.86 [4]	0:35.24 [4]	0:23.61 [3]	0:12.27 [3]	1.56L	0:35.24	+3
		Bailey Wheeler		1000m	1000m	(0:13.53)	(0:11.19)	(0:11.62)	(0:11.63)	(0:11.34)	(0:12.27)			
3	3	GIN A TONIC	10	69.0	0:11.24	1:11.69 [3]	0:58.40 [1]	0:47.16 [1]	0:35.64 [1]	0:23.92 [1]	0:12.44 [2]	2.21L	0:35.64	-2
		Emily Lang		Overall	1000m	(0:13.29)	(0:11.24)	(0:11.52)	(0:11.72)	(0:11.48)	(0:12.44)			
4	6	IMPENDOR	12	67.0	0:10.95	1:11.87 [4]	0:57.94 [8]	0:46.99 [7]	0:35.33 [8]	0:23.64 [8]	0:12.16 [7]	3.23L	0:35.33	+1
		Cody Collis		1000m	1000m	(0:13.93)	(0:10.95)	(0:11.66)	(0:11.69)	(0:11.48)	(0:12.16)			
5	12	CRESSBROOK	5	67.2	0:11.20	1:11.90 [5]	0:57.95 [9]	0:46.75 [9]	0:35.11 [9]	0:23.54 [9]	0:12.13 [8]	3.46L	0:35.11	-2
		Robbie Dolan		1000m	1000m	(0:13.95)	(0:11.20)	(0:11.64)	(0:11.57)	(0:11.41)	(0:12.13)			
6	9	ELECTED	3	66.1	0:11.23	1:11.92 [6]	0:58.31 [4]	0:47.08 [5]	0:35.55 [6]	0:23.86 [6]	0:12.41 [4]	3.56L	0:35.55	-3
		Chris Whiteley		1000m	1000m	(0:13.61)	(0:11.23)	(0:11.53)	(0:11.69)	(0:11.45)	(0:12.41)			
7	10	REDWOOD SHADOW	6	65.2	0:11.32	1:12.11 [7]	0:57.81 [12]	0:46.49 [12]	0:34.93 [12]	0:23.45 [12]	0:12.12 [11]	4.66L	0:34.93	-1
		Justin Huxtable		400m	1000m	(0:14.30)	(0:11.32)	(0:11.56)	(0:11.48)	(0:11.33)	(0:12.12)			
8	8	BRAVELY	8	65.4	0:11.18	1:12.22 [8]	0:57.99 [11]	0:46.81 [11]	0:35.41 [10]	0:23.66 [11]	0:12.31 [10]	5.33L	0:35.41	+1
		Damien Thornton		1000m	1000m	(0:14.23)	(0:11.18)	(0:11.40)	(0:11.75)	(0:11.35)	(0:12.31)			
9	4	MILTON ROAD	9	66.8	0:11.11	1:12.25 [9]	0:58.51 [6]	0:47.40 [6]	0:35.89 [5]	0:24.27 [4]	0:12.71 [5]	5.49L	0:35.89	+1
		Andrew Mallyon		Overall	1000m	(0:13.74)	(0:11.11)	(0:11.51)	(0:11.62)	(0:11.56)	(0:12.71)			
10	2	THELWELL	2	66.2	0:11.15	1:12.26 [10]	0:58.39 [7]	0:47.24 [8]	0:35.75 [7]	0:24.15 [7]	0:12.65 [6]	5.54L	0:35.75	-2
		Justin Stanley		1000m	1000m	(0:13.87)	(0:11.15)	(0:11.49)	(0:11.60)	(0:11.50)	(0:12.65)			

Scratched: Kiwi Spirit (#13)

[ ]	Ranking at each section and finish	SCN	Saddle cloth number
-:--.--	No data available at this section	DNF	Did not finish
NA	No data available	DNT	Did not track

data processed by TRIPLESDATA

DoombenProfessional

Race 9: SKY RACING Colts, Geldings and Entires BENCHMARK 70 Handicap - 1200m

04 June 2025 - 16:03

BRISBANE RACING CLUB

Track Rating: Soft 5, Weather: Fine, Rail Position: +7m Entire

Section	Overall	1000m	800m	600m	400m	200m	Last 600m
Field Times	1:11.32 (0:13.29)	0:58.03 (0:11.24)	0:46.79 (0:11.52)	0:35.27 (0:11.72)	0:23.55 (0:11.44)	0:12.11 (0:12.11)	0:35.27

Rank	TAB	Horse/Jockey	Barrier	Top Speed [km/h]	Fastest Section	Overall	1000m	800m	600m	400m	200m	Margin	Last 600m	Distance Travelled [m]
11	5	FIRE KING	1	65.0	0:11.22	1:12.64 [11]	0:58.52 [10]	0:47.30 [10]	0:35.72 [11]	0:24.15 [10]	0:12.52 [12]	7.76L	0:35.72	-3
		Cobi Vitler		1000m	1000m	(0:14.12)	(0:11.22)	(0:11.58)	(0:11.57)	(0:11.63)	(0:12.52)			
12	11	KAVAK	11	68.4	0:11.00	1:12.89 [12]	0:59.22 [5]	0:48.22 [2]	0:36.69 [2]	0:24.86 [5]	0:12.99 [9]	9.25L	0:36.69	+3
		Tiffani Brooker		1000m	1000m	(0:13.67)	(0:11.00)	(0:11.53)	(0:11.83)	(0:11.87)	(0:12.99)			

Scratched: Kiwi Spirit (#13)

[ ]	Ranking at each section and finish	**SCN**	Saddle cloth number
-:--.--	No data available at this section	**DNF**	Did not finish
NA	No data available	**DNT**	Did not track

data processed by TRIPLESDATA

Horse/Jockey Name	Mister Bianco
Final Rank	1
Fastest Section Time (Section)	0:11.23 (1000m)
Top Speed [km/h] (Section)	66.5 (Overall)
Race State	Finished

TAB

DoombenProfessional

Race 9: SKY RACING Colts, Geldings and Entires BENCHMARK 70 Handicap - 1200m

04 June 2025 - 16:03

Track Rating: Soft 5, Weather: Fine, Rail Position: +7m Entire

BRISBANE RACING CLUB

Section	Overall	1000m	800m	600m	400m	200m
Section Times	1:11.32 [1] (0:13.46)	0:57.86 [2] (0:11.23)	0:46.63 [3] (0:11.52)	0:35.11 [3] (0:11.71)	0:23.40 [2] (0:11.29)	0:12.11 [1] (0:12.11)
Average Speed [km/h]	53.4	64.6	62.8	61.6	63.8	59.6
Top Speed [km/h]	66.5	66.1	63.7	62.4	64.9	64.3
Avg. Dist. to Rail [m]	4.1	2.7	1.3	0.5	0.7	0.8
Avg. Stride Freq. [Hz]	2.3	2.3	2.3	2.2	2.3	2.3
Avg. Stride Length [m]	6.6	7.9	7.7	7.6	7.6	7.4

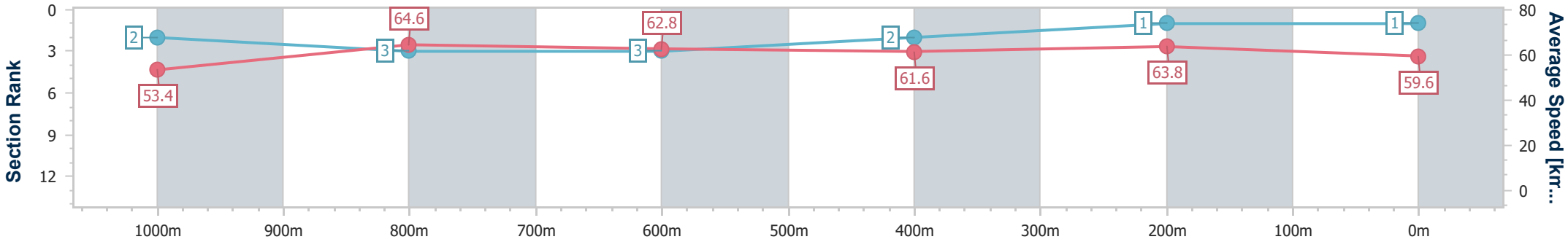

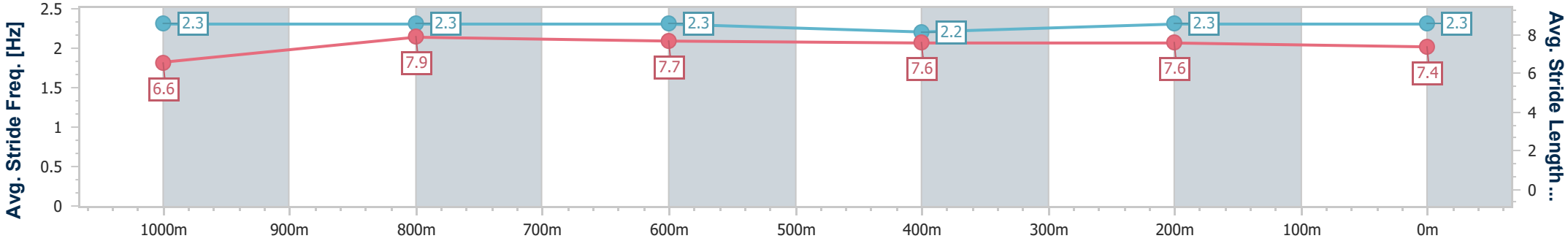

[ ]	Ranking at each section and finish
-:--.--	No data available at this section
NA	No data available

data processed by TRIPLESDATA

Horse/Jockey Name	Runwiththetide
Final Rank	2
Fastest Section Time (Section)	0:11.19 (1000m)
Top Speed [km/h] (Section)	66.8 (1000m)
Race State	Finished

TAB

DoombenProfessional

Race 9: SKY RACING Colts, Geldings and Entires BENCHMARK 70 Handicap - 1200m

04 June 2025 - 16:03

Track Rating: Soft 5, Weather: Fine, Rail Position: +7m Entire

BRISBANE RACING CLUB

Section	Overall	1000m	800m	600m	400m	200m
Section Times	1:11.58 [2] (0:13.53)	0:58.05 [3] (0:11.19)	0:46.86 [4] (0:11.62)	0:35.24 [4] (0:11.63)	0:23.61 [3] (0:11.34)	0:12.27 [3] (0:12.27)
Average Speed [km/h]	53.3	64.6	62.8	62.5	63.6	58.7
Top Speed [km/h]	66.6	66.8	63.2	64.0	65.0	62.9
Avg. Dist. to Rail [m]	5.1	3.2	2.2	1.9	1.1	1.6
Avg. Stride Freq. [Hz]	2.3	2.3	2.2	2.3	2.4	2.3
Avg. Stride Length [m]	6.4	7.7	7.8	7.6	7.5	7.0

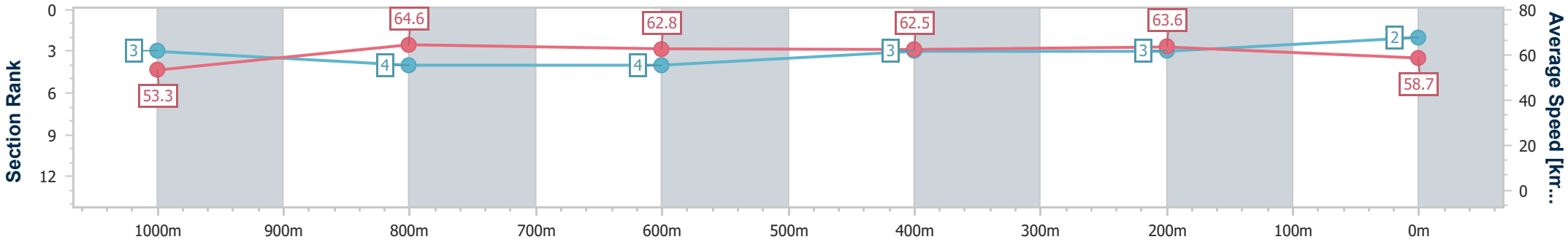

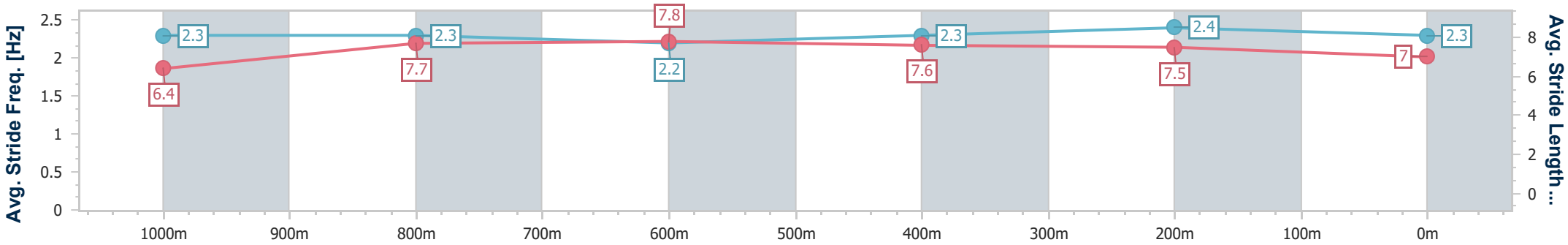

[ ]	Ranking at each section and finish
-:--.--	No data available at this section
NA	No data available

data processed by TRIPLESDATA

Horse/Jockey Name	Gin A Tonic
Final Rank	3
Fastest Section Time (Section)	0:11.24 (1000m)
Top Speed [km/h] (Section)	69.0 (Overall)
Race State	Finished

DoombenProfessional

Race 9: SKY RACING Colts, Geldings and Entires BENCHMARK 70 Handicap - 1200m

04 June 2025 - 16:03

Track Rating: Soft 5, Weather: Fine, Rail Position: +7m Entire

BRISBANE RACING CLUB

Section	Overall	1000m	800m	600m	400m	200m
Section Times	1:11.69 [3] (0:13.29)	0:58.40 [1] (0:11.24)	0:47.16 [1] (0:11.52)	0:35.64 [1] (0:11.72)	0:23.92 [1] (0:11.48)	0:12.44 [2] (0:12.44)
Average Speed [km/h]	54.1	64.6	62.7	61.3	62.4	58.1
Top Speed [km/h]	69.0	68.6	63.3	62.0	63.3	61.4
Avg. Dist. to Rail [m]	9.2	3.5	0.7	0.5	1.0	0.3
Avg. Stride Freq. [Hz]	2.4	2.3	2.3	2.3	2.4	2.3
Avg. Stride Length [m]	6.3	7.7	7.5	7.4	7.3	7.0

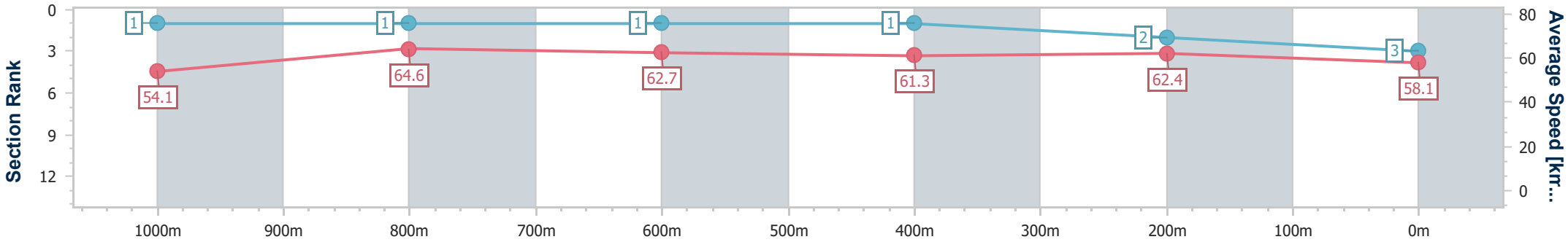

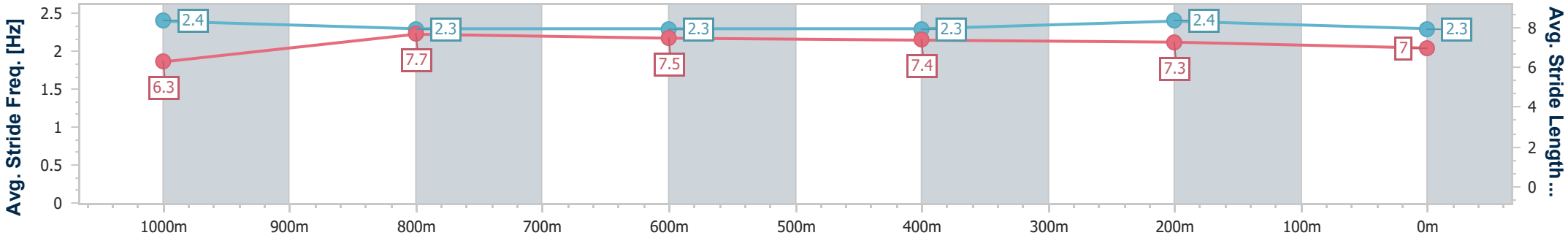

[ ]	Ranking at each section and finish
-:--.--	No data available at this section
NA	No data available

data processed by TRIPLESDATA

Horse/Jockey Name	Impendor
Final Rank	4
Fastest Section Time (Section)	0:10.95 (1000m)
Top Speed [km/h] (Section)	67.0 (1000m)
Race State	Finished

TAB

DoombenProfessional

Race 9: SKY RACING Colts, Geldings and Entires BENCHMARK 70 Handicap - 1200m

04 June 2025 - 16:03

Track Rating: Soft 5, Weather: Fine, Rail Position: +7m Entire

BRISBANE RACING CLUB

Section	Overall	1000m	800m	600m	400m	200m
Section Times	1:11.87 [4] (0:13.93)	0:57.94 [8] (0:10.95)	0:46.99 [7] (0:11.66)	0:35.33 [8] (0:11.69)	0:23.64 [8] (0:11.48)	0:12.16 [7] (0:12.16)
Average Speed [km/h]	51.8	66.1	62.4	61.8	62.9	59.1
Top Speed [km/h]	66.5	67.0	63.0	62.4	63.8	61.7
Avg. Dist. to Rail [m]	9.3	2.7	1.8	0.5	1.9	4.4
Avg. Stride Freq. [Hz]	2.2	2.4	2.3	2.3	2.4	2.4
Avg. Stride Length [m]	6.4	7.6	7.2	7.4	7.2	6.9

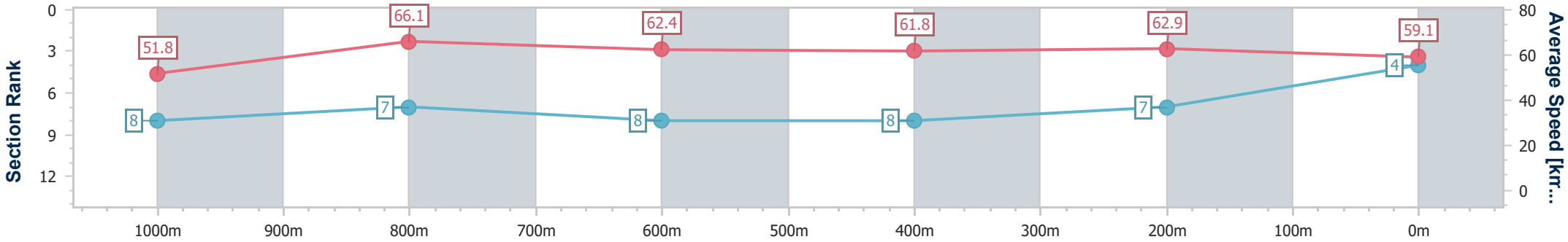

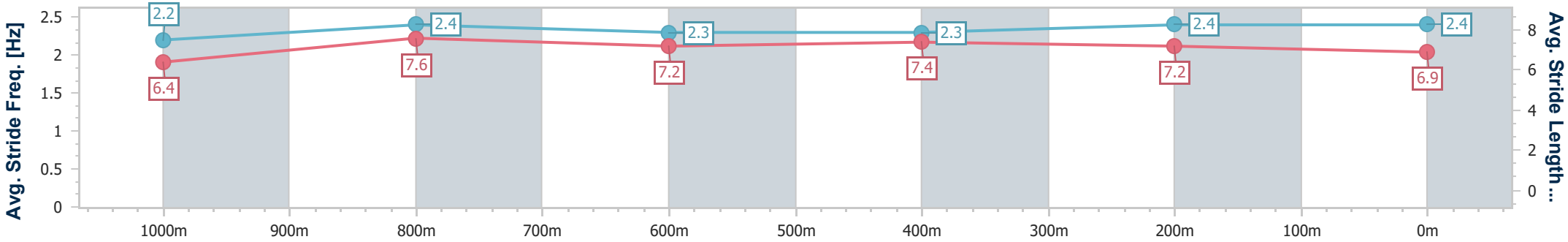

[ ]	Ranking at each section and finish
-:--.--	No data available at this section
NA	No data available

data processed by TRIPLESDATA

Horse/Jockey Name	Cressbrook
Final Rank	5
Fastest Section Time (Section)	0:11.20 (1000m)
Top Speed [km/h] (Section)	67.2 (1000m)
Race State	Finished

TAB

DoombenProfessional

Race 9: SKY RACING Colts, Geldings and Entires
BENCHMARK 70 Handicap - 1200m

04 June 2025 - 16:03

Track Rating: Soft 5, Weather: Fine, Rail Position: +7m Entire

BRISBANE RACING CLUB

Section	Overall	1000m	800m	600m	400m	200m
Section Times	1:11.90 [5] (0:13.95)	0:57.95 [9] (0:11.20)	0:46.75 [9] (0:11.64)	0:35.11 [9] (0:11.57)	0:23.54 [9] (0:11.41)	0:12.13 [8] (0:12.13)
Average Speed [km/h]	51.8	64.6	62.1	62.1	62.8	59.3
Top Speed [km/h]	66.0	67.2	63.2	64.6	63.7	61.6
Avg. Dist. to Rail [m]	3.8	2.1	0.9	0.5	1.0	2.2
Avg. Stride Freq. [Hz]	2.3	2.5	2.4	2.4	2.4	2.4
Avg. Stride Length [m]	6.1	7.2	7.1	7.1	7.2	6.8

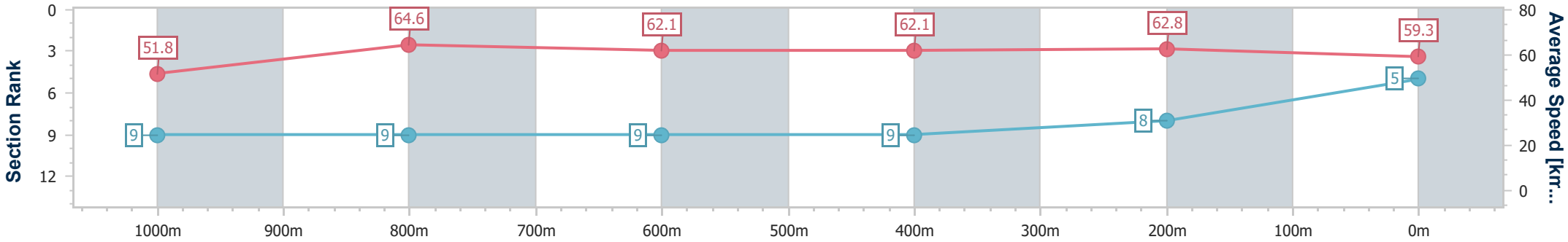

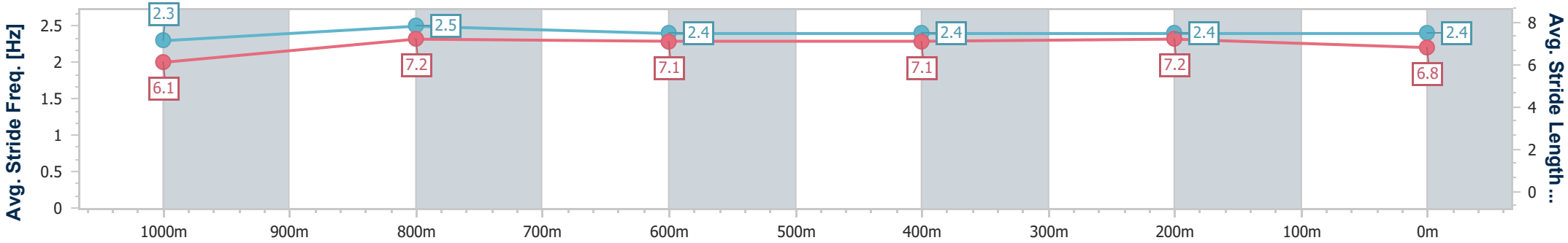

[ ]	Ranking at each section and finish
-:--.--	No data available at this section
NA	No data available

data processed by TRIPLESDATA

Horse/Jockey Name	Elected
Final Rank	6
Fastest Section Time (Section)	0:11.23 (1000m)
Top Speed [km/h] (Section)	66.1 (1000m)
Race State	Finished

DoombenProfessional

Race 9: SKY RACING Colts, Geldings and Entires BENCHMARK 70 Handicap - 1200m

04 June 2025 - 16:03

Track Rating: Soft 5, Weather: Fine, Rail Position: +7m Entire

BRISBANE RACING CLUB

Section	Overall	1000m	800m	600m	400m	200m
Section Times	1:11.92 [6] (0:13.61)	0:58.31 [4] (0:11.23)	0:47.08 [5] (0:11.53)	0:35.55 [6] (0:11.69)	0:23.86 [6] (0:11.45)	0:12.41 [4] (0:12.41)
Average Speed [km/h]	53.0	64.3	62.9	61.1	62.6	58.1
Top Speed [km/h]	64.8	66.1	63.6	62.0	64.2	61.9
Avg. Dist. to Rail [m]	2.7	1.8	0.8	1.0	1.6	0.7
Avg. Stride Freq. [Hz]	2.3	2.4	2.3	2.3	2.4	2.3
Avg. Stride Length [m]	6.5	7.5	7.5	7.4	7.3	7.1

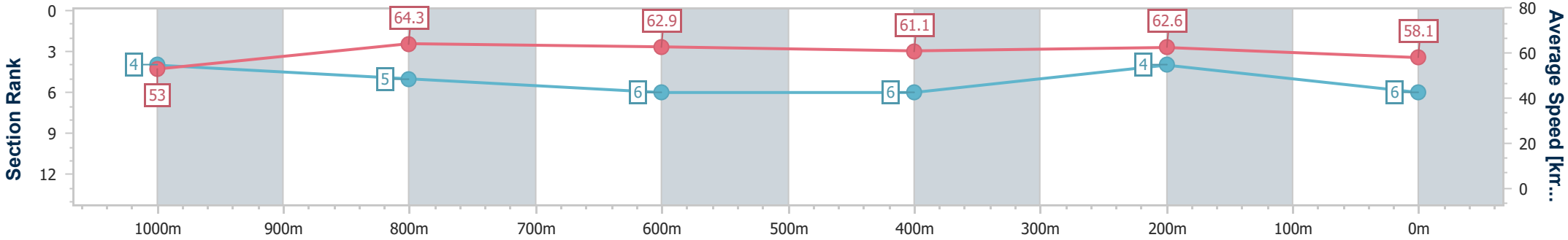

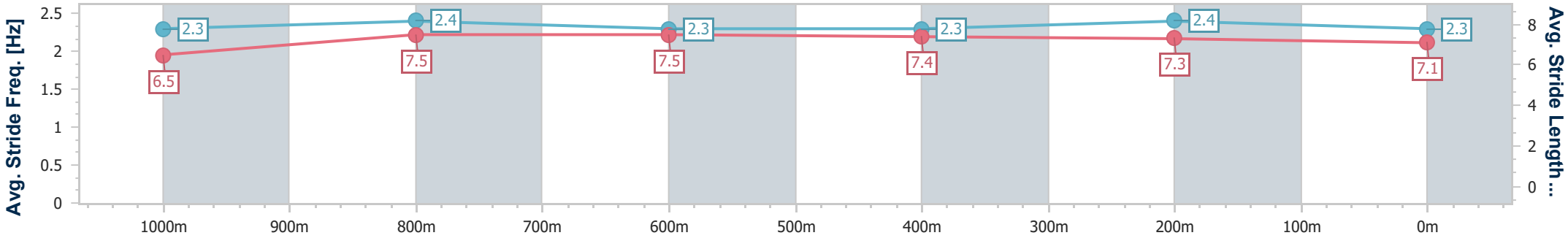

[ ]	Ranking at each section and finish
-:--.--	No data available at this section
NA	No data available

data processed by TRIPLESDATA

Horse/Jockey Name	Redwood Shadow
Final Rank	7
Fastest Section Time (Section)	0:11.32 (1000m)
Top Speed [km/h] (Section)	65.2 (400m)
Race State	Finished

DoombenProfessional

Race 9: SKY RACING Colts, Geldings and Entires BENCHMARK 70 Handicap - 1200m

04 June 2025 - 16:03

Track Rating: Soft 5, Weather: Fine, Rail Position: +7m Entire

BRISBANE RACING CLUB

Section	Overall	1000m	800m	600m	400m	200m
Section Times	1:12.11 [7] (0:14.30)	0:57.81 [12] (0:11.32)	0:46.49 [12] (0:11.56)	0:34.93 [12] (0:11.48)	0:23.45 [12] (0:11.33)	0:12.12 [11] (0:12.12)
Average Speed [km/h]	50.4	63.9	62.5	62.9	63.4	59.4
Top Speed [km/h]	64.1	64.5	63.8	64.2	65.2	63.1
Avg. Dist. to Rail [m]	3.7	0.9	0.8	0.5	0.7	0.4
Avg. Stride Freq. [Hz]	2.2	2.3	2.3	2.3	2.3	2.3
Avg. Stride Length [m]	6.4	7.7	7.6	7.5	7.6	7.2

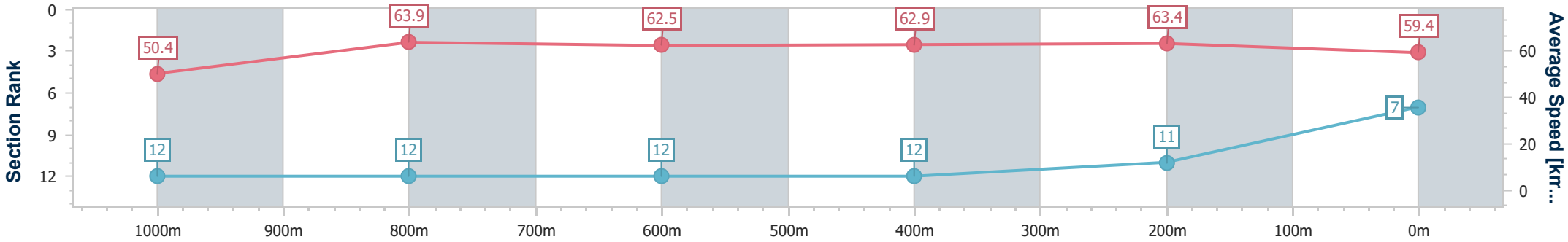

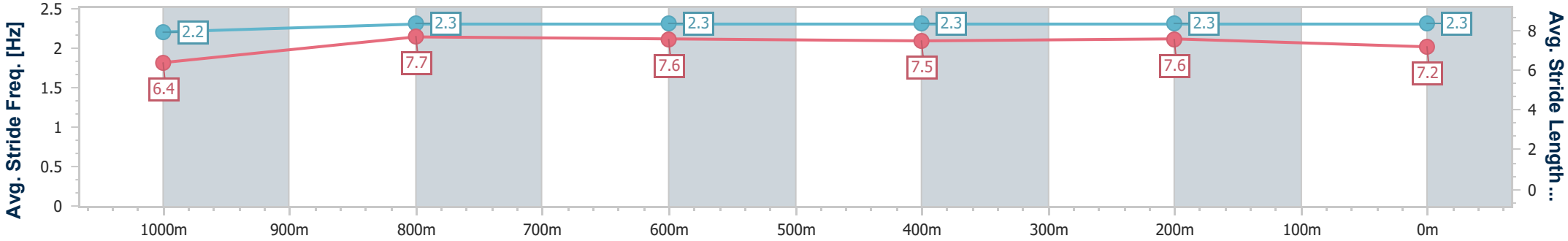

[ ]	Ranking at each section and finish
-:--.--	No data available at this section
NA	No data available

data processed by TRIPLESDATA

Horse/Jockey Name	Bravely
Final Rank	8
Fastest Section Time (Section)	0:11.18 (1000m)
Top Speed [km/h] (Section)	65.4 (1000m)
Race State	Finished

DoombenProfessional

Race 9: SKY RACING Colts, Geldings and Entires
BENCHMARK 70 Handicap - 1200m

04 June 2025 - 16:03

Track Rating: Soft 5, Weather: Fine, Rail Position: +7m Entire

BRISBANE RACING CLUB

Section	Overall	1000m	800m	600m	400m	200m
Section Times	1:12.22 [8] (0:14.23)	0:57.99 [11] (0:11.18)	0:46.81 [11] (0:11.40)	0:35.41 [10] (0:11.75)	0:23.66 [11] (0:11.35)	0:12.31 [10] (0:12.31)
Average Speed [km/h]	50.5	64.8	63.5	61.7	63.6	58.4
Top Speed [km/h]	64.0	65.4	63.9	63.0	64.7	62.6
Avg. Dist. to Rail [m]	6.1	2.0	1.2	0.9	3.1	5.8
Avg. Stride Freq. [Hz]	2.3	2.4	2.4	2.4	2.5	2.4
Avg. Stride Length [m]	6.1	6.9	6.9	7.0	7.1	6.8

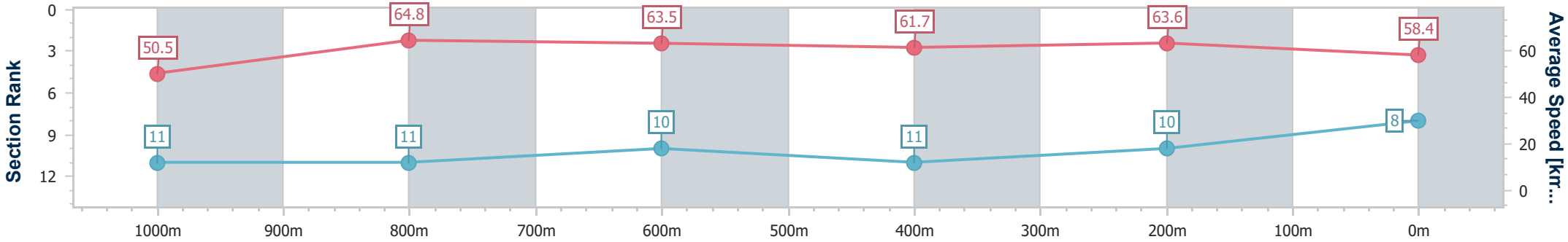

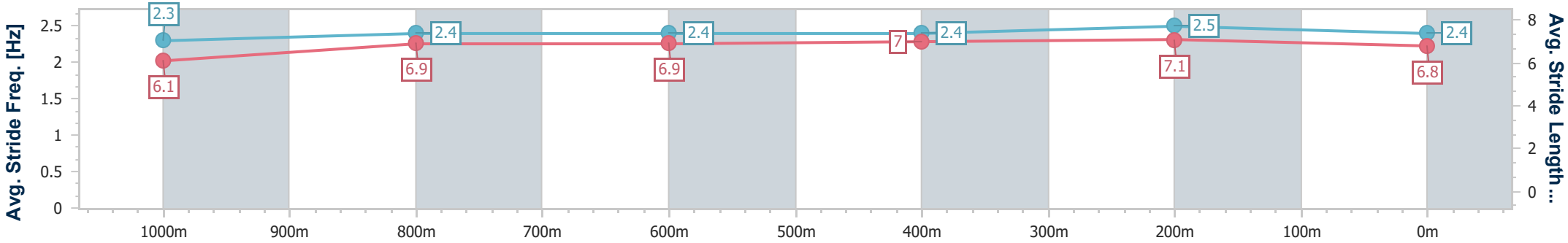

[ ]	Ranking at each section and finish
-:--.--	No data available at this section
NA	No data available

data processed by TRIPLESDATA

Horse/Jockey Name	Milton Road
Final Rank	9
Fastest Section Time (Section)	0:11.11 (1000m)
Top Speed [km/h] (Section)	66.8 (Overall)
Race State	Finished

TAB

DoombenProfessional

Race 9: SKY RACING Colts, Geldings and Entires BENCHMARK 70 Handicap - 1200m

04 June 2025 - 16:03

Track Rating: Soft 5, Weather: Fine, Rail Position: +7m Entire

BRISBANE RACING CLUB

Section	Overall	1000m	800m	600m	400m	200m
Section Times	1:12.25 [9] (0:13.74)	0:58.51 [6] (0:11.11)	0:47.40 [6] (0:11.51)	0:35.89 [5] (0:11.62)	0:24.27 [4] (0:11.56)	0:12.71 [5] (0:12.71)
Average Speed [km/h]	52.5	65.2	63.2	62.0	62.4	56.6
Top Speed [km/h]	66.8	66.8	63.5	62.9	63.0	60.3
Avg. Dist. to Rail [m]	7.5	2.9	1.7	0.7	0.9	2.5
Avg. Stride Freq. [Hz]	2.3	2.4	2.3	2.3	2.3	2.3
Avg. Stride Length [m]	6.4	7.7	7.6	7.5	7.4	7.0

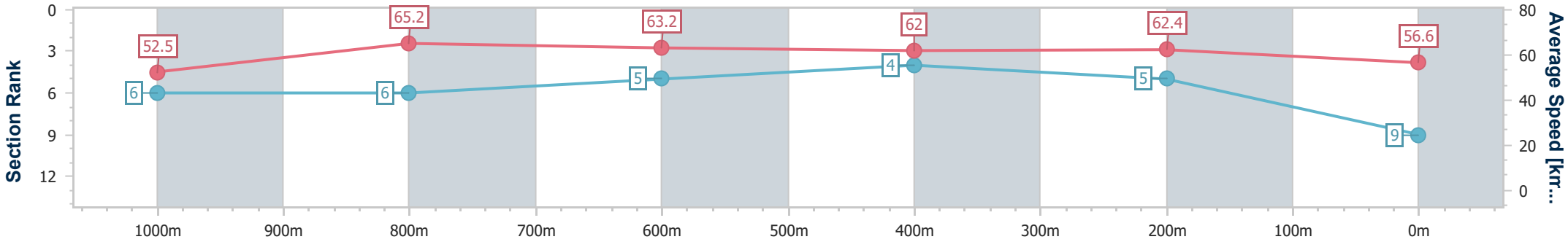

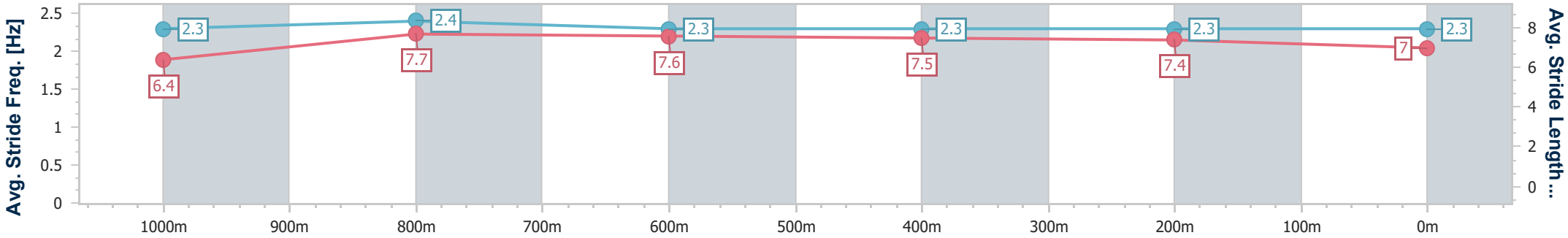

[ ]	Ranking at each section and finish
-:--.--	No data available at this section
NA	No data available

data processed by TRIPLESDATA

Horse/Jockey Name	Thelwell
Final Rank	10
Fastest Section Time (Section)	0:11.15 (1000m)
Top Speed [km/h] (Section)	66.2 (1000m)
Race State	Finished

DoombenProfessional

Race 9: SKY RACING Colts, Geldings and Entires BENCHMARK 70 Handicap - 1200m

04 June 2025 - 16:03

Track Rating: Soft 5, Weather: Fine, Rail Position: +7m Entire

BRISBANE RACING CLUB

Section	Overall	1000m	800m	600m	400m	200m
Section Times	1:12.26 [10] (0:13.87)	0:58.39 [7] (0:11.15)	0:47.24 [8] (0:11.49)	0:35.75 [7] (0:11.60)	0:24.15 [7] (0:11.50)	0:12.65 [6] (0:12.65)
Average Speed [km/h]	51.9	64.8	63.0	62.1	62.5	56.8
Top Speed [km/h]	65.9	66.2	63.6	63.1	63.5	61.4
Avg. Dist. to Rail [m]	1.2	1.1	0.8	0.5	0.8	1.2
Avg. Stride Freq. [Hz]	2.4	2.4	2.4	2.4	2.4	2.4
Avg. Stride Length [m]	6.1	7.4	7.3	7.2	7.1	6.6

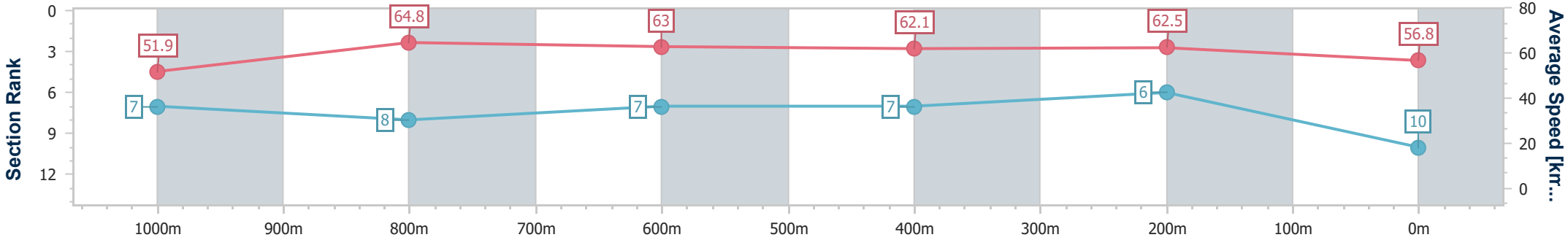

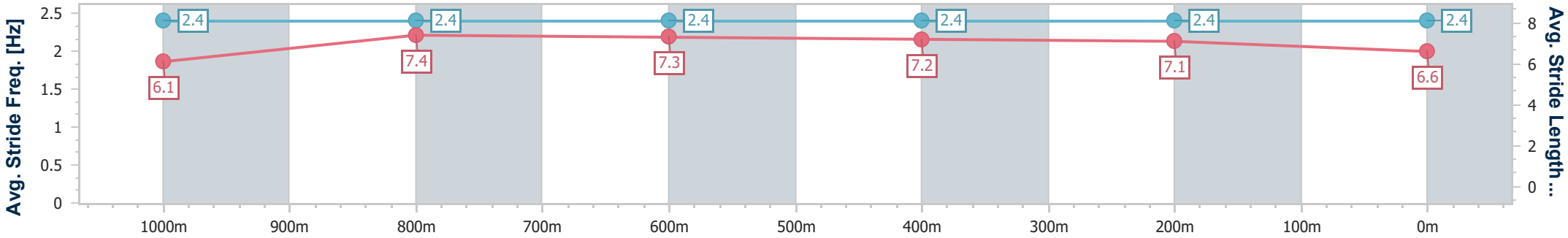

[ ]	Ranking at each section and finish
-:--.--	No data available at this section
NA	No data available

data processed by TRIPLESDATA

Horse/Jockey Name	Fire King
Final Rank	11
Fastest Section Time (Section)	0:11.22 (1000m)
Top Speed [km/h] (Section)	65.0 (1000m)
Race State	Finished

TAB

DoombenProfessional

Race 9: SKY RACING Colts, Geldings and Entires BENCHMARK 70 Handicap - 1200m

04 June 2025 - 16:03

Track Rating: Soft 5, Weather: Fine, Rail Position: +7m Entire

BRISBANE RACING CLUB

Section	Overall	1000m	800m	600m	400m	200m
Section Times	1:12.64 [11] (0:14.12)	0:58.52 [10] (0:11.22)	0:47.30 [10] (0:11.58)	0:35.72 [11] (0:11.57)	0:24.15 [10] (0:11.63)	0:12.52 [12] (0:12.52)
Average Speed [km/h]	50.9	64.2	62.4	61.9	61.5	57.6
Top Speed [km/h]	64.5	65.0	63.3	63.3	62.6	60.7
Avg. Dist. to Rail [m]	0.9	0.9	0.3	0.9	1.4	0.9
Avg. Stride Freq. [Hz]	2.2	2.4	2.3	2.4	2.4	2.3
Avg. Stride Length [m]	6.5	7.6	7.4	7.3	7.2	6.9

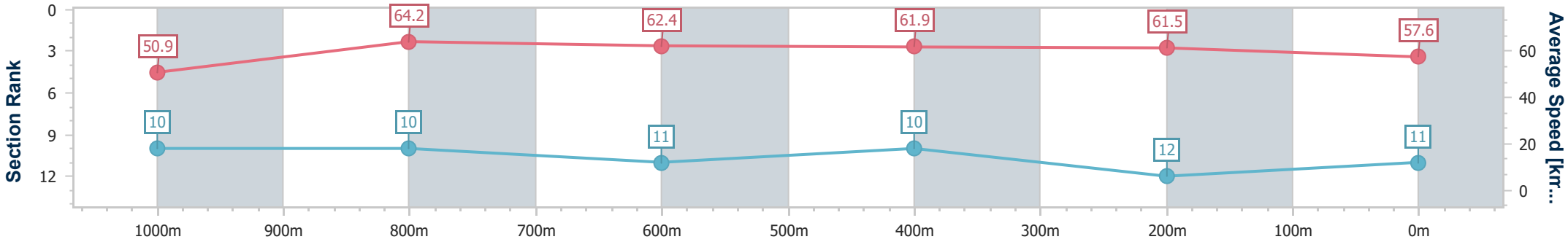

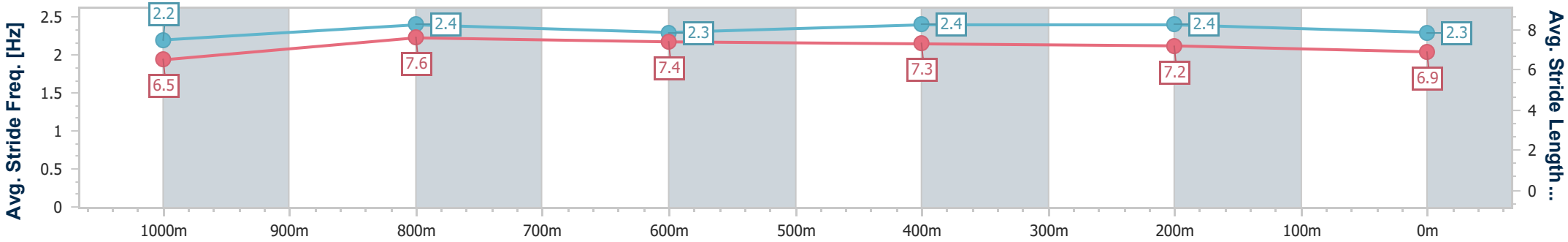

[ ]	Ranking at each section and finish
-:--.--	No data available at this section
NA	No data available

data processed by TRIPLESDATA

Horse/Jockey Name	Kavak
Final Rank	12
Fastest Section Time (Section)	0:11.00 (1000m)
Top Speed [km/h] (Section)	68.4 (1000m)
Race State	Finished

TAB

DoombenProfessional

Race 9: SKY RACING Colts, Geldings and Entires
BENCHMARK 70 Handicap - 1200m

04 June 2025 - 16:03

Track Rating: Soft 5, Weather: Fine, Rail Position: +7m Entire

BRISBANE RACING CLUB

Section	Overall	1000m	800m	600m	400m	200m
Section Times	1:12.89 [12] (0:13.67)	0:59.22 [5] (0:11.00)	0:48.22 [2] (0:11.53)	0:36.69 [2] (0:11.83)	0:24.86 [5] (0:11.87)	0:12.99 [9] (0:12.99)
Average Speed [km/h]	52.5	66.6	63.1	61.3	60.4	55.5
Top Speed [km/h]	67.4	68.4	64.5	62.0	62.1	57.9
Avg. Dist. to Rail [m]	9.6	5.7	2.1	0.8	0.9	3.7
Avg. Stride Freq. [Hz]	2.4	2.5	2.4	2.4	2.4	2.3
Avg. Stride Length [m]	6.1	7.3	7.2	7.1	6.9	6.6

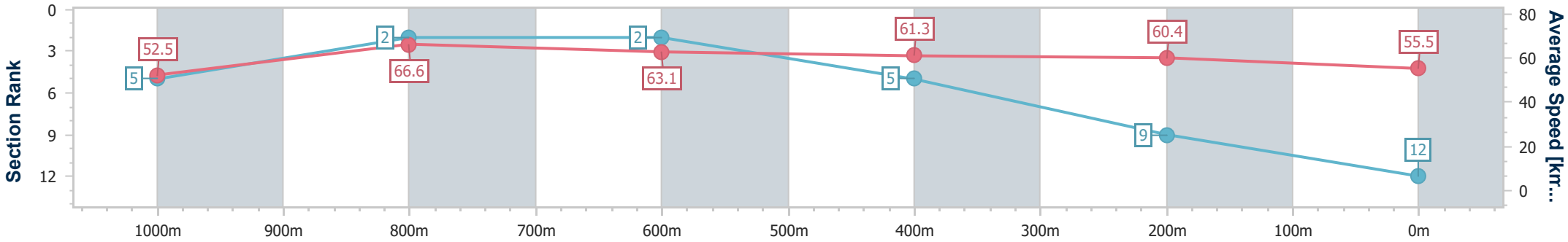

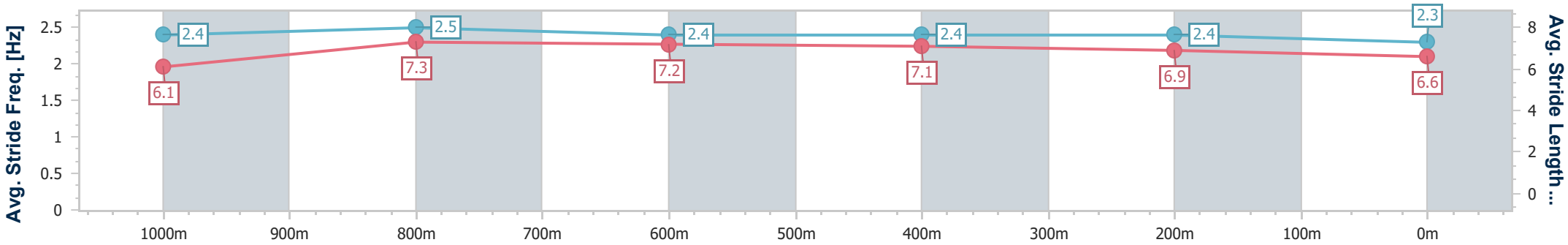

[ ]	Ranking at each section and finish
-:--.--	No data available at this section
NA	No data available

data processed by TRIPLESDATA

DoombenProfessional

Race 10: LADBROKES SRM IN MULTIS Class 2 Handicap - 1640m

04 June 2025 - 16:36

BRISBANE RACING CLUB

Track Rating: Soft 5, Weather: Fine, Rail Position: +7m Entire

Section						Overall	1400m	1200m	1000m	800m	600m	400m	Last 600m	
Field Times						1:41.77 (0:16.22)	1:25.55 (0:11.73)	1:13.82 (0:11.82)	1:02.00 (0:12.48)	0:49.52 (0:13.02)	0:36.50 (0:12.14)	0:24.36 (0:11.79)	0:36.50	
Rank	**TAB**	**Horse/Jockey**	**Barrier**	**Top Speed [km/h]**	**Fastest Section**									**Distance Travelled [m]**
1	7	BECAMO	2	62.9	0:11.52	1:41.77 [1]	1:24.30 [7]	1:12.78 [7]	1:00.82 [7]	0:48.74 [6]	0:35.97 [6]	0:23.80 [6]	0:35.97	
		Tiffani Brooker		1400m	1400m	(0:17.47)	(0:11.52)	(0:11.96)	(0:12.08)	(0:12.77)	(0:12.17)	(0:11.69)		
2	3	WARRANT	5	64.9	0:11.73	1:41.81 [2]	1:25.59 [1]	1:13.86 [1]	1:02.04 [1]	0:49.56 [1]	0:36.54 [1]	0:24.40 [1]	0:36.54	+3
		Michael Rodd		Overall	1400m	(0:16.22)	(0:11.73)	(0:11.82)	(0:12.48)	(0:13.02)	(0:12.14)	(0:11.79)		
3	4	RASHFORD	1	63.1	0:11.56	1:41.86 [3]	1:25.01 [4]	1:13.34 [4]	1:01.36 [4]	0:49.03 [4]	0:36.20 [4]	0:24.05 [3]	0:36.20	-2
		Justin Huxtable		400m	400m	(0:16.85)	(0:11.67)	(0:11.98)	(0:12.33)	(0:12.83)	(0:12.15)	(0:11.56)		
4	14	YOU AND I	11	63.4	0:11.68	1:41.86 [4]	1:24.69 [6]	1:12.95 [6]	1:01.01 [6]	0:48.76 [7]	0:36.00 [7]	0:23.96 [4]	0:36.00	+7
		Nikita Beriman		1400m	400m	(0:17.17)	(0:11.74)	(0:11.94)	(0:12.25)	(0:12.76)	(0:12.04)	(0:11.68)		
5	12	ARATIRI	4	65.3	0:11.69	1:41.97 [5]	1:25.69 [2]	1:14.00 [2]	1:02.16 [2]	0:49.68 [2]	0:36.66 [2]	0:24.35 [2]	0:36.66	+6
		Georgina Cartwright		Overall	1400m	(0:16.28)	(0:11.69)	(0:11.84)	(0:12.48)	(0:13.02)	(0:12.31)	(0:11.74)		
6	2	FLYWHEEL	10	63.6	0:11.60	1:41.99 [6]	1:25.29 [3]	1:13.56 [3]	1:01.76 [3]	0:49.32 [3]	0:36.37 [3]	0:24.03 [5]	0:36.37	+7
		Angela Jones		400m	400m	(0:16.70)	(0:11.73)	(0:11.80)	(0:12.44)	(0:12.95)	(0:12.34)	(0:11.60)		
7	5	ROCK HARD LOVE	9	63.3	0:11.68	1:42.62 [7]	1:24.94 [9]	1:13.16 [10]	1:01.08 [10]	0:48.92 [10]	0:36.37 [10]	0:24.17 [10]	0:36.37	+6
		Andrew Mallyon		400m	400m	(0:17.68)	(0:11.78)	(0:12.08)	(0:12.16)	(0:12.55)	(0:12.20)	(0:11.68)		
8	15	SHAPE OF WATER	7	62.7	0:11.75	1:42.85 [8]	1:25.34 [8]	1:13.59 [8]	1:01.61 [8]	0:49.42 [9]	0:36.92 [8]	0:24.50 [8]	0:36.92	+8
		Cejay Graham		1400m	1400m	(0:17.51)	(0:11.75)	(0:11.98)	(0:12.19)	(0:12.50)	(0:12.42)	(0:11.87)		
9	10	LOU VEGA	3	62.3	0:11.73	1:42.85 [9]	1:25.15 [10]	1:13.42 [9]	1:01.52 [9]	0:49.46 [8]	0:36.77 [9]	0:24.47 [9]	0:36.77	+5
		Robbie Dolan		1400m	1400m	(0:17.70)	(0:11.73)	(0:11.90)	(0:12.06)	(0:12.69)	(0:12.30)	(0:11.84)		
10	13	CLASSIQUE GAL	12	62.7	0:11.76	1:42.93 [10]	1:24.90 [11]	1:13.14 [11]	1:01.18 [12]	0:48.94 [12]	0:36.54 [11]	0:24.38 [11]	0:36.54	+11
		Samantha Collett		1400m	1400m	(0:18.03)	(0:11.76)	(0:11.96)	(0:12.24)	(0:12.40)	(0:12.16)	(0:11.78)		

Scratched: Mayne (#1), Out Of Aces (#8)

[ ]	Ranking at each section and finish	**SCN**	Saddle cloth number
-:--.--	No data available at this section	**DNF**	Did not finish
NA	No data available	**DNT**	Did not track

data processed by TRIPLESDATA

DoombenProfessional

Race 10: LADBROKES SRM IN MULTIS Class 2 Handicap - 1640m

04 June 2025 - 16:36

BRISBANE RACING CLUB

Track Rating: Soft 5, Weather: Fine, Rail Position: +7m Entire

Section	Overall	1400m	1200m	1000m	800m	600m	400m	Last 600m
Field Times	1:41.77 (0:16.22)	1:25.55 (0:11.73)	1:13.82 (0:11.82)	1:02.00 (0:12.48)	0:49.52 (0:13.02)	0:36.50 (0:12.14)	0:24.36 (0:11.79)	0:36.50

Rank	TAB	Horse/Jockey	Barrier	Top Speed [km/h]	Fastest Section	Overall	1400m	1200m	1000m	800m	600m	400m	Last 600m	Distance Travelled [m]
11	11	TEESANDCEES APPLY	13	63.2	0:11.73	1:42.98 [11]	1:24.36 [13]	1:12.63 [13]	1:00.72 [13]	0:48.64 [13]	0:36.32 [13]	0:24.20 [13]	0:36.32	+8
		Emily Lang		400m	1400m	(0:18.62)	(0:11.73)	(0:11.91)	(0:12.08)	(0:12.32)	(0:12.12)	(0:11.79)		
12	9	BIAS	6	62.6	0:11.68	1:43.51 [12]	1:26.44 [5]	1:14.76 [5]	1:02.84 [5]	0:50.54 [5]	0:37.72 [5]	0:25.23 [7]	0:37.72	+7
		Luke Dempsey		1200m	1400m	(0:17.07)	(0:11.68)	(0:11.92)	(0:12.30)	(0:12.82)	(0:12.49)	(0:12.16)		
13	6	CASANOVA MAN	8	62.9	0:11.67	1:43.61 [13]	1:25.36 [12]	1:13.69 [12]	1:01.87 [11]	0:49.70 [11]	0:37.21 [12]	0:24.88 [12]	0:37.21	+5
		Dale Smith		1200m	1400m	(0:18.25)	(0:11.67)	(0:11.82)	(0:12.17)	(0:12.49)	(0:12.33)	(0:11.97)		

Scratched: Mayne (#1), Out Of Aces (#8)

[ ]	Ranking at each section and finish	**SCN**	Saddle cloth number
-:--.--	No data available at this section	**DNF**	Did not finish
NA	No data available	**DNT**	Did not track

data processed by TRIPLESDATA

DoombenProfessional

Race 10: LADBROKES SRM IN MULTIS Class 2 Handicap - 1640m

04 June 2025 - 16:36

BRISBANE RACING CLUB

Track Rating: Soft 5, Weather: Fine, Rail Position: +7m Entire

Section	200m	Last 600m
Field Times	0:12.57 (0:12.57)	0:36.50

Rank	TAB	Horse/Jockey	Barrier	Top Speed [km/h]	Fastest Section		Margin		Distance Travelled [m]
1	7	**BECAMO**	2	62.9	0:11.52	0:12.11 [6]	1:41.77	0:35.97	
		Tiffani Brooker		1400m	1400m	(0:12.11)			
2	3	**WARRANT**	5	64.9	0:11.73	0:12.61 [1]	0.21L	0:36.54	+3
		Michael Rodd		Overall	1400m	(0:12.61)			
3	4	**RASHFORD**	1	63.1	0:11.56	0:12.49 [3]	0.51L	0:36.20	-2
		Justin Huxtable		400m	400m	(0:12.49)			
4	14	**YOU AND I**	11	63.4	0:11.68	0:12.28 [5]	0.52L	0:36.00	+7
		Nikita Beriman		1400m	400m	(0:12.28)			
5	12	**ARATIRI**	4	65.3	0:11.69	0:12.61 [2]	1.16L	0:36.66	+6
		Georgina Cartwright		Overall	1400m	(0:12.61)			
6	2	**FLYWHEEL**	10	63.6	0:11.60	0:12.43 [4]	1.25L	0:36.37	+7
		Angela Jones		400m	400m	(0:12.43)			
7	5	**ROCK HARD LOVE**	9	63.3	0:11.68	0:12.49 [7]	4.96L	0:36.37	+6
		Andrew Mallyon		400m	400m	(0:12.49)			
8	15	**SHAPE OF WATER**	7	62.7	0:11.75	0:12.63 [8]	6.32L	0:36.92	+8
		Cejay Graham		1400m	1400m	(0:12.63)			
9	10	**LOU VEGA**	3	62.3	0:11.73	0:12.63 [9]	6.35L	0:36.77	+5
		Robbie Dolan		1400m	1400m	(0:12.63)			
10	13	**CLASSIQUE GAL**	12	62.7	0:11.76	0:12.60 [10]	6.79L	0:36.54	+11
		Samantha Collett		1400m	1400m	(0:12.60)			

Scratched: Mayne (#1), Out Of Aces (#8)

[ ]	Ranking at each section and finish	**SCN**	Saddle cloth number
-:--.--	No data available at this section	**DNF**	Did not finish
NA	No data available	**DNT**	Did not track

data processed by TRIPLESDATA

DoombenProfessional

Race 10: LADBROKES SRM IN MULTIS Class 2 Handicap - 1640m

04 June 2025 - 16:36

BRISBANE RACING CLUB

Track Rating: Soft 5, Weather: Fine, Rail Position: +7m Entire

Section	200m	Last 600m
Field Times	0:12.57 (0:12.57)	0:36.50

Rank	TAB	Horse/Jockey	Barrier	Top Speed [km/h]	Fastest Section		Margin			Distance Travelled [m]
11	11	TEESANDCEES APPLY	13	63.2	0:11.73	0:12.41 [12]	7.11L		0:36.32	+8
		Emily Lang		400m	1400m	(0:12.41)				
12	9	BIAS	6	62.6	0:11.68	0:13.07 [11]	10.22L		0:37.72	+7
		Luke Dempsey		1200m	1400m	(0:13.07)				
13	6	CASANOVA MAN	8	62.9	0:11.67	0:12.91 [13]	10.81L		0:37.21	+5
		Dale Smith		1200m	1400m	(0:12.91)				

Scratched: Mayne (#1), Out Of Aces (#8)

[ ]	Ranking at each section and finish	**SCN**	Saddle cloth number
-:--.--	No data available at this section	**DNF**	Did not finish
NA	No data available	**DNT**	Did not track

data processed by TRIPLESDATA

Horse/Jockey Name	Becamo
Final Rank	1
Fastest Section Time (Section)	0:11.52 (1400m)
Top Speed [km/h] (Section)	62.9 (1400m)
Race State	Finished

DoombenProfessional

Race 10: LADBROKES SRM IN MULTIS Class 2 Handicap - 1640m

04 June 2025 - 16:36

Track Rating: Soft 5, Weather: Fine, Rail Position: +7m Entire

BRISBANE RACING CLUB

Section	Overall	1400m	1200m	1000m	800m	600m	400m	200m
Section Times	1:41.77 [1] (0:17.47)	1:24.30 [7] (0:11.52)	1:12.78 [7] (0:11.96)	1:00.82 [7] (0:12.08)	0:48.74 [6] (0:12.77)	0:35.97 [6] (0:12.17)	0:23.80 [6] (0:11.69)	0:12.11 [6] (0:12.11)
Average Speed [km/h]	49.2	61.6	60.1	59.6	56.6	59.0	61.7	59.3
Top Speed [km/h]	60.5	62.9	61.4	60.3	57.8	60.9	62.6	60.9
Avg. Dist. to Rail [m]	2.5	2.7	0.7	0.4	0.4	0.2	1.5	4.1
Avg. Stride Freq. [Hz]	2.2	2.4	2.3	2.3	2.3	2.3	2.4	2.4
Avg. Stride Length [m]	6.2	7.2	7.1	7.1	7.0	7.1	7.2	6.9

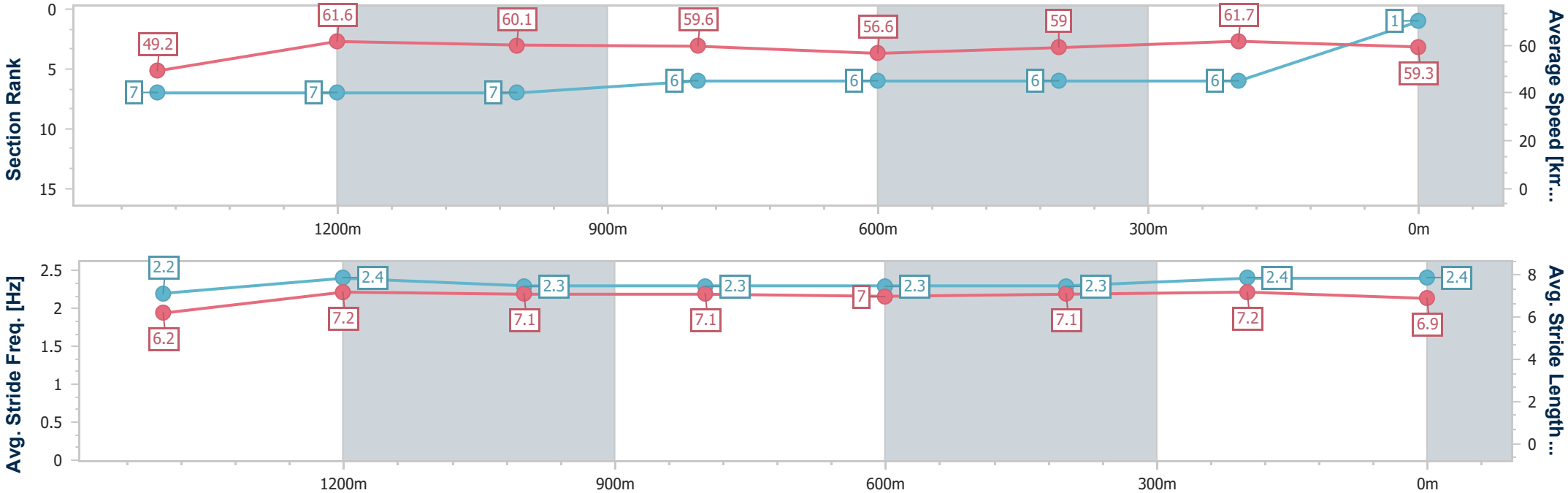

[ ]	Ranking at each section and finish
-:--.--	No data available at this section
NA	No data available

data processed by TRIPLESDATA

Horse/Jockey Name	Warrant
Final Rank	2
Fastest Section Time (Section)	0:11.73 (1400m)
Top Speed [km/h] (Section)	64.9 (Overall)
Race State	Finished

DoombenProfessional

Race 10: LADBROKES SRM IN MULTIS Class 2 Handicap - 1640m

04 June 2025 - 16:36

Track Rating: Soft 5, Weather: Fine, Rail Position: +7m Entire

BRISBANE RACING CLUB

Section	Overall	1400m	1200m	1000m	800m	600m	400m	200m
Section Times	1:41.81 [2] (0:16.22)	1:25.59 [1] (0:11.73)	1:13.86 [1] (0:11.82)	1:02.04 [1] (0:12.48)	0:49.56 [1] (0:13.02)	0:36.54 [1] (0:12.14)	0:24.40 [1] (0:11.79)	0:12.61 [1] (0:12.61)
Average Speed [km/h]	53.1	62.2	61.0	57.7	55.4	58.5	60.8	57.1
Top Speed [km/h]	64.9	64.8	62.9	59.6	56.8	60.1	62.4	60.4
Avg. Dist. to Rail [m]	1.3	1.9	1.8	1.6	0.7	2.2	1.8	1.0
Avg. Stride Freq. [Hz]	2.3	2.3	2.3	2.2	2.2	2.3	2.3	2.3
Avg. Stride Length [m]	6.3	7.5	7.5	7.3	7.0	7.0	7.2	6.9

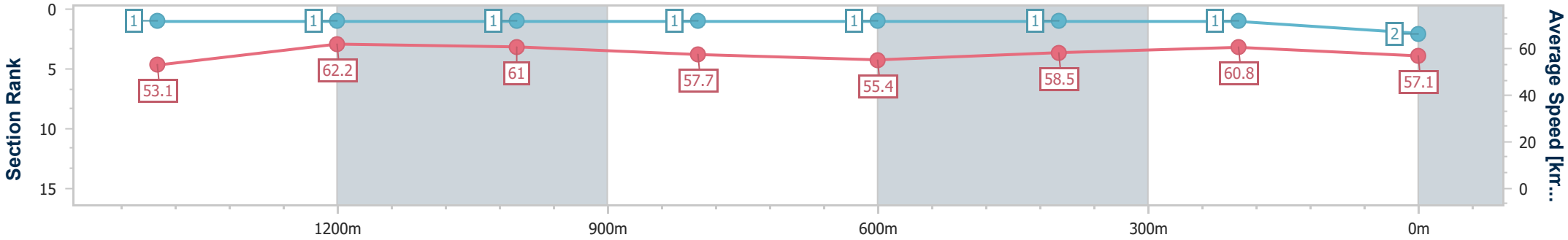

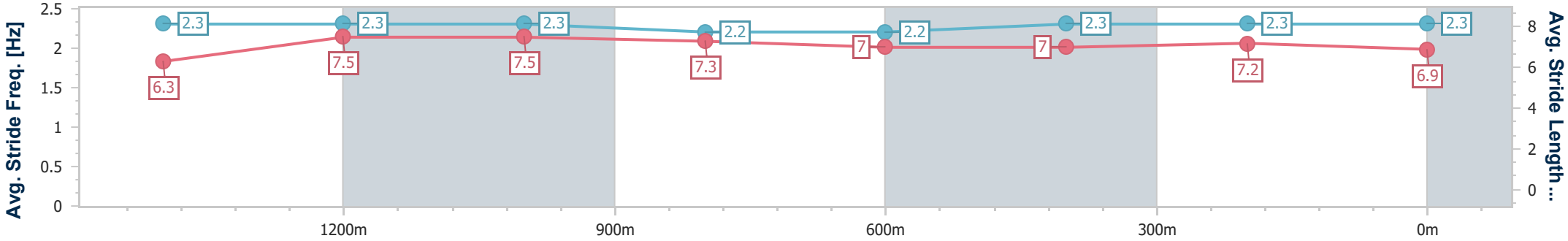

[ ]	Ranking at each section and finish
-:--.--	No data available at this section
NA	No data available

data processed by TRIPLESDATA

Horse/Jockey Name	Rashford
Final Rank	3
Fastest Section Time (Section)	0:11.56 (400m)
Top Speed [km/h] (Section)	63.1 (400m)
Race State	Finished

DoombenProfessional

Race 10: LADBROKES SRM IN MULTIS Class 2 Handicap - 1640m

04 June 2025 - 16:36

Track Rating: Soft 5, Weather: Fine, Rail Position: +7m Entire

BRISBANE RACING CLUB

Section	Overall	1400m	1200m	1000m	800m	600m	400m	200m
Section Times	1:41.86 [3] (0:16.85)	1:25.01 [4] (0:11.67)	1:13.34 [4] (0:11.98)	1:01.36 [4] (0:12.33)	0:49.03 [4] (0:12.83)	0:36.20 [4] (0:12.15)	0:24.05 [3] (0:11.56)	0:12.49 [3] (0:12.49)
Average Speed [km/h]	50.9	61.1	60.0	58.5	56.1	58.9	62.0	57.6
Top Speed [km/h]	61.8	62.0	60.7	60.2	56.8	60.8	63.1	61.1
Avg. Dist. to Rail [m]	3.1	2.1	0.2	0.4	0.2	1.0	1.3	1.0
Avg. Stride Freq. [Hz]	2.2	2.3	2.3	2.2	2.2	2.3	2.3	2.3
Avg. Stride Length [m]	6.3	7.5	7.4	7.2	7.1	7.3	7.3	6.8

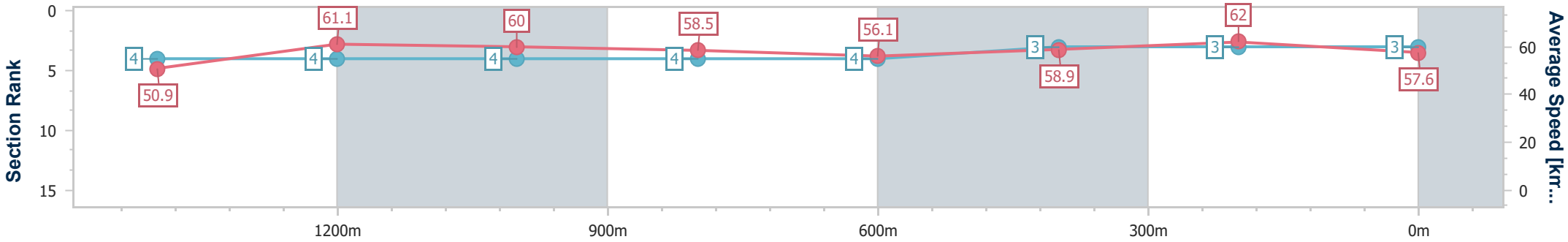

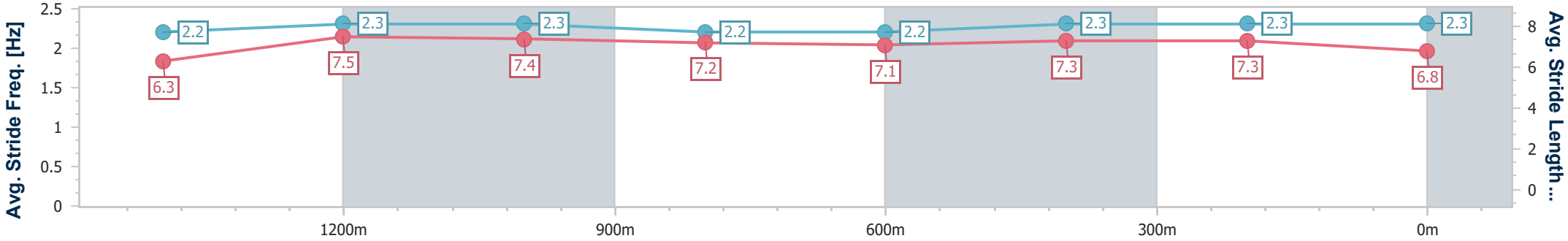

[ ]	Ranking at each section and finish
-:--.--	No data available at this section
NA	No data available

data processed by TRIPLESDATA

Horse/Jockey Name	You And I
Final Rank	4
Fastest Section Time (Section)	0:11.68 (400m)
Top Speed [km/h] (Section)	63.4 (1400m)
Race State	Finished

DoombenProfessional

Race 10: LADBROKES SRM IN MULTIS Class 2 Handicap - 1640m

04 June 2025 - 16:36

Track Rating: Soft 5, Weather: Fine, Rail Position: +7m Entire

BRISBANE RACING CLUB

Section	Overall	1400m	1200m	1000m	800m	600m	400m	200m
Section Times	1:41.86 [4] (0:17.17)	1:24.69 [6] (0:11.74)	1:12.95 [6] (0:11.94)	1:01.01 [6] (0:12.25)	0:48.76 [7] (0:12.76)	0:36.00 [7] (0:12.04)	0:23.96 [4] (0:11.68)	0:12.28 [5] (0:12.28)
Average Speed [km/h]	50.4	61.8	60.2	59.1	57.0	59.7	61.2	58.7
Top Speed [km/h]	61.9	63.4	61.3	59.4	58.7	60.7	62.2	60.7
Avg. Dist. to Rail [m]	3.5	1.2	2.1	2.1	1.7	1.2	2.2	1.1
Avg. Stride Freq. [Hz]	2.2	2.3	2.2	2.2	2.2	2.3	2.3	2.3
Avg. Stride Length [m]	6.3	7.4	7.4	7.3	7.2	7.3	7.3	7.1

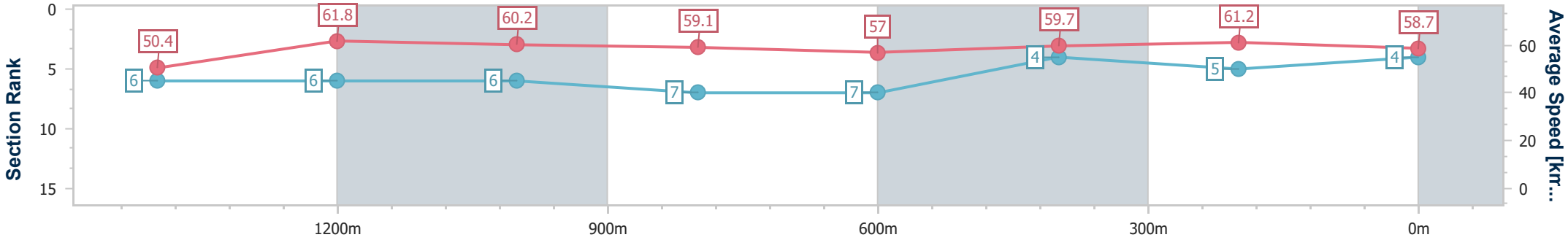

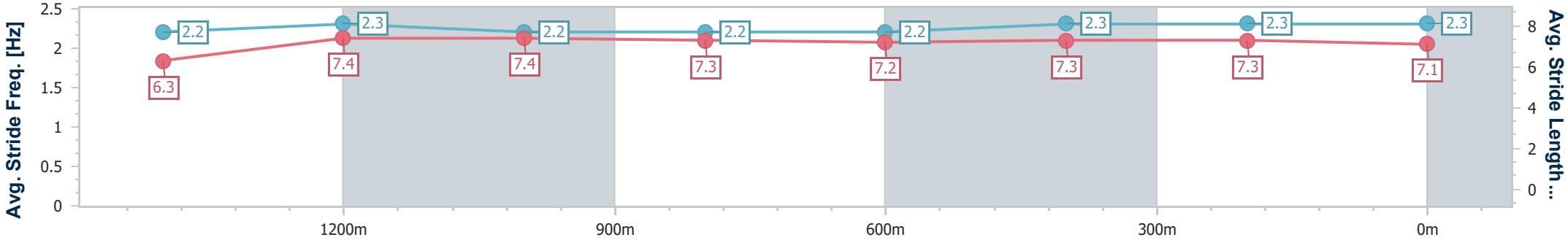

[ ]	Ranking at each section and finish
-:--.--	No data available at this section
NA	No data available

data processed by TRIPLESDATA

Horse/Jockey Name	Aratiri
Final Rank	5
Fastest Section Time (Section)	0:11.69 (1400m)
Top Speed [km/h] (Section)	65.3 (Overall)
Race State	Finished

DoombenProfessional

Race 10: LADBROKES SRM IN MULTIS Class 2 Handicap - 1640m

04 June 2025 - 16:36

Track Rating: Soft 5, Weather: Fine, Rail Position: +7m Entire

BRISBANE RACING CLUB

Section	Overall	1400m	1200m	1000m	800m	600m	400m	200m
Section Times	1:41.97 [5] (0:16.28)	1:25.69 [2] (0:11.69)	1:14.00 [2] (0:11.84)	1:02.16 [2] (0:12.48)	0:49.68 [2] (0:13.02)	0:36.66 [2] (0:12.31)	0:24.35 [2] (0:11.74)	0:12.61 [2] (0:12.61)
Average Speed [km/h]	52.9	61.6	60.9	58.0	55.7	58.5	61.3	57.0
Top Speed [km/h]	65.3	62.8	62.3	59.2	56.6	59.8	62.6	59.8
Avg. Dist. to Rail [m]	0.9	0.5	1.6	1.7	1.4	0.4	0.4	1.7
Avg. Stride Freq. [Hz]	2.4	2.5	2.4	2.4	2.3	2.4	2.5	2.4
Avg. Stride Length [m]	6.0	6.8	7.0	6.9	6.6	6.9	6.9	6.6

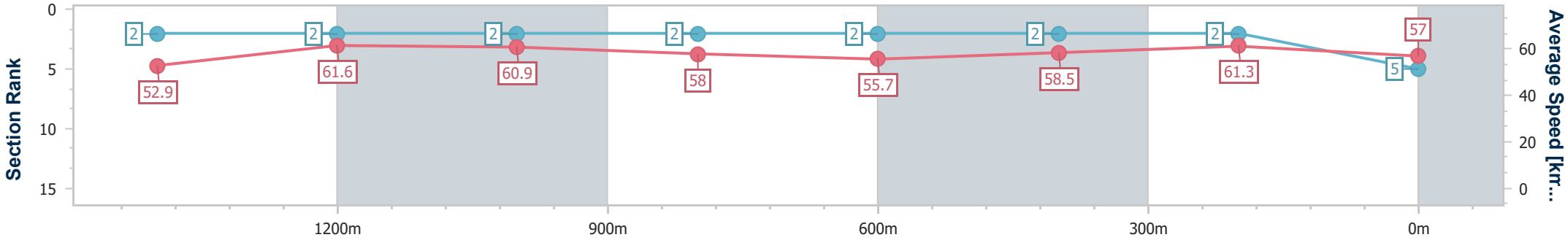

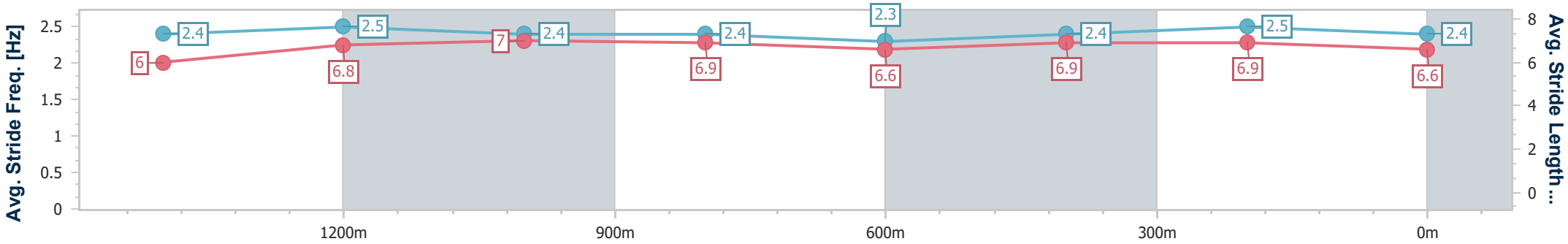

[ ]	Ranking at each section and finish
-:--.--	No data available at this section
NA	No data available

data processed by TRIPLESDATA

Horse/Jockey Name	Flywheel
Final Rank	6
Fastest Section Time (Section)	0:11.60 (400m)
Top Speed [km/h] (Section)	63.6 (400m)
Race State	Finished

DoombenProfessional

Race 10: LADBROKES SRM IN MULTIS Class 2 Handicap - 1640m

04 June 2025 - 16:36

Track Rating: Soft 5, Weather: Fine, Rail Position: +7m Entire

BRISBANE RACING CLUB

Section	Overall	1400m	1200m	1000m	800m	600m	400m	200m
Section Times	1:41.99 [6] (0:16.70)	1:25.29 [3] (0:11.73)	1:13.56 [3] (0:11.80)	1:01.76 [3] (0:12.44)	0:49.32 [3] (0:12.95)	0:36.37 [3] (0:12.34)	0:24.03 [5] (0:11.60)	0:12.43 [4] (0:12.43)
Average Speed [km/h]	51.7	61.4	61.0	58.3	56.1	58.4	62.0	57.9
Top Speed [km/h]	62.4	62.8	61.7	59.3	56.8	60.7	63.6	61.5
Avg. Dist. to Rail [m]	2.3	1.1	2.5	2.4	1.5	0.7	1.4	3.4
Avg. Stride Freq. [Hz]	2.2	2.3	2.2	2.2	2.2	2.2	2.4	2.3
Avg. Stride Length [m]	6.5	7.6	7.6	7.5	7.2	7.3	7.2	7.0

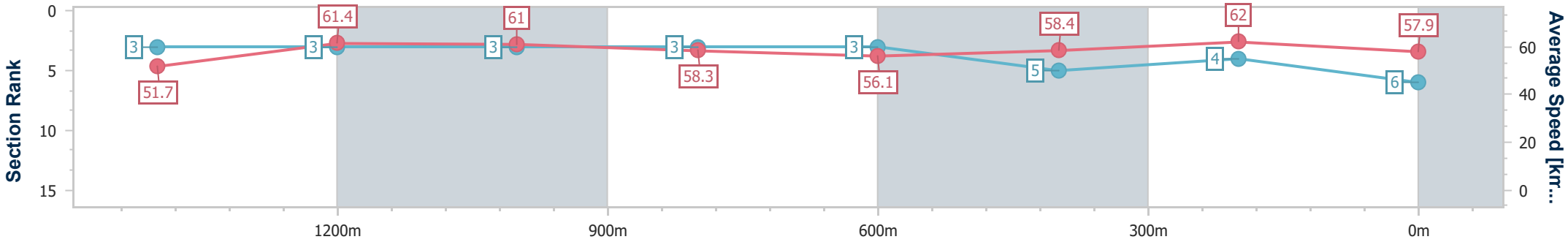

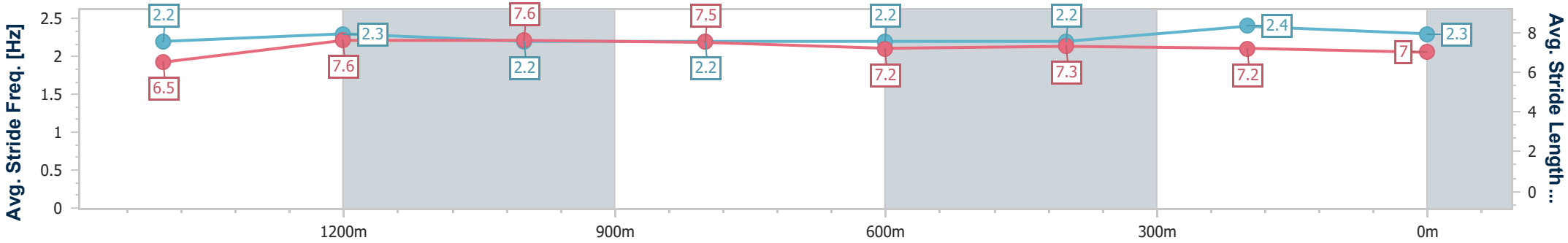

[ ]	Ranking at each section and finish
-:--.--	No data available at this section
NA	No data available

data processed by TRIPLESDATA

Horse/Jockey Name	Rock Hard Love
Final Rank	7
Fastest Section Time (Section)	0:11.68 (400m)
Top Speed [km/h] (Section)	63.3 (400m)
Race State	Finished

DoombenProfessional

Race 10: LADBROKES SRM IN MULTIS Class 2 Handicap - 1640m

04 June 2025 - 16:36

Track Rating: Soft 5, Weather: Fine, Rail Position: +7m Entire

BRISBANE RACING CLUB

Section	Overall	1400m	1200m	1000m	800m	600m	400m	200m
Section Times	1:42.62 [7] (0:17.68)	1:24.94 [9] (0:11.78)	1:13.16 [10] (0:12.08)	1:01.08 [10] (0:12.16)	0:48.92 [10] (0:12.55)	0:36.37 [10] (0:12.20)	0:24.17 [10] (0:11.68)	0:12.49 [7] (0:12.49)
Average Speed [km/h]	48.8	61.1	59.5	59.5	57.7	59.3	61.6	57.6
Top Speed [km/h]	59.2	63.2	61.6	60.5	58.9	60.8	63.3	62.2
Avg. Dist. to Rail [m]	3.0	0.7	0.4	1.4	1.2	0.9	2.8	5.6
Avg. Stride Freq. [Hz]	2.2	2.4	2.3	2.3	2.3	2.3	2.4	2.4
Avg. Stride Length [m]	6.0	7.2	7.2	7.2	7.0	7.2	7.0	6.8

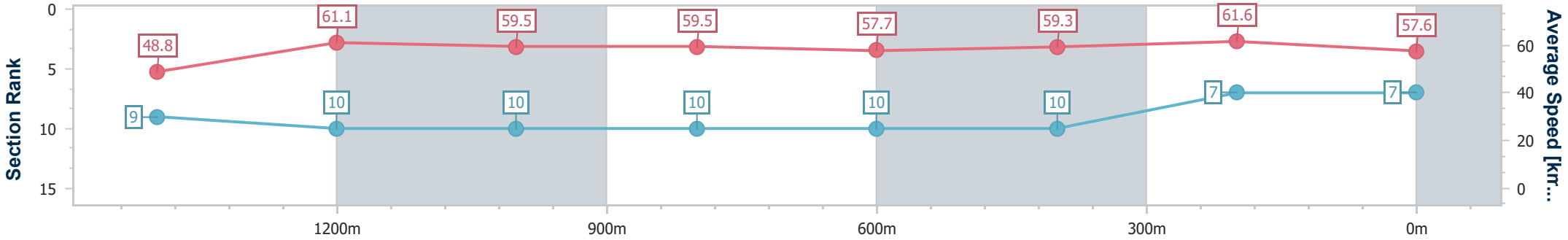

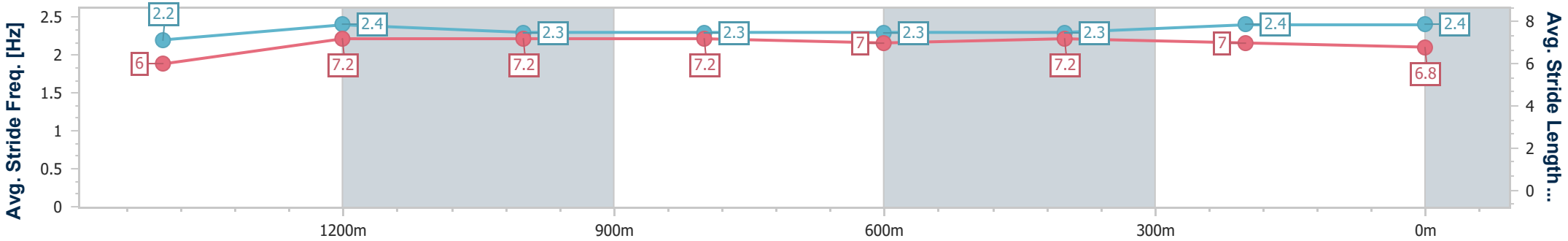

[ ]	Ranking at each section and finish
-:--.--	No data available at this section
NA	No data available

data processed by TRIPLESDATA

Horse/Jockey Name	Shape Of Water
Final Rank	8
Fastest Section Time (Section)	0:11.75 (1400m)
Top Speed [km/h] (Section)	62.7 (1400m)
Race State	Finished

DoombenProfessional

Race 10: LADBROKES SRM IN MULTIS Class 2 Handicap - 1640m

04 June 2025 - 16:36

Track Rating: Soft 5, Weather: Fine, Rail Position: +7m Entire

BRISBANE RACING CLUB

Section	Overall	1400m	1200m	1000m	800m	600m	400m	200m
Section Times	1:42.85 [8] (0:17.51)	1:25.34 [8] (0:11.75)	1:13.59 [8] (0:11.98)	1:01.61 [8] (0:12.19)	0:49.42 [9] (0:12.50)	0:36.92 [8] (0:12.42)	0:24.50 [8] (0:11.87)	0:12.63 [8] (0:12.63)
Average Speed [km/h]	49.2	60.9	60.1	59.2	58.0	58.7	60.9	57.0
Top Speed [km/h]	60.1	62.7	61.9	60.2	59.4	59.6	62.5	60.4
Avg. Dist. to Rail [m]	1.7	1.4	0.6	1.1	1.8	2.2	4.1	6.1
Avg. Stride Freq. [Hz]	2.2	2.2	2.2	2.2	2.2	2.2	2.3	2.3
Avg. Stride Length [m]	6.3	7.7	7.6	7.5	7.4	7.5	7.4	7.0

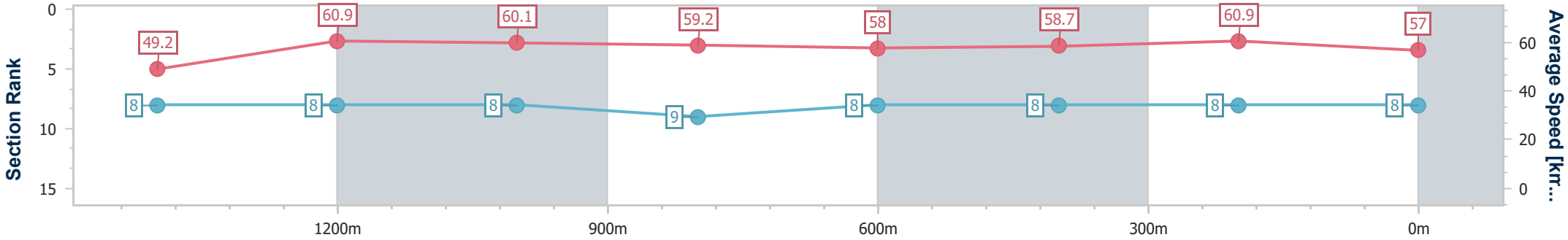

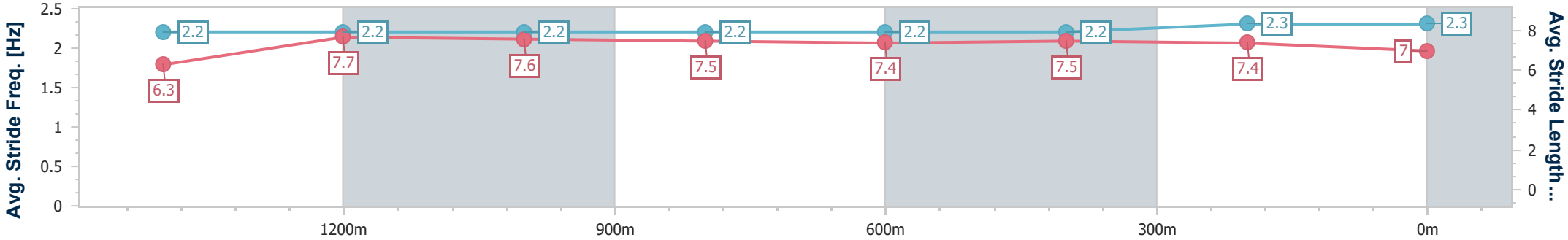

[ ]	Ranking at each section and finish
-:--.--	No data available at this section
NA	No data available

data processed by TRIPLESDATA

Horse/Jockey Name	Lou Vega
Final Rank	9
Fastest Section Time (Section)	0:11.73 (1400m)
Top Speed [km/h] (Section)	62.3 (1400m)
Race State	Finished

DoombenProfessional

Race 10: LADBROKES SRM IN MULTIS Class 2 Handicap - 1640m

04 June 2025 - 16:36

Track Rating: Soft 5, Weather: Fine, Rail Position: +7m Entire

BRISBANE RACING CLUB

Section	Overall	1400m	1200m	1000m	800m	600m	400m	200m
Section Times	1:42.85 [9] (0:17.70)	1:25.15 [10] (0:11.73)	1:13.42 [9] (0:11.90)	1:01.52 [9] (0:12.06)	0:49.46 [8] (0:12.69)	0:36.77 [9] (0:12.30)	0:24.47 [9] (0:11.84)	0:12.63 [9] (0:12.63)
Average Speed [km/h]	48.7	61.2	60.5	59.9	57.0	58.6	60.7	57.1
Top Speed [km/h]	59.2	62.3	61.8	60.2	59.2	60.6	62.1	60.9
Avg. Dist. to Rail [m]	1.2	0.9	1.0	0.9	1.0	0.5	2.4	3.7
Avg. Stride Freq. [Hz]	2.1	2.1	2.1	2.1	2.1	2.2	2.2	2.2
Avg. Stride Length [m]	6.6	8.0	7.9	7.9	7.5	7.5	7.5	7.3

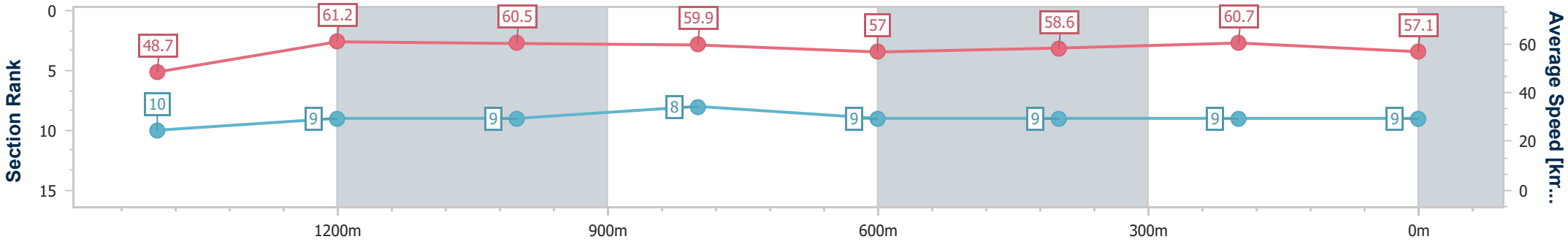

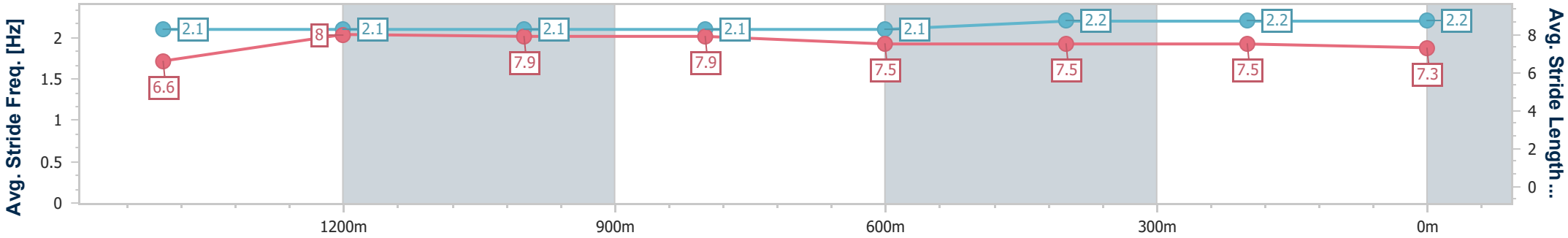

[ ]	Ranking at each section and finish
-:--.--	No data available at this section
NA	No data available

data processed by TRIPLESDATA

Horse/Jockey Name	Classique Gal
Final Rank	10
Fastest Section Time (Section)	0:11.76 (1400m)
Top Speed [km/h] (Section)	62.7 (1400m)
Race State	Finished

DoombenProfessional

Race 10: LADBROKES SRM IN MULTIS Class 2 Handicap - 1640m

04 June 2025 - 16:36

Track Rating: Soft 5, Weather: Fine, Rail Position: +7m Entire

BRISBANE RACING CLUB

Section	Overall	1400m	1200m	1000m	800m	600m	400m	200m
Section Times	1:42.93 [10] (0:18.03)	1:24.90 [11] (0:11.76)	1:13.14 [11] (0:11.96)	1:01.18 [12] (0:12.24)	0:48.94 [12] (0:12.40)	0:36.54 [11] (0:12.16)	0:24.38 [11] (0:11.78)	0:12.60 [10] (0:12.60)
Average Speed [km/h]	47.8	61.4	60.1	59.1	58.8	59.7	61.5	57.2
Top Speed [km/h]	59.3	62.7	61.7	59.9	59.6	61.0	62.2	61.0
Avg. Dist. to Rail [m]	2.8	0.5	1.4	1.5	2.2	2.1	4.0	7.3
Avg. Stride Freq. [Hz]	2.1	2.3	2.3	2.3	2.3	2.3	2.4	2.3
Avg. Stride Length [m]	6.2	7.3	7.3	7.2	7.1	7.2	7.2	6.8

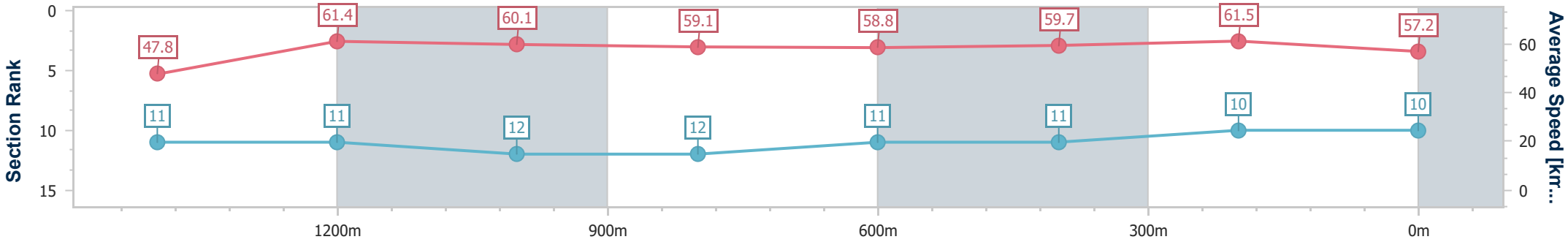

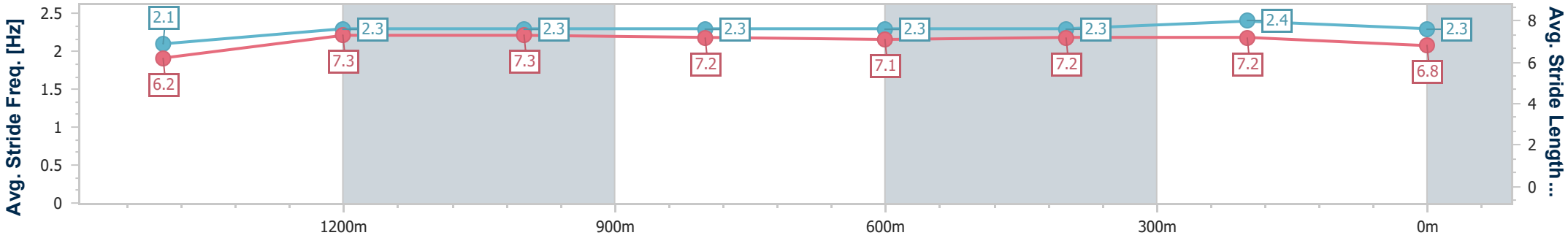

[ ]	Ranking at each section and finish
-:--.--	No data available at this section
NA	No data available

data processed by TRIPLESDATA

Horse/Jockey Name	Teesandcees Apply
Final Rank	11
Fastest Section Time (Section)	0:11.73 (1400m)
Top Speed [km/h] (Section)	63.2 (400m)
Race State	Finished

DoombenProfessional

Race 10: LADBROKES SRM IN MULTIS Class 2 Handicap - 1640m

04 June 2025 - 16:36

Track Rating: Soft 5, Weather: Fine, Rail Position: +7m Entire

BRISBANE RACING CLUB

Section	Overall	1400m	1200m	1000m	800m	600m	400m	200m
Section Times	1:42.98 [11] (0:18.62)	1:24.36 [13] (0:11.73)	1:12.63 [13] (0:11.91)	1:00.72 [13] (0:12.08)	0:48.64 [13] (0:12.32)	0:36.32 [13] (0:12.12)	0:24.20 [13] (0:11.79)	0:12.41 [12] (0:12.41)
Average Speed [km/h]	46.6	61.3	60.7	59.6	58.6	59.8	61.2	58.0
Top Speed [km/h]	59.3	62.6	62.4	61.0	60.9	60.9	63.2	60.2
Avg. Dist. to Rail [m]	3.7	0.5	1.1	0.9	0.6	0.9	2.8	4.5
Avg. Stride Freq. [Hz]	2.1	2.2	2.2	2.2	2.2	2.3	2.3	2.3
Avg. Stride Length [m]	6.2	7.7	7.7	7.5	7.4	7.4	7.2	7.0

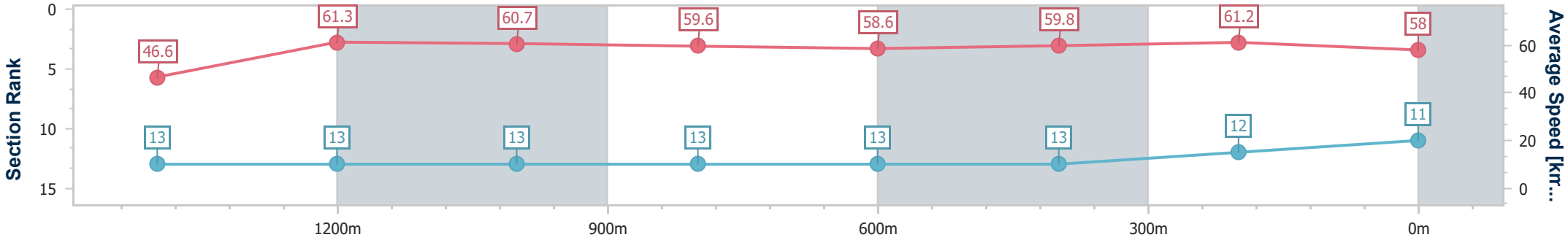

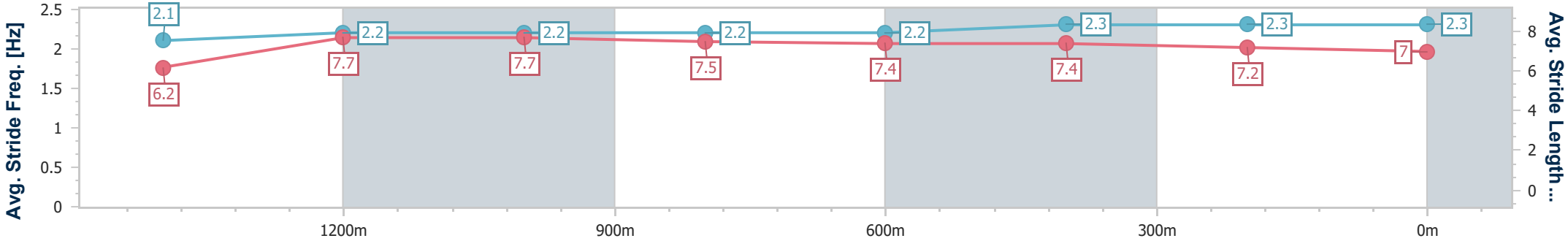

[ ]	Ranking at each section and finish
-:--.--	No data available at this section
NA	No data available

data processed by TRIPLESDATA

Horse/Jockey Name	Bias
Final Rank	12
Fastest Section Time (Section)	0:11.68 (1400m)
Top Speed [km/h] (Section)	62.6 (1200m)
Race State	Finished

DoombenProfessional

Race 10: LADBROKES SRM IN MULTIS Class 2 Handicap - 1640m

04 June 2025 - 16:36

Track Rating: Soft 5, Weather: Fine, Rail Position: +7m Entire

BRISBANE RACING CLUB

Section	Overall	1400m	1200m	1000m	800m	600m	400m	200m
Section Times	1:43.51 [12] (0:17.07)	1:26.44 [5] (0:11.68)	1:14.76 [5] (0:11.92)	1:02.84 [5] (0:12.30)	0:50.54 [5] (0:12.82)	0:37.72 [5] (0:12.49)	0:25.23 [7] (0:12.16)	0:13.07 [11] (0:13.07)
Average Speed [km/h]	50.5	61.7	60.2	59.0	56.5	57.8	59.3	55.2
Top Speed [km/h]	61.1	62.4	62.6	59.8	57.4	59.1	61.0	58.3
Avg. Dist. to Rail [m]	1.4	0.7	0.9	1.5	1.5	0.7	1.5	3.2
Avg. Stride Freq. [Hz]	2.3	2.3	2.2	2.2	2.2	2.2	2.3	2.2
Avg. Stride Length [m]	6.2	7.6	7.5	7.3	7.2	7.3	7.2	6.9

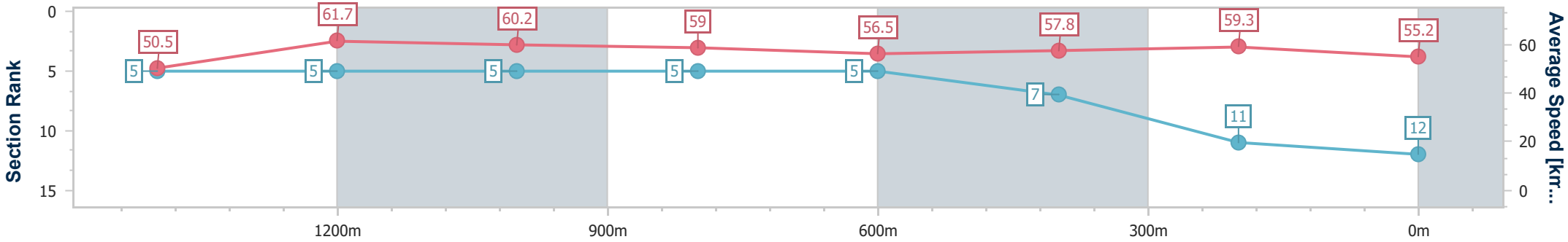

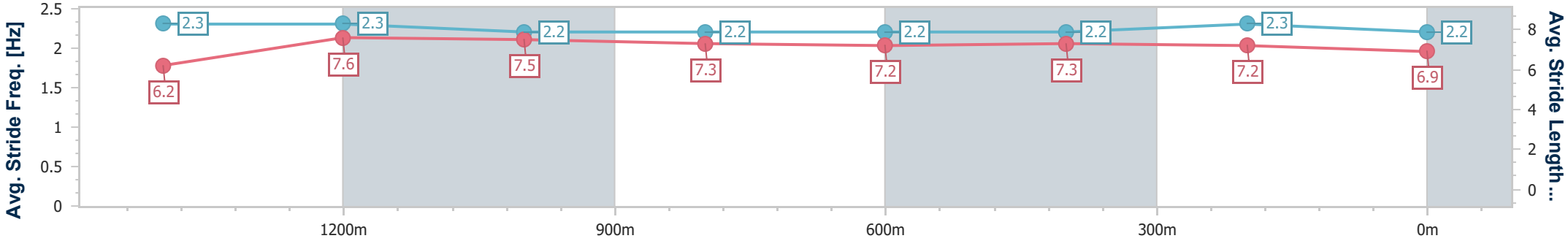

[ ]	Ranking at each section and finish
-:--.--	No data available at this section
NA	No data available

data processed by TRIPLESDATA

Horse/Jockey Name	Casanova Man
Final Rank	13
Fastest Section Time (Section)	0:11.67 (1400m)
Top Speed [km/h] (Section)	62.9 (1200m)
Race State	Finished

DoombenProfessional

Race 10: LADBROKES SRM IN MULTIS Class 2 Handicap - 1640m

04 June 2025 - 16:36

Track Rating: Soft 5, Weather: Fine, Rail Position: +7m Entire

BRISBANE RACING CLUB

Section	Overall	1400m	1200m	1000m	800m	600m	400m	200m
Section Times	1:43.61 [13] (0:18.25)	1:25.36 [12] (0:11.67)	1:13.69 [12] (0:11.82)	1:01.87 [11] (0:12.17)	0:49.70 [11] (0:12.49)	0:37.21 [12] (0:12.33)	0:24.88 [12] (0:11.97)	0:12.91 [13] (0:12.91)
Average Speed [km/h]	47.2	61.0	60.9	59.5	58.2	58.7	60.2	55.6
Top Speed [km/h]	59.5	62.0	62.9	60.0	59.4	60.2	61.2	59.7
Avg. Dist. to Rail [m]	2.7	1.7	0.9	1.1	1.8	0.8	1.9	1.8
Avg. Stride Freq. [Hz]	2.2	2.3	2.3	2.3	2.3	2.3	2.3	2.3
Avg. Stride Length [m]	6.0	7.3	7.3	7.2	7.1	7.2	7.2	6.8

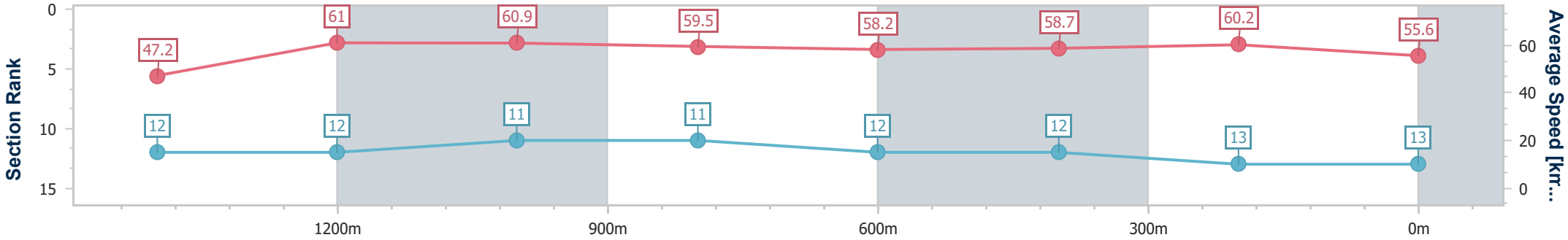

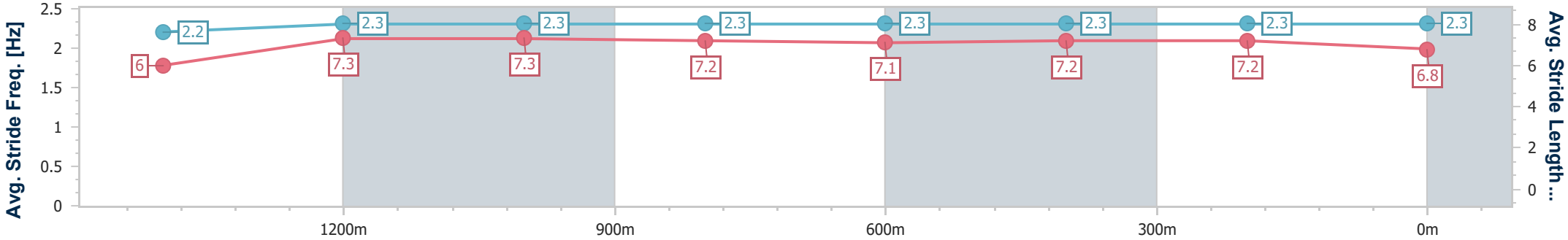

[ ]	Ranking at each section and finish
-:--.--	No data available at this section
NA	No data available

data processed by TRIPLESDATA