



# Aquis Park Gold Coast Professional

## Race 1: CORDNER TAX ADVISORY Maiden Plate - 2228m

07 June 2025 - 12:34



Track Rating: Soft 5, Weather: Fine, Rail Position: +5m 1000m-W/Post, +4m

| Section     |     |                  |         |                     |                    | Overall              | 2000m                | 1800m                | 1600m                | 1400m                | 1200m                | 1000m                | Last 600m |     |                           |
|-------------|-----|------------------|---------|---------------------|--------------------|----------------------|----------------------|----------------------|----------------------|----------------------|----------------------|----------------------|-----------|-----|---------------------------|
| Field Times |     |                  |         |                     |                    | 2:22.15<br>(0:15.88) | 2:06.27<br>(0:12.29) | 1:53.98<br>(0:12.87) | 1:41.11<br>(0:13.51) | 1:27.60<br>(0:13.32) | 1:14.28<br>(0:12.86) | 1:01.42<br>(0:13.03) | 0:35.98   |     |                           |
| Rank        | TAB | Horse/Jockey     | Barrier | Top Speed<br>[km/h] | Fastest<br>Section |                      |                      |                      |                      |                      |                      |                      |           |     | Distance<br>Travelled [m] |
| 1           | 2   | ABOVEFORTY       | 1       | 62.5                | 0:11.82            | 2:22.15 [1]          | 2:05.89 [3]          | 1:53.65 [3]          | 1:40.72 [3]          | 1:27.11 [3]          | 1:13.76 [3]          | 1:00.98 [3]          | 0:35.68   |     |                           |
|             |     | Ron Stewart      |         | 600m                | 600m               | (0:16.26)            | (0:12.24)            | (0:12.93)            | (0:13.61)            | (0:13.35)            | (0:12.78)            | (0:13.02)            |           |     |                           |
| 2           | 5   | STATE OF AFFAIRS | 2       | 65.1                | 0:11.67            | 2:22.17 [2]          | 2:05.49 [4]          | 1:53.39 [4]          | 1:40.50 [4]          | 1:27.05 [4]          | 1:13.68 [4]          | 1:00.89 [4]          | 0:35.56   | +3  |                           |
|             |     | Danny Peisley    |         | 600m                | 600m               | (0:16.68)            | (0:12.10)            | (0:12.89)            | (0:13.45)            | (0:13.37)            | (0:12.79)            | (0:13.06)            |           |     |                           |
| 3           | 4   | PREFER TO DANCE  | 4       | 63.4                | 0:11.92            | 2:22.84 [3]          | 2:06.96 [1]          | 1:54.67 [1]          | 1:41.80 [1]          | 1:28.29 [1]          | 1:14.97 [1]          | 1:02.11 [1]          | 0:36.67   | +3  |                           |
|             |     | Emily Lang       |         | Overall             | 600m               | (0:15.88)            | (0:12.29)            | (0:12.87)            | (0:13.51)            | (0:13.32)            | (0:12.86)            | (0:13.03)            |           |     |                           |
| 4           | 6   | STYNSY           | 8       | 64.4                | 0:11.85            | 2:22.87 [4]          | 2:05.72 [8]          | 1:53.87 [6]          | 1:40.99 [5]          | 1:27.49 [6]          | 1:14.08 [6]          | 1:01.34 [6]          | 0:35.94   | +6  |                           |
|             |     | Luke Dempsey     |         | 2000m               | 2000m              | (0:17.15)            | (0:11.85)            | (0:12.88)            | (0:13.50)            | (0:13.41)            | (0:12.74)            | (0:13.04)            |           |     |                           |
| 5           | 9   | KEY COMPONENT    | 7       | 63.0                | 0:11.84            | 2:23.05 [5]          | 2:06.00 [6]          | 1:53.98 [7]          | 1:40.79 [7]          | 1:27.40 [7]          | 1:14.01 [7]          | 1:01.37 [7]          | 0:35.88   | +10 |                           |
|             |     | Dale Smith       |         | 600m                | 600m               | (0:17.05)            | (0:12.02)            | (0:13.19)            | (0:13.39)            | (0:13.39)            | (0:12.64)            | (0:13.06)            |           |     |                           |
| 6           | 7   | BOLERO           | 6       | 62.3                | 0:11.87            | 2:23.31 [6]          | 2:06.51 [5]          | 1:54.40 [5]          | 1:41.39 [6]          | 1:28.12 [5]          | 1:14.63 [5]          | 1:01.87 [5]          | 0:36.35   | +0  |                           |
|             |     | Amy Graham       |         | Overall             | 600m               | (0:16.80)            | (0:12.11)            | (0:13.01)            | (0:13.27)            | (0:13.49)            | (0:12.76)            | (0:13.03)            |           |     |                           |
| 7           | 3   | PIERANT          | 3       | 62.3                | 0:11.87            | 2:23.50 [7]          | 2:07.41 [2]          | 1:55.15 [2]          | 1:42.27 [2]          | 1:28.82 [2]          | 1:15.55 [2]          | 1:02.67 [2]          | 0:37.26   | +4  |                           |
|             |     | Micheal Hellyer  |         | Overall             | 600m               | (0:16.09)            | (0:12.26)            | (0:12.88)            | (0:13.45)            | (0:13.27)            | (0:12.88)            | (0:13.05)            |           |     |                           |
| 8           | 8   | SHAMIC           | 5       | 62.7                | 0:11.76            | 2:25.56 [8]          | 2:08.49 [7]          | 1:56.41 [8]          | 1:43.29 [8]          | 1:29.84 [8]          | 1:16.47 [8]          | 1:03.80 [8]          | 0:38.42   | -2  |                           |
|             |     | Luke Tarrant     |         | 2000m               | 600m               | (0:17.07)            | (0:12.08)            | (0:13.12)            | (0:13.45)            | (0:13.37)            | (0:12.67)            | (0:13.02)            |           |     |                           |

Scratched: O'caldino (#1)



# Aquis Park Gold Coast Professional

## Race 1: CORDNER TAX ADVISORY Maiden Plate - 2228m

07 June 2025 - 12:34



Track Rating: Soft 5, Weather: Fine, Rail Position: +5m 1000m-W/Post, +4m

| Section |     | Field Times                       |         |                     |                    | 800m                     | 600m                     | 400m                     | 200m                     | Last 600m |                           |
|---------|-----|-----------------------------------|---------|---------------------|--------------------|--------------------------|--------------------------|--------------------------|--------------------------|-----------|---------------------------|
|         |     |                                   |         |                     |                    | 0:48.39<br>(0:12.41)     | 0:35.98<br>(0:11.92)     | 0:24.06<br>(0:11.99)     | 0:12.07<br>(0:12.07)     | 0:35.98   |                           |
| Rank    | TAB | Horse/Jockey                      | Barrier | Top Speed<br>[km/h] | Fastest<br>Section | Margin                   |                          |                          |                          |           | Distance<br>Travelled [m] |
| 1       | 2   | ABOVEFORTY<br>Ron Stewart         | 1       | 62.5<br>600m        | 0:11.82<br>600m    | 0:47.96 [3]<br>(0:12.28) | 0:35.68 [3]<br>(0:11.82) | 0:23.86 [4]<br>(0:11.90) | 0:11.96 [3]<br>(0:11.96) | 2:22.15   | 0:35.68                   |
| 2       | 5   | STATE OF AFFAIRS<br>Danny Peisley | 2       | 65.1<br>600m        | 0:11.67<br>600m    | 0:47.83 [4]<br>(0:12.27) | 0:35.56 [4]<br>(0:11.67) | 0:23.89 [3]<br>(0:11.80) | 0:12.09 [1]<br>(0:12.09) | 0.1L      | 0:35.56 +3                |
| 3       | 4   | PREFER TO DANCE<br>Emily Lang     | 4       | 63.4<br>Overall     | 0:11.92<br>600m    | 0:49.08 [1]<br>(0:12.41) | 0:36.67 [1]<br>(0:11.92) | 0:24.75 [1]<br>(0:12.10) | 0:12.65 [2]<br>(0:12.65) | 3.9L      | 0:36.67 +3                |
| 4       | 6   | STYNSY<br>Luke Dempsey            | 8       | 64.4<br>2000m       | 0:11.85<br>2000m   | 0:48.30 [6]<br>(0:12.36) | 0:35.94 [5]<br>(0:11.90) | 0:24.04 [5]<br>(0:11.88) | 0:12.16 [5]<br>(0:12.16) | 4.1L      | 0:35.94 +6                |
| 5       | 9   | KEY COMPONENT<br>Dale Smith       | 7       | 63.0<br>600m        | 0:11.84<br>600m    | 0:48.31 [7]<br>(0:12.43) | 0:35.88 [8]<br>(0:11.84) | 0:24.04 [8]<br>(0:11.92) | 0:12.12 [7]<br>(0:12.12) | 5.1L      | 0:35.88 +10               |
| 6       | 7   | BOLERO<br>Amy Graham              | 6       | 62.3<br>Overall     | 0:11.87<br>600m    | 0:48.84 [5]<br>(0:12.49) | 0:36.35 [6]<br>(0:11.87) | 0:24.48 [6]<br>(0:12.10) | 0:12.38 [6]<br>(0:12.38) | 6.6L      | 0:36.35 +0                |
| 7       | 3   | PIERANT<br>Micheal Hellyer        | 3       | 62.3<br>Overall     | 0:11.87<br>600m    | 0:49.62 [2]<br>(0:12.36) | 0:37.26 [2]<br>(0:11.87) | 0:25.39 [2]<br>(0:12.23) | 0:13.16 [4]<br>(0:13.16) | 7.6L      | 0:37.26 +4                |
| 8       | 8   | SHAMIC<br>Luke Tarrant            | 5       | 62.7<br>2000m       | 0:11.76<br>600m    | 0:50.78 [8]<br>(0:12.36) | 0:38.42 [7]<br>(0:11.76) | 0:26.66 [7]<br>(0:12.14) | 0:14.52 [8]<br>(0:14.52) | 19.6L     | 0:38.42 -2                |

Scratched: O'caldino (#1)



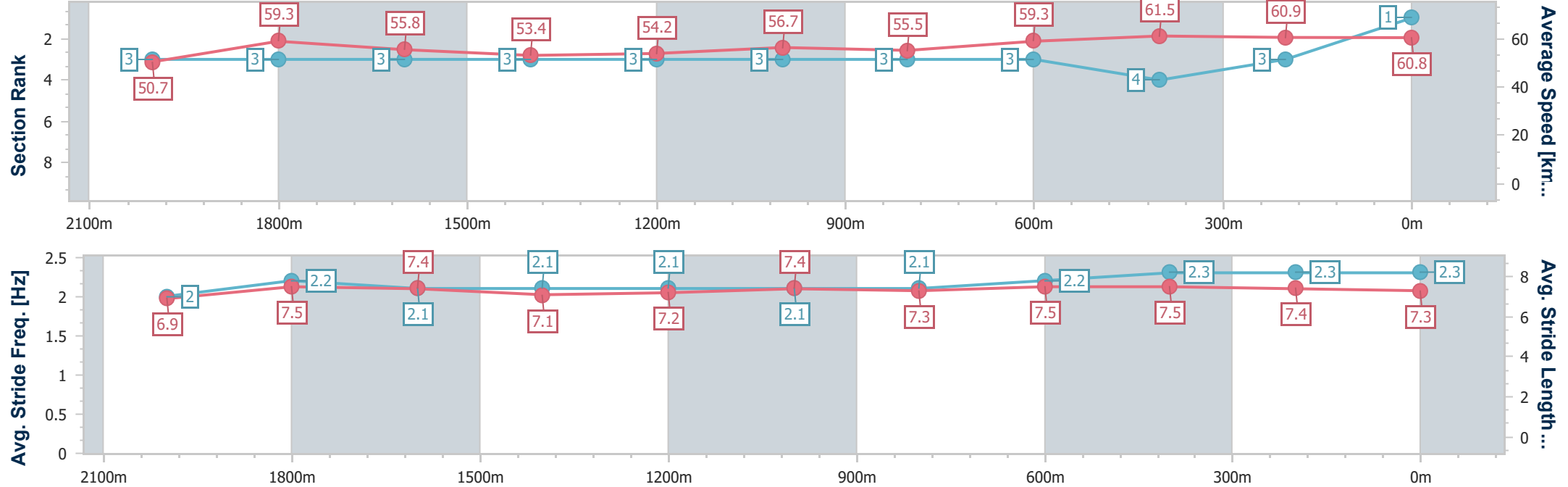
|                                |                |
|--------------------------------|----------------|
| Horse/Jockey Name              | Aboveforty     |
| Final Rank                     | 1              |
| Fastest Section Time (Section) | 0:11.82 (600m) |
| Top Speed [km/h] (Section)     | 62.5 (600m)    |
| Race State                     | Finished       |



Aquis Park Gold CoastProfessional  
Race 1: CORDNER TAX ADVISORY Maiden Plate - 2228m  
07 June 2025 - 12:34  
Track Rating: Soft 5, Weather: Fine, Rail Position: +5m 1000m-  
W/Post, +4m



| Section                | Overall                  | 2000m                    | 1800m                    | 1600m                    | 1400m                    | 1200m                    | 1000m                    | 800m                     | 600m                     | 400m                     | 200m                     |  |  |
|------------------------|--------------------------|--------------------------|--------------------------|--------------------------|--------------------------|--------------------------|--------------------------|--------------------------|--------------------------|--------------------------|--------------------------|--|--|
| Section Times          | 2:22.15 [1]<br>(0:16.26) | 2:05.89 [3]<br>(0:12.24) | 1:53.65 [3]<br>(0:12.93) | 1:40.72 [3]<br>(0:13.61) | 1:27.11 [3]<br>(0:13.35) | 1:13.76 [3]<br>(0:12.78) | 1:00.98 [3]<br>(0:13.02) | 0:47.96 [3]<br>(0:12.28) | 0:35.68 [3]<br>(0:11.82) | 0:23.86 [4]<br>(0:11.90) | 0:11.96 [3]<br>(0:11.96) |  |  |
| Average Speed [km/h]   | 50.7                     | 59.3                     | 55.8                     | 53.4                     | 54.2                     | 56.7                     | 55.5                     | 59.3                     | 61.5                     | 60.9                     | 60.8                     |  |  |
| Top Speed [km/h]       | 61.0                     | 62.0                     | 57.4                     | 56.0                     | 55.4                     | 57.7                     | 56.2                     | 61.6                     | 62.5                     | 61.9                     | 61.0                     |  |  |
| Avg. Dist. to Rail [m] | 1.0                      | 0.6                      | 0.4                      | 1.1                      | 0.9                      | 0.6                      | 0.7                      | 1.2                      | 1.0                      | 3.2                      | 1.8                      |  |  |
| Avg. Stride Freq. [Hz] | 2.0                      | 2.2                      | 2.1                      | 2.1                      | 2.1                      | 2.1                      | 2.1                      | 2.2                      | 2.3                      | 2.3                      | 2.3                      |  |  |
| Avg. Stride Length [m] | 6.9                      | 7.5                      | 7.4                      | 7.1                      | 7.2                      | 7.4                      | 7.3                      | 7.5                      | 7.5                      | 7.4                      | 7.3                      |  |  |



[ ] Ranking at each section and finish  
-.-.- No data available at this section  
NA No data available



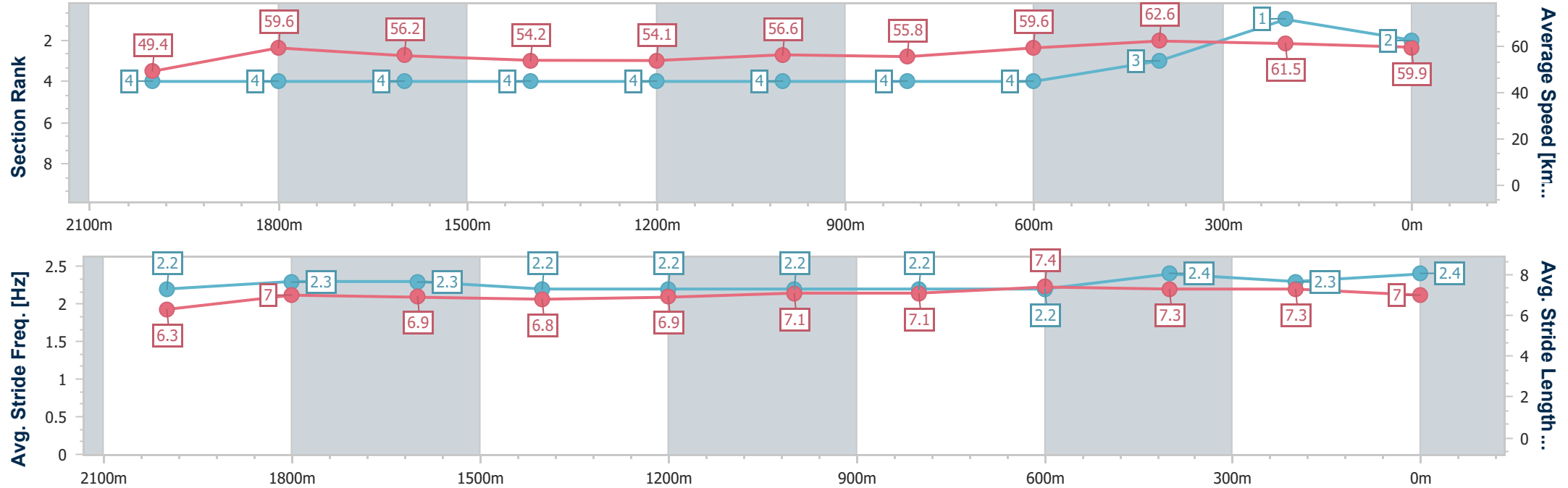
|                                |                  |
|--------------------------------|------------------|
| Horse/Jockey Name              | State Of Affairs |
| Final Rank                     | 2                |
| Fastest Section Time (Section) | 0:11.67 (600m)   |
| Top Speed [km/h] (Section)     | 65.1 (600m)      |
| Race State                     | Finished         |



Aquis Park Gold CoastProfessional  
Race 1: CORDNER TAX ADVISORY Maiden Plate - 2228m  
07 June 2025 - 12:34  
Track Rating: Soft 5, Weather: Fine, Rail Position: +5m 1000m-  
W/Post, +4m



| Section                | Overall                  | 2000m                    | 1800m                    | 1600m                    | 1400m                    | 1200m                    | 1000m                    | 800m                     | 600m                     | 400m                     | 200m                     |  |  |
|------------------------|--------------------------|--------------------------|--------------------------|--------------------------|--------------------------|--------------------------|--------------------------|--------------------------|--------------------------|--------------------------|--------------------------|--|--|
| Section Times          | 2:22.17 [2]<br>(0:16.68) | 2:05.49 [4]<br>(0:12.10) | 1:53.39 [4]<br>(0:12.89) | 1:40.50 [4]<br>(0:13.45) | 1:27.05 [4]<br>(0:13.37) | 1:13.68 [4]<br>(0:12.79) | 1:00.89 [4]<br>(0:13.06) | 0:47.83 [4]<br>(0:12.27) | 0:35.56 [4]<br>(0:11.67) | 0:23.89 [3]<br>(0:11.80) | 0:12.09 [1]<br>(0:12.09) |  |  |
| Average Speed [km/h]   | 49.4                     | 59.6                     | 56.2                     | 54.2                     | 54.1                     | 56.6                     | 55.8                     | 59.6                     | 62.6                     | 61.5                     | 59.9                     |  |  |
| Top Speed [km/h]       | 61.8                     | 60.9                     | 57.8                     | 56.2                     | 55.0                     | 58.0                     | 56.8                     | 62.8                     | 65.1                     | 62.3                     | 60.7                     |  |  |
| Avg. Dist. to Rail [m] | 0.6                      | 0.4                      | 1.1                      | 1.4                      | 1.4                      | 1.9                      | 1.7                      | 2.4                      | 2.5                      | 3.9                      | 1.7                      |  |  |
| Avg. Stride Freq. [Hz] | 2.2                      | 2.3                      | 2.3                      | 2.2                      | 2.2                      | 2.2                      | 2.2                      | 2.2                      | 2.4                      | 2.3                      | 2.4                      |  |  |
| Avg. Stride Length [m] | 6.3                      | 7.0                      | 6.9                      | 6.8                      | 6.9                      | 7.1                      | 7.1                      | 7.4                      | 7.3                      | 7.3                      | 7.0                      |  |  |



[ ] Ranking at each section and finish  
-.-.- No data available at this section  
NA No data available



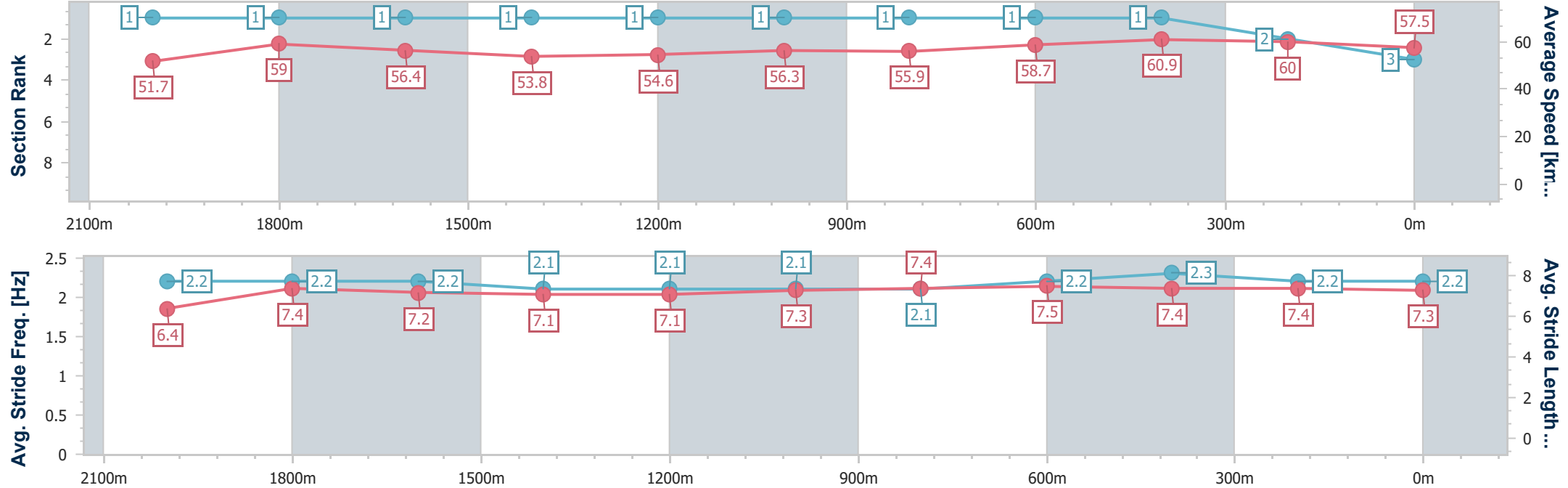
|                                |                 |
|--------------------------------|-----------------|
| Horse/Jockey Name              | Prefer To Dance |
| Final Rank                     | 3               |
| Fastest Section Time (Section) | 0:11.92 (600m)  |
| Top Speed [km/h] (Section)     | 63.4 (Overall)  |
| Race State                     | Finished        |



Aquis Park Gold CoastProfessional  
Race 1: CORDNER TAX ADVISORY Maiden Plate - 2228m  
07 June 2025 - 12:34  
Track Rating: Soft 5, Weather: Fine, Rail Position: +5m 1000m-  
W/Post, +4m



| Section                | Overall                  | 2000m                    | 1800m                    | 1600m                    | 1400m                    | 1200m                    | 1000m                    | 800m                     | 600m                     | 400m                     | 200m                     |  |  |
|------------------------|--------------------------|--------------------------|--------------------------|--------------------------|--------------------------|--------------------------|--------------------------|--------------------------|--------------------------|--------------------------|--------------------------|--|--|
| Section Times          | 2:22.84 [3]<br>(0:15.88) | 2:06.96 [1]<br>(0:12.29) | 1:54.67 [1]<br>(0:12.87) | 1:41.80 [1]<br>(0:13.51) | 1:28.29 [1]<br>(0:13.32) | 1:14.97 [1]<br>(0:12.86) | 1:02.11 [1]<br>(0:13.03) | 0:49.08 [1]<br>(0:12.41) | 0:36.67 [1]<br>(0:11.92) | 0:24.75 [1]<br>(0:12.10) | 0:12.65 [2]<br>(0:12.65) |  |  |
| Average Speed [km/h]   | 51.7                     | 59.0                     | 56.4                     | 53.8                     | 54.6                     | 56.3                     | 55.9                     | 58.7                     | 60.9                     | 60.0                     | 57.5                     |  |  |
| Top Speed [km/h]       | 63.4                     | 62.5                     | 57.6                     | 56.0                     | 55.9                     | 57.1                     | 56.0                     | 60.6                     | 62.1                     | 60.6                     | 58.2                     |  |  |
| Avg. Dist. to Rail [m] | 2.8                      | 1.0                      | 0.4                      | 0.8                      | 0.6                      | 0.4                      | 0.9                      | 1.6                      | 1.2                      | 1.5                      | 0.2                      |  |  |
| Avg. Stride Freq. [Hz] | 2.2                      | 2.2                      | 2.2                      | 2.1                      | 2.1                      | 2.1                      | 2.1                      | 2.2                      | 2.3                      | 2.2                      | 2.2                      |  |  |
| Avg. Stride Length [m] | 6.4                      | 7.4                      | 7.2                      | 7.1                      | 7.1                      | 7.3                      | 7.4                      | 7.5                      | 7.4                      | 7.4                      | 7.3                      |  |  |



[ ] Ranking at each section and finish  
-.-.- No data available at this section  
NA No data available



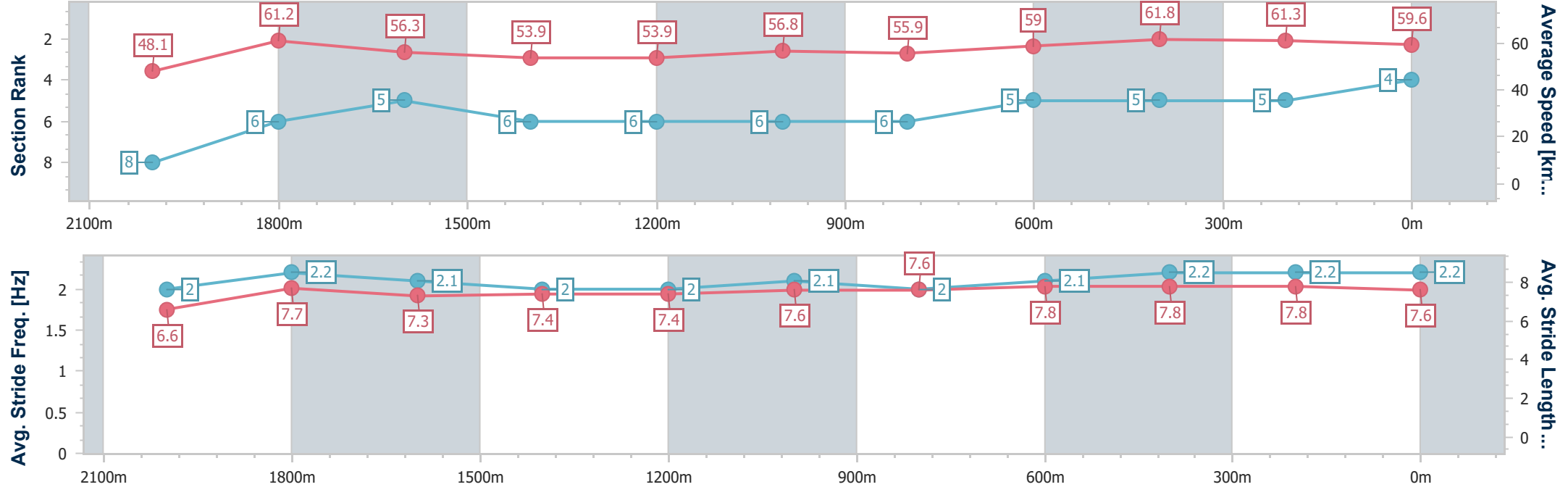
|                                |                 |
|--------------------------------|-----------------|
| Horse/Jockey Name              | Stynsy          |
| Final Rank                     | 4               |
| Fastest Section Time (Section) | 0:11.85 (2000m) |
| Top Speed [km/h] (Section)     | 64.4 (2000m)    |
| Race State                     | Finished        |



Aquis Park Gold CoastProfessional  
Race 1: CORDNER TAX ADVISORY Maiden Plate - 2228m  
07 June 2025 - 12:34  
Track Rating: Soft 5, Weather: Fine, Rail Position: +5m 1000m-  
W/Post, +4m



| Section                | Overall                  | 2000m                    | 1800m                    | 1600m                    | 1400m                    | 1200m                    | 1000m                    | 800m                     | 600m                     | 400m                     | 200m                     |  |  |
|------------------------|--------------------------|--------------------------|--------------------------|--------------------------|--------------------------|--------------------------|--------------------------|--------------------------|--------------------------|--------------------------|--------------------------|--|--|
| Section Times          | 2:22.87 [4]<br>(0:17.15) | 2:05.72 [8]<br>(0:11.85) | 1:53.87 [6]<br>(0:12.88) | 1:40.99 [5]<br>(0:13.50) | 1:27.49 [6]<br>(0:13.41) | 1:14.08 [6]<br>(0:12.74) | 1:01.34 [6]<br>(0:13.04) | 0:48.30 [6]<br>(0:12.36) | 0:35.94 [5]<br>(0:11.90) | 0:24.04 [5]<br>(0:11.88) | 0:12.16 [5]<br>(0:12.16) |  |  |
| Average Speed [km/h]   | 48.1                     | 61.2                     | 56.3                     | 53.9                     | 53.9                     | 56.8                     | 55.9                     | 59.0                     | 61.8                     | 61.3                     | 59.6                     |  |  |
| Top Speed [km/h]       | 63.2                     | 64.4                     | 58.1                     | 55.3                     | 54.9                     | 57.7                     | 56.7                     | 61.5                     | 63.1                     | 61.7                     | 61.4                     |  |  |
| Avg. Dist. to Rail [m] | 3.7                      | 1.0                      | 1.0                      | 1.1                      | 1.6                      | 1.5                      | 1.3                      | 2.3                      | 2.4                      | 3.9                      | 3.2                      |  |  |
| Avg. Stride Freq. [Hz] | 2.0                      | 2.2                      | 2.1                      | 2.0                      | 2.0                      | 2.1                      | 2.0                      | 2.1                      | 2.2                      | 2.2                      | 2.2                      |  |  |
| Avg. Stride Length [m] | 6.6                      | 7.7                      | 7.3                      | 7.4                      | 7.4                      | 7.6                      | 7.6                      | 7.8                      | 7.8                      | 7.8                      | 7.6                      |  |  |





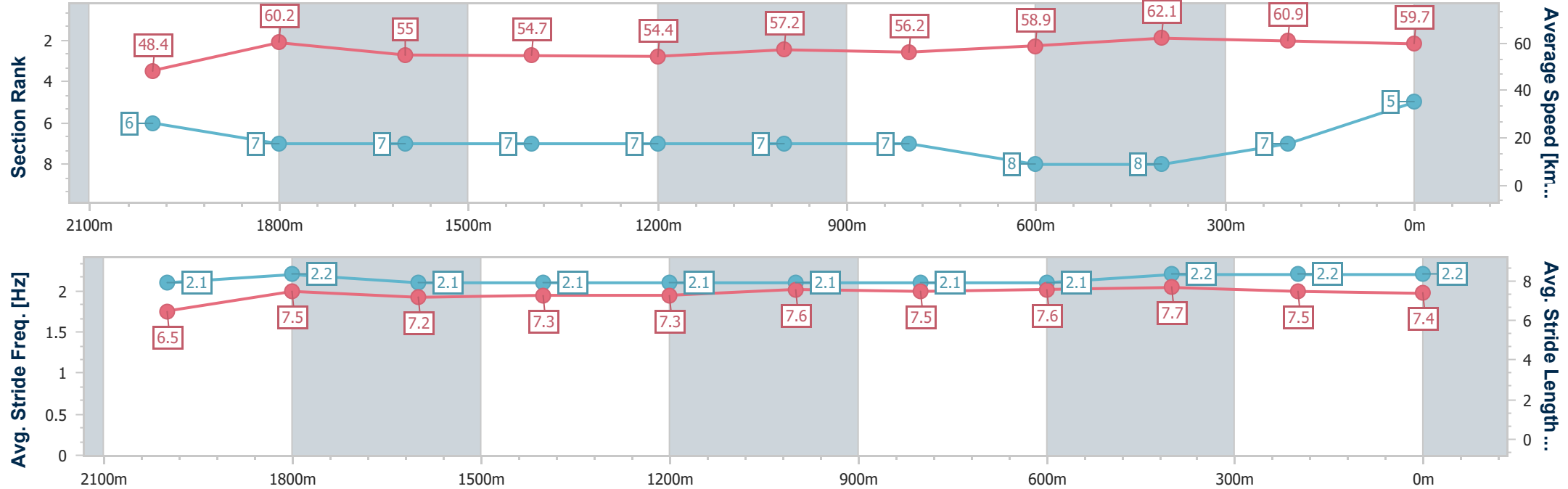
|                                |                |
|--------------------------------|----------------|
| Horse/Jockey Name              | Key Component  |
| Final Rank                     | 5              |
| Fastest Section Time (Section) | 0:11.84 (600m) |
| Top Speed [km/h] (Section)     | 63.0 (600m)    |
| Race State                     | Finished       |



Aquis Park Gold CoastProfessional  
Race 1: CORDNER TAX ADVISORY Maiden Plate - 2228m  
07 June 2025 - 12:34  
Track Rating: Soft 5, Weather: Fine, Rail Position: +5m 1000m-  
W/Post, +4m



| Section                | Overall                  | 2000m                    | 1800m                    | 1600m                    | 1400m                    | 1200m                    | 1000m                    | 800m                     | 600m                     | 400m                     | 200m                     |  |  |
|------------------------|--------------------------|--------------------------|--------------------------|--------------------------|--------------------------|--------------------------|--------------------------|--------------------------|--------------------------|--------------------------|--------------------------|--|--|
| Section Times          | 2:23.05 [5]<br>(0:17.05) | 2:06.00 [6]<br>(0:12.02) | 1:53.98 [7]<br>(0:13.19) | 1:40.79 [7]<br>(0:13.39) | 1:27.40 [7]<br>(0:13.39) | 1:14.01 [7]<br>(0:12.64) | 1:01.37 [7]<br>(0:13.06) | 0:48.31 [7]<br>(0:12.43) | 0:35.88 [8]<br>(0:11.84) | 0:24.04 [8]<br>(0:11.92) | 0:12.12 [7]<br>(0:12.12) |  |  |
| Average Speed [km/h]   | 48.4                     | 60.2                     | 55.0                     | 54.7                     | 54.4                     | 57.2                     | 56.2                     | 58.9                     | 62.1                     | 60.9                     | 59.7                     |  |  |
| Top Speed [km/h]       | 61.8                     | 62.0                     | 56.9                     | 55.6                     | 55.2                     | 59.5                     | 57.4                     | 62.6                     | 63.0                     | 61.7                     | 61.4                     |  |  |
| Avg. Dist. to Rail [m] | 3.2                      | 0.5                      | 0.5                      | 1.9                      | 2.0                      | 1.9                      | 2.3                      | 2.9                      | 2.9                      | 5.5                      | 6.4                      |  |  |
| Avg. Stride Freq. [Hz] | 2.1                      | 2.2                      | 2.1                      | 2.1                      | 2.1                      | 2.1                      | 2.1                      | 2.1                      | 2.2                      | 2.2                      | 2.2                      |  |  |
| Avg. Stride Length [m] | 6.5                      | 7.5                      | 7.2                      | 7.3                      | 7.3                      | 7.6                      | 7.5                      | 7.6                      | 7.7                      | 7.5                      | 7.4                      |  |  |



[ ] Ranking at each section and finish  
-.-.- No data available at this section  
NA No data available



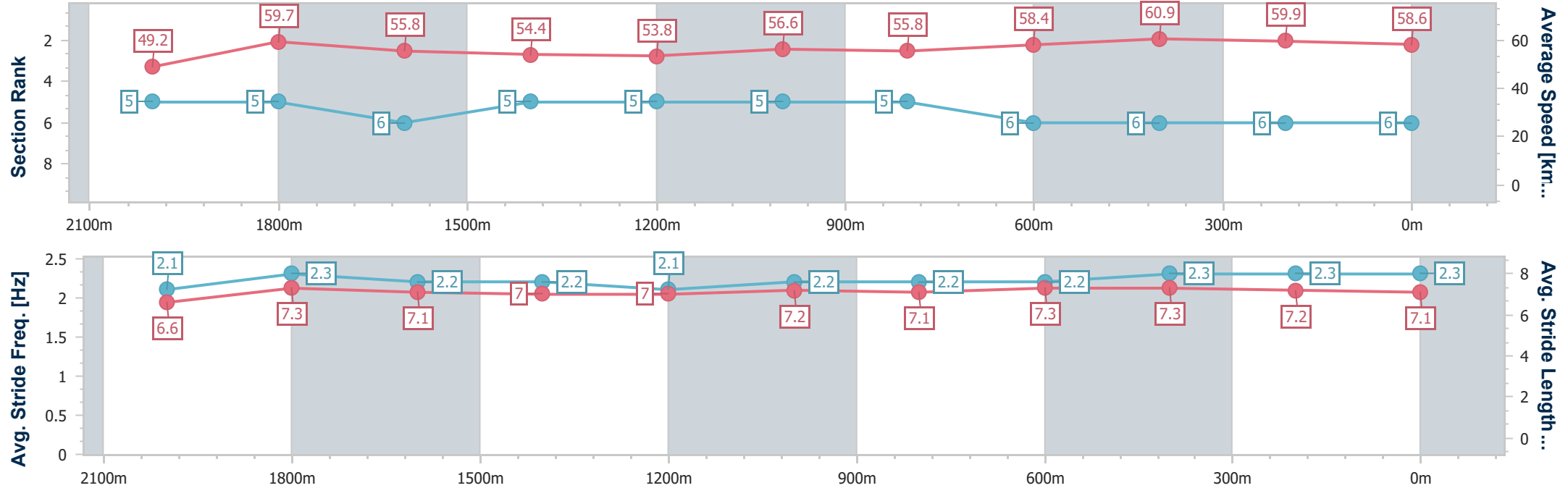
|                                |                |
|--------------------------------|----------------|
| Horse/Jockey Name              | Bolero         |
| Final Rank                     | 6              |
| Fastest Section Time (Section) | 0:11.87 (600m) |
| Top Speed [km/h] (Section)     | 62.3 (Overall) |
| Race State                     | Finished       |



Aquis Park Gold CoastProfessional  
Race 1: CORDNER TAX ADVISORY Maiden Plate - 2228m  
07 June 2025 - 12:34  
Track Rating: Soft 5, Weather: Fine, Rail Position: +5m 1000m-  
W/Post, +4m



| Section                | Overall                  | 2000m                    | 1800m                    | 1600m                    | 1400m                    | 1200m                    | 1000m                    | 800m                     | 600m                     | 400m                     | 200m                     |  |  |
|------------------------|--------------------------|--------------------------|--------------------------|--------------------------|--------------------------|--------------------------|--------------------------|--------------------------|--------------------------|--------------------------|--------------------------|--|--|
| Section Times          | 2:23.31 [6]<br>(0:16.80) | 2:06.51 [5]<br>(0:12.11) | 1:54.40 [5]<br>(0:13.01) | 1:41.39 [6]<br>(0:13.27) | 1:28.12 [5]<br>(0:13.49) | 1:14.63 [5]<br>(0:12.76) | 1:01.87 [5]<br>(0:13.03) | 0:48.84 [5]<br>(0:12.49) | 0:36.35 [6]<br>(0:11.87) | 0:24.48 [6]<br>(0:12.10) | 0:12.38 [6]<br>(0:12.38) |  |  |
| Average Speed [km/h]   | 49.2                     | 59.7                     | 55.8                     | 54.4                     | 53.8                     | 56.6                     | 55.8                     | 58.4                     | 60.9                     | 59.9                     | 58.6                     |  |  |
| Top Speed [km/h]       | 62.3                     | 61.4                     | 59.4                     | 55.9                     | 55.6                     | 58.9                     | 57.4                     | 60.9                     | 61.8                     | 60.7                     | 60.6                     |  |  |
| Avg. Dist. to Rail [m] | 1.8                      | 0.3                      | 0.7                      | 0.8                      | 1.0                      | 0.8                      | 1.2                      | 1.9                      | 0.5                      | 1.3                      | 0.9                      |  |  |
| Avg. Stride Freq. [Hz] | 2.1                      | 2.3                      | 2.2                      | 2.2                      | 2.1                      | 2.2                      | 2.2                      | 2.2                      | 2.3                      | 2.3                      | 2.3                      |  |  |
| Avg. Stride Length [m] | 6.6                      | 7.3                      | 7.1                      | 7.0                      | 7.0                      | 7.2                      | 7.1                      | 7.3                      | 7.3                      | 7.2                      | 7.1                      |  |  |







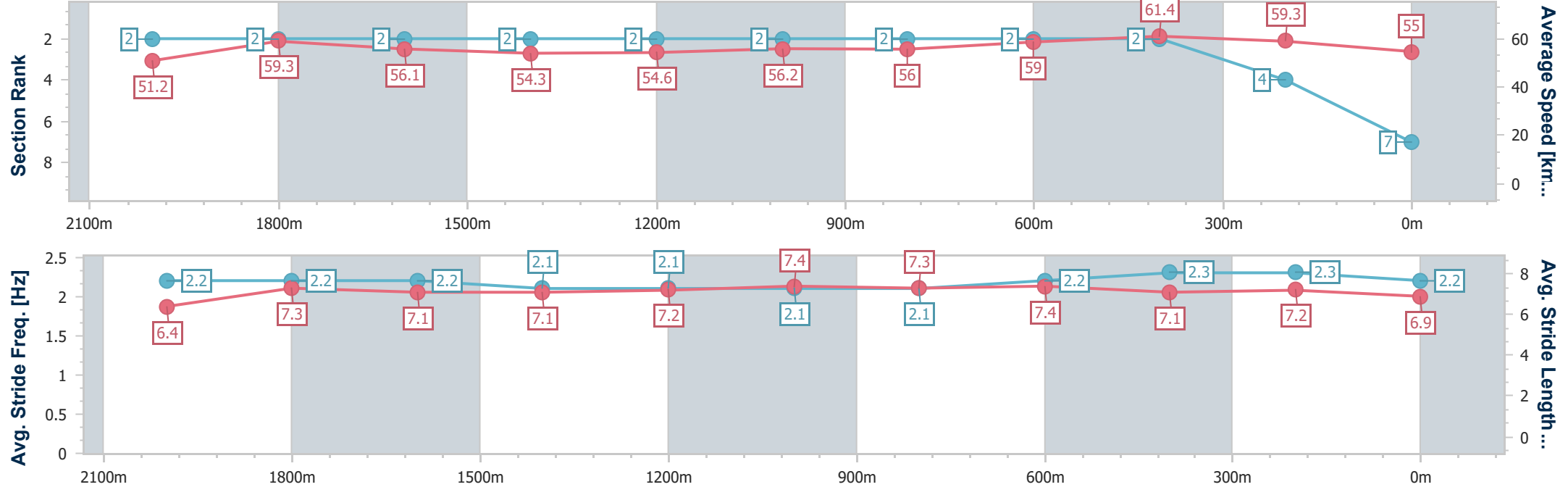
|                                |                |
|--------------------------------|----------------|
| Horse/Jockey Name              | Pierant        |
| Final Rank                     | 7              |
| Fastest Section Time (Section) | 0:11.87 (600m) |
| Top Speed [km/h] (Section)     | 62.3 (Overall) |
| Race State                     | Finished       |



Aquis Park Gold CoastProfessional  
Race 1: CORDNER TAX ADVISORY Maiden Plate - 2228m  
07 June 2025 - 12:34  
Track Rating: Soft 5, Weather: Fine, Rail Position: +5m 1000m-  
W/Post, +4m



| Section                | Overall                  | 2000m                    | 1800m                    | 1600m                    | 1400m                    | 1200m                    | 1000m                    | 800m                     | 600m                     | 400m                     | 200m                     |  |  |
|------------------------|--------------------------|--------------------------|--------------------------|--------------------------|--------------------------|--------------------------|--------------------------|--------------------------|--------------------------|--------------------------|--------------------------|--|--|
| Section Times          | 2:23.50 [7]<br>(0:16.09) | 2:07.41 [2]<br>(0:12.26) | 1:55.15 [2]<br>(0:12.88) | 1:42.27 [2]<br>(0:13.45) | 1:28.82 [2]<br>(0:13.27) | 1:15.55 [2]<br>(0:12.88) | 1:02.67 [2]<br>(0:13.05) | 0:49.62 [2]<br>(0:12.36) | 0:37.26 [2]<br>(0:11.87) | 0:25.39 [2]<br>(0:12.23) | 0:13.16 [4]<br>(0:13.16) |  |  |
| Average Speed [km/h]   | 51.2                     | 59.3                     | 56.1                     | 54.3                     | 54.6                     | 56.2                     | 56.0                     | 59.0                     | 61.4                     | 59.3                     | 55.0                     |  |  |
| Top Speed [km/h]       | 62.3                     | 61.9                     | 57.4                     | 55.3                     | 56.0                     | 56.8                     | 56.2                     | 61.2                     | 62.2                     | 60.2                     | 57.1                     |  |  |
| Avg. Dist. to Rail [m] | 0.9                      | 0.5                      | 0.2                      | 1.0                      | 1.4                      | 1.1                      | 1.5                      | 2.7                      | 1.8                      | 1.4                      | 1.0                      |  |  |
| Avg. Stride Freq. [Hz] | 2.2                      | 2.2                      | 2.2                      | 2.1                      | 2.1                      | 2.1                      | 2.1                      | 2.2                      | 2.3                      | 2.3                      | 2.2                      |  |  |
| Avg. Stride Length [m] | 6.4                      | 7.3                      | 7.1                      | 7.1                      | 7.2                      | 7.4                      | 7.3                      | 7.4                      | 7.1                      | 7.2                      | 6.9                      |  |  |



[ ] Ranking at each section and finish  
-.-.- No data available at this section  
NA No data available



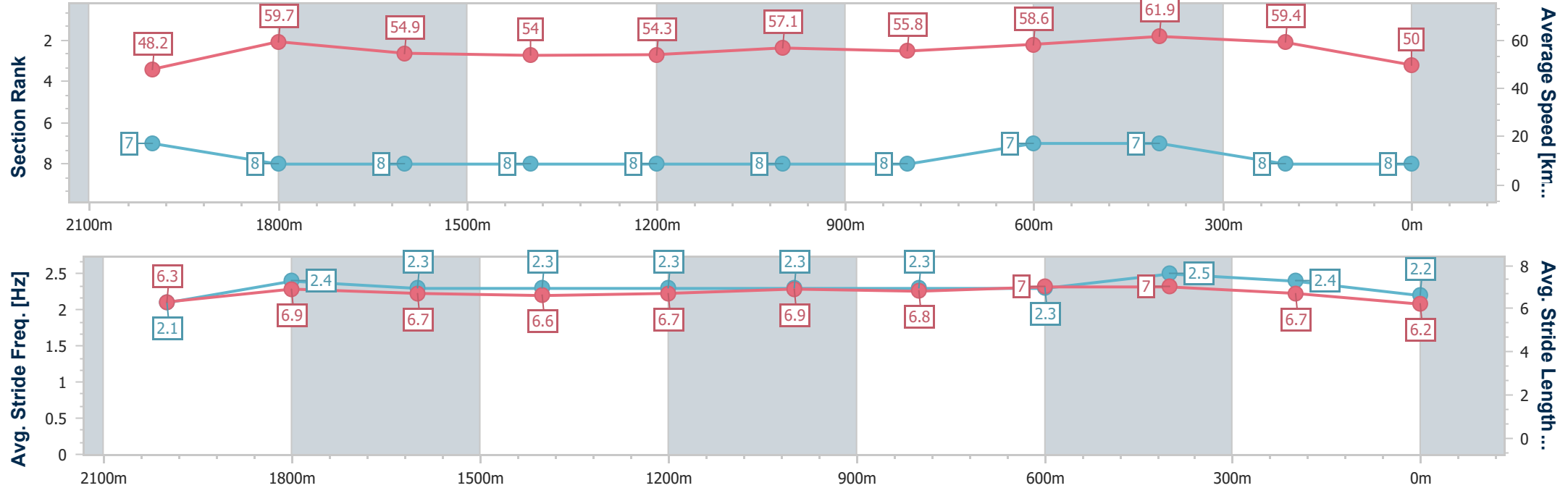
|                                |                |
|--------------------------------|----------------|
| Horse/Jockey Name              | Shamic         |
| Final Rank                     | 8              |
| Fastest Section Time (Section) | 0:11.76 (600m) |
| Top Speed [km/h] (Section)     | 62.7 (2000m)   |
| Race State                     | Finished       |



Aquis Park Gold CoastProfessional  
Race 1: CORDNER TAX ADVISORY Maiden Plate - 2228m  
07 June 2025 - 12:34  
Track Rating: Soft 5, Weather: Fine, Rail Position: +5m 1000m-  
W/Post, +4m



| Section                | Overall                  | 2000m                    | 1800m                    | 1600m                    | 1400m                    | 1200m                    | 1000m                    | 800m                     | 600m                     | 400m                     | 200m                     |  |  |
|------------------------|--------------------------|--------------------------|--------------------------|--------------------------|--------------------------|--------------------------|--------------------------|--------------------------|--------------------------|--------------------------|--------------------------|--|--|
| Section Times          | 2:25.56 [8]<br>(0:17.07) | 2:08.49 [7]<br>(0:12.08) | 1:56.41 [8]<br>(0:13.12) | 1:43.29 [8]<br>(0:13.45) | 1:29.84 [8]<br>(0:13.37) | 1:16.47 [8]<br>(0:12.67) | 1:03.80 [8]<br>(0:13.02) | 0:50.78 [8]<br>(0:12.36) | 0:38.42 [7]<br>(0:11.76) | 0:26.66 [7]<br>(0:12.14) | 0:14.52 [8]<br>(0:14.52) |  |  |
| Average Speed [km/h]   | 48.2                     | 59.7                     | 54.9                     | 54.0                     | 54.3                     | 57.1                     | 55.8                     | 58.6                     | 61.9                     | 59.4                     | 50.0                     |  |  |
| Top Speed [km/h]       | 61.2                     | 62.7                     | 57.8                     | 55.1                     | 55.5                     | 58.3                     | 57.5                     | 61.2                     | 62.5                     | 60.6                     | 58.4                     |  |  |
| Avg. Dist. to Rail [m] | 1.8                      | 0.5                      | 0.4                      | 0.9                      | 0.8                      | 0.6                      | 1.0                      | 1.5                      | 1.0                      | 3.4                      | 2.8                      |  |  |
| Avg. Stride Freq. [Hz] | 2.1                      | 2.4                      | 2.3                      | 2.3                      | 2.3                      | 2.3                      | 2.3                      | 2.3                      | 2.5                      | 2.4                      | 2.2                      |  |  |
| Avg. Stride Length [m] | 6.3                      | 6.9                      | 6.7                      | 6.6                      | 6.7                      | 6.9                      | 6.8                      | 7.0                      | 7.0                      | 6.7                      | 6.2                      |  |  |





**Aquis Park Gold Coast Professional**  
**Race 2: CHEVRON EQUIPMENT FINANCE QTIS Three-Year-Old Maiden**  
**Handicap - 1400m**  
**07 June 2025 - 13:09**



Track Rating: Soft 5, Weather: Fine, Rail Position: +5m 1000m-W/Post, +4m

| Section     |     | Overall           |         |                  |                 | 1200m        | 1000m        | 800m         | 600m         | 400m         | Last 600m    |                        |
|-------------|-----|-------------------|---------|------------------|-----------------|--------------|--------------|--------------|--------------|--------------|--------------|------------------------|
| Field Times |     | 1:24.02           |         |                  |                 | 1:10.69      | 1:00.00      | 0:48.57      | 0:36.98      | 0:25.03      | 0:36.98      |                        |
|             |     | (0:13.33)         |         |                  |                 | (0:10.69)    | (0:11.43)    | (0:11.59)    | (0:11.95)    | (0:12.30)    |              |                        |
| Rank        | TAB | Horse/Jockey      | Barrier | Top Speed [km/h] | Fastest Section |              |              |              |              |              |              | Distance Travelled [m] |
| 1           | 2   | HELLO LOVELY      | 8       | 69.6             | 0:10.66         | 1:24.02 [1]  | 1:10.66 [2]  | 1:00.00 [1]  | 0:48.57 [1]  | 0:36.98 [1]  | 0:25.03 [1]  | 0:36.98                |
|             |     | Cobi Vitler       |         | 1200m            | 1200m           | (0:13.36)    | (0:10.66)    | (0:11.43)    | (0:11.59)    | (0:11.95)    | (0:12.30)    |                        |
| 2           | 6   | LUNE D'EXCELLENCE | 2       | 69.1             | 0:10.79         | 1:24.30 [2]  | 1:10.76 [6]  | 0:59.97 [6]  | 0:48.50 [5]  | 0:36.78 [6]  | 0:24.69 [7]  | 0:36.78 +5             |
|             |     | Ron Stewart       |         | 1200m            | 1200m           | (0:13.54)    | (0:10.79)    | (0:11.47)    | (0:11.72)    | (0:12.09)    | (0:12.03)    |                        |
| 3           | 13  | AKKU              | 3       | 69.6             | 0:10.72         | 1:24.34 [3]  | 1:10.84 [4]  | 1:00.12 [3]  | 0:48.62 [4]  | 0:37.14 [3]  | 0:25.24 [2]  | 0:37.14 -2             |
|             |     | Scott Sheargold   |         | 1200m            | 1200m           | (0:13.50)    | (0:10.72)    | (0:11.50)    | (0:11.48)    | (0:11.90)    | (0:12.37)    |                        |
| 4           | 5   | GOLD PUMA         | 7       | 67.7             | 0:10.85         | 1:24.52 [4]  | 1:10.46 [9]  | 0:59.61 [9]  | 0:48.00 [10] | 0:36.56 [10] | 0:24.78 [8]  | 0:36.56 +4             |
|             |     | Noriyuki Masuda   |         | 1200m            | 1200m           | (0:14.06)    | (0:10.85)    | (0:11.61)    | (0:11.44)    | (0:11.78)    | (0:12.26)    |                        |
| 5           | 1   | JUST WALTER       | 4       | 68.4             | 0:10.74         | 1:24.71 [5]  | 1:11.38 [1]  | 1:00.64 [2]  | 0:49.15 [2]  | 0:37.38 [4]  | 0:25.47 [4]  | 0:37.38 +8             |
|             |     | Corey Sutherland  |         | 1200m            | 1200m           | (0:13.33)    | (0:10.74)    | (0:11.49)    | (0:11.77)    | (0:11.91)    | (0:12.52)    |                        |
| 6           | 11  | HERE'S TO POWER   | 9       | 68.5             | 0:10.75         | 1:24.73 [6]  | 1:11.20 [5]  | 1:00.45 [4]  | 0:49.15 [3]  | 0:37.55 [2]  | 0:25.57 [3]  | 0:37.55 +4             |
|             |     | Yvette Lewis      |         | 1200m            | 1200m           | (0:13.53)    | (0:10.75)    | (0:11.30)    | (0:11.60)    | (0:11.98)    | (0:12.41)    |                        |
| 7           | 7   | DRAPER            | 6       | 67.7             | 0:10.84         | 1:25.20 [7]  | 1:11.08 [10] | 1:00.24 [10] | 0:48.95 [9]  | 0:37.48 [8]  | 0:25.64 [6]  | 0:37.48 +2             |
|             |     | Nathan Day        |         | 1200m            | 1200m           | (0:14.12)    | (0:10.84)    | (0:11.29)    | (0:11.47)    | (0:11.84)    | (0:12.30)    |                        |
| 8           | 3   | PRAISE YOU        | 1       | 68.0             | 0:10.89         | 1:25.29 [8]  | 1:11.43 [8]  | 1:00.54 [8]  | 0:49.09 [8]  | 0:37.47 [9]  | 0:25.42 [10] | 0:37.47 +4             |
|             |     | Emily Lang        |         | 1200m            | 1200m           | (0:13.86)    | (0:10.89)    | (0:11.45)    | (0:11.62)    | (0:12.05)    | (0:12.37)    |                        |
| 9           | 10  | CIRCUS MAXIMUS    | 5       | 69.3             | 0:10.85         | 1:25.30 [9]  | 1:11.82 [3]  | 1:00.97 [5]  | 0:49.49 [6]  | 0:37.87 [5]  | 0:25.79 [5]  | 0:37.87 +6             |
|             |     | Madeleine Wishart |         | Overall          | 1200m           | (0:13.48)    | (0:10.85)    | (0:11.48)    | (0:11.62)    | (0:12.08)    | (0:12.73)    |                        |
| 10          | 12  | ONE DREAM AWAY    | 10      | 69.2             | 0:10.64         | 1:25.68 [10] | 1:11.91 [7]  | 1:01.27 [7]  | 0:49.74 [7]  | 0:38.03 [7]  | 0:25.89 [9]  | 0:38.03 +10            |
|             |     | Micheal Hellyer   |         | 1200m            | 1200m           | (0:13.77)    | (0:10.64)    | (0:11.53)    | (0:11.71)    | (0:12.14)    | (0:12.60)    |                        |

Scratched: Whiskey Glasses (#8), Slugworth (#4), Will It Snow (#9), Castelvetro (#14)

Report Created: Sat 7 June 2025 13:59 GMT+10 (Note: Timing is based on position data)

Page 1/12

[ ] Ranking at each section and finish  
-:-:- No data available at this section  
NA No data available  
SCN Saddle cloth number  
DNF Did not finish  
DNT Did not track

data processed by TRIPLESDATA



**Aquis Park Gold Coast Professional**  
**Race 2: CHEVRON EQUIPMENT FINANCE QTIS Three-Year-Old Maiden**  
**Handicap - 1400m**  
**07 June 2025 - 13:09**



Track Rating: Soft 5, Weather: Fine, Rail Position: +5m 1000m-W/Post, +4m

| Section |     | Field Times       |         | 200m                 |                    | Last 600m    |                           |         |     |
|---------|-----|-------------------|---------|----------------------|--------------------|--------------|---------------------------|---------|-----|
|         |     |                   |         | 0:12.73<br>(0:12.73) |                    | 0:36.98      |                           |         |     |
| Rank    | TAB | Horse/Jockey      | Barrier | Top Speed<br>[km/h]  | Fastest<br>Section | Margin       | Distance<br>Travelled [m] |         |     |
| 1       | 2   | HELLO LOVELY      | 8       | 69.6                 | 0:10.66            | 0:12.73 [1]  | 1:24.02                   | 0:36.98 |     |
|         |     | Cobi Vitler       |         | 1200m                | 1200m              | (0:12.73)    |                           |         |     |
| 2       | 6   | LUNE D'EXCELLENCE | 2       | 69.1                 | 0:10.79            | 0:12.66 [4]  | 1.5L                      | 0:36.78 | +5  |
|         |     | Ron Stewart       |         | 1200m                | 1200m              | (0:12.66)    |                           |         |     |
| 3       | 13  | AKKU              | 3       | 69.6                 | 0:10.72            | 0:12.87 [2]  | 1.7L                      | 0:37.14 | -2  |
|         |     | Scott Sheargold   |         | 1200m                | 1200m              | (0:12.87)    |                           |         |     |
| 4       | 5   | GOLD PUMA         | 7       | 67.7                 | 0:10.85            | 0:12.52 [7]  | 2.7L                      | 0:36.56 | +4  |
|         |     | Noriyuki Masuda   |         | 1200m                | 1200m              | (0:12.52)    |                           |         |     |
| 5       | 1   | JUST WALTER       | 4       | 68.4                 | 0:10.74            | 0:12.95 [5]  | 3.7L                      | 0:37.38 | +8  |
|         |     | Corey Sutherland  |         | 1200m                | 1200m              | (0:12.95)    |                           |         |     |
| 6       | 11  | HERE'S TO POWER   | 9       | 68.5                 | 0:10.75            | 0:13.16 [3]  | 3.8L                      | 0:37.55 | +4  |
|         |     | Yvette Lewis      |         | 1200m                | 1200m              | (0:13.16)    |                           |         |     |
| 7       | 7   | DRAPER            | 6       | 67.7                 | 0:10.84            | 0:13.34 [6]  | 6.6L                      | 0:37.48 | +2  |
|         |     | Nathan Day        |         | 1200m                | 1200m              | (0:13.34)    |                           |         |     |
| 8       | 3   | PRAISE YOU        | 1       | 68.0                 | 0:10.89            | 0:13.05 [8]  | 7.1L                      | 0:37.47 | +4  |
|         |     | Emily Lang        |         | 1200m                | 1200m              | (0:13.05)    |                           |         |     |
| 9       | 10  | CIRCUS MAXIMUS    | 5       | 69.3                 | 0:10.85            | 0:13.06 [9]  | 7.2L                      | 0:37.87 | +6  |
|         |     | Madeleine Wishart |         | Overall              | 1200m              | (0:13.06)    |                           |         |     |
| 10      | 12  | ONE DREAM AWAY    | 10      | 69.2                 | 0:10.64            | 0:13.29 [10] | 9.2L                      | 0:38.03 | +10 |
|         |     | Micheal Hellyer   |         | 1200m                | 1200m              | (0:13.29)    |                           |         |     |

Scratched: Whiskey Glasses (#8), Slugworth (#4), Will It Snow (#9), Castelvetro (#14)

Report Created: Sat 7 June 2025 13:59 GMT+10 (Note: Timing is based on position data)

Page 2/12

[ ] Ranking at each section and finish  
-:-:- No data available at this section  
NA No data available  
SCN Saddle cloth number  
DNF Did not finish  
DNT Did not track

data processed by  TRIPLESDATA

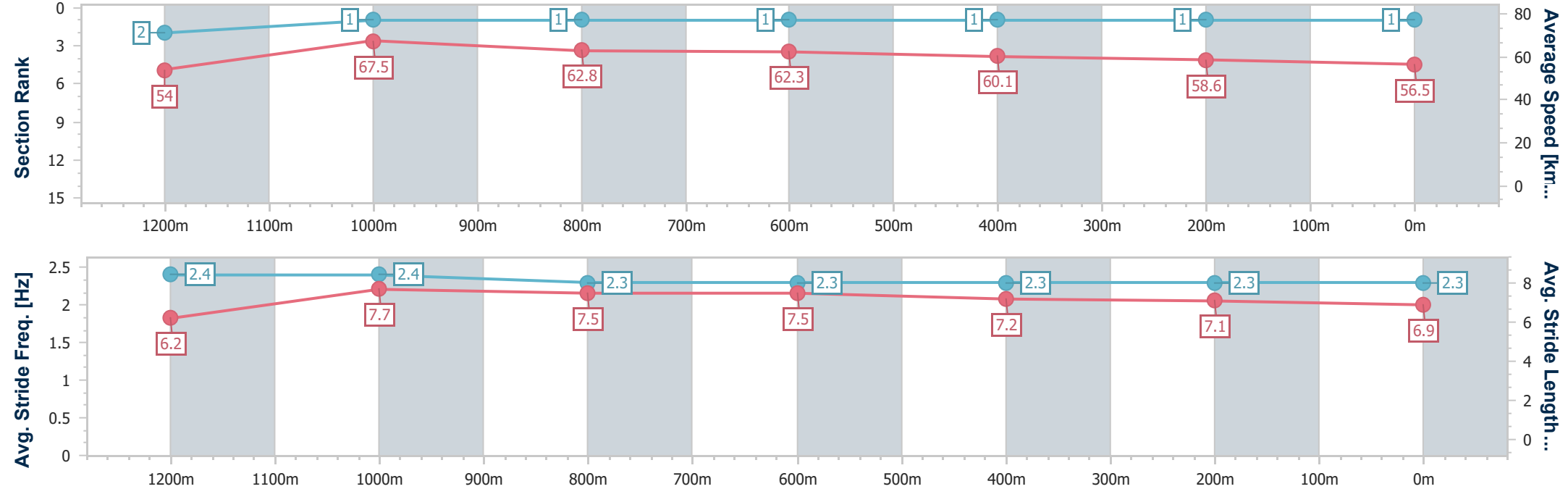


|                                |                 |
|--------------------------------|-----------------|
| Horse/Jockey Name              | Hello Lovely    |
| Final Rank                     | 1               |
| Fastest Section Time (Section) | 0:10.66 (1200m) |
| Top Speed [km/h] (Section)     | 69.6 (1200m)    |
| Race State                     | Finished        |



Aquis Park Gold CoastProfessional  
Race 2: CHEVRON EQUIPMENT FINANCE QTIS Three-Year-Old  
Maiden Handicap - 1400m  
07 June 2025 - 13:09  
Track Rating: Soft 5, Weather: Fine, Rail Position: +5m 1000m-  
W/Post, +4m

| Section                | Overall                  | 1200m                    | 1000m                    | 800m                     | 600m                     | 400m                     | 200m                     |  |  |  |  |  |  |
|------------------------|--------------------------|--------------------------|--------------------------|--------------------------|--------------------------|--------------------------|--------------------------|--|--|--|--|--|--|
| Section Times          | 1:24.02 [1]<br>(0:13.36) | 1:10.66 [2]<br>(0:10.66) | 1:00.00 [1]<br>(0:11.43) | 0:48.57 [1]<br>(0:11.59) | 0:36.98 [1]<br>(0:11.95) | 0:25.03 [1]<br>(0:12.30) | 0:12.73 [1]<br>(0:12.73) |  |  |  |  |  |  |
| Average Speed [km/h]   | 54.0                     | 67.5                     | 62.8                     | 62.3                     | 60.1                     | 58.6                     | 56.5                     |  |  |  |  |  |  |
| Top Speed [km/h]       | 69.0                     | 69.6                     | 63.8                     | 64.2                     | 61.2                     | 59.6                     | 57.9                     |  |  |  |  |  |  |
| Avg. Dist. to Rail [m] | 8.5                      | 2.7                      | 0.8                      | 0.9                      | 0.5                      | 0.9                      | 0.9                      |  |  |  |  |  |  |
| Avg. Stride Freq. [Hz] | 2.4                      | 2.4                      | 2.3                      | 2.3                      | 2.3                      | 2.3                      | 2.3                      |  |  |  |  |  |  |
| Avg. Stride Length [m] | 6.2                      | 7.7                      | 7.5                      | 7.5                      | 7.2                      | 7.1                      | 6.9                      |  |  |  |  |  |  |





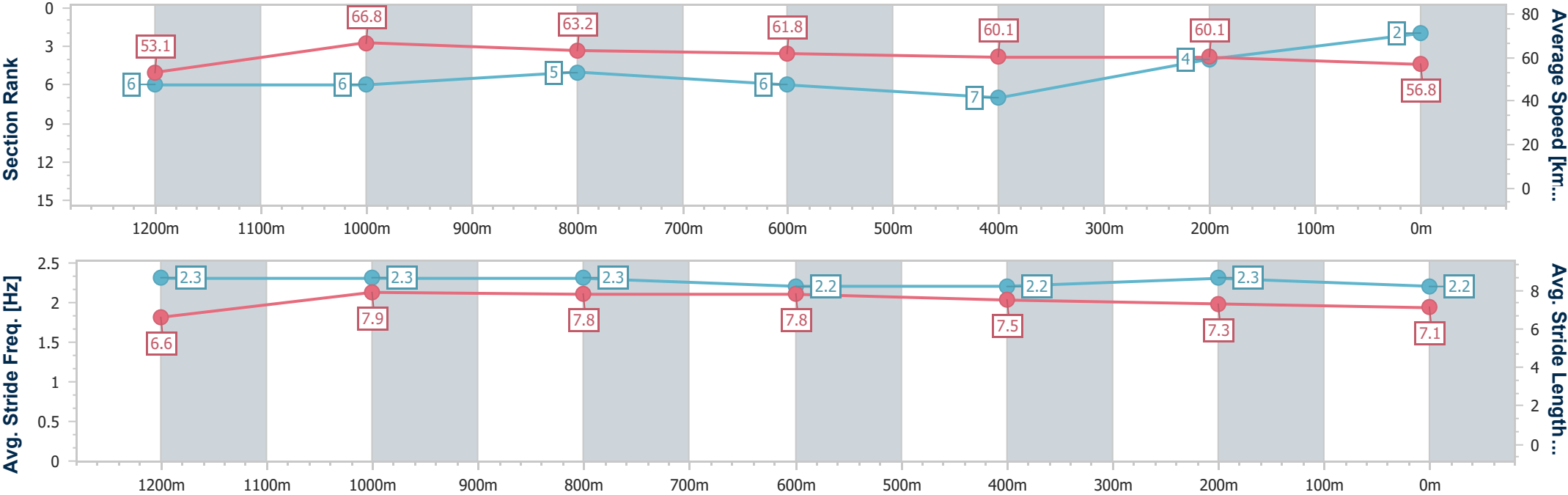
|                                |                   |
|--------------------------------|-------------------|
| Horse/Jockey Name              | Lune D'excellence |
| Final Rank                     | 2                 |
| Fastest Section Time (Section) | 0:10.79 (1200m)   |
| Top Speed [km/h] (Section)     | 69.1 (1200m)      |
| Race State                     | Finished          |



Aquis Park Gold CoastProfessional  
Race 2: CHEVRON EQUIPMENT FINANCE QTIS Three-Year-Old  
Maiden Handicap - 1400m  
07 June 2025 - 13:09  
Track Rating: Soft 5, Weather: Fine, Rail Position: +5m 1000m-  
W/Post, +4m



| Section                | Overall                  | 1200m                    | 1000m                    | 800m                     | 600m                     | 400m                     | 200m                     |  |  |  |  |  |  |
|------------------------|--------------------------|--------------------------|--------------------------|--------------------------|--------------------------|--------------------------|--------------------------|--|--|--|--|--|--|
| Section Times          | 1:24.30 [2]<br>(0:13.54) | 1:10.76 [6]<br>(0:10.79) | 0:59.97 [6]<br>(0:11.47) | 0:48.50 [5]<br>(0:11.72) | 0:36.78 [6]<br>(0:12.09) | 0:24.69 [7]<br>(0:12.03) | 0:12.66 [4]<br>(0:12.66) |  |  |  |  |  |  |
| Average Speed [km/h]   | 53.1                     | 66.8                     | 63.2                     | 61.8                     | 60.1                     | 60.1                     | 56.8                     |  |  |  |  |  |  |
| Top Speed [km/h]       | 68.9                     | 69.1                     | 64.6                     | 63.8                     | 61.2                     | 61.1                     | 59.0                     |  |  |  |  |  |  |
| Avg. Dist. to Rail [m] | 5.1                      | 1.7                      | 1.3                      | 1.9                      | 1.8                      | 3.8                      | 3.6                      |  |  |  |  |  |  |
| Avg. Stride Freq. [Hz] | 2.3                      | 2.3                      | 2.3                      | 2.2                      | 2.2                      | 2.3                      | 2.2                      |  |  |  |  |  |  |
| Avg. Stride Length [m] | 6.6                      | 7.9                      | 7.8                      | 7.8                      | 7.5                      | 7.3                      | 7.1                      |  |  |  |  |  |  |



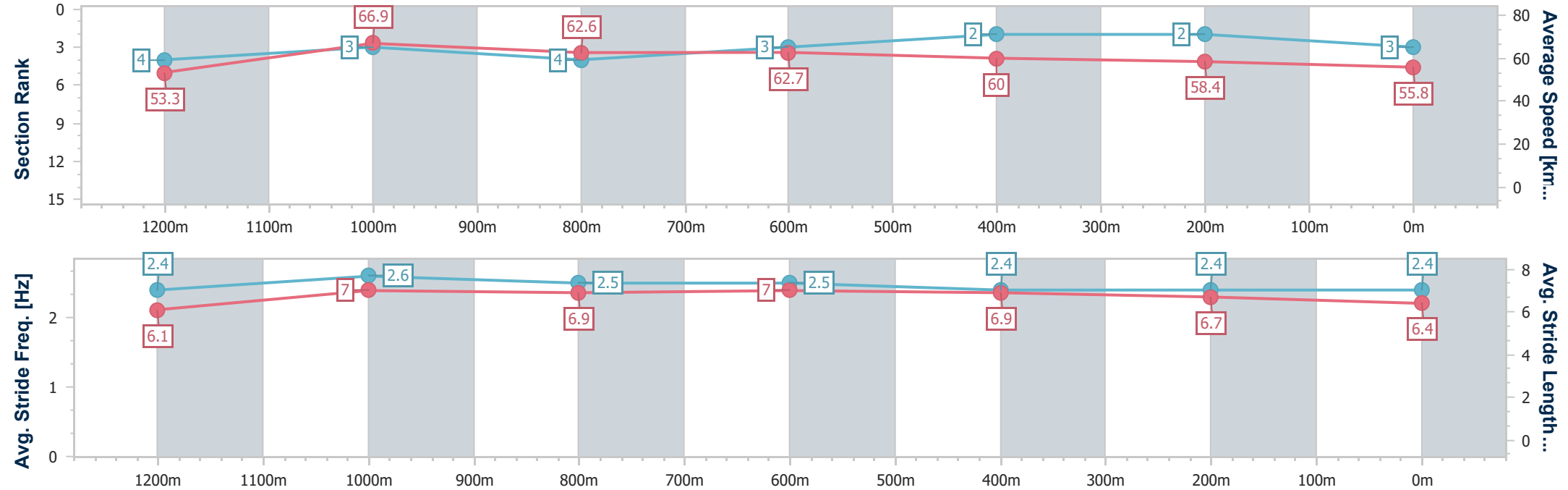


|                                |                 |
|--------------------------------|-----------------|
| Horse/Jockey Name              | Akku            |
| Final Rank                     | 3               |
| Fastest Section Time (Section) | 0:10.72 (1200m) |
| Top Speed [km/h] (Section)     | 69.6 (1200m)    |
| Race State                     | Finished        |



Aquis Park Gold CoastProfessional  
Race 2: CHEVRON EQUIPMENT FINANCE QTIS Three-Year-Old  
Maiden Handicap - 1400m  
07 June 2025 - 13:09  
Track Rating: Soft 5, Weather: Fine, Rail Position: +5m 1000m-  
W/Post, +4m

| Section                | Overall                  | 1200m                    | 1000m                    | 800m                     | 600m                     | 400m                     | 200m                     |  |  |  |  |  |  |
|------------------------|--------------------------|--------------------------|--------------------------|--------------------------|--------------------------|--------------------------|--------------------------|--|--|--|--|--|--|
| Section Times          | 1:24.34 [3]<br>(0:13.50) | 1:10.84 [4]<br>(0:10.72) | 1:00.12 [3]<br>(0:11.50) | 0:48.62 [4]<br>(0:11.48) | 0:37.14 [3]<br>(0:11.90) | 0:25.24 [2]<br>(0:12.37) | 0:12.87 [2]<br>(0:12.87) |  |  |  |  |  |  |
| Average Speed [km/h]   | 53.3                     | 66.9                     | 62.6                     | 62.7                     | 60.0                     | 58.4                     | 55.8                     |  |  |  |  |  |  |
| Top Speed [km/h]       | 67.9                     | 69.6                     | 63.5                     | 64.0                     | 61.1                     | 60.2                     | 58.1                     |  |  |  |  |  |  |
| Avg. Dist. to Rail [m] | 5.5                      | 1.9                      | 0.4                      | 0.5                      | 1.2                      | 0.3                      | 0.6                      |  |  |  |  |  |  |
| Avg. Stride Freq. [Hz] | 2.4                      | 2.6                      | 2.5                      | 2.5                      | 2.4                      | 2.4                      | 2.4                      |  |  |  |  |  |  |
| Avg. Stride Length [m] | 6.1                      | 7.0                      | 6.9                      | 7.0                      | 6.9                      | 6.7                      | 6.4                      |  |  |  |  |  |  |





|                                |                 |
|--------------------------------|-----------------|
| Horse/Jockey Name              | Gold Puma       |
| Final Rank                     | 4               |
| Fastest Section Time (Section) | 0:10.85 (1200m) |
| Top Speed [km/h] (Section)     | 67.7 (1200m)    |
| Race State                     | Finished        |



Aquis Park Gold CoastProfessional

Race 2: CHEVRON EQUIPMENT FINANCE QTIS Three-Year-Old

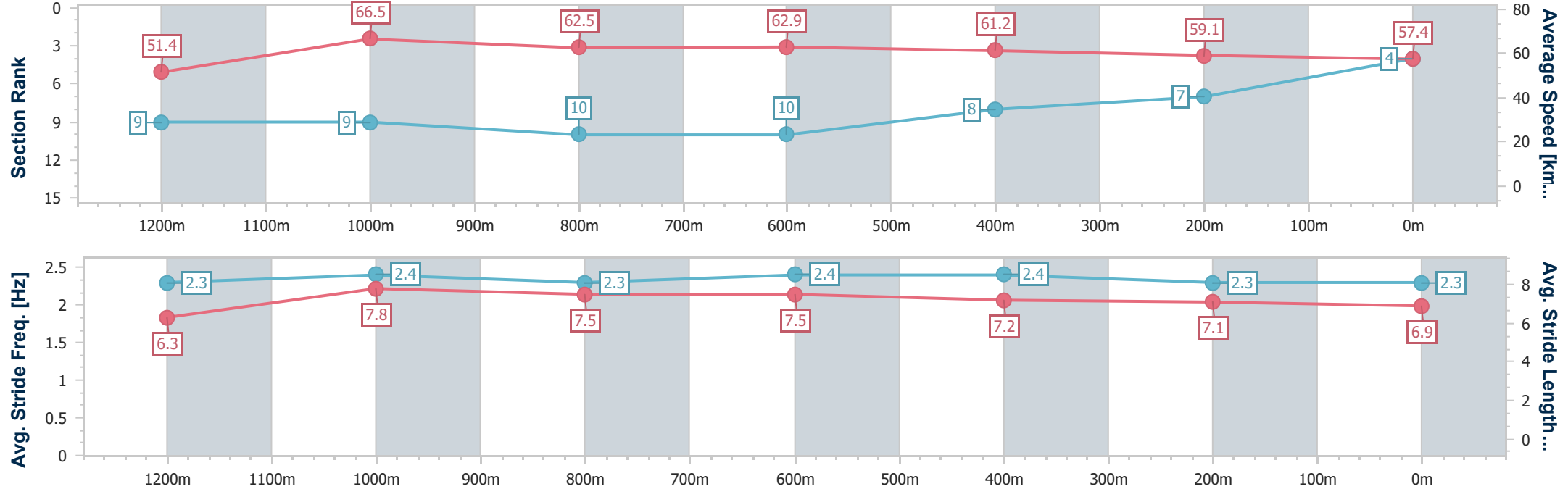
Maiden Handicap - 1400m

07 June 2025 - 13:09

Track Rating: Soft 5, Weather: Fine, Rail Position: +5m 1000m-  
W/Post, +4m

AQUIS PARK  
HOME OF THE GOLD COAST  
TRIP CLUB & SPORT CENTRE

|                        |                          |                          |                          |                           |                           |                          |                          |  |  |  |  |  |  |
|------------------------|--------------------------|--------------------------|--------------------------|---------------------------|---------------------------|--------------------------|--------------------------|--|--|--|--|--|--|
| Section                | Overall                  | 1200m                    | 1000m                    | 800m                      | 600m                      | 400m                     | 200m                     |  |  |  |  |  |  |
| Section Times          | 1:24.52 [4]<br>(0:14.06) | 1:10.46 [9]<br>(0:10.85) | 0:59.61 [9]<br>(0:11.61) | 0:48.00 [10]<br>(0:11.44) | 0:36.56 [10]<br>(0:11.78) | 0:24.78 [8]<br>(0:12.26) | 0:12.52 [7]<br>(0:12.52) |  |  |  |  |  |  |
| Average Speed [km/h]   | 51.4                     | 66.5                     | 62.5                     | 62.9                      | 61.2                      | 59.1                     | 57.4                     |  |  |  |  |  |  |
| Top Speed [km/h]       | 66.4                     | 67.7                     | 64.9                     | 64.7                      | 61.9                      | 59.7                     | 58.5                     |  |  |  |  |  |  |
| Avg. Dist. to Rail [m] | 7.3                      | 1.8                      | 1.5                      | 0.7                       | 0.7                       | 1.9                      | 1.3                      |  |  |  |  |  |  |
| Avg. Stride Freq. [Hz] | 2.3                      | 2.4                      | 2.3                      | 2.4                       | 2.4                       | 2.3                      | 2.3                      |  |  |  |  |  |  |
| Avg. Stride Length [m] | 6.3                      | 7.8                      | 7.5                      | 7.5                       | 7.2                       | 7.1                      | 6.9                      |  |  |  |  |  |  |







|                                |                 |
|--------------------------------|-----------------|
| Horse/Jockey Name              | Just Walter     |
| Final Rank                     | 5               |
| Fastest Section Time (Section) | 0:10.74 (1200m) |
| Top Speed [km/h] (Section)     | 68.4 (1200m)    |
| Race State                     | Finished        |



Aquis Park Gold CoastProfessional

Race 2: CHEVRON EQUIPMENT FINANCE QTIS Three-Year-Old

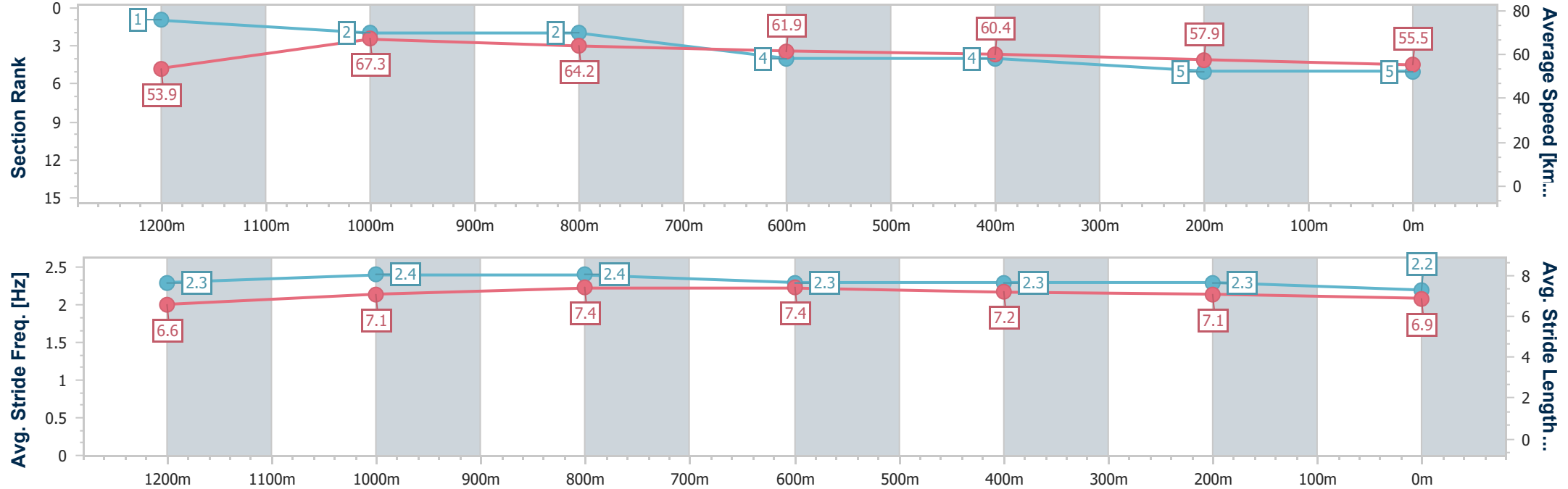
Maiden Handicap - 1400m

07 June 2025 - 13:09

Track Rating: Soft 5, Weather: Fine, Rail Position: +5m 1000m-  
W/Post, +4m

AQUIS PARK  
HOME OF THE GOLD COAST  
TRIP CLUB & SPORT CENTRE

| Section                | Overall                  | 1200m                    | 1000m                    | 800m                     | 600m                     | 400m                     | 200m                     |  |  |  |  |  |  |
|------------------------|--------------------------|--------------------------|--------------------------|--------------------------|--------------------------|--------------------------|--------------------------|--|--|--|--|--|--|
| Section Times          | 1:24.71 [5]<br>(0:13.33) | 1:11.38 [1]<br>(0:10.74) | 1:00.64 [2]<br>(0:11.49) | 0:49.15 [2]<br>(0:11.77) | 0:37.38 [4]<br>(0:11.91) | 0:25.47 [4]<br>(0:12.52) | 0:12.95 [5]<br>(0:12.95) |  |  |  |  |  |  |
| Average Speed [km/h]   | 53.9                     | 67.3                     | 64.2                     | 61.9                     | 60.4                     | 57.9                     | 55.5                     |  |  |  |  |  |  |
| Top Speed [km/h]       | 68.4                     | 68.4                     | 65.0                     | 63.4                     | 61.0                     | 58.4                     | 57.4                     |  |  |  |  |  |  |
| Avg. Dist. to Rail [m] | 7.5                      | 5.3                      | 4.9                      | 2.8                      | 0.4                      | 3.1                      | 6.3                      |  |  |  |  |  |  |
| Avg. Stride Freq. [Hz] | 2.3                      | 2.4                      | 2.4                      | 2.3                      | 2.3                      | 2.3                      | 2.2                      |  |  |  |  |  |  |
| Avg. Stride Length [m] | 6.6                      | 7.1                      | 7.4                      | 7.4                      | 7.2                      | 7.1                      | 6.9                      |  |  |  |  |  |  |



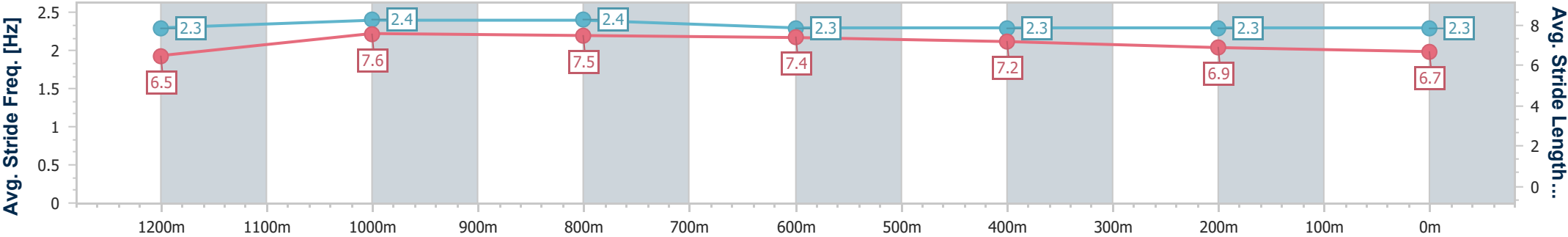
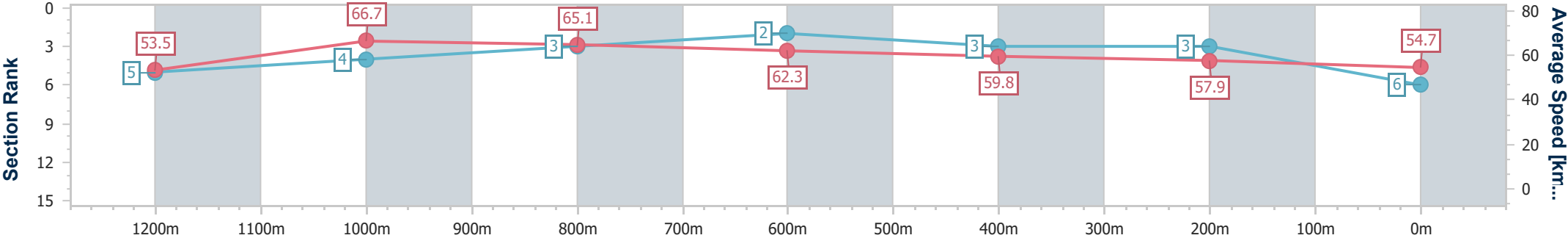


|                                |                 |
|--------------------------------|-----------------|
| Horse/Jockey Name              | Here's To Power |
| Final Rank                     | 6               |
| Fastest Section Time (Section) | 0:10.75 (1200m) |
| Top Speed [km/h] (Section)     | 68.5 (1200m)    |
| Race State                     | Finished        |



Aquis Park Gold CoastProfessional  
Race 2: CHEVRON EQUIPMENT FINANCE QTIS Three-Year-Old  
Maiden Handicap - 1400m  
07 June 2025 - 13:09  
Track Rating: Soft 5, Weather: Fine, Rail Position: +5m 1000m-  
W/Post, +4m

| Section                | Overall                  | 1200m                    | 1000m                    | 800m                     | 600m                     | 400m                     | 200m                     |  |  |  |  |  |  |
|------------------------|--------------------------|--------------------------|--------------------------|--------------------------|--------------------------|--------------------------|--------------------------|--|--|--|--|--|--|
| Section Times          | 1:24.73 [6]<br>(0:13.53) | 1:11.20 [5]<br>(0:10.75) | 1:00.45 [4]<br>(0:11.30) | 0:49.15 [3]<br>(0:11.60) | 0:37.55 [2]<br>(0:11.98) | 0:25.57 [3]<br>(0:12.41) | 0:13.16 [3]<br>(0:13.16) |  |  |  |  |  |  |
| Average Speed [km/h]   | 53.5                     | 66.7                     | 65.1                     | 62.3                     | 59.8                     | 57.9                     | 54.7                     |  |  |  |  |  |  |
| Top Speed [km/h]       | 68.3                     | 68.5                     | 66.8                     | 64.9                     | 60.7                     | 58.7                     | 57.0                     |  |  |  |  |  |  |
| Avg. Dist. to Rail [m] | 10.6                     | 5.3                      | 3.5                      | 1.6                      | 0.8                      | 1.0                      | 2.9                      |  |  |  |  |  |  |
| Avg. Stride Freq. [Hz] | 2.3                      | 2.4                      | 2.4                      | 2.3                      | 2.3                      | 2.3                      | 2.3                      |  |  |  |  |  |  |
| Avg. Stride Length [m] | 6.5                      | 7.6                      | 7.5                      | 7.4                      | 7.2                      | 6.9                      | 6.7                      |  |  |  |  |  |  |



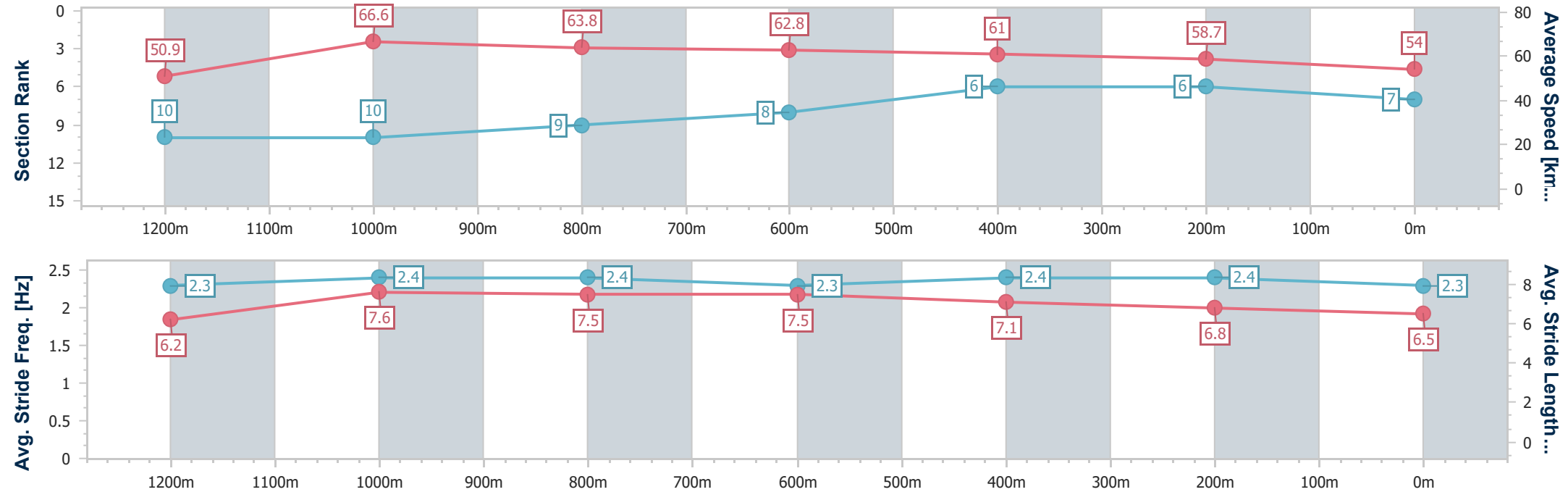


|                                |                 |
|--------------------------------|-----------------|
| Horse/Jockey Name              | Draper          |
| Final Rank                     | 7               |
| Fastest Section Time (Section) | 0:10.84 (1200m) |
| Top Speed [km/h] (Section)     | 67.7 (1200m)    |
| Race State                     | Finished        |



Aquis Park Gold CoastProfessional  
Race 2: CHEVRON EQUIPMENT FINANCE QTIS Three-Year-Old  
Maiden Handicap - 1400m  
07 June 2025 - 13:09  
Track Rating: Soft 5, Weather: Fine, Rail Position: +5m 1000m-  
W/Post, +4m

| Section                | Overall                  | 1200m                     | 1000m                     | 800m                     | 600m                     | 400m                     | 200m                     |  |  |  |  |  |  |
|------------------------|--------------------------|---------------------------|---------------------------|--------------------------|--------------------------|--------------------------|--------------------------|--|--|--|--|--|--|
| Section Times          | 1:25.20 [7]<br>(0:14.12) | 1:11.08 [10]<br>(0:10.84) | 1:00.24 [10]<br>(0:11.29) | 0:48.95 [9]<br>(0:11.47) | 0:37.48 [8]<br>(0:11.84) | 0:25.64 [6]<br>(0:12.30) | 0:13.34 [6]<br>(0:13.34) |  |  |  |  |  |  |
| Average Speed [km/h]   | 50.9                     | 66.6                      | 63.8                      | 62.8                     | 61.0                     | 58.7                     | 54.0                     |  |  |  |  |  |  |
| Top Speed [km/h]       | 66.7                     | 67.7                      | 65.6                      | 64.1                     | 61.6                     | 60.0                     | 56.4                     |  |  |  |  |  |  |
| Avg. Dist. to Rail [m] | 6.7                      | 0.9                       | 0.6                       | 0.5                      | 0.8                      | 2.5                      | 3.0                      |  |  |  |  |  |  |
| Avg. Stride Freq. [Hz] | 2.3                      | 2.4                       | 2.4                       | 2.3                      | 2.4                      | 2.4                      | 2.3                      |  |  |  |  |  |  |
| Avg. Stride Length [m] | 6.2                      | 7.6                       | 7.5                       | 7.5                      | 7.1                      | 6.8                      | 6.5                      |  |  |  |  |  |  |





|                                |                 |
|--------------------------------|-----------------|
| Horse/Jockey Name              | Praise You      |
| Final Rank                     | 8               |
| Fastest Section Time (Section) | 0:10.89 (1200m) |
| Top Speed [km/h] (Section)     | 68.0 (1200m)    |
| Race State                     | Finished        |



Aquis Park Gold CoastProfessional

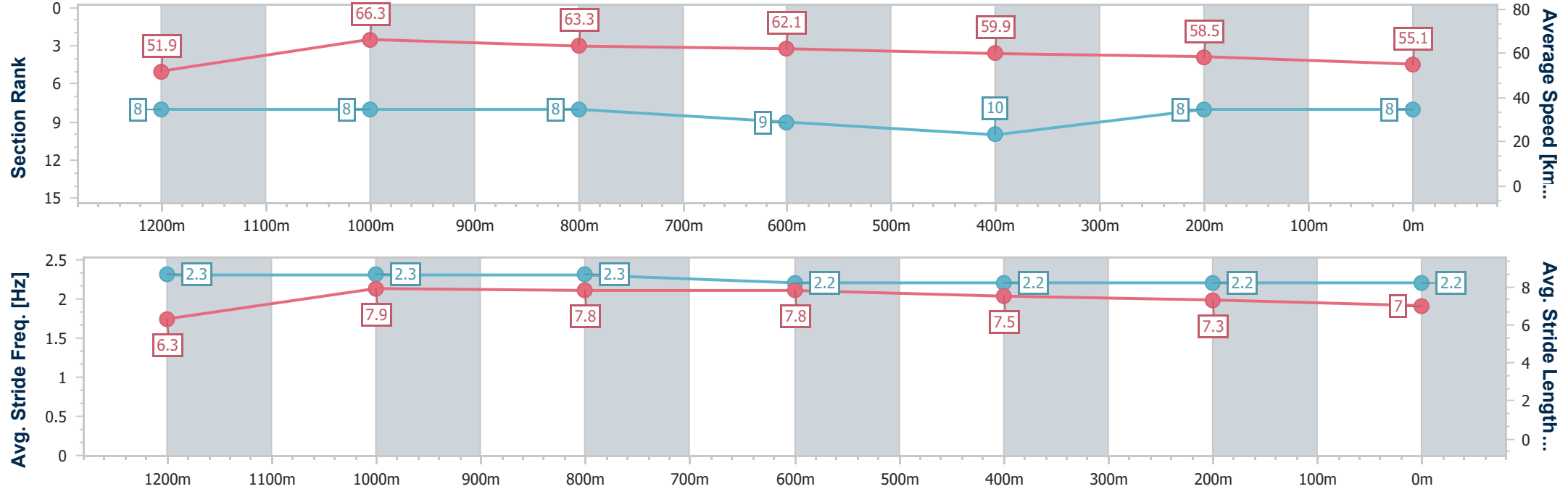
Race 2: CHEVRON EQUIPMENT FINANCE QTIS Three-Year-Old Maiden Handicap - 1400m

07 June 2025 - 13:09

Track Rating: Soft 5, Weather: Fine, Rail Position: +5m 1000m-W/Post, +4m

AQUIS PARK  
HOME OF THE GOLD COAST  
TRIP CLUB & SPORT CENTRE

| Section                | Overall                  | 1200m                    | 1000m                    | 800m                     | 600m                     | 400m                      | 200m                     |  |  |  |  |  |  |
|------------------------|--------------------------|--------------------------|--------------------------|--------------------------|--------------------------|---------------------------|--------------------------|--|--|--|--|--|--|
| Section Times          | 1:25.29 [8]<br>(0:13.86) | 1:11.43 [8]<br>(0:10.89) | 1:00.54 [8]<br>(0:11.45) | 0:49.09 [8]<br>(0:11.62) | 0:37.47 [9]<br>(0:12.05) | 0:25.42 [10]<br>(0:12.37) | 0:13.05 [8]<br>(0:13.05) |  |  |  |  |  |  |
| Average Speed [km/h]   | 51.9                     | 66.3                     | 63.3                     | 62.1                     | 59.9                     | 58.5                      | 55.1                     |  |  |  |  |  |  |
| Top Speed [km/h]       | 66.3                     | 68.0                     | 65.1                     | 64.5                     | 61.3                     | 59.2                      | 56.9                     |  |  |  |  |  |  |
| Avg. Dist. to Rail [m] | 2.7                      | 0.2                      | 1.0                      | 1.2                      | 1.1                      | 3.8                       | 5.3                      |  |  |  |  |  |  |
| Avg. Stride Freq. [Hz] | 2.3                      | 2.3                      | 2.3                      | 2.2                      | 2.2                      | 2.2                       | 2.2                      |  |  |  |  |  |  |
| Avg. Stride Length [m] | 6.3                      | 7.9                      | 7.8                      | 7.8                      | 7.5                      | 7.3                       | 7.0                      |  |  |  |  |  |  |



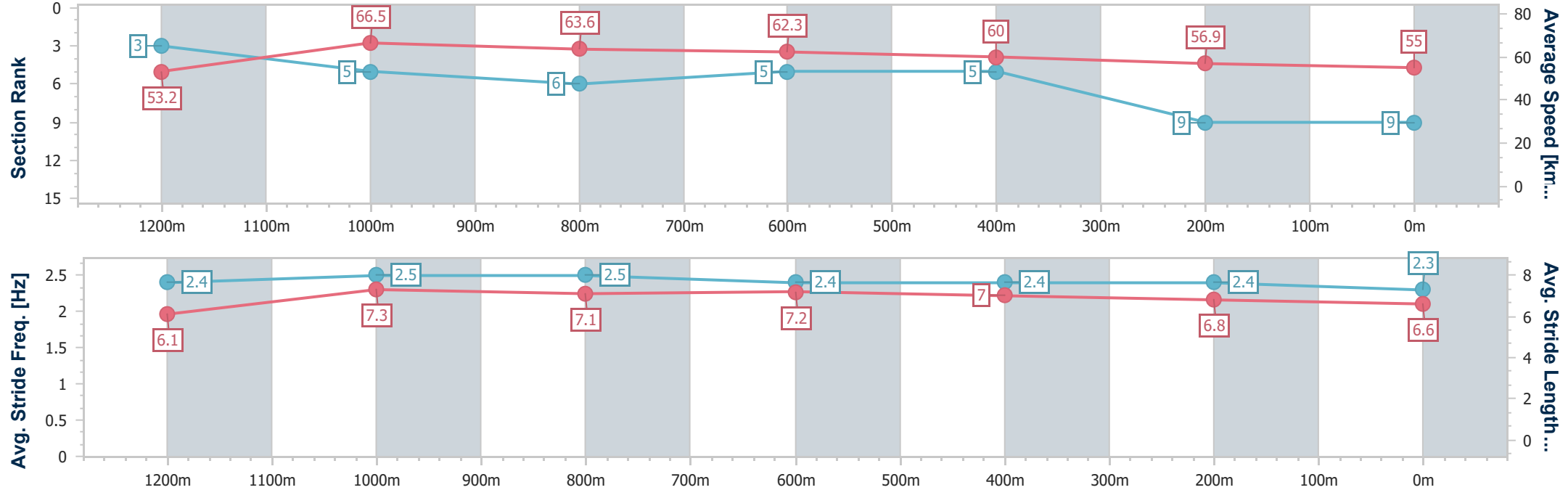


|                                |                 |
|--------------------------------|-----------------|
| Horse/Jockey Name              | Circus Maximus  |
| Final Rank                     | 9               |
| Fastest Section Time (Section) | 0:10.85 (1200m) |
| Top Speed [km/h] (Section)     | 69.3 (Overall)  |
| Race State                     | Finished        |



Aquis Park Gold CoastProfessional  
Race 2: CHEVRON EQUIPMENT FINANCE QTIS Three-Year-Old  
Maiden Handicap - 1400m  
07 June 2025 - 13:09  
Track Rating: Soft 5, Weather: Fine, Rail Position: +5m 1000m-  
W/Post, +4m

| Section                | Overall                  | 1200m                    | 1000m                    | 800m                     | 600m                     | 400m                     | 200m                     |  |  |  |  |  |  |
|------------------------|--------------------------|--------------------------|--------------------------|--------------------------|--------------------------|--------------------------|--------------------------|--|--|--|--|--|--|
| Section Times          | 1:25.30 [9]<br>(0:13.48) | 1:11.82 [3]<br>(0:10.85) | 1:00.97 [5]<br>(0:11.48) | 0:49.49 [6]<br>(0:11.62) | 0:37.87 [5]<br>(0:12.08) | 0:25.79 [5]<br>(0:12.73) | 0:13.06 [9]<br>(0:13.06) |  |  |  |  |  |  |
| Average Speed [km/h]   | 53.2                     | 66.5                     | 63.6                     | 62.3                     | 60.0                     | 56.9                     | 55.0                     |  |  |  |  |  |  |
| Top Speed [km/h]       | 69.3                     | 67.9                     | 64.6                     | 64.0                     | 61.7                     | 58.1                     | 56.4                     |  |  |  |  |  |  |
| Avg. Dist. to Rail [m] | 7.6                      | 4.6                      | 2.8                      | 1.8                      | 1.3                      | 4.8                      | 6.8                      |  |  |  |  |  |  |
| Avg. Stride Freq. [Hz] | 2.4                      | 2.5                      | 2.5                      | 2.4                      | 2.4                      | 2.4                      | 2.3                      |  |  |  |  |  |  |
| Avg. Stride Length [m] | 6.1                      | 7.3                      | 7.1                      | 7.2                      | 7.0                      | 6.8                      | 6.6                      |  |  |  |  |  |  |



- [ ] Ranking at each section and finish
- .-.- No data available at this section
- NA No data available

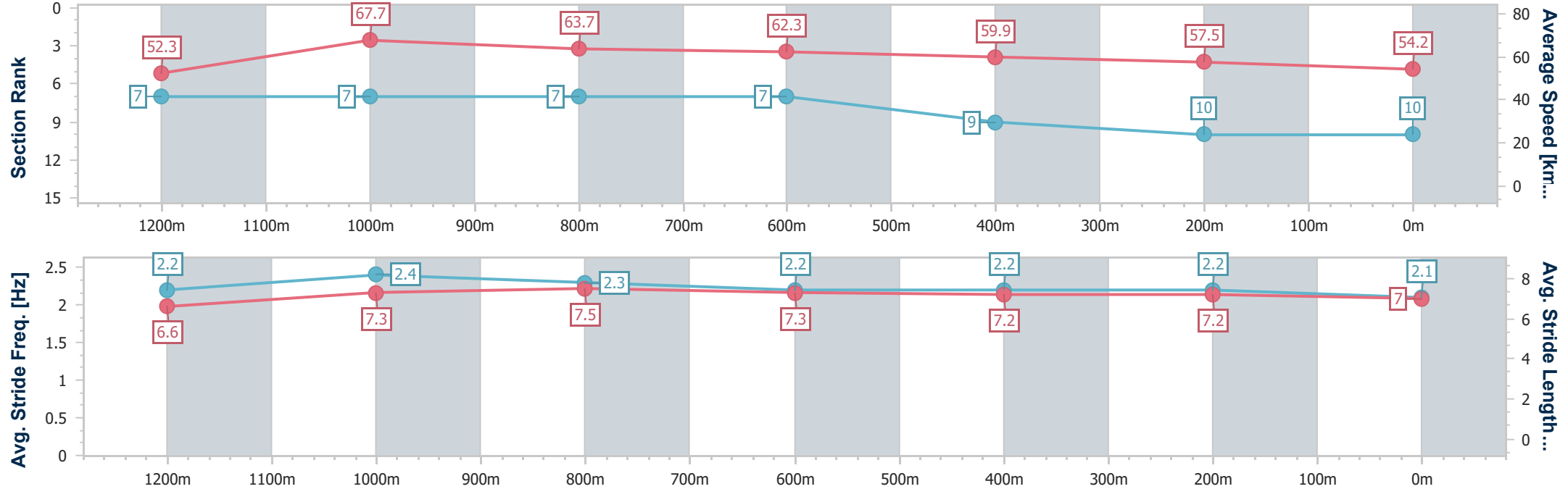


|                                |                 |
|--------------------------------|-----------------|
| Horse/Jockey Name              | One Dream Away  |
| Final Rank                     | 10              |
| Fastest Section Time (Section) | 0:10.64 (1200m) |
| Top Speed [km/h] (Section)     | 69.2 (1200m)    |
| Race State                     | Finished        |



Aquis Park Gold CoastProfessional  
Race 2: CHEVRON EQUIPMENT FINANCE QTIS Three-Year-Old  
Maiden Handicap - 1400m  
07 June 2025 - 13:09  
Track Rating: Soft 5, Weather: Fine, Rail Position: +5m 1000m-  
W/Post, +4m

| Section                | Overall                   | 1200m                    | 1000m                    | 800m                     | 600m                     | 400m                     | 200m                      |  |  |  |  |  |  |
|------------------------|---------------------------|--------------------------|--------------------------|--------------------------|--------------------------|--------------------------|---------------------------|--|--|--|--|--|--|
| Section Times          | 1:25.68 [10]<br>(0:13.77) | 1:11.91 [7]<br>(0:10.64) | 1:01.27 [7]<br>(0:11.53) | 0:49.74 [7]<br>(0:11.71) | 0:38.03 [7]<br>(0:12.14) | 0:25.89 [9]<br>(0:12.60) | 0:13.29 [10]<br>(0:13.29) |  |  |  |  |  |  |
| Average Speed [km/h]   | 52.3                      | 67.7                     | 63.7                     | 62.3                     | 59.9                     | 57.5                     | 54.2                      |  |  |  |  |  |  |
| Top Speed [km/h]       | 68.1                      | 69.2                     | 64.4                     | 63.6                     | 60.9                     | 58.6                     | 56.5                      |  |  |  |  |  |  |
| Avg. Dist. to Rail [m] | 9.5                       | 3.3                      | 3.8                      | 3.4                      | 2.3                      | 4.7                      | 7.8                       |  |  |  |  |  |  |
| Avg. Stride Freq. [Hz] | 2.2                       | 2.4                      | 2.3                      | 2.2                      | 2.2                      | 2.2                      | 2.1                       |  |  |  |  |  |  |
| Avg. Stride Length [m] | 6.6                       | 7.3                      | 7.5                      | 7.3                      | 7.2                      | 7.2                      | 7.0                       |  |  |  |  |  |  |





# Aquis Park Gold Coast Professional

## Race 3: WEALTH INSURANCE SOLUTIONS Maiden Handicap - 1200m

07 June 2025 - 14:22



Track Rating: Soft 5, Weather: Fine, Rail Position: +5m 1000m-W/Post, +4m

| Section     |     | Overall              |         |                     |                    | 1000m                | 800m                 | 600m                 | 400m                 | 200m                 | Last 600m    |                           |            |
|-------------|-----|----------------------|---------|---------------------|--------------------|----------------------|----------------------|----------------------|----------------------|----------------------|--------------|---------------------------|------------|
| Field Times |     | 1:11.43<br>(0:13.45) |         |                     |                    | 0:57.98<br>(0:10.97) | 0:47.01<br>(0:11.45) | 0:35.56<br>(0:11.43) | 0:24.13<br>(0:11.73) | 0:12.40<br>(0:12.40) | 0:35.56      |                           |            |
| Rank        | TAB | Horse/Jockey         | Barrier | Top Speed<br>[km/h] | Fastest<br>Section |                      |                      |                      |                      |                      | Margin       | Distance<br>Travelled [m] |            |
| 1           | 13  | MAYBE                | 4       | 67.0                | 0:10.97            | 1:11.43 [1]          | 0:57.98 [1]          | 0:47.01 [1]          | 0:35.56 [1]          | 0:24.13 [1]          | 0:12.40 [1]  | 1:11.43                   | 0:35.56    |
|             |     | Emily Lang           |         | 1000m               | 1000m              | (0:13.45)            | (0:10.97)            | (0:11.45)            | (0:11.43)            | (0:11.73)            | (0:12.40)    |                           |            |
| 2           | 3   | GOLDEN CROSS         | 1       | 67.8                | 0:10.89            | 1:11.84 [2]          | 0:57.98 [6]          | 0:47.09 [5]          | 0:35.65 [5]          | 0:24.11 [3]          | 0:12.20 [2]  | 2.3L                      | 0:35.65 +2 |
|             |     | Luke Tarrant         |         | 1000m               | 1000m              | (0:13.86)            | (0:10.89)            | (0:11.44)            | (0:11.54)            | (0:11.91)            | (0:12.20)    |                           |            |
| 3           | 18  | RUM RUNNER           | 7       | 67.4                | 0:11.01            | 1:12.35 [3]          | 0:58.31 [7]          | 0:47.30 [7]          | 0:35.90 [6]          | 0:24.34 [6]          | 0:12.47 [4]  | 5.3L                      | 0:35.90 +1 |
|             |     | Jaden Lloyd          |         | Overall             | 1000m              | (0:14.04)            | (0:11.01)            | (0:11.40)            | (0:11.56)            | (0:11.87)            | (0:12.47)    |                           |            |
| 4           | 19  | VIDEO VIXEN          | 8       | 67.4                | 0:11.03            | 1:12.35 [4]          | 0:57.99 [10]         | 0:46.96 [9]          | 0:35.57 [9]          | 0:24.14 [7]          | 0:12.43 [6]  | 5.4L                      | 0:35.57 +1 |
|             |     | Tahlia Fenlon        |         | 1000m               | 1000m              | (0:14.36)            | (0:11.03)            | (0:11.39)            | (0:11.43)            | (0:11.71)            | (0:12.43)    |                           |            |
| 5           | 11  | JIDAYUBORI           | 5       | 68.5                | 0:11.01            | 1:12.40 [5]          | 0:58.85 [2]          | 0:47.84 [2]          | 0:36.34 [2]          | 0:24.78 [2]          | 0:12.71 [3]  | 5.6L                      | 0:36.34 +1 |
|             |     | Anthony Allen        |         | Overall             | 1000m              | (0:13.55)            | (0:11.01)            | (0:11.50)            | (0:11.56)            | (0:12.07)            | (0:12.71)    |                           |            |
| 6           | 5   | LET'S DO IT AGAIN    | 11      | 66.6                | 0:11.12            | 1:12.59 [6]          | 0:58.54 [8]          | 0:47.42 [8]          | 0:35.88 [8]          | 0:24.20 [9]          | 0:12.05 [9]  | 6.6L                      | 0:35.88 +5 |
|             |     | Nathan Day           |         | 1000m               | 1000m              | (0:14.05)            | (0:11.12)            | (0:11.54)            | (0:11.68)            | (0:12.15)            | (0:12.05)    |                           |            |
| 7           | 9   | BE FRIENDLY          | 2       | 67.0                | 0:11.08            | 1:12.81 [7]          | 0:58.96 [5]          | 0:47.88 [6]          | 0:36.33 [7]          | 0:24.56 [8]          | 0:12.45 [8]  | 7.9L                      | 0:36.33 +9 |
|             |     | Corey Sutherland     |         | 1000m               | 1000m              | (0:13.85)            | (0:11.08)            | (0:11.55)            | (0:11.77)            | (0:12.11)            | (0:12.45)    |                           |            |
| 8           | 4   | JUNGLE WARRIOR       | 9       | 69.1                | 0:10.93            | 1:12.84 [8]          | 0:59.20 [3]          | 0:48.27 [3]          | 0:36.76 [3]          | 0:25.06 [4]          | 0:12.92 [5]  | 8.1L                      | 0:36.76 +7 |
|             |     | Adin Thompson        |         | 1000m               | 1000m              | (0:13.64)            | (0:10.93)            | (0:11.51)            | (0:11.70)            | (0:12.14)            | (0:12.92)    |                           |            |
| 9           | 2   | AYASAKI              | 10      | 65.6                | 0:11.35            | 1:12.98 [9]          | 0:58.67 [9]          | 0:47.32 [10]         | 0:35.62 [10]         | 0:24.14 [10]         | 0:12.12 [10] | 8.9L                      | 0:35.62 +3 |
|             |     | Sariah Champkin      |         | 1000m               | 1000m              | (0:14.31)            | (0:11.35)            | (0:11.70)            | (0:11.48)            | (0:12.02)            | (0:12.12)    |                           |            |
| 10          | 10  | CHARPANDA            | 6       | 69.6                | 0:10.92            | 1:13.05 [10]         | 0:59.33 [4]          | 0:48.41 [4]          | 0:36.87 [4]          | 0:25.16 [5]          | 0:12.83 [7]  | 9.2L                      | 0:36.87 +5 |
|             |     | Cobi Vitler          |         | Overall             | 1000m              | (0:13.72)            | (0:10.92)            | (0:11.54)            | (0:11.71)            | (0:12.33)            | (0:12.83)    |                           |            |

Scratched: Oscar Booie (#6), Beast Of Burden (#20), Twin Image (#12), Champagne Problems (#15), In No Doubt (#16), Antilles Gold (#1), Up The Creek (#7), Alarming (#8), Shedridesabentley (#14), Sans Eg

Report Created: Sat 7 June 2025 15:35 GMT+10 (Note: Timing is based on position data)

Page 1/11

[ ] Ranking at each section and finish  
-:-:- No data available at this section  
NA No data available  
SCN Saddle cloth number  
DNF Did not finish  
DNT Did not track

data processed by TRIPLESDATA



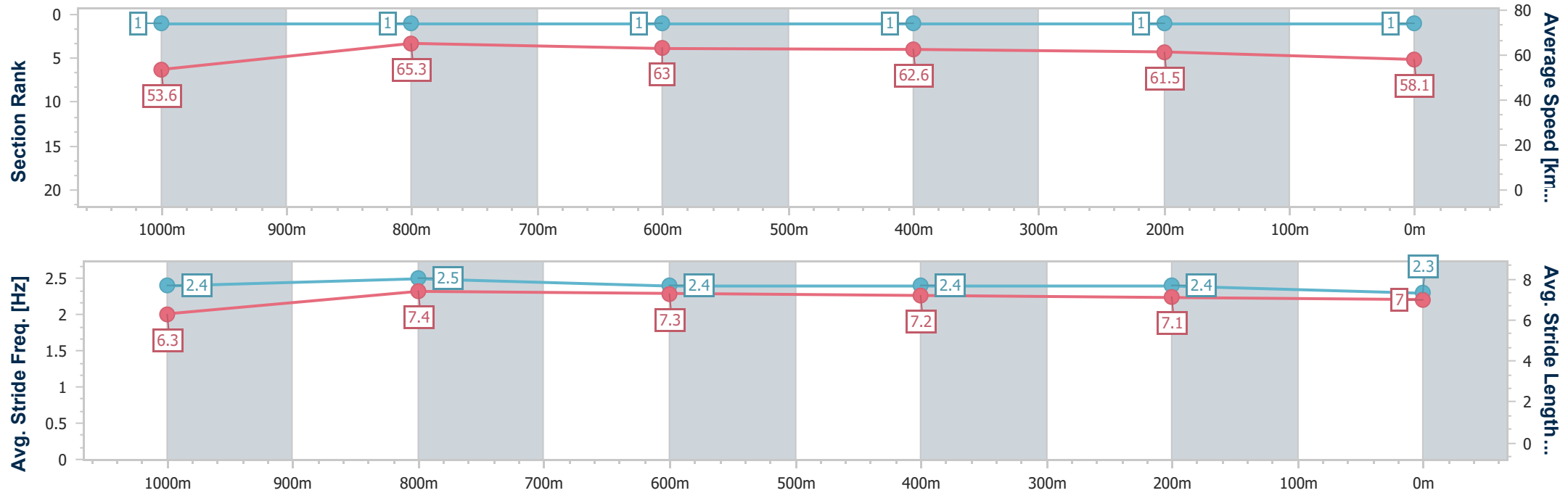
|                                |                 |
|--------------------------------|-----------------|
| Horse/Jockey Name              | Maybe           |
| Final Rank                     | 1               |
| Fastest Section Time (Section) | 0:10.97 (1000m) |
| Top Speed [km/h] (Section)     | 67.0 (1000m)    |
| Race State                     | Finished        |



Aquis Park Gold CoastProfessional  
Race 3: WEALTH INSURANCE SOLUTIONS Maiden Handicap - 1200m  
07 June 2025 - 14:22  
Track Rating: Soft 5, Weather: Fine, Rail Position: +5m 1000m-  
W/Post, +4m



| Section                | Overall                  | 1000m                    | 800m                     | 600m                     | 400m                     | 200m                     |  |  |  |  |  |  |  |  |
|------------------------|--------------------------|--------------------------|--------------------------|--------------------------|--------------------------|--------------------------|--|--|--|--|--|--|--|--|
| Section Times          | 1:11.43 [1]<br>(0:13.45) | 0:57.98 [1]<br>(0:10.97) | 0:47.01 [1]<br>(0:11.45) | 0:35.56 [1]<br>(0:11.43) | 0:24.13 [1]<br>(0:11.73) | 0:12.40 [1]<br>(0:12.40) |  |  |  |  |  |  |  |  |
| Average Speed [km/h]   | 53.6                     | 65.3                     | 63.0                     | 62.6                     | 61.5                     | 58.1                     |  |  |  |  |  |  |  |  |
| Top Speed [km/h]       | 67.0                     | 67.0                     | 63.1                     | 63.2                     | 62.3                     | 59.9                     |  |  |  |  |  |  |  |  |
| Avg. Dist. to Rail [m] | 1.9                      | 0.9                      | 0.5                      | 0.7                      | 0.2                      | 0.3                      |  |  |  |  |  |  |  |  |
| Avg. Stride Freq. [Hz] | 2.4                      | 2.5                      | 2.4                      | 2.4                      | 2.4                      | 2.3                      |  |  |  |  |  |  |  |  |
| Avg. Stride Length [m] | 6.3                      | 7.4                      | 7.3                      | 7.2                      | 7.1                      | 7.0                      |  |  |  |  |  |  |  |  |



[ ] Ranking at each section and finish  
-.-.- No data available at this section  
NA No data available



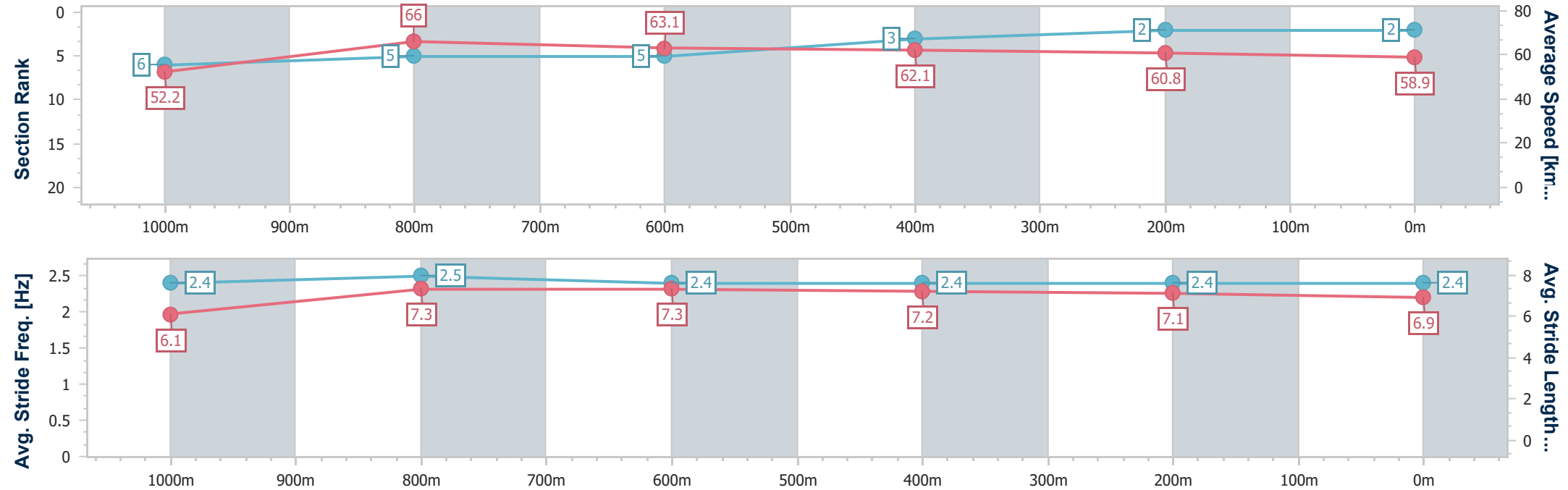


|                                |                 |
|--------------------------------|-----------------|
| Horse/Jockey Name              | Golden Cross    |
| Final Rank                     | 2               |
| Fastest Section Time (Section) | 0:10.89 (1000m) |
| Top Speed [km/h] (Section)     | 67.8 (1000m)    |
| Race State                     | Finished        |



Aquis Park Gold CoastProfessional  
Race 3: WEALTH INSURANCE SOLUTIONS Maiden Handicap - 1200m  
07 June 2025 - 14:22  
Track Rating: Soft 5, Weather: Fine, Rail Position: +5m 1000m-  
W/Post, +4m

| Section                | Overall                  | 1000m                    | 800m                     | 600m                     | 400m                     | 200m                     |  |  |  |  |  |  |  |  |
|------------------------|--------------------------|--------------------------|--------------------------|--------------------------|--------------------------|--------------------------|--|--|--|--|--|--|--|--|
| Section Times          | 1:11.84 [2]<br>(0:13.86) | 0:57.98 [6]<br>(0:10.89) | 0:47.09 [5]<br>(0:11.44) | 0:35.65 [5]<br>(0:11.54) | 0:24.11 [3]<br>(0:11.91) | 0:12.20 [2]<br>(0:12.20) |  |  |  |  |  |  |  |  |
| Average Speed [km/h]   | 52.2                     | 66.0                     | 63.1                     | 62.1                     | 60.8                     | 58.9                     |  |  |  |  |  |  |  |  |
| Top Speed [km/h]       | 67.6                     | 67.8                     | 63.8                     | 62.5                     | 61.3                     | 60.6                     |  |  |  |  |  |  |  |  |
| Avg. Dist. to Rail [m] | 0.7                      | 1.0                      | 0.8                      | 0.6                      | 0.6                      | 1.5                      |  |  |  |  |  |  |  |  |
| Avg. Stride Freq. [Hz] | 2.4                      | 2.5                      | 2.4                      | 2.4                      | 2.4                      | 2.4                      |  |  |  |  |  |  |  |  |
| Avg. Stride Length [m] | 6.1                      | 7.3                      | 7.3                      | 7.2                      | 7.1                      | 6.9                      |  |  |  |  |  |  |  |  |



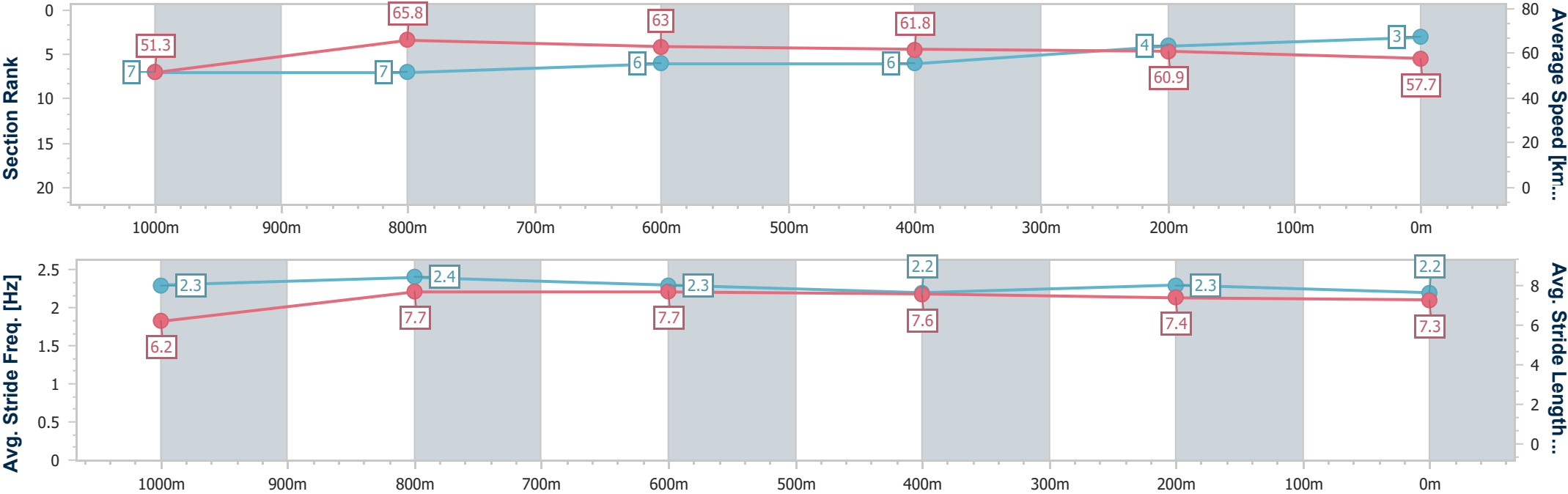


|                                |                 |
|--------------------------------|-----------------|
| Horse/Jockey Name              | Rum Runner      |
| Final Rank                     | 3               |
| Fastest Section Time (Section) | 0:11.01 (1000m) |
| Top Speed [km/h] (Section)     | 67.4 (Overall)  |
| Race State                     | Finished        |



Aquis Park Gold CoastProfessional  
Race 3: WEALTH INSURANCE SOLUTIONS Maiden Handicap - 1200m  
07 June 2025 - 14:22  
Track Rating: Soft 5, Weather: Fine, Rail Position: +5m 1000m-  
W/Post, +4m

| Section                | Overall                  | 1000m                    | 800m                     | 600m                     | 400m                     | 200m                     |  |  |  |  |  |  |  |  |
|------------------------|--------------------------|--------------------------|--------------------------|--------------------------|--------------------------|--------------------------|--|--|--|--|--|--|--|--|
| Section Times          | 1:12.35 [3]<br>(0:14.04) | 0:58.31 [7]<br>(0:11.01) | 0:47.30 [7]<br>(0:11.40) | 0:35.90 [6]<br>(0:11.56) | 0:24.34 [6]<br>(0:11.87) | 0:12.47 [4]<br>(0:12.47) |  |  |  |  |  |  |  |  |
| Average Speed [km/h]   | 51.3                     | 65.8                     | 63.0                     | 61.8                     | 60.9                     | 57.7                     |  |  |  |  |  |  |  |  |
| Top Speed [km/h]       | 67.4                     | 67.1                     | 63.7                     | 62.4                     | 61.6                     | 59.1                     |  |  |  |  |  |  |  |  |
| Avg. Dist. to Rail [m] | 4.8                      | 0.8                      | 0.6                      | 0.8                      | 1.5                      | 0.5                      |  |  |  |  |  |  |  |  |
| Avg. Stride Freq. [Hz] | 2.3                      | 2.4                      | 2.3                      | 2.2                      | 2.3                      | 2.2                      |  |  |  |  |  |  |  |  |
| Avg. Stride Length [m] | 6.2                      | 7.7                      | 7.7                      | 7.6                      | 7.4                      | 7.3                      |  |  |  |  |  |  |  |  |



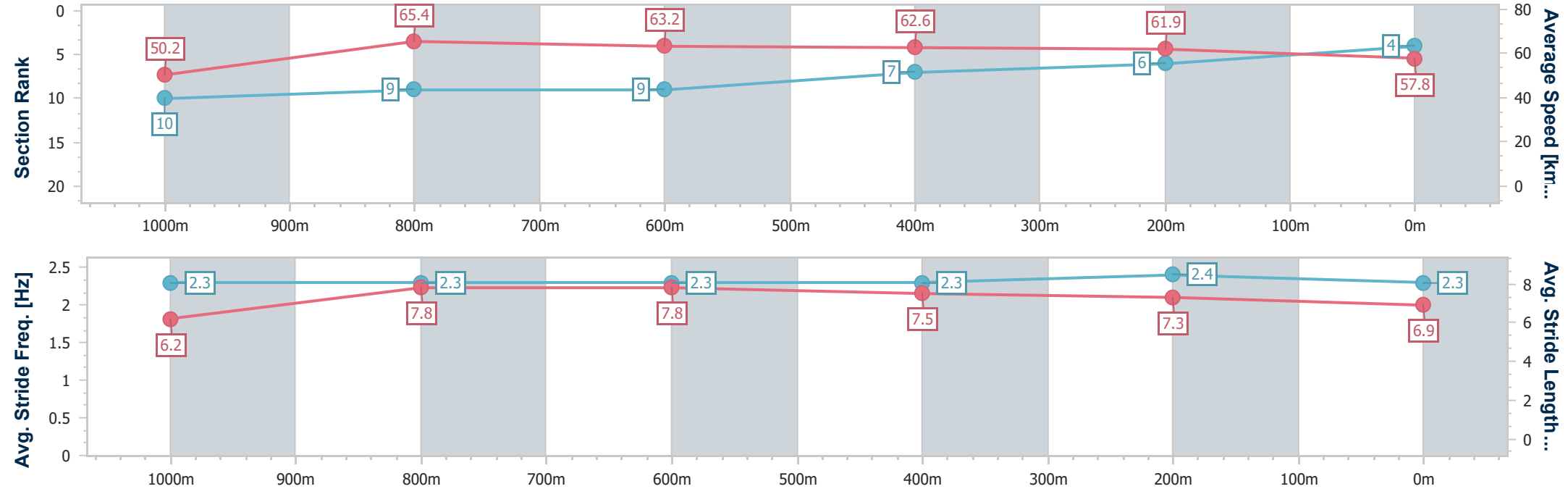


|                                |                 |
|--------------------------------|-----------------|
| Horse/Jockey Name              | Video Vixen     |
| Final Rank                     | 4               |
| Fastest Section Time (Section) | 0:11.03 (1000m) |
| Top Speed [km/h] (Section)     | 67.4 (1000m)    |
| Race State                     | Finished        |



Aquis Park Gold CoastProfessional  
Race 3: WEALTH INSURANCE SOLUTIONS Maiden Handicap - 1200m  
07 June 2025 - 14:22  
Track Rating: Soft 5, Weather: Fine, Rail Position: +5m 1000m-  
W/Post, +4m

| Section                | Overall                  | 1000m                     | 800m                     | 600m                     | 400m                     | 200m                     |  |  |  |  |  |  |  |  |
|------------------------|--------------------------|---------------------------|--------------------------|--------------------------|--------------------------|--------------------------|--|--|--|--|--|--|--|--|
| Section Times          | 1:12.35 [4]<br>(0:14.36) | 0:57.99 [10]<br>(0:11.03) | 0:46.96 [9]<br>(0:11.39) | 0:35.57 [9]<br>(0:11.43) | 0:24.14 [7]<br>(0:11.71) | 0:12.43 [6]<br>(0:12.43) |  |  |  |  |  |  |  |  |
| Average Speed [km/h]   | 50.2                     | 65.4                      | 63.2                     | 62.6                     | 61.9                     | 57.8                     |  |  |  |  |  |  |  |  |
| Top Speed [km/h]       | 66.6                     | 67.4                      | 64.1                     | 64.1                     | 62.9                     | 59.9                     |  |  |  |  |  |  |  |  |
| Avg. Dist. to Rail [m] | 4.2                      | 0.6                       | 0.4                      | 0.9                      | 4.0                      | 4.8                      |  |  |  |  |  |  |  |  |
| Avg. Stride Freq. [Hz] | 2.3                      | 2.3                       | 2.3                      | 2.3                      | 2.4                      | 2.3                      |  |  |  |  |  |  |  |  |
| Avg. Stride Length [m] | 6.2                      | 7.8                       | 7.8                      | 7.5                      | 7.3                      | 6.9                      |  |  |  |  |  |  |  |  |



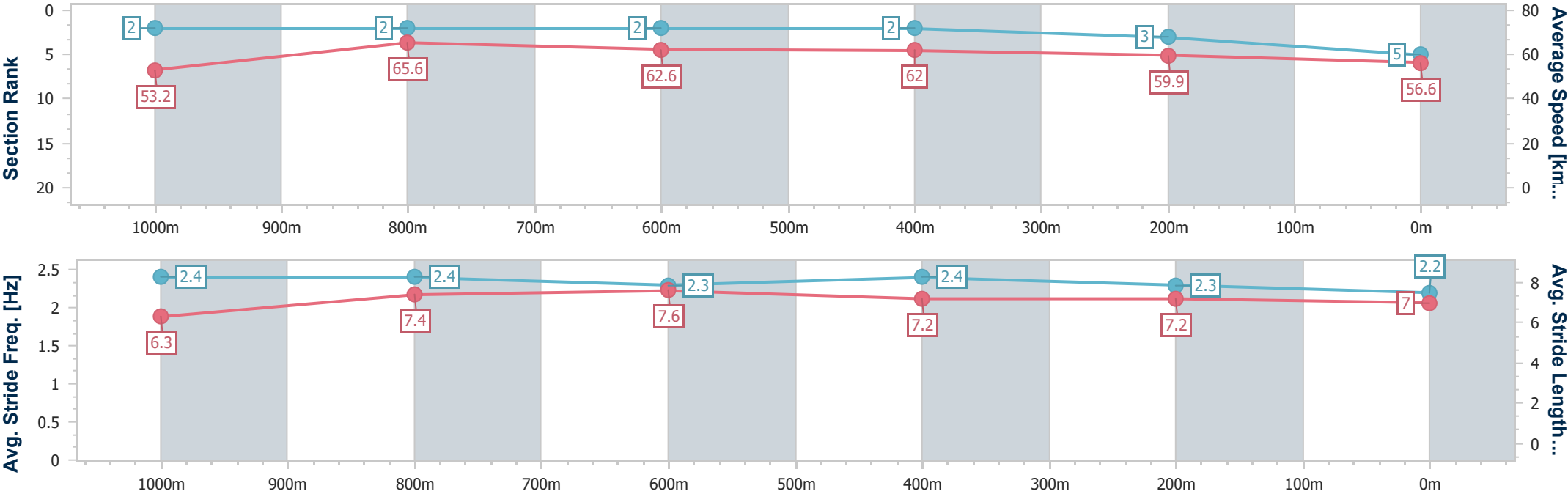


|                                |                 |
|--------------------------------|-----------------|
| Horse/Jockey Name              | Jidayubori      |
| Final Rank                     | 5               |
| Fastest Section Time (Section) | 0:11.01 (1000m) |
| Top Speed [km/h] (Section)     | 68.5 (Overall)  |
| Race State                     | Finished        |



Aquis Park Gold CoastProfessional  
Race 3: WEALTH INSURANCE SOLUTIONS Maiden Handicap - 1200m  
07 June 2025 - 14:22  
Track Rating: Soft 5, Weather: Fine, Rail Position: +5m 1000m-  
W/Post, +4m

| Section                | Overall                  | 1000m                    | 800m                     | 600m                     | 400m                     | 200m                     |  |  |  |  |  |  |  |  |
|------------------------|--------------------------|--------------------------|--------------------------|--------------------------|--------------------------|--------------------------|--|--|--|--|--|--|--|--|
| Section Times          | 1:12.40 [5]<br>(0:13.55) | 0:58.85 [2]<br>(0:11.01) | 0:47.84 [2]<br>(0:11.50) | 0:36.34 [2]<br>(0:11.56) | 0:24.78 [2]<br>(0:12.07) | 0:12.71 [3]<br>(0:12.71) |  |  |  |  |  |  |  |  |
| Average Speed [km/h]   | 53.2                     | 65.6                     | 62.6                     | 62.0                     | 59.9                     | 56.6                     |  |  |  |  |  |  |  |  |
| Top Speed [km/h]       | 68.5                     | 68.4                     | 63.8                     | 62.9                     | 60.5                     | 58.4                     |  |  |  |  |  |  |  |  |
| Avg. Dist. to Rail [m] | 2.9                      | 0.7                      | 0.5                      | 0.9                      | 1.4                      | 2.6                      |  |  |  |  |  |  |  |  |
| Avg. Stride Freq. [Hz] | 2.4                      | 2.4                      | 2.3                      | 2.4                      | 2.3                      | 2.2                      |  |  |  |  |  |  |  |  |
| Avg. Stride Length [m] | 6.3                      | 7.4                      | 7.6                      | 7.2                      | 7.2                      | 7.0                      |  |  |  |  |  |  |  |  |



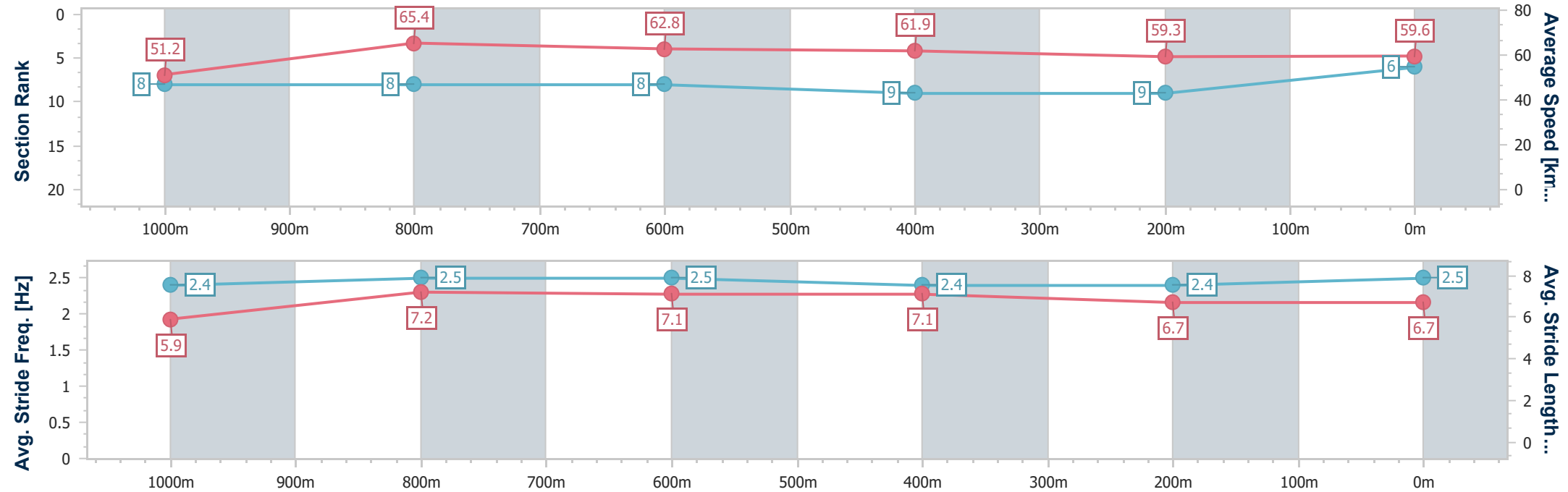


|                                |                   |
|--------------------------------|-------------------|
| Horse/Jockey Name              | Let's Do It Again |
| Final Rank                     | 6                 |
| Fastest Section Time (Section) | 0:11.12 (1000m)   |
| Top Speed [km/h] (Section)     | 66.6 (1000m)      |
| Race State                     | Finished          |



Aquis Park Gold CoastProfessional  
Race 3: WEALTH INSURANCE SOLUTIONS Maiden Handicap - 1200m  
07 June 2025 - 14:22  
Track Rating: Soft 5, Weather: Fine, Rail Position: +5m 1000m-  
W/Post, +4m

| Section                | Overall                  | 1000m                    | 800m                     | 600m                     | 400m                     | 200m                     |  |  |  |  |  |  |  |
|------------------------|--------------------------|--------------------------|--------------------------|--------------------------|--------------------------|--------------------------|--|--|--|--|--|--|--|
| Section Times          | 1:12.59 [6]<br>(0:14.05) | 0:58.54 [8]<br>(0:11.12) | 0:47.42 [8]<br>(0:11.54) | 0:35.88 [8]<br>(0:11.68) | 0:24.20 [9]<br>(0:12.15) | 0:12.05 [9]<br>(0:12.05) |  |  |  |  |  |  |  |
| Average Speed [km/h]   | 51.2                     | 65.4                     | 62.8                     | 61.9                     | 59.3                     | 59.6                     |  |  |  |  |  |  |  |
| Top Speed [km/h]       | 66.3                     | 66.6                     | 63.8                     | 62.8                     | 60.2                     | 61.5                     |  |  |  |  |  |  |  |
| Avg. Dist. to Rail [m] | 7.4                      | 1.8                      | 1.7                      | 0.8                      | 2.2                      | 4.0                      |  |  |  |  |  |  |  |
| Avg. Stride Freq. [Hz] | 2.4                      | 2.5                      | 2.5                      | 2.4                      | 2.4                      | 2.5                      |  |  |  |  |  |  |  |
| Avg. Stride Length [m] | 5.9                      | 7.2                      | 7.1                      | 7.1                      | 6.7                      | 6.7                      |  |  |  |  |  |  |  |



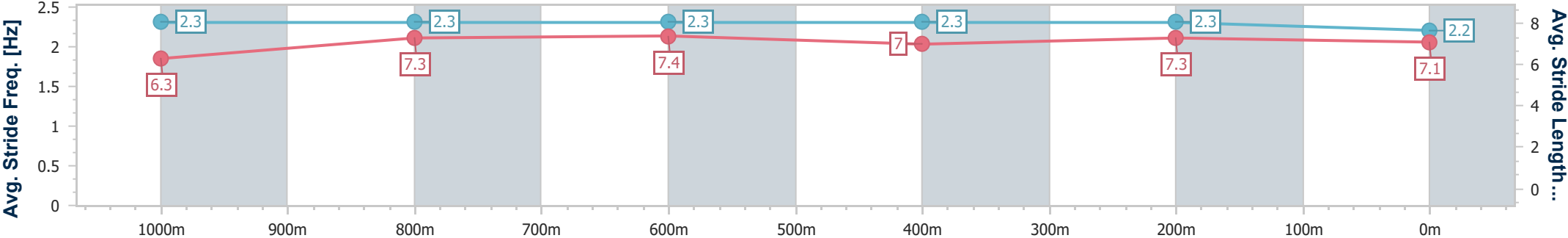
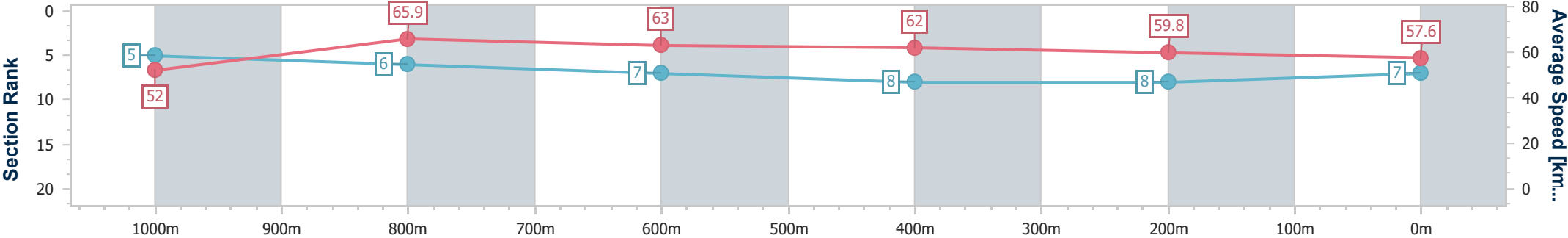


|                                |                 |
|--------------------------------|-----------------|
| Horse/Jockey Name              | Be Friendly     |
| Final Rank                     | 7               |
| Fastest Section Time (Section) | 0:11.08 (1000m) |
| Top Speed [km/h] (Section)     | 67.0 (1000m)    |
| Race State                     | Finished        |



Aquis Park Gold CoastProfessional  
Race 3: WEALTH INSURANCE SOLUTIONS Maiden Handicap - 1200m  
07 June 2025 - 14:22  
Track Rating: Soft 5, Weather: Fine, Rail Position: +5m 1000m-  
W/Post, +4m

| Section                | Overall                  | 1000m                    | 800m                     | 600m                     | 400m                     | 200m                     |  |  |  |  |  |  |  |
|------------------------|--------------------------|--------------------------|--------------------------|--------------------------|--------------------------|--------------------------|--|--|--|--|--|--|--|
| Section Times          | 1:12.81 [7]<br>(0:13.85) | 0:58.96 [5]<br>(0:11.08) | 0:47.88 [6]<br>(0:11.55) | 0:36.33 [7]<br>(0:11.77) | 0:24.56 [8]<br>(0:12.11) | 0:12.45 [8]<br>(0:12.45) |  |  |  |  |  |  |  |
| Average Speed [km/h]   | 52.0                     | 65.9                     | 63.0                     | 62.0                     | 59.8                     | 57.6                     |  |  |  |  |  |  |  |
| Top Speed [km/h]       | 67.0                     | 67.0                     | 63.9                     | 62.3                     | 60.7                     | 58.7                     |  |  |  |  |  |  |  |
| Avg. Dist. to Rail [m] | 2.1                      | 2.7                      | 2.8                      | 2.1                      | 6.7                      | 7.9                      |  |  |  |  |  |  |  |
| Avg. Stride Freq. [Hz] | 2.3                      | 2.3                      | 2.3                      | 2.3                      | 2.3                      | 2.2                      |  |  |  |  |  |  |  |
| Avg. Stride Length [m] | 6.3                      | 7.3                      | 7.4                      | 7.0                      | 7.3                      | 7.1                      |  |  |  |  |  |  |  |



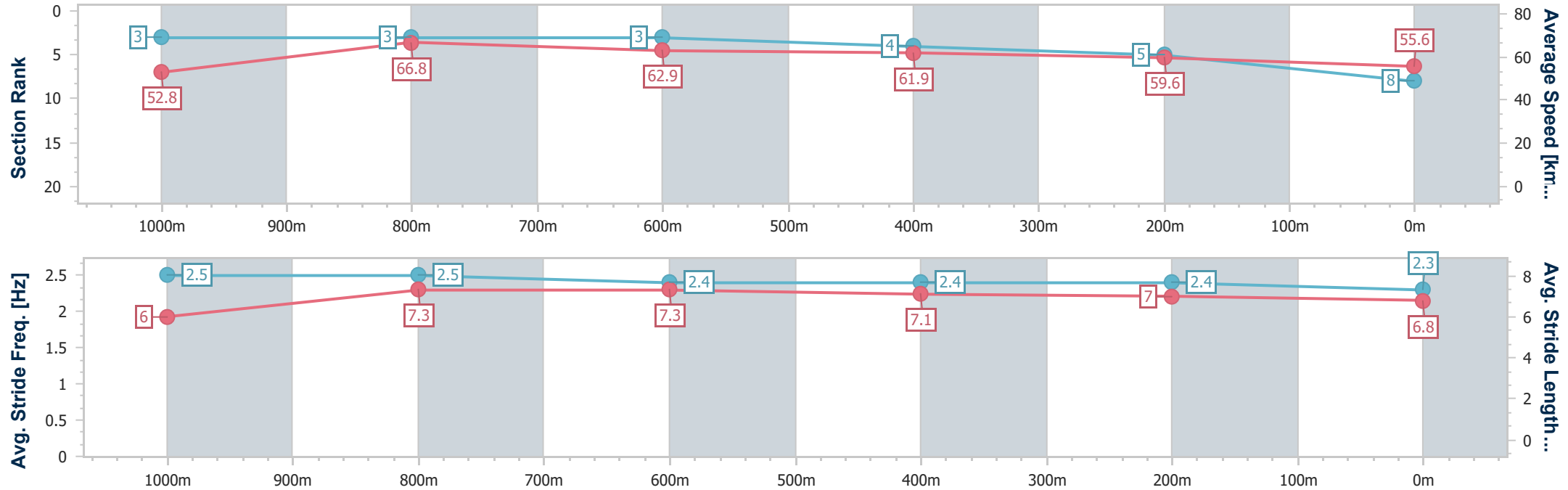


|                                |                 |
|--------------------------------|-----------------|
| Horse/Jockey Name              | Jungle Warrior  |
| Final Rank                     | 8               |
| Fastest Section Time (Section) | 0:10.93 (1000m) |
| Top Speed [km/h] (Section)     | 69.1 (1000m)    |
| Race State                     | Finished        |



Aquis Park Gold CoastProfessional  
Race 3: WEALTH INSURANCE SOLUTIONS Maiden Handicap - 1200m  
07 June 2025 - 14:22  
Track Rating: Soft 5, Weather: Fine, Rail Position: +5m 1000m-  
W/Post, +4m

| Section                | Overall                  | 1000m                    | 800m                     | 600m                     | 400m                     | 200m                     |  |  |  |  |  |  |  |  |
|------------------------|--------------------------|--------------------------|--------------------------|--------------------------|--------------------------|--------------------------|--|--|--|--|--|--|--|--|
| Section Times          | 1:12.84 [8]<br>(0:13.64) | 0:59.20 [3]<br>(0:10.93) | 0:48.27 [3]<br>(0:11.51) | 0:36.76 [3]<br>(0:11.70) | 0:25.06 [4]<br>(0:12.14) | 0:12.92 [5]<br>(0:12.92) |  |  |  |  |  |  |  |  |
| Average Speed [km/h]   | 52.8                     | 66.8                     | 62.9                     | 61.9                     | 59.6                     | 55.6                     |  |  |  |  |  |  |  |  |
| Top Speed [km/h]       | 69.1                     | 69.1                     | 64.7                     | 63.1                     | 60.7                     | 58.2                     |  |  |  |  |  |  |  |  |
| Avg. Dist. to Rail [m] | 5.5                      | 2.7                      | 2.0                      | 1.3                      | 4.0                      | 3.7                      |  |  |  |  |  |  |  |  |
| Avg. Stride Freq. [Hz] | 2.5                      | 2.5                      | 2.4                      | 2.4                      | 2.4                      | 2.3                      |  |  |  |  |  |  |  |  |
| Avg. Stride Length [m] | 6.0                      | 7.3                      | 7.3                      | 7.1                      | 7.0                      | 6.8                      |  |  |  |  |  |  |  |  |



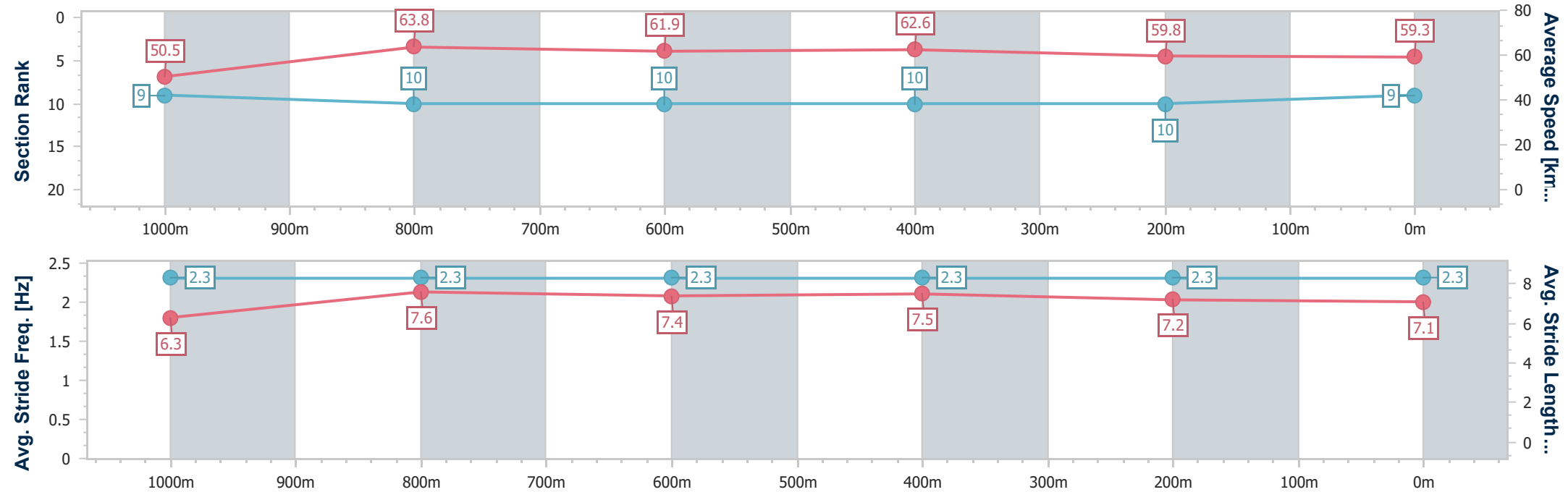


|                                |                 |
|--------------------------------|-----------------|
| Horse/Jockey Name              | Ayasaki         |
| Final Rank                     | 9               |
| Fastest Section Time (Section) | 0:11.35 (1000m) |
| Top Speed [km/h] (Section)     | 65.6 (1000m)    |
| Race State                     | Finished        |



Aquis Park Gold CoastProfessional  
Race 3: WEALTH INSURANCE SOLUTIONS Maiden Handicap - 1200m  
07 June 2025 - 14:22  
Track Rating: Soft 5, Weather: Fine, Rail Position: +5m 1000m-  
W/Post, +4m

| Section                | Overall                  | 1000m                    | 800m                      | 600m                      | 400m                      | 200m                      |  |  |  |  |  |  |  |  |
|------------------------|--------------------------|--------------------------|---------------------------|---------------------------|---------------------------|---------------------------|--|--|--|--|--|--|--|--|
| Section Times          | 1:12.98 [9]<br>(0:14.31) | 0:58.67 [9]<br>(0:11.35) | 0:47.32 [10]<br>(0:11.70) | 0:35.62 [10]<br>(0:11.48) | 0:24.14 [10]<br>(0:12.02) | 0:12.12 [10]<br>(0:12.12) |  |  |  |  |  |  |  |  |
| Average Speed [km/h]   | 50.5                     | 63.8                     | 61.9                      | 62.6                      | 59.8                      | 59.3                      |  |  |  |  |  |  |  |  |
| Top Speed [km/h]       | 64.0                     | 65.6                     | 62.8                      | 63.9                      | 61.2                      | 60.3                      |  |  |  |  |  |  |  |  |
| Avg. Dist. to Rail [m] | 6.2                      | 1.9                      | 1.6                       | 0.6                       | 0.5                       | 0.7                       |  |  |  |  |  |  |  |  |
| Avg. Stride Freq. [Hz] | 2.3                      | 2.3                      | 2.3                       | 2.3                       | 2.3                       | 2.3                       |  |  |  |  |  |  |  |  |
| Avg. Stride Length [m] | 6.3                      | 7.6                      | 7.4                       | 7.5                       | 7.2                       | 7.1                       |  |  |  |  |  |  |  |  |







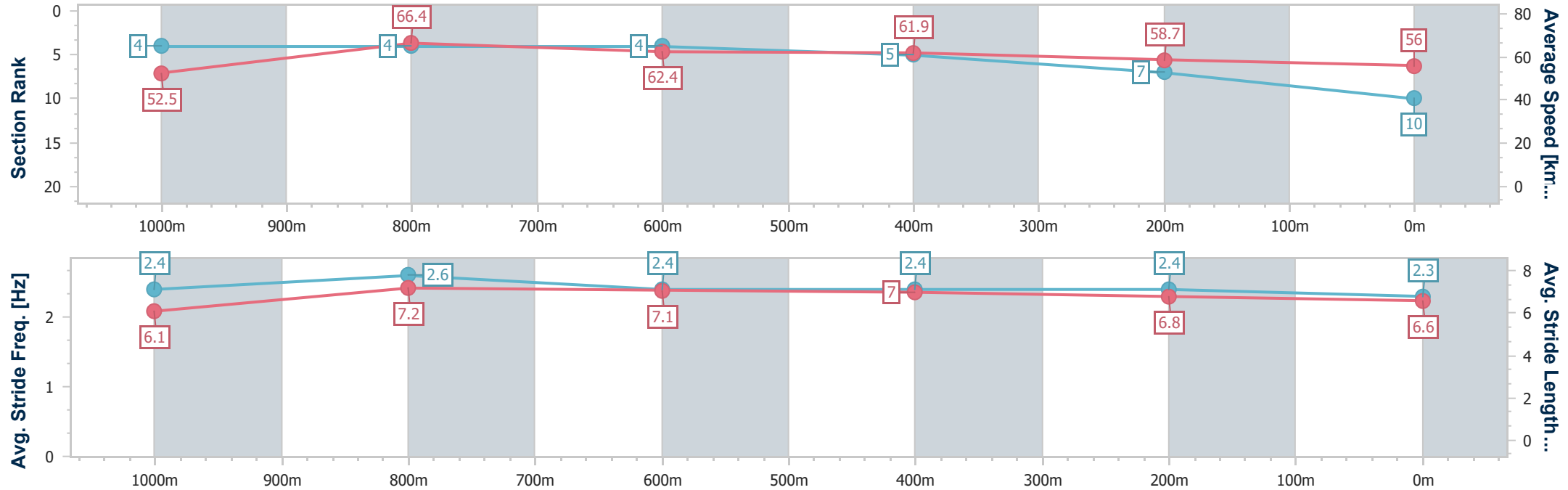
|                                |                 |
|--------------------------------|-----------------|
| Horse/Jockey Name              | Charpanda       |
| Final Rank                     | 10              |
| Fastest Section Time (Section) | 0:10.92 (1000m) |
| Top Speed [km/h] (Section)     | 69.6 (Overall)  |
| Race State                     | Finished        |



Aquis Park Gold CoastProfessional  
Race 3: WEALTH INSURANCE SOLUTIONS Maiden Handicap - 1200m  
07 June 2025 - 14:22  
Track Rating: Soft 5, Weather: Fine, Rail Position: +5m 1000m-  
W/Post, +4m



| Section                | Overall                   | 1000m                    | 800m                     | 600m                     | 400m                     | 200m                     |  |  |  |  |  |  |  |
|------------------------|---------------------------|--------------------------|--------------------------|--------------------------|--------------------------|--------------------------|--|--|--|--|--|--|--|
| Section Times          | 1:13.05 [10]<br>(0:13.72) | 0:59.33 [4]<br>(0:10.92) | 0:48.41 [4]<br>(0:11.54) | 0:36.87 [4]<br>(0:11.71) | 0:25.16 [5]<br>(0:12.33) | 0:12.83 [7]<br>(0:12.83) |  |  |  |  |  |  |  |
| Average Speed [km/h]   | 52.5                      | 66.4                     | 62.4                     | 61.9                     | 58.7                     | 56.0                     |  |  |  |  |  |  |  |
| Top Speed [km/h]       | 69.6                      | 69.5                     | 63.0                     | 63.1                     | 60.5                     | 57.1                     |  |  |  |  |  |  |  |
| Avg. Dist. to Rail [m] | 3.8                       | 1.3                      | 0.6                      | 1.1                      | 3.7                      | 2.6                      |  |  |  |  |  |  |  |
| Avg. Stride Freq. [Hz] | 2.4                       | 2.6                      | 2.4                      | 2.4                      | 2.4                      | 2.3                      |  |  |  |  |  |  |  |
| Avg. Stride Length [m] | 6.1                       | 7.2                      | 7.1                      | 7.0                      | 6.8                      | 6.6                      |  |  |  |  |  |  |  |





**Aquis Park Gold Coast Professional**  
**Race 4: CORDNER ADVISORY Class 3 Plate - 1000m**  
**07 June 2025 - 14:55**



Track Rating: Soft 5, Weather: Fine, Rail Position: +5m 1000m-W/Post, +4m

| Section     |     | Overall            |         |                  |                 | 800m        |             |             |             | 600m                   |         |         |     | 400m      |  |  |  | 200m      |  |  |  | Last 600m |  |  |  |
|-------------|-----|--------------------|---------|------------------|-----------------|-------------|-------------|-------------|-------------|------------------------|---------|---------|-----|-----------|--|--|--|-----------|--|--|--|-----------|--|--|--|
| Field Times |     | 0:57.92            |         |                  |                 | 0:44.62     |             |             |             | 0:34.00                |         |         |     | 0:23.09   |  |  |  | 0:11.90   |  |  |  | 0:34.00   |  |  |  |
|             |     | (0:13.30)          |         |                  |                 | (0:10.62)   |             |             |             | (0:10.91)              |         |         |     | (0:11.19) |  |  |  | (0:11.90) |  |  |  |           |  |  |  |
| Rank        | TAB | Horse/Jockey       | Barrier | Top Speed [km/h] | Fastest Section | Margin      |             |             |             | Distance Travelled [m] |         |         |     |           |  |  |  |           |  |  |  |           |  |  |  |
| 1           | 9   | TIGER TIE          | 5       | 69.2             | 0:10.62         | 0:57.92 [1] | 0:44.62 [1] | 0:34.00 [1] | 0:23.09 [1] | 0:11.90 [1]            | 0:57.92 | 0:34.00 |     |           |  |  |  |           |  |  |  |           |  |  |  |
|             |     | Tahlia Fenlon      |         | 800m             | 800m            | (0:13.30)   | (0:10.62)   | (0:10.91)   | (0:11.19)   | (0:11.90)              |         |         |     |           |  |  |  |           |  |  |  |           |  |  |  |
| 2           | 5   | ALPHA BRAVO        | 3       | 68.3             | 0:10.76         | 0:57.99 [2] | 0:44.59 [2] | 0:33.83 [2] | 0:23.01 [2] | 0:11.80 [2]            | 0.3L    | 0:33.83 | -3  |           |  |  |  |           |  |  |  |           |  |  |  |
|             |     | Anthony Allen      |         | 800m             | 800m            | (0:13.40)   | (0:10.76)   | (0:10.82)   | (0:11.21)   | (0:11.80)              |         |         |     |           |  |  |  |           |  |  |  |           |  |  |  |
| 3           | 2   | SARATOGA POWER     | 7       | 67.4             | 0:10.85         | 0:58.47 [3] | 0:44.76 [3] | 0:33.91 [3] | 0:22.97 [3] | 0:11.90 [3]            | 3.1L    | 0:33.91 | +2  |           |  |  |  |           |  |  |  |           |  |  |  |
|             |     | Cobi Vitler        |         | 800m             | 800m            | (0:13.71)   | (0:10.85)   | (0:10.94)   | (0:11.07)   | (0:11.90)              |         |         |     |           |  |  |  |           |  |  |  |           |  |  |  |
| 4           | 6   | FOURTH SPARGO      | 1       | 67.5             | 0:10.76         | 0:58.53 [4] | 0:44.37 [6] | 0:33.61 [6] | 0:22.61 [6] | 0:11.57 [4]            | 3.4L    | 0:33.61 | -4  |           |  |  |  |           |  |  |  |           |  |  |  |
|             |     | Luke Dempsey       |         | 800m             | 800m            | (0:14.16)   | (0:10.76)   | (0:11.00)   | (0:11.04)   | (0:11.57)              |         |         |     |           |  |  |  |           |  |  |  |           |  |  |  |
| 5           | 1   | BATTLE OF VIENNA   | 8       | 67.7             | 0:10.79         | 0:59.21 [5] | 0:44.96 [7] | 0:34.17 [7] | 0:23.25 [7] | 0:12.10 [6]            | 7.2L    | 0:34.17 | -15 |           |  |  |  |           |  |  |  |           |  |  |  |
|             |     | Danny Peisley      |         | 600m             | 800m            | (0:14.25)   | (0:10.79)   | (0:10.92)   | (0:11.15)   | (0:12.10)              |         |         |     |           |  |  |  |           |  |  |  |           |  |  |  |
| 6           | 10  | PERFECT MISSION    | 2       | 68.1             | 0:10.71         | 0:59.42 [6] | 0:45.40 [5] | 0:34.69 [5] | 0:23.73 [5] | 0:12.31 [7]            | 8.2L    | 0:34.69 | +1  |           |  |  |  |           |  |  |  |           |  |  |  |
|             |     | Micheal Hellyer    |         | 800m             | 800m            | (0:14.02)   | (0:10.71)   | (0:10.96)   | (0:11.42)   | (0:12.31)              |         |         |     |           |  |  |  |           |  |  |  |           |  |  |  |
| 7           | 13  | SHOTGUN DIVA       | 6       | 66.7             | 0:10.87         | 0:59.43 [7] | 0:45.66 [4] | 0:34.79 [4] | 0:23.83 [4] | 0:12.33 [5]            | 8.3L    | 0:34.79 | -9  |           |  |  |  |           |  |  |  |           |  |  |  |
|             |     | Adin Thompson      |         | 800m             | 800m            | (0:13.77)   | (0:10.87)   | (0:10.96)   | (0:11.50)   | (0:12.33)              |         |         |     |           |  |  |  |           |  |  |  |           |  |  |  |
| 8           | 12  | ROCKBARTON FASHION | 4       | 66.9             | 0:10.90         | 1:01.26 [8] | 0:46.93 [8] | 0:36.03 [8] | 0:24.89 [8] | 0:13.21 [8]            | 19.1L   | 0:36.03 | -1  |           |  |  |  |           |  |  |  |           |  |  |  |
|             |     | Noriyuki Masuda    |         | 600m             | 800m            | (0:14.33)   | (0:10.90)   | (0:11.14)   | (0:11.68)   | (0:13.21)              |         |         |     |           |  |  |  |           |  |  |  |           |  |  |  |

Scratched: Port Erin (#3), Pungo (#4), Neil (#8), Hidden Melody (#11), Missile One (#7)



|                                |                |
|--------------------------------|----------------|
| Horse/Jockey Name              | Tiger Tie      |
| Final Rank                     | 1              |
| Fastest Section Time (Section) | 0:10.62 (800m) |
| Top Speed [km/h] (Section)     | 69.2 (800m)    |
| Race State                     | Finished       |

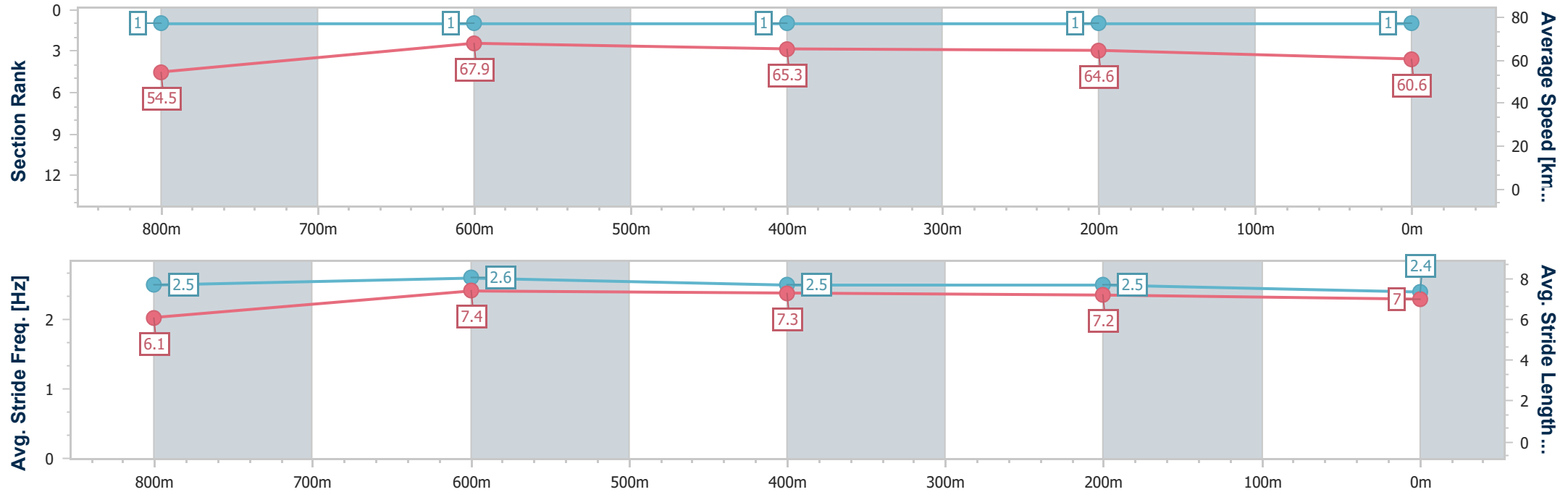


Aquis Park Gold CoastProfessional  
Race 4: CORDNER ADVISORY Class 3 Plate - 1000m



07 June 2025 - 14:55  
Track Rating: Soft 5, Weather: Fine, Rail Position: +5m 1000m-  
W/Post, +4m

| Section                | Overall                  | 800m                     | 600m                     | 400m                     | 200m                     |  |  |  |  |  |  |  |  |  |
|------------------------|--------------------------|--------------------------|--------------------------|--------------------------|--------------------------|--|--|--|--|--|--|--|--|--|
| Section Times          | 0:57.92 [1]<br>(0:13.30) | 0:44.62 [1]<br>(0:10.62) | 0:34.00 [1]<br>(0:10.91) | 0:23.09 [1]<br>(0:11.19) | 0:11.90 [1]<br>(0:11.90) |  |  |  |  |  |  |  |  |  |
| Average Speed [km/h]   | 54.5                     | 67.9                     | 65.3                     | 64.6                     | 60.6                     |  |  |  |  |  |  |  |  |  |
| Top Speed [km/h]       | 64.9                     | 69.2                     | 68.4                     | 65.8                     | 64.9                     |  |  |  |  |  |  |  |  |  |
| Avg. Dist. to Rail [m] | 5.5                      | 0.8                      | 1.8                      | 0.5                      | 0.9                      |  |  |  |  |  |  |  |  |  |
| Avg. Stride Freq. [Hz] | 2.5                      | 2.6                      | 2.5                      | 2.5                      | 2.4                      |  |  |  |  |  |  |  |  |  |
| Avg. Stride Length [m] | 6.1                      | 7.4                      | 7.3                      | 7.2                      | 7.0                      |  |  |  |  |  |  |  |  |  |



- [ ] Ranking at each section and finish
- .-.- No data available at this section
- NA No data available



|                                |                |
|--------------------------------|----------------|
| Horse/Jockey Name              | Alpha Bravo    |
| Final Rank                     | 2              |
| Fastest Section Time (Section) | 0:10.76 (800m) |
| Top Speed [km/h] (Section)     | 68.3 (800m)    |
| Race State                     | Finished       |

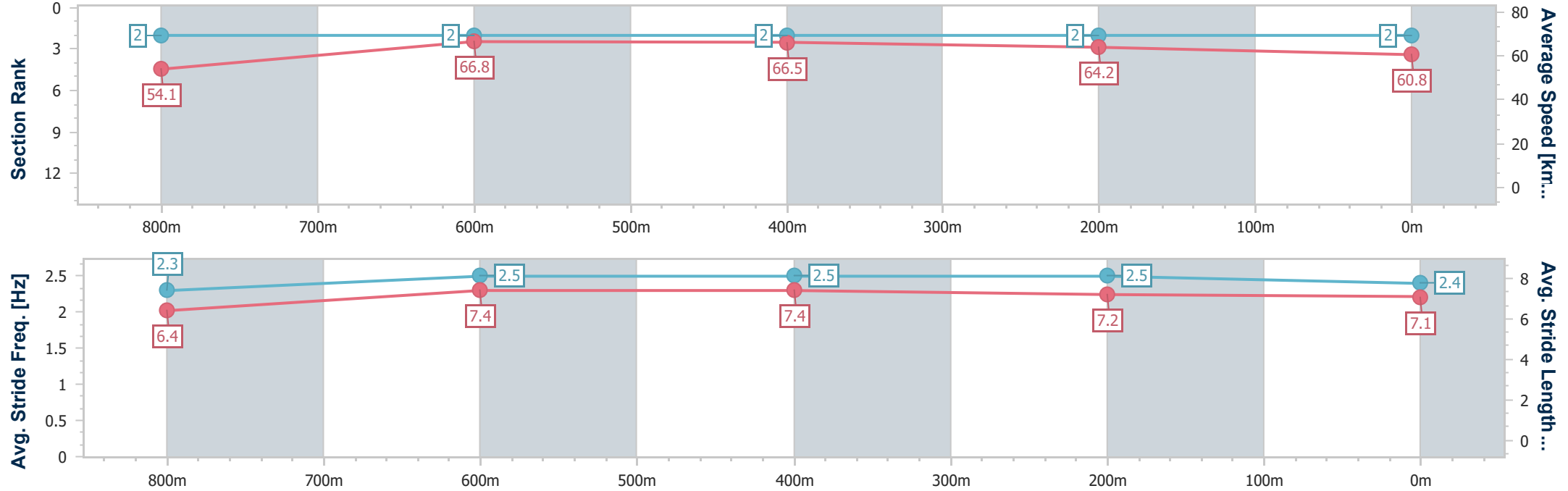


Aquis Park Gold CoastProfessional  
Race 4: CORDNER ADVISORY Class 3 Plate - 1000m



07 June 2025 - 14:55  
Track Rating: Soft 5, Weather: Fine, Rail Position: +5m 1000m-  
W/Post, +4m

| Section                | Overall                  | 800m                     | 600m                     | 400m                     | 200m                     |  |  |  |  |  |  |  |  |  |  |
|------------------------|--------------------------|--------------------------|--------------------------|--------------------------|--------------------------|--|--|--|--|--|--|--|--|--|--|
| Section Times          | 0:57.99 [2]<br>(0:13.40) | 0:44.59 [2]<br>(0:10.76) | 0:33.83 [2]<br>(0:10.82) | 0:23.01 [2]<br>(0:11.21) | 0:11.80 [2]<br>(0:11.80) |  |  |  |  |  |  |  |  |  |  |
| Average Speed [km/h]   | 54.1                     | 66.8                     | 66.5                     | 64.2                     | 60.8                     |  |  |  |  |  |  |  |  |  |  |
| Top Speed [km/h]       | 64.7                     | 68.3                     | 67.5                     | 66.9                     | 64.8                     |  |  |  |  |  |  |  |  |  |  |
| Avg. Dist. to Rail [m] | 3.6                      | 1.3                      | 1.2                      | 0.3                      | 1.4                      |  |  |  |  |  |  |  |  |  |  |
| Avg. Stride Freq. [Hz] | 2.3                      | 2.5                      | 2.5                      | 2.5                      | 2.4                      |  |  |  |  |  |  |  |  |  |  |
| Avg. Stride Length [m] | 6.4                      | 7.4                      | 7.4                      | 7.2                      | 7.1                      |  |  |  |  |  |  |  |  |  |  |



- [ ] Ranking at each section and finish
- .-.- No data available at this section
- NA No data available



|                                |                |
|--------------------------------|----------------|
| Horse/Jockey Name              | Saratoga Power |
| Final Rank                     | 3              |
| Fastest Section Time (Section) | 0:10.85 (800m) |
| Top Speed [km/h] (Section)     | 67.4 (800m)    |
| Race State                     | Finished       |

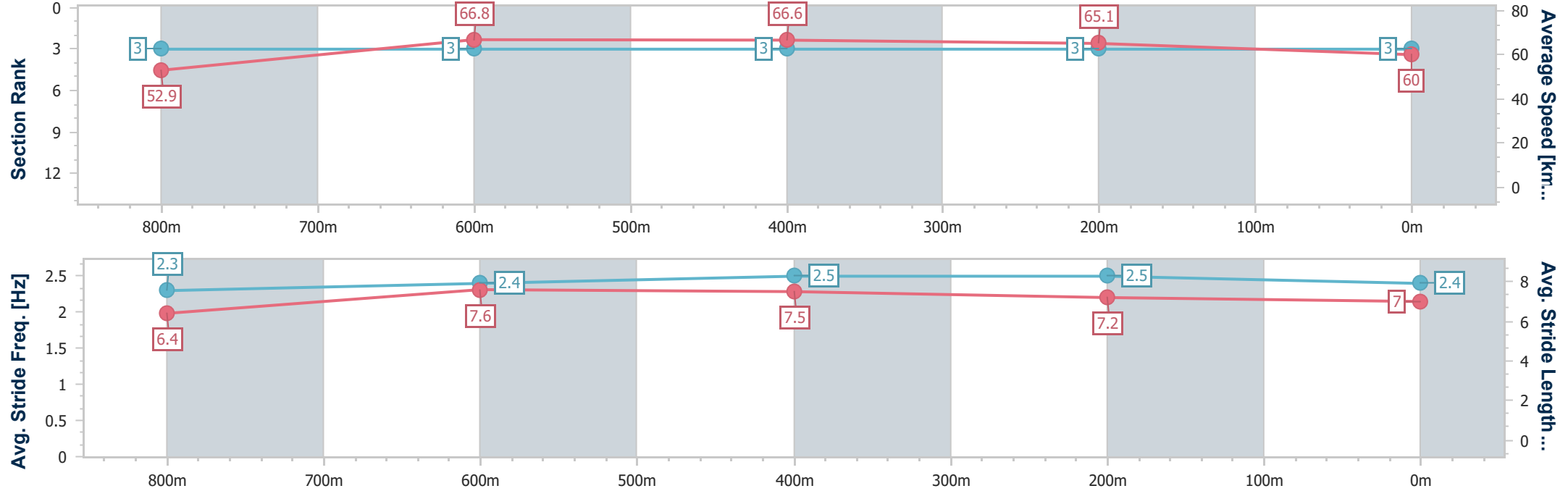


Aquis Park Gold CoastProfessional  
Race 4: CORDNER ADVISORY Class 3 Plate - 1000m



07 June 2025 - 14:55  
Track Rating: Soft 5, Weather: Fine, Rail Position: +5m 1000m-  
W/Post, +4m

| Section                | Overall                  | 800m                     | 600m                     | 400m                     | 200m                     |  |  |  |  |  |  |  |  |  |  |
|------------------------|--------------------------|--------------------------|--------------------------|--------------------------|--------------------------|--|--|--|--|--|--|--|--|--|--|
| Section Times          | 0:58.47 [3]<br>(0:13.71) | 0:44.76 [3]<br>(0:10.85) | 0:33.91 [3]<br>(0:10.94) | 0:22.97 [3]<br>(0:11.07) | 0:11.90 [3]<br>(0:11.90) |  |  |  |  |  |  |  |  |  |  |
| Average Speed [km/h]   | 52.9                     | 66.8                     | 66.6                     | 65.1                     | 60.0                     |  |  |  |  |  |  |  |  |  |  |
| Top Speed [km/h]       | 63.1                     | 67.4                     | 67.4                     | 67.0                     | 65.8                     |  |  |  |  |  |  |  |  |  |  |
| Avg. Dist. to Rail [m] | 6.1                      | 1.0                      | 1.3                      | 2.4                      | 3.5                      |  |  |  |  |  |  |  |  |  |  |
| Avg. Stride Freq. [Hz] | 2.3                      | 2.4                      | 2.5                      | 2.5                      | 2.4                      |  |  |  |  |  |  |  |  |  |  |
| Avg. Stride Length [m] | 6.4                      | 7.6                      | 7.5                      | 7.2                      | 7.0                      |  |  |  |  |  |  |  |  |  |  |



- [ ] Ranking at each section and finish
- .-.- No data available at this section
- NA No data available



|                                |                |
|--------------------------------|----------------|
| Horse/Jockey Name              | Fourth Spargo  |
| Final Rank                     | 4              |
| Fastest Section Time (Section) | 0:10.76 (800m) |
| Top Speed [km/h] (Section)     | 67.5 (800m)    |
| Race State                     | Finished       |

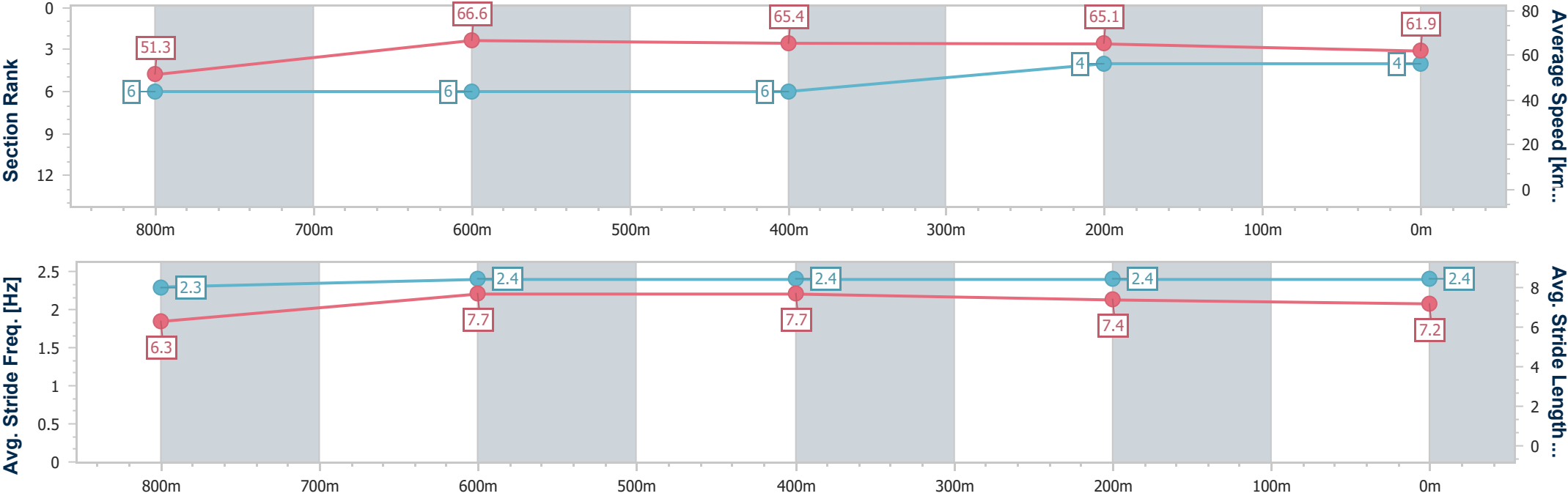


Aquis Park Gold CoastProfessional  
Race 4: CORDNER ADVISORY Class 3 Plate - 1000m



07 June 2025 - 14:55  
Track Rating: Soft 5, Weather: Fine, Rail Position: +5m 1000m-  
W/Post, +4m

| Section                | Overall                  | 800m                     | 600m                     | 400m                     | 200m                     |  |  |  |  |  |  |  |  |  |  |
|------------------------|--------------------------|--------------------------|--------------------------|--------------------------|--------------------------|--|--|--|--|--|--|--|--|--|--|
| Section Times          | 0:58.53 [4]<br>(0:14.16) | 0:44.37 [6]<br>(0:10.76) | 0:33.61 [6]<br>(0:11.00) | 0:22.61 [6]<br>(0:11.04) | 0:11.57 [4]<br>(0:11.57) |  |  |  |  |  |  |  |  |  |  |
| Average Speed [km/h]   | 51.3                     | 66.6                     | 65.4                     | 65.1                     | 61.9                     |  |  |  |  |  |  |  |  |  |  |
| Top Speed [km/h]       | 62.8                     | 67.5                     | 67.4                     | 66.1                     | 66.1                     |  |  |  |  |  |  |  |  |  |  |
| Avg. Dist. to Rail [m] | 2.9                      | 1.8                      | 1.0                      | 1.6                      | 1.4                      |  |  |  |  |  |  |  |  |  |  |
| Avg. Stride Freq. [Hz] | 2.3                      | 2.4                      | 2.4                      | 2.4                      | 2.4                      |  |  |  |  |  |  |  |  |  |  |
| Avg. Stride Length [m] | 6.3                      | 7.7                      | 7.7                      | 7.4                      | 7.2                      |  |  |  |  |  |  |  |  |  |  |



[ ] Ranking at each section and finish  
-.-.- No data available at this section  
NA No data available



|                                |                  |
|--------------------------------|------------------|
| Horse/Jockey Name              | Battle Of Vienna |
| Final Rank                     | 5                |
| Fastest Section Time (Section) | 0:10.79 (800m)   |
| Top Speed [km/h] (Section)     | 67.7 (600m)      |
| Race State                     | Finished         |

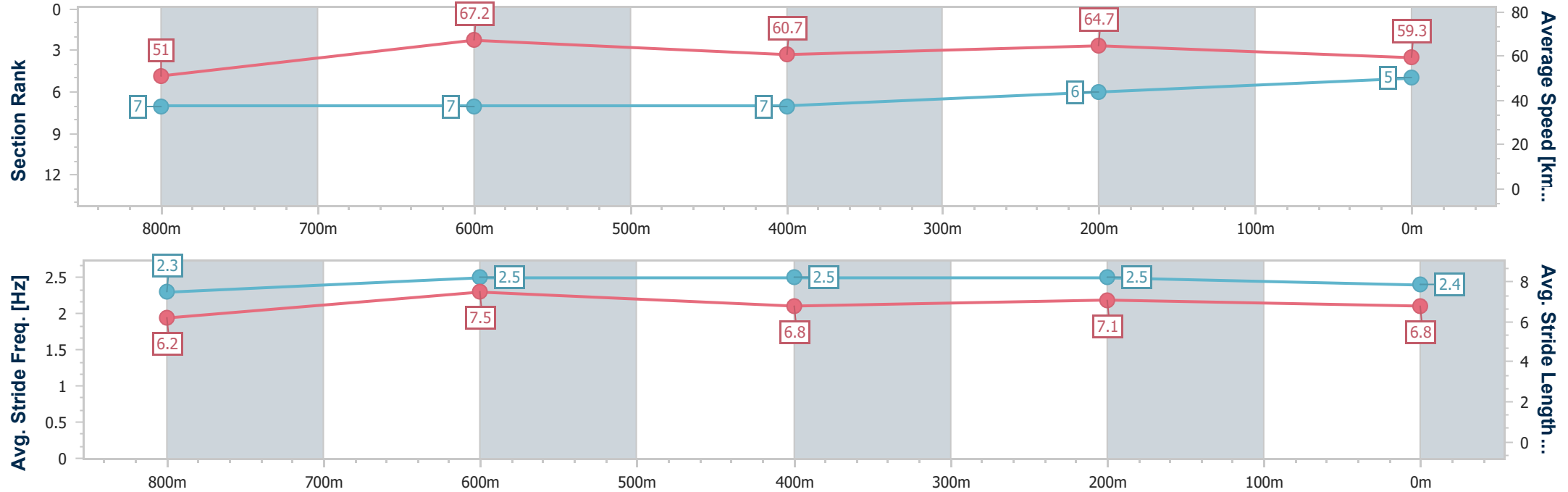


Aquis Park Gold CoastProfessional  
Race 4: CORDNER ADVISORY Class 3 Plate - 1000m



07 June 2025 - 14:55  
Track Rating: Soft 5, Weather: Fine, Rail Position: +5m 1000m-  
W/Post, +4m

| Section                | Overall                  | 800m                     | 600m                     | 400m                     | 200m                     |  |  |  |  |  |  |  |  |  |  |
|------------------------|--------------------------|--------------------------|--------------------------|--------------------------|--------------------------|--|--|--|--|--|--|--|--|--|--|
| Section Times          | 0:59.21 [5]<br>(0:14.25) | 0:44.96 [7]<br>(0:10.79) | 0:34.17 [7]<br>(0:10.92) | 0:23.25 [7]<br>(0:11.15) | 0:12.10 [6]<br>(0:12.10) |  |  |  |  |  |  |  |  |  |  |
| Average Speed [km/h]   | 51.0                     | 67.2                     | 60.7                     | 64.7                     | 59.3                     |  |  |  |  |  |  |  |  |  |  |
| Top Speed [km/h]       | 61.8                     | 67.7                     | 67.7                     | 66.8                     | 65.3                     |  |  |  |  |  |  |  |  |  |  |
| Avg. Dist. to Rail [m] | 6.3                      | 0.7                      | 0.7                      | 3.2                      | 3.5                      |  |  |  |  |  |  |  |  |  |  |
| Avg. Stride Freq. [Hz] | 2.3                      | 2.5                      | 2.5                      | 2.5                      | 2.4                      |  |  |  |  |  |  |  |  |  |  |
| Avg. Stride Length [m] | 6.2                      | 7.5                      | 6.8                      | 7.1                      | 6.8                      |  |  |  |  |  |  |  |  |  |  |



- [ ] Ranking at each section and finish
- .-.- No data available at this section
- NA No data available



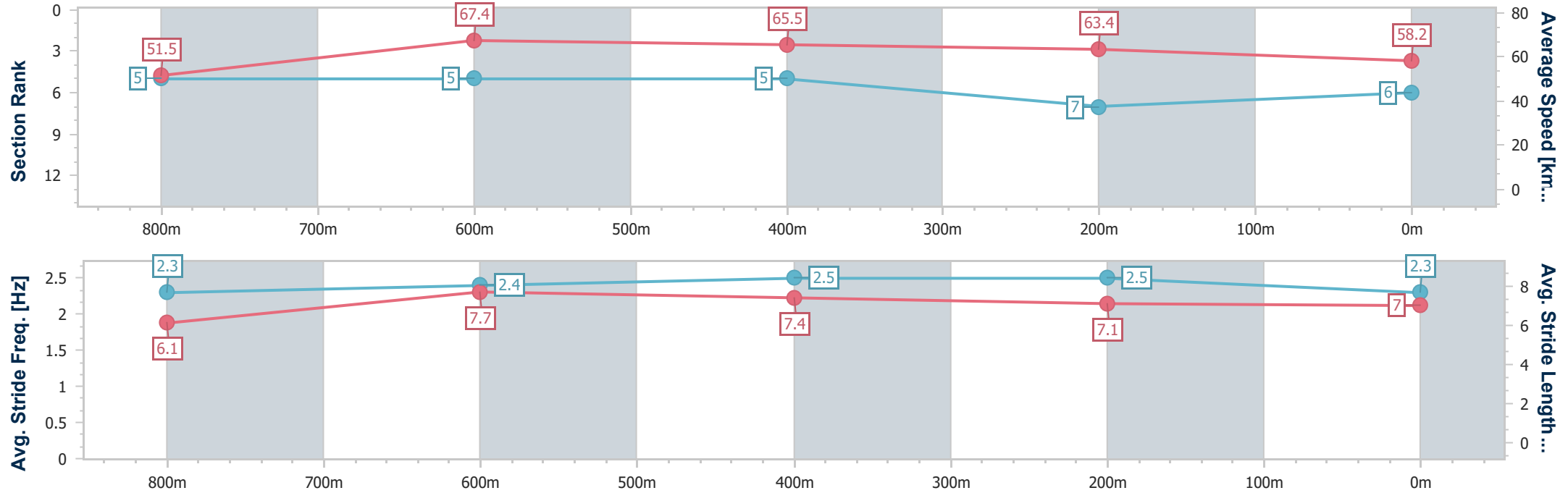
|                                |                 |
|--------------------------------|-----------------|
| Horse/Jockey Name              | Perfect Mission |
| Final Rank                     | 6               |
| Fastest Section Time (Section) | 0:10.71 (800m)  |
| Top Speed [km/h] (Section)     | 68.1 (800m)     |
| Race State                     | Finished        |



Aquis Park Gold CoastProfessional  
Race 4: CORDNER ADVISORY Class 3 Plate - 1000m  
07 June 2025 - 14:55  
Track Rating: Soft 5, Weather: Fine, Rail Position: +5m 1000m-  
W/Post, +4m



| Section                | Overall                  | 800m                     | 600m                     | 400m                     | 200m                     |  |  |  |  |  |  |  |  |  |  |
|------------------------|--------------------------|--------------------------|--------------------------|--------------------------|--------------------------|--|--|--|--|--|--|--|--|--|--|
| Section Times          | 0:59.42 [6]<br>(0:14.02) | 0:45.40 [5]<br>(0:10.71) | 0:34.69 [5]<br>(0:10.96) | 0:23.73 [5]<br>(0:11.42) | 0:12.31 [7]<br>(0:12.31) |  |  |  |  |  |  |  |  |  |  |
| Average Speed [km/h]   | 51.5                     | 67.4                     | 65.5                     | 63.4                     | 58.2                     |  |  |  |  |  |  |  |  |  |  |
| Top Speed [km/h]       | 63.1                     | 68.1                     | 67.8                     | 66.3                     | 63.8                     |  |  |  |  |  |  |  |  |  |  |
| Avg. Dist. to Rail [m] | 3.6                      | 0.6                      | 0.5                      | 2.5                      | 1.8                      |  |  |  |  |  |  |  |  |  |  |
| Avg. Stride Freq. [Hz] | 2.3                      | 2.4                      | 2.5                      | 2.5                      | 2.3                      |  |  |  |  |  |  |  |  |  |  |
| Avg. Stride Length [m] | 6.1                      | 7.7                      | 7.4                      | 7.1                      | 7.0                      |  |  |  |  |  |  |  |  |  |  |







|                                |                |
|--------------------------------|----------------|
| Horse/Jockey Name              | Shotgun Diva   |
| Final Rank                     | 7              |
| Fastest Section Time (Section) | 0:10.87 (800m) |
| Top Speed [km/h] (Section)     | 66.7 (800m)    |
| Race State                     | Finished       |

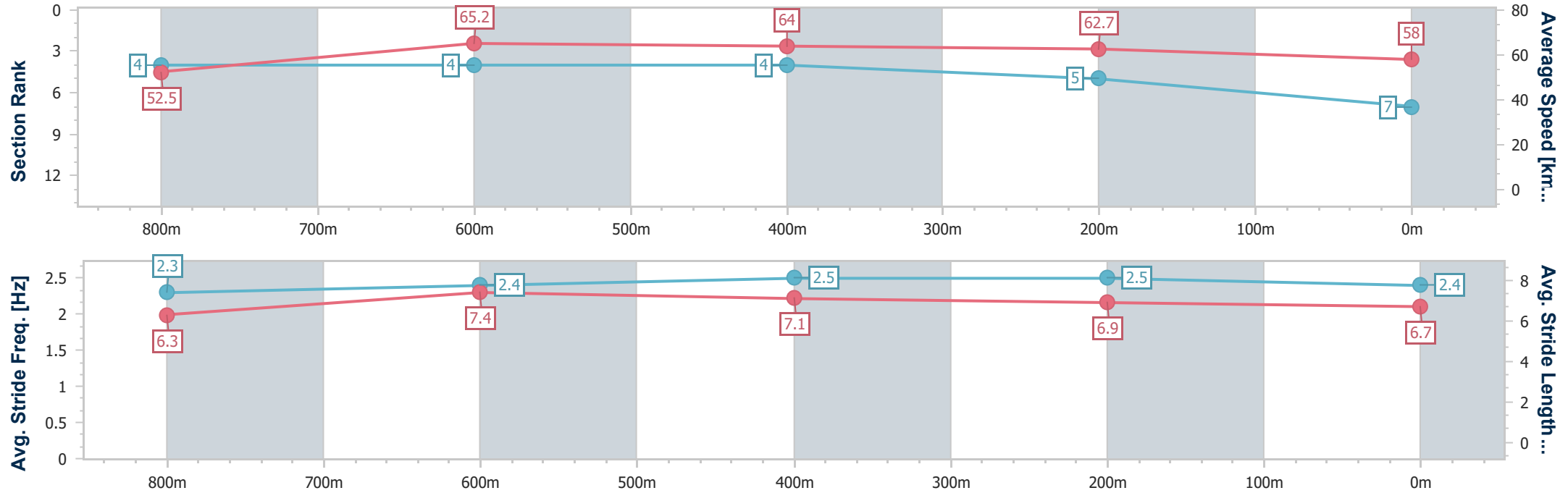


Aquis Park Gold CoastProfessional  
Race 4: CORDNER ADVISORY Class 3 Plate - 1000m



07 June 2025 - 14:55  
Track Rating: Soft 5, Weather: Fine, Rail Position: +5m 1000m-  
W/Post, +4m

| Section                | Overall                  | 800m                     | 600m                     | 400m                     | 200m                     |  |  |  |  |  |  |  |  |  |  |
|------------------------|--------------------------|--------------------------|--------------------------|--------------------------|--------------------------|--|--|--|--|--|--|--|--|--|--|
| Section Times          | 0:59.43 [7]<br>(0:13.77) | 0:45.66 [4]<br>(0:10.87) | 0:34.79 [4]<br>(0:10.96) | 0:23.83 [4]<br>(0:11.50) | 0:12.33 [5]<br>(0:12.33) |  |  |  |  |  |  |  |  |  |  |
| Average Speed [km/h]   | 52.5                     | 65.2                     | 64.0                     | 62.7                     | 58.0                     |  |  |  |  |  |  |  |  |  |  |
| Top Speed [km/h]       | 62.1                     | 66.7                     | 66.6                     | 65.6                     | 63.1                     |  |  |  |  |  |  |  |  |  |  |
| Avg. Dist. to Rail [m] | 4.8                      | 0.8                      | 1.9                      | 1.3                      | 1.7                      |  |  |  |  |  |  |  |  |  |  |
| Avg. Stride Freq. [Hz] | 2.3                      | 2.4                      | 2.5                      | 2.5                      | 2.4                      |  |  |  |  |  |  |  |  |  |  |
| Avg. Stride Length [m] | 6.3                      | 7.4                      | 7.1                      | 6.9                      | 6.7                      |  |  |  |  |  |  |  |  |  |  |



- [ ] Ranking at each section and finish
- .-.- No data available at this section
- NA No data available



|                                |                    |
|--------------------------------|--------------------|
| Horse/Jockey Name              | Rockbarton Fashion |
| Final Rank                     | 8                  |
| Fastest Section Time (Section) | 0:10.90 (800m)     |
| Top Speed [km/h] (Section)     | 66.9 (600m)        |
| Race State                     | Finished           |

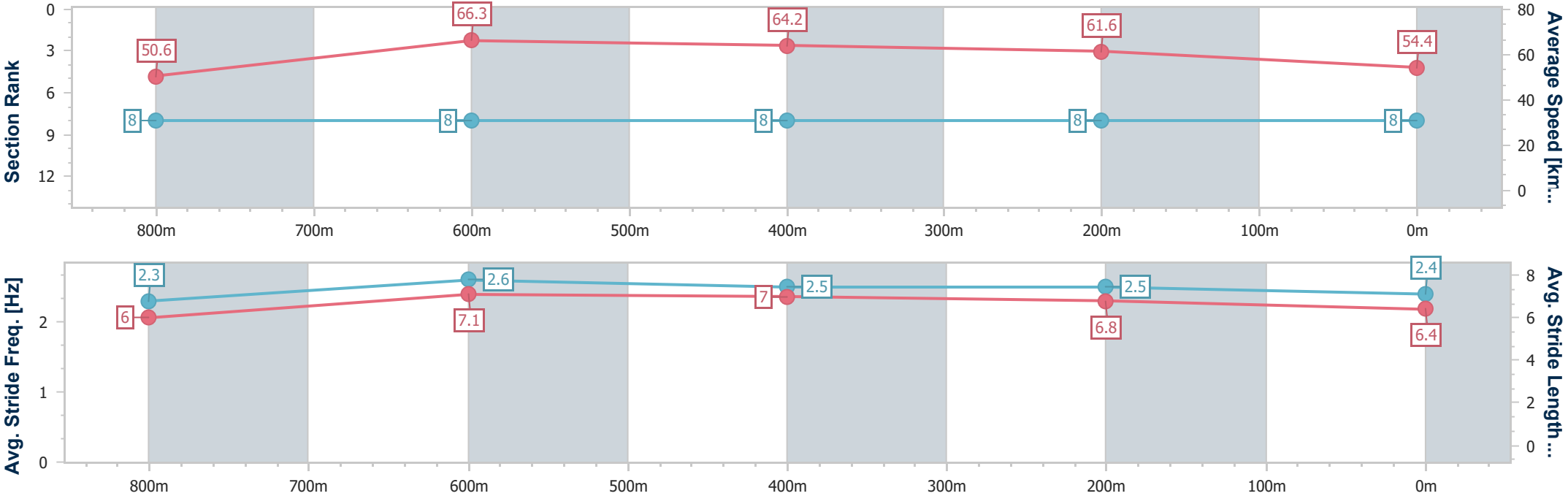


Aquis Park Gold CoastProfessional  
Race 4: CORDNER ADVISORY Class 3 Plate - 1000m



07 June 2025 - 14:55  
Track Rating: Soft 5, Weather: Fine, Rail Position: +5m 1000m-  
W/Post, +4m

| Section                | Overall                  | 800m                     | 600m                     | 400m                     | 200m                     |  |  |  |  |  |  |  |  |  |  |
|------------------------|--------------------------|--------------------------|--------------------------|--------------------------|--------------------------|--|--|--|--|--|--|--|--|--|--|
| Section Times          | 1:01.26 [8]<br>(0:14.33) | 0:46.93 [8]<br>(0:10.90) | 0:36.03 [8]<br>(0:11.14) | 0:24.89 [8]<br>(0:11.68) | 0:13.21 [8]<br>(0:13.21) |  |  |  |  |  |  |  |  |  |  |
| Average Speed [km/h]   | 50.6                     | 66.3                     | 64.2                     | 61.6                     | 54.4                     |  |  |  |  |  |  |  |  |  |  |
| Top Speed [km/h]       | 61.6                     | 66.8                     | 66.9                     | 64.8                     | 62.3                     |  |  |  |  |  |  |  |  |  |  |
| Avg. Dist. to Rail [m] | 4.1                      | 0.6                      | 0.9                      | 2.0                      | 2.8                      |  |  |  |  |  |  |  |  |  |  |
| Avg. Stride Freq. [Hz] | 2.3                      | 2.6                      | 2.5                      | 2.5                      | 2.4                      |  |  |  |  |  |  |  |  |  |  |
| Avg. Stride Length [m] | 6.0                      | 7.1                      | 7.0                      | 6.8                      | 6.4                      |  |  |  |  |  |  |  |  |  |  |





**Aquis Park Gold Coast Professional**  
**Race 5: CORPSURE INSURANCE BROKING BENCHMARK 65 Handicap - 1800m**  
**07 June 2025 - 15:29**



Track Rating: Soft 5, Weather: Fine, Rail Position: +5m 1000m-W/Post, +4m

| Section     |     |                   |         |                     |                    | Overall              | 1600m                | 1400m                | 1200m                | 1000m                | 800m                 | 600m                 | Last 600m  |                           |  |
|-------------|-----|-------------------|---------|---------------------|--------------------|----------------------|----------------------|----------------------|----------------------|----------------------|----------------------|----------------------|------------|---------------------------|--|
| Field Times |     |                   |         |                     |                    | 1:50.70<br>(0:13.88) | 1:36.82<br>(0:11.57) | 1:25.25<br>(0:12.04) | 1:13.21<br>(0:12.48) | 1:00.73<br>(0:12.48) | 0:48.25<br>(0:11.97) | 0:36.28<br>(0:11.70) | 0:36.28    |                           |  |
| Rank        | TAB | Horse/Jockey      | Barrier | Top Speed<br>[km/h] | Fastest<br>Section |                      |                      |                      |                      |                      |                      |                      |            | Distance<br>Travelled [m] |  |
| 1           | 2   | TWIGMAN           | 7       | 64.3                | 0:11.54            | 1:50.70 [1]          | 1:36.28 [8]          | 1:24.39 [7]          | 1:12.32 [8]          | 0:59.82 [8]          | 0:47.43 [8]          | 0:35.55 [7]          | 0:35.55    |                           |  |
|             |     | Cobi Vitler       |         | Overall             | 600m               | (0:14.42)            | (0:11.89)            | (0:12.07)            | (0:12.50)            | (0:12.39)            | (0:11.88)            | (0:11.54)            |            |                           |  |
| 2           | 14  | SANCTUARY STORM   | 3       | 64.3                | 0:11.59            | 1:50.89 [2]          | 1:36.67 [5]          | 1:24.90 [5]          | 1:12.92 [5]          | 1:00.48 [5]          | 0:47.95 [5]          | 0:35.89 [5]          | 0:35.89 -4 |                           |  |
|             |     | Luke Dempsey      |         | Overall             | 600m               | (0:14.22)            | (0:11.77)            | (0:11.98)            | (0:12.44)            | (0:12.53)            | (0:12.06)            | (0:11.59)            |            |                           |  |
| 3           | 7   | FRIEND IN NEED    | 5       | 65.6                | 0:11.67            | 1:51.13 [3]          | 1:37.17 [2]          | 1:25.41 [3]          | 1:13.39 [4]          | 1:00.90 [4]          | 0:48.35 [4]          | 0:36.35 [3]          | 0:36.35 -1 |                           |  |
|             |     | Adin Thompson     |         | Overall             | 600m               | (0:13.96)            | (0:11.76)            | (0:12.02)            | (0:12.49)            | (0:12.55)            | (0:12.00)            | (0:11.67)            |            |                           |  |
| 4           | 3   | KAREEM            | 6       | 62.1                | 0:11.76            | 1:51.27 [4]          | 1:37.01 [6]          | 1:24.84 [8]          | 1:12.89 [7]          | 1:00.53 [7]          | 0:48.01 [7]          | 0:36.00 [9]          | 0:36.00 -2 |                           |  |
|             |     | Madeleine Wishart |         | Overall             | 600m               | (0:14.26)            | (0:12.17)            | (0:11.95)            | (0:12.36)            | (0:12.52)            | (0:12.01)            | (0:11.76)            |            |                           |  |
| 5           | 10  | BACKLIT BEAUTY    | 8       | 64.6                | 0:11.88            | 1:51.43 [5]          | 1:36.86 [9]          | 1:24.77 [9]          | 1:12.80 [9]          | 1:00.37 [9]          | 0:48.05 [9]          | 0:36.17 [8]          | 0:36.17 +3 |                           |  |
|             |     | Siobhan Rutledge  |         | Overall             | 800m               | (0:14.57)            | (0:12.09)            | (0:11.97)            | (0:12.43)            | (0:12.32)            | (0:11.88)            | (0:11.99)            |            |                           |  |
| 6           | 1   | HULKAMANIA        | 10      | 66.2                | 0:11.43            | 1:51.44 [6]          | 1:37.42 [3]          | 1:25.99 [1]          | 1:13.94 [2]          | 1:01.45 [2]          | 0:48.88 [2]          | 0:36.97 [2]          | 0:36.97 -1 |                           |  |
|             |     | Corey Sutherland  |         | Overall             | 1600m              | (0:14.02)            | (0:11.43)            | (0:12.05)            | (0:12.49)            | (0:12.57)            | (0:11.91)            | (0:11.68)            |            |                           |  |
| 7           | 8   | GIDDY GAN'S JOY   | 9       | 63.7                | 0:11.58            | 1:51.54 [7]          | 1:36.63 [10]         | 1:24.80 [10]         | 1:12.77 [10]         | 1:00.44 [10]         | 0:48.13 [10]         | 0:36.03 [10]         | 0:36.03 -5 |                           |  |
|             |     | Sariah Champkin   |         | 1600m               | 600m               | (0:14.91)            | (0:11.83)            | (0:12.03)            | (0:12.33)            | (0:12.31)            | (0:12.10)            | (0:11.58)            |            |                           |  |
| 8           | 12  | KATERINI          | 2       | 65.1                | 0:11.75            | 1:51.82 [8]          | 1:37.41 [7]          | 1:25.66 [6]          | 1:13.73 [6]          | 1:01.31 [6]          | 0:48.81 [6]          | 0:36.82 [6]          | 0:36.82 -2 |                           |  |
|             |     | Ron Stewart       |         | Overall             | 1600m              | (0:14.41)            | (0:11.75)            | (0:11.93)            | (0:12.42)            | (0:12.50)            | (0:11.99)            | (0:11.93)            |            |                           |  |
| 9           | 5   | ARCHERS REIGN     | 4       | 65.8                | 0:11.62            | 1:52.27 [9]          | 1:38.39 [1]          | 1:26.77 [2]          | 1:14.78 [1]          | 1:02.30 [1]          | 0:49.82 [1]          | 0:37.85 [1]          | 0:37.85 -9 |                           |  |
|             |     | Jackson Morris    |         | Overall             | 1600m              | (0:13.88)            | (0:11.62)            | (0:11.99)            | (0:12.48)            | (0:12.48)            | (0:11.97)            | (0:11.70)            |            |                           |  |
| 10          | 6   | AIRSWING          | 1       | 65.1                | 0:11.67            | 1:52.86 [10]         | 1:38.78 [4]          | 1:27.11 [4]          | 1:15.16 [3]          | 1:02.69 [3]          | 0:50.10 [3]          | 0:37.98 [4]          | 0:37.98 -6 |                           |  |
|             |     | Jaden Lloyd       |         | Overall             | 1600m              | (0:14.08)            | (0:11.67)            | (0:11.95)            | (0:12.47)            | (0:12.59)            | (0:12.12)            | (0:11.89)            |            |                           |  |

Scratched: December Diamond (#18), Firebolt (#9), Judge Jack (#15), Touchofclass (#17), Bright The Sun (#16), Spill The Secret (#4), Loyalty Counts (#11), Birmingham (#13)

Report Created: Sat 7 June 2025 15:55 GMT+10 (Note: Timing is based on position data)

Page 1/12

[ ] Ranking at each section and finish  
-:-:- No data available at this section  
NA No data available

SCN Saddle cloth number  
DNF Did not finish  
DNT Did not track

data processed by TRIPLESDATA



**Aquis Park Gold Coast Professional**  
**Race 5: CORPSURE INSURANCE BROKING BENCHMARK 65 Handicap - 1800m**

07 June 2025 - 15:29



Track Rating: Soft 5, Weather: Fine, Rail Position: +5m 1000m-W/Post, +4m

| Section     |     |                   |         |                     |                    | 400m                 | 200m                 |         |            | Last 600m |
|-------------|-----|-------------------|---------|---------------------|--------------------|----------------------|----------------------|---------|------------|-----------|
| Field Times |     |                   |         |                     |                    | 0:24.58<br>(0:12.24) | 0:12.34<br>(0:12.34) |         |            | 0:36.28   |
| Rank        | TAB | Horse/Jockey      | Barrier | Top Speed<br>[km/h] | Fastest<br>Section |                      |                      | Margin  |            |           |
| 1           | 2   | TWIGMAN           | 7       | 64.3                | 0:11.54            | 0:24.01 [5]          | 0:12.32 [2]          | 1:50.70 | 0:35.55    |           |
|             |     | Cobi Vitler       |         | Overall             | 600m               | (0:11.69)            | (0:12.32)            |         |            |           |
| 2           | 14  | SANCTUARY STORM   | 3       | 64.3                | 0:11.59            | 0:24.30 [4]          | 0:12.50 [3]          | 1L      | 0:35.89 -4 |           |
|             |     | Luke Dempsey      |         | Overall             | 600m               | (0:11.80)            | (0:12.50)            |         |            |           |
| 3           | 7   | FRIEND IN NEED    | 5       | 65.6                | 0:11.67            | 0:24.68 [3]          | 0:12.69 [4]          | 2.3L    | 0:36.35 -1 |           |
|             |     | Adin Thompson     |         | Overall             | 600m               | (0:11.99)            | (0:12.69)            |         |            |           |
| 4           | 3   | KAREEM            | 6       | 62.1                | 0:11.76            | 0:24.24 [8]          | 0:12.41 [6]          | 3.1L    | 0:36.00 -2 |           |
|             |     | Madeleine Wishart |         | Overall             | 600m               | (0:11.83)            | (0:12.41)            |         |            |           |
| 5           | 10  | BACKLIT BEAUTY    | 8       | 64.6                | 0:11.88            | 0:24.18 [10]         | 0:12.27 [9]          | 3.9L    | 0:36.17 +3 |           |
|             |     | Siobhan Rutledge  |         | Overall             | 800m               | (0:11.91)            | (0:12.27)            |         |            |           |
| 6           | 1   | HULKAMANIA        | 10      | 66.2                | 0:11.43            | 0:25.29 [2]          | 0:13.08 [1]          | 4L      | 0:36.97 -1 |           |
|             |     | Corey Sutherland  |         | Overall             | 1600m              | (0:12.21)            | (0:13.08)            |         |            |           |
| 7           | 8   | GIDDY GAN'S JOY   | 9       | 63.7                | 0:11.58            | 0:24.45 [9]          | 0:12.52 [7]          | 4.5L    | 0:36.03 -5 |           |
|             |     | Sariah Champkin   |         | 1600m               | 600m               | (0:11.93)            | (0:12.52)            |         |            |           |
| 8           | 12  | KATERINI          | 2       | 65.1                | 0:11.75            | 0:24.89 [7]          | 0:12.74 [8]          | 6L      | 0:36.82 -2 |           |
|             |     | Ron Stewart       |         | Overall             | 1600m              | (0:12.15)            | (0:12.74)            |         |            |           |
| 9           | 5   | ARCHERS REIGN     | 4       | 65.8                | 0:11.62            | 0:26.15 [1]          | 0:13.72 [5]          | 8.5L    | 0:37.85 -9 |           |
|             |     | Jackson Morris    |         | Overall             | 1600m              | (0:12.43)            | (0:13.72)            |         |            |           |
| 10          | 6   | AIRSWING          | 1       | 65.1                | 0:11.67            | 0:26.09 [6]          | 0:13.53 [10]         | 11.8L   | 0:37.98 -6 |           |
|             |     | Jaden Lloyd       |         | Overall             | 1600m              | (0:12.56)            | (0:13.53)            |         |            |           |

Scratched: December Diamond (#18), Firebolt (#9), Judge Jack (#15), Touchofclass (#17), Bright The Sun (#16), Spill The Secret (#4), Loyalty Counts (#11), Birmingham (#13)

Report Created: Sat 7 June 2025 15:55 GMT+10 (Note: Timing is based on position data)

Page 2/12

[ ] Ranking at each section and finish  
-:-:- No data available at this section  
NA No data available

SCN Saddle cloth number  
DNF Did not finish  
DNT Did not track

data processed by  TRIPLESDATA



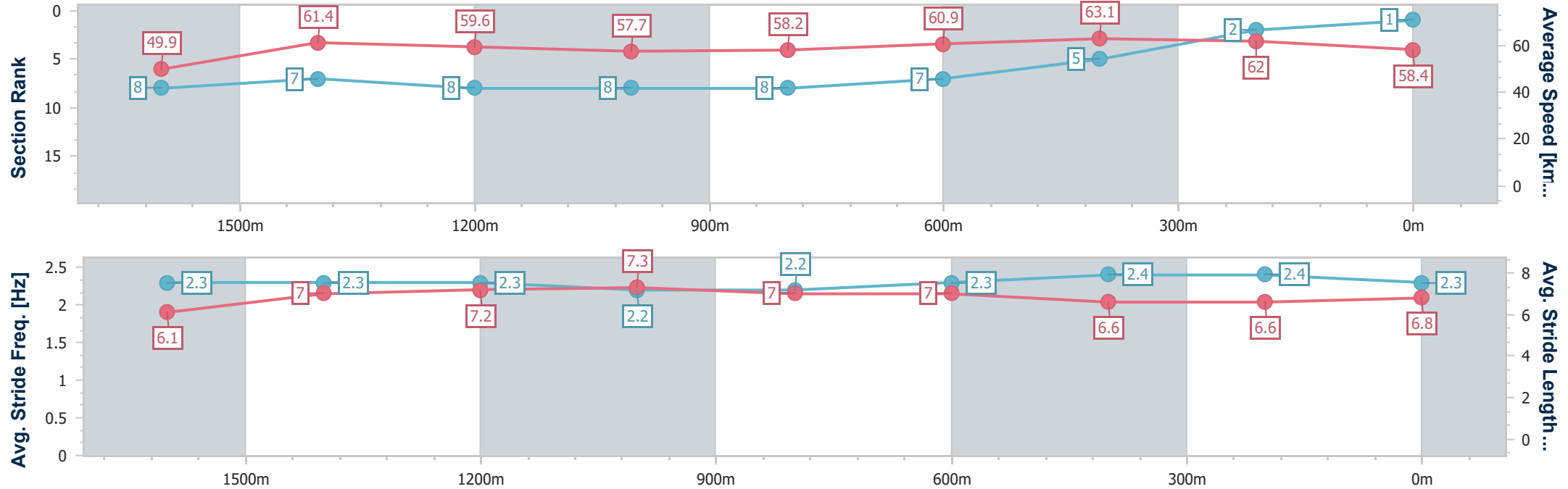
|                                |                |
|--------------------------------|----------------|
| Horse/Jockey Name              | Twigman        |
| Final Rank                     | 1              |
| Fastest Section Time (Section) | 0:11.54 (600m) |
| Top Speed [km/h] (Section)     | 64.3 (Overall) |
| Race State                     | Finished       |



Aquis Park Gold CoastProfessional  
Race 5: CORPSURE INSURANCE BROKING BENCHMARK 65  
Handicap - 1800m  
07 June 2025 - 15:29  
Track Rating: Soft 5, Weather: Fine, Rail Position: +5m 1000m-  
W/Post, +4m



| Section                | Overall                  | 1600m                    | 1400m                    | 1200m                    | 1000m                    | 800m                     | 600m                     | 400m                     | 200m                     |  |  |  |  |
|------------------------|--------------------------|--------------------------|--------------------------|--------------------------|--------------------------|--------------------------|--------------------------|--------------------------|--------------------------|--|--|--|--|
| Section Times          | 1:50.70 [1]<br>(0:14.42) | 1:36.28 [8]<br>(0:11.89) | 1:24.39 [7]<br>(0:12.07) | 1:12.32 [8]<br>(0:12.50) | 0:59.82 [8]<br>(0:12.39) | 0:47.43 [8]<br>(0:11.88) | 0:35.55 [7]<br>(0:11.54) | 0:24.01 [5]<br>(0:11.69) | 0:12.32 [2]<br>(0:12.32) |  |  |  |  |
| Average Speed [km/h]   | 49.9                     | 61.4                     | 59.6                     | 57.7                     | 58.2                     | 60.9                     | 63.1                     | 62.0                     | 58.4                     |  |  |  |  |
| Top Speed [km/h]       | 64.3                     | 63.3                     | 60.6                     | 58.6                     | 60.1                     | 62.9                     | 63.3                     | 62.7                     | 60.4                     |  |  |  |  |
| Avg. Dist. to Rail [m] | 4.7                      | 2.0                      | 1.5                      | 0.9                      | 0.9                      | 1.9                      | 2.1                      | 5.3                      | 6.9                      |  |  |  |  |
| Avg. Stride Freq. [Hz] | 2.3                      | 2.3                      | 2.3                      | 2.2                      | 2.2                      | 2.3                      | 2.4                      | 2.4                      | 2.3                      |  |  |  |  |
| Avg. Stride Length [m] | 6.1                      | 7.0                      | 7.2                      | 7.3                      | 7.0                      | 7.0                      | 6.6                      | 6.6                      | 6.8                      |  |  |  |  |



[ ] Ranking at each section and finish  
-.-.- No data available at this section  
NA No data available



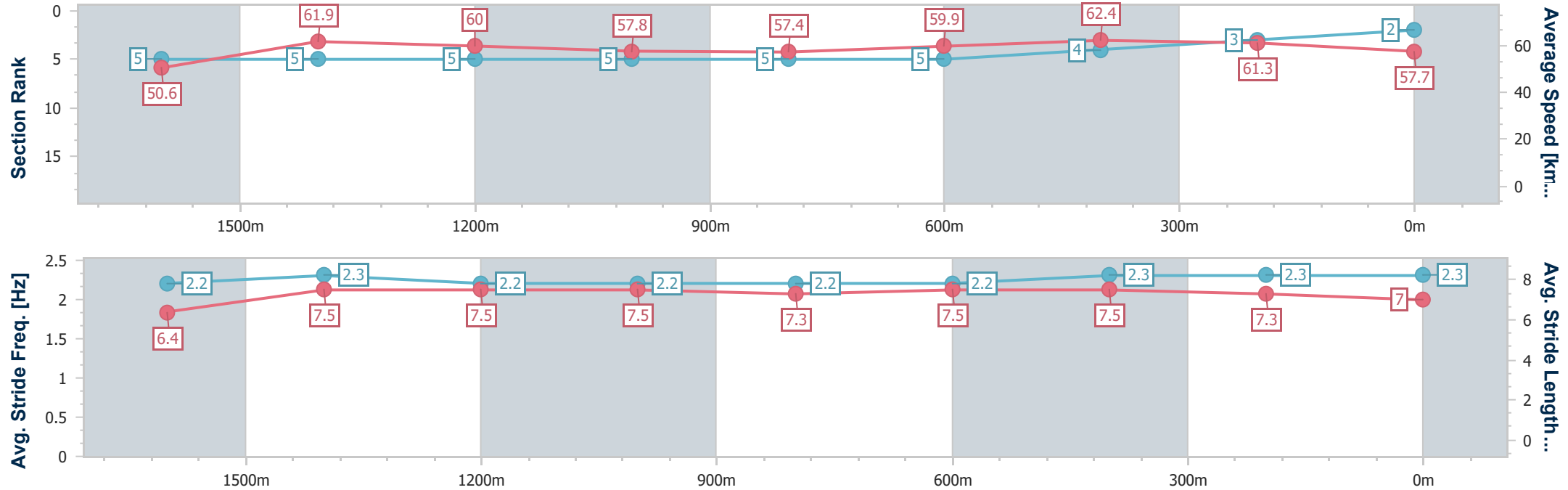
|                                |                 |
|--------------------------------|-----------------|
| Horse/Jockey Name              | Sanctuary Storm |
| Final Rank                     | 2               |
| Fastest Section Time (Section) | 0:11.59 (600m)  |
| Top Speed [km/h] (Section)     | 64.3 (Overall)  |
| Race State                     | Finished        |



Aquis Park Gold CoastProfessional  
Race 5: CORPSURE INSURANCE BROKING BENCHMARK 65  
Handicap - 1800m  
07 June 2025 - 15:29  
Track Rating: Soft 5, Weather: Fine, Rail Position: +5m 1000m-  
W/Post, +4m



| Section                | Overall                  | 1600m                    | 1400m                    | 1200m                    | 1000m                    | 800m                     | 600m                     | 400m                     | 200m                     |  |  |  |  |
|------------------------|--------------------------|--------------------------|--------------------------|--------------------------|--------------------------|--------------------------|--------------------------|--------------------------|--------------------------|--|--|--|--|
| Section Times          | 1:50.89 [2]<br>(0:14.22) | 1:36.67 [5]<br>(0:11.77) | 1:24.90 [5]<br>(0:11.98) | 1:12.92 [5]<br>(0:12.44) | 1:00.48 [5]<br>(0:12.53) | 0:47.95 [5]<br>(0:12.06) | 0:35.89 [5]<br>(0:11.59) | 0:24.30 [4]<br>(0:11.80) | 0:12.50 [3]<br>(0:12.50) |  |  |  |  |
| Average Speed [km/h]   | 50.6                     | 61.9                     | 60.0                     | 57.8                     | 57.4                     | 59.9                     | 62.4                     | 61.3                     | 57.7                     |  |  |  |  |
| Top Speed [km/h]       | 64.3                     | 63.3                     | 61.1                     | 58.9                     | 58.0                     | 61.9                     | 63.6                     | 62.4                     | 60.4                     |  |  |  |  |
| Avg. Dist. to Rail [m] | 2.5                      | 1.9                      | 0.6                      | 0.3                      | 0.6                      | 0.5                      | 1.4                      | 5.2                      | 5.8                      |  |  |  |  |
| Avg. Stride Freq. [Hz] | 2.2                      | 2.3                      | 2.2                      | 2.2                      | 2.2                      | 2.2                      | 2.3                      | 2.3                      | 2.3                      |  |  |  |  |
| Avg. Stride Length [m] | 6.4                      | 7.5                      | 7.5                      | 7.5                      | 7.3                      | 7.5                      | 7.5                      | 7.3                      | 7.0                      |  |  |  |  |



[ ] Ranking at each section and finish  
-.-.- No data available at this section  
NA No data available



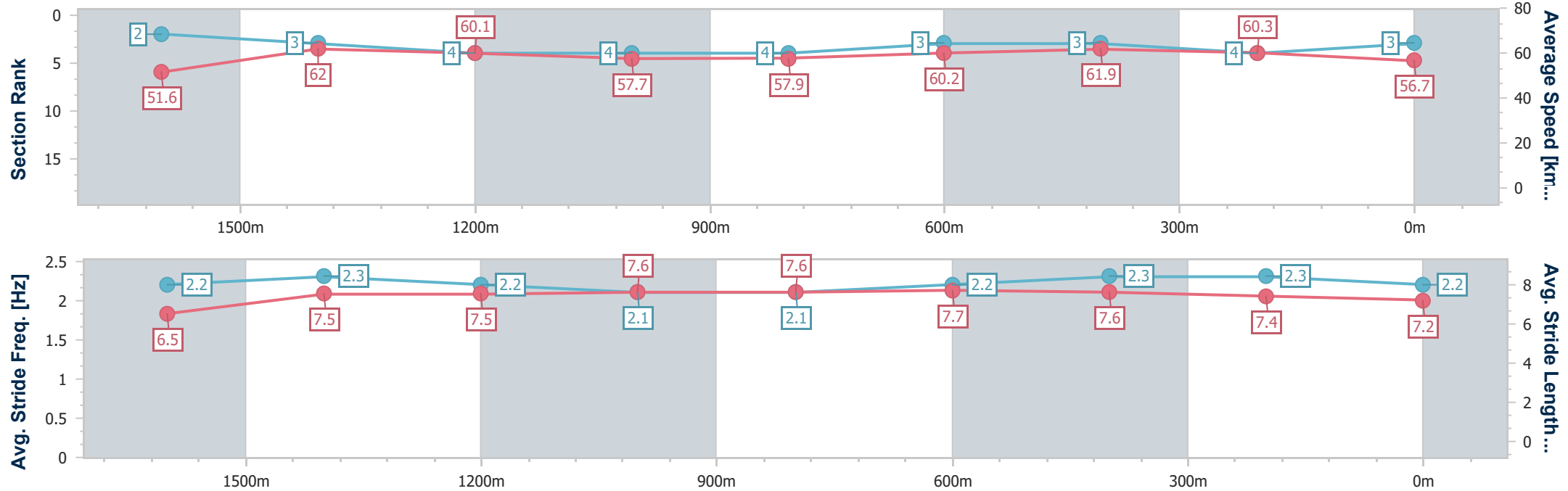
|                                |                |
|--------------------------------|----------------|
| Horse/Jockey Name              | Friend In Need |
| Final Rank                     | 3              |
| Fastest Section Time (Section) | 0:11.67 (600m) |
| Top Speed [km/h] (Section)     | 65.6 (Overall) |
| Race State                     | Finished       |



Aquis Park Gold CoastProfessional  
Race 5: CORPSURE INSURANCE BROKING BENCHMARK 65  
Handicap - 1800m  
07 June 2025 - 15:29  
Track Rating: Soft 5, Weather: Fine, Rail Position: +5m 1000m-  
W/Post, +4m



| Section                | Overall                  | 1600m                    | 1400m                    | 1200m                    | 1000m                    | 800m                     | 600m                     | 400m                     | 200m                     |  |  |  |  |
|------------------------|--------------------------|--------------------------|--------------------------|--------------------------|--------------------------|--------------------------|--------------------------|--------------------------|--------------------------|--|--|--|--|
| Section Times          | 1:51.13 [3]<br>(0:13.96) | 1:37.17 [2]<br>(0:11.76) | 1:25.41 [3]<br>(0:12.02) | 1:13.39 [4]<br>(0:12.49) | 1:00.90 [4]<br>(0:12.55) | 0:48.35 [4]<br>(0:12.00) | 0:36.35 [3]<br>(0:11.67) | 0:24.68 [3]<br>(0:11.99) | 0:12.69 [4]<br>(0:12.69) |  |  |  |  |
| Average Speed [km/h]   | 51.6                     | 62.0                     | 60.1                     | 57.7                     | 57.9                     | 60.2                     | 61.9                     | 60.3                     | 56.7                     |  |  |  |  |
| Top Speed [km/h]       | 65.6                     | 65.3                     | 61.4                     | 58.5                     | 58.5                     | 61.6                     | 62.8                     | 60.7                     | 59.0                     |  |  |  |  |
| Avg. Dist. to Rail [m] | 3.8                      | 2.6                      | 2.2                      | 2.0                      | 1.4                      | 1.4                      | 0.6                      | 3.1                      | 3.6                      |  |  |  |  |
| Avg. Stride Freq. [Hz] | 2.2                      | 2.3                      | 2.2                      | 2.1                      | 2.1                      | 2.2                      | 2.3                      | 2.3                      | 2.2                      |  |  |  |  |
| Avg. Stride Length [m] | 6.5                      | 7.5                      | 7.5                      | 7.6                      | 7.6                      | 7.7                      | 7.6                      | 7.4                      | 7.2                      |  |  |  |  |



[ ] Ranking at each section and finish  
- - - - - No data available at this section  
NA No data available



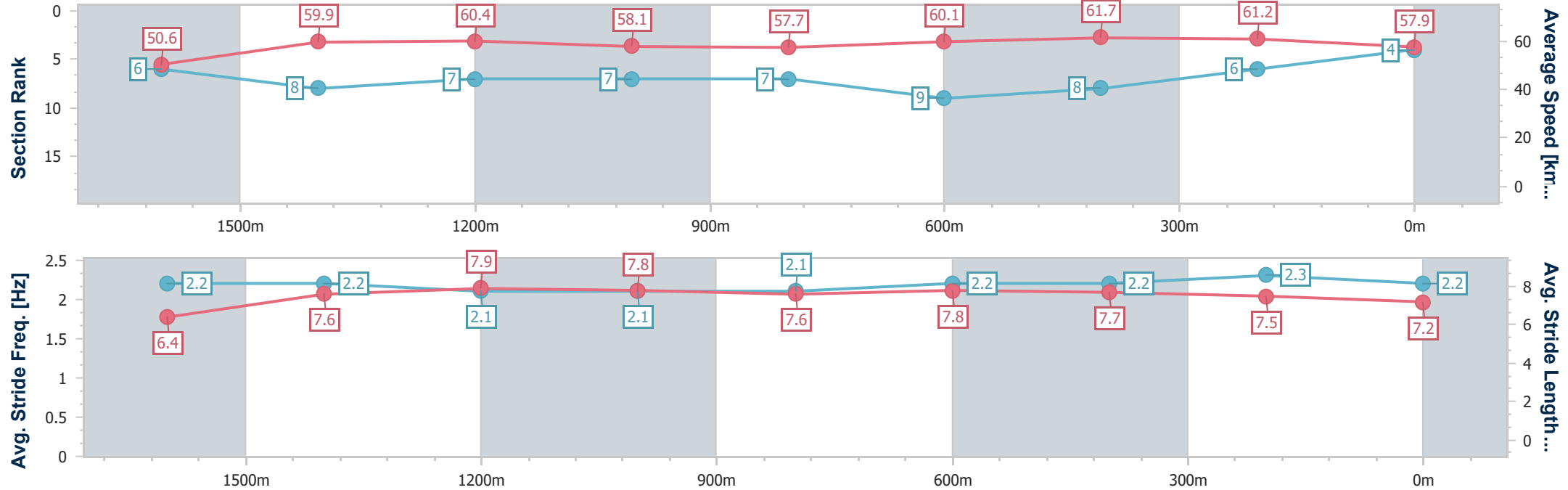
|                                |                |
|--------------------------------|----------------|
| Horse/Jockey Name              | Kareem         |
| Final Rank                     | 4              |
| Fastest Section Time (Section) | 0:11.76 (600m) |
| Top Speed [km/h] (Section)     | 62.1 (Overall) |
| Race State                     | Finished       |



Aquis Park Gold CoastProfessional  
Race 5: CORPSURE INSURANCE BROKING BENCHMARK 65  
Handicap - 1800m  
07 June 2025 - 15:29  
Track Rating: Soft 5, Weather: Fine, Rail Position: +5m 1000m-  
W/Post, +4m



| Section                | Overall                  | 1600m                    | 1400m                    | 1200m                    | 1000m                    | 800m                     | 600m                     | 400m                     | 200m                     |  |  |  |  |
|------------------------|--------------------------|--------------------------|--------------------------|--------------------------|--------------------------|--------------------------|--------------------------|--------------------------|--------------------------|--|--|--|--|
| Section Times          | 1:51.27 [4]<br>(0:14.26) | 1:37.01 [6]<br>(0:12.17) | 1:24.84 [8]<br>(0:11.95) | 1:12.89 [7]<br>(0:12.36) | 1:00.53 [7]<br>(0:12.52) | 0:48.01 [7]<br>(0:12.01) | 0:36.00 [9]<br>(0:11.76) | 0:24.24 [8]<br>(0:11.83) | 0:12.41 [6]<br>(0:12.41) |  |  |  |  |
| Average Speed [km/h]   | 50.6                     | 59.9                     | 60.4                     | 58.1                     | 57.7                     | 60.1                     | 61.7                     | 61.2                     | 57.9                     |  |  |  |  |
| Top Speed [km/h]       | 62.1                     | 62.0                     | 62.0                     | 59.5                     | 59.3                     | 61.6                     | 62.0                     | 61.6                     | 60.0                     |  |  |  |  |
| Avg. Dist. to Rail [m] | 3.9                      | 2.4                      | 0.9                      | 0.3                      | 0.7                      | 0.9                      | 1.6                      | 4.1                      | 4.7                      |  |  |  |  |
| Avg. Stride Freq. [Hz] | 2.2                      | 2.2                      | 2.1                      | 2.1                      | 2.1                      | 2.2                      | 2.2                      | 2.3                      | 2.2                      |  |  |  |  |
| Avg. Stride Length [m] | 6.4                      | 7.6                      | 7.9                      | 7.8                      | 7.6                      | 7.8                      | 7.7                      | 7.5                      | 7.2                      |  |  |  |  |







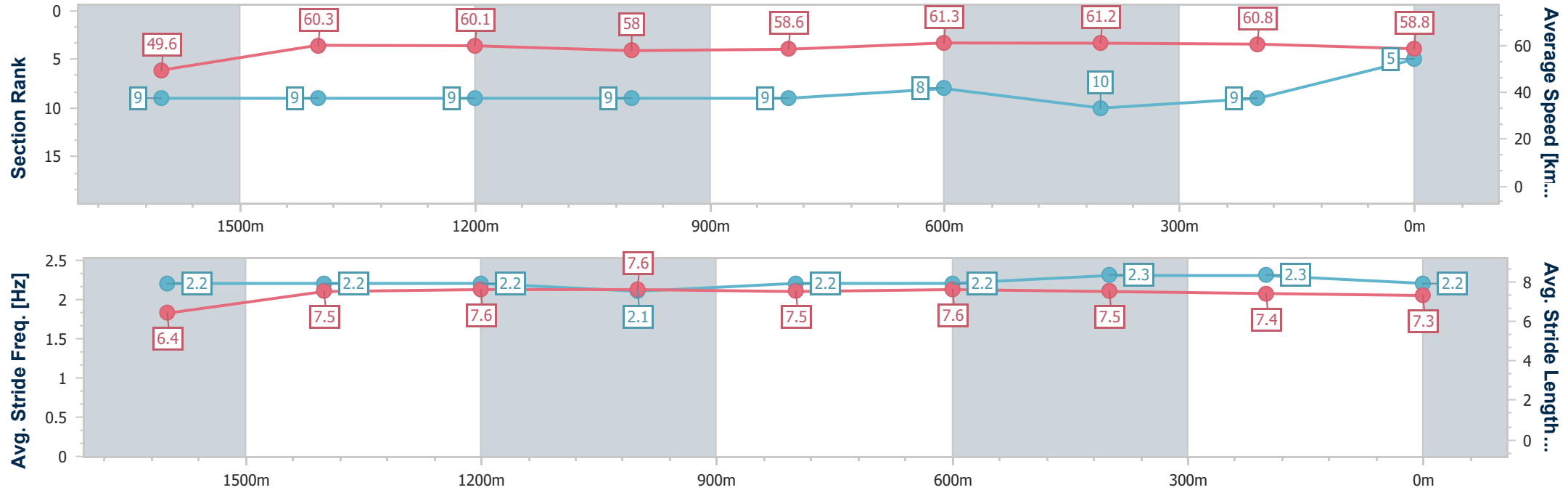
|                                |                |
|--------------------------------|----------------|
| Horse/Jockey Name              | Backlit Beauty |
| Final Rank                     | 5              |
| Fastest Section Time (Section) | 0:11.88 (800m) |
| Top Speed [km/h] (Section)     | 64.6 (Overall) |
| Race State                     | Finished       |



Aquis Park Gold CoastProfessional  
Race 5: CORPSURE INSURANCE BROKING BENCHMARK 65  
Handicap - 1800m  
07 June 2025 - 15:29  
Track Rating: Soft 5, Weather: Fine, Rail Position: +5m 1000m-  
W/Post, +4m



| Section                | Overall                  | 1600m                    | 1400m                    | 1200m                    | 1000m                    | 800m                     | 600m                     | 400m                      | 200m                     |  |  |  |  |
|------------------------|--------------------------|--------------------------|--------------------------|--------------------------|--------------------------|--------------------------|--------------------------|---------------------------|--------------------------|--|--|--|--|
| Section Times          | 1:51.43 [5]<br>(0:14.57) | 1:36.86 [9]<br>(0:12.09) | 1:24.77 [9]<br>(0:11.97) | 1:12.80 [9]<br>(0:12.43) | 1:00.37 [9]<br>(0:12.32) | 0:48.05 [9]<br>(0:11.88) | 0:36.17 [8]<br>(0:11.99) | 0:24.18 [10]<br>(0:11.91) | 0:12.27 [9]<br>(0:12.27) |  |  |  |  |
| Average Speed [km/h]   | 49.6                     | 60.3                     | 60.1                     | 58.0                     | 58.6                     | 61.3                     | 61.2                     | 60.8                      | 58.8                     |  |  |  |  |
| Top Speed [km/h]       | 64.6                     | 63.1                     | 62.3                     | 60.7                     | 59.7                     | 62.6                     | 61.6                     | 61.2                      | 60.0                     |  |  |  |  |
| Avg. Dist. to Rail [m] | 6.4                      | 2.2                      | 0.3                      | 0.6                      | 1.1                      | 2.9                      | 3.3                      | 5.8                       | 6.7                      |  |  |  |  |
| Avg. Stride Freq. [Hz] | 2.2                      | 2.2                      | 2.2                      | 2.1                      | 2.2                      | 2.2                      | 2.3                      | 2.3                       | 2.2                      |  |  |  |  |
| Avg. Stride Length [m] | 6.4                      | 7.5                      | 7.6                      | 7.6                      | 7.5                      | 7.6                      | 7.5                      | 7.4                       | 7.3                      |  |  |  |  |





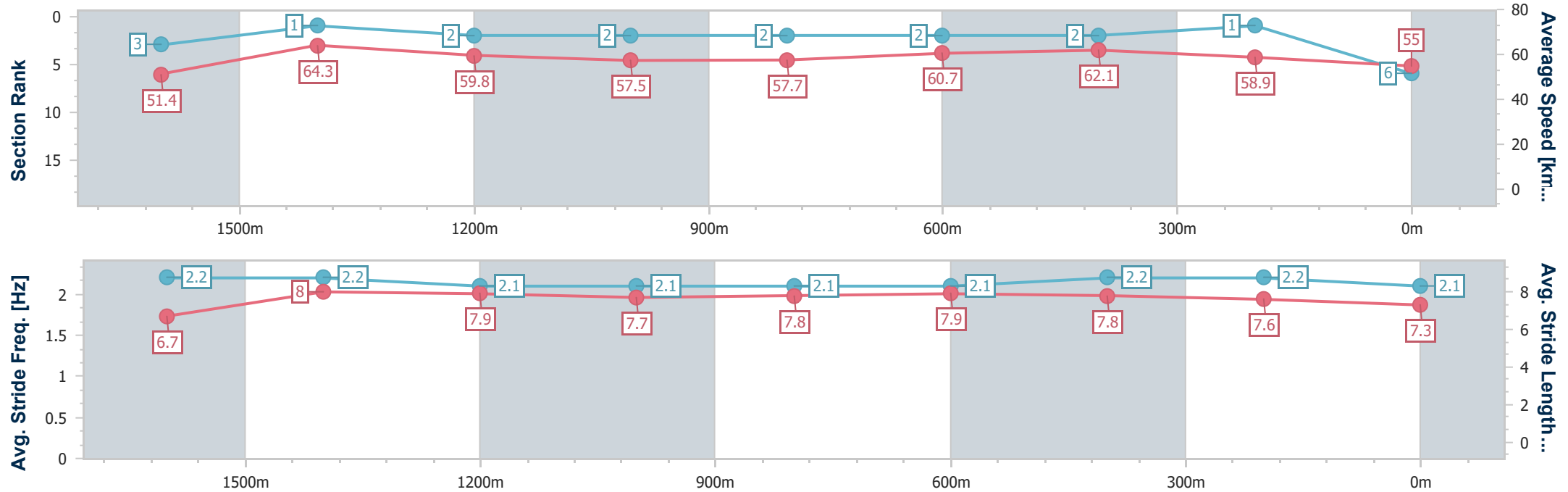
|                                |                 |
|--------------------------------|-----------------|
| Horse/Jockey Name              | Hulkamania      |
| Final Rank                     | 6               |
| Fastest Section Time (Section) | 0:11.43 (1600m) |
| Top Speed [km/h] (Section)     | 66.2 (Overall)  |
| Race State                     | Finished        |



Aquis Park Gold CoastProfessional  
Race 5: CORPSURE INSURANCE BROKING BENCHMARK 65  
Handicap - 1800m  
07 June 2025 - 15:29  
Track Rating: Soft 5, Weather: Fine, Rail Position: +5m 1000m-  
W/Post, +4m



| Section                | Overall                  | 1600m                    | 1400m                    | 1200m                    | 1000m                    | 800m                     | 600m                     | 400m                     | 200m                     |  |  |  |  |
|------------------------|--------------------------|--------------------------|--------------------------|--------------------------|--------------------------|--------------------------|--------------------------|--------------------------|--------------------------|--|--|--|--|
| Section Times          | 1:51.44 [6]<br>(0:14.02) | 1:37.42 [3]<br>(0:11.43) | 1:25.99 [1]<br>(0:12.05) | 1:13.94 [2]<br>(0:12.49) | 1:01.45 [2]<br>(0:12.57) | 0:48.88 [2]<br>(0:11.91) | 0:36.97 [2]<br>(0:11.68) | 0:25.29 [2]<br>(0:12.21) | 0:13.08 [1]<br>(0:13.08) |  |  |  |  |
| Average Speed [km/h]   | 51.4                     | 64.3                     | 59.8                     | 57.5                     | 57.7                     | 60.7                     | 62.1                     | 58.9                     | 55.0                     |  |  |  |  |
| Top Speed [km/h]       | 66.2                     | 66.0                     | 62.3                     | 58.1                     | 58.5                     | 62.3                     | 63.3                     | 60.9                     | 57.1                     |  |  |  |  |
| Avg. Dist. to Rail [m] | 8.6                      | 2.9                      | 1.2                      | 1.4                      | 1.2                      | 1.4                      | 0.9                      | 1.6                      | 1.4                      |  |  |  |  |
| Avg. Stride Freq. [Hz] | 2.2                      | 2.2                      | 2.1                      | 2.1                      | 2.1                      | 2.1                      | 2.2                      | 2.2                      | 2.1                      |  |  |  |  |
| Avg. Stride Length [m] | 6.7                      | 8.0                      | 7.9                      | 7.7                      | 7.8                      | 7.9                      | 7.8                      | 7.6                      | 7.3                      |  |  |  |  |





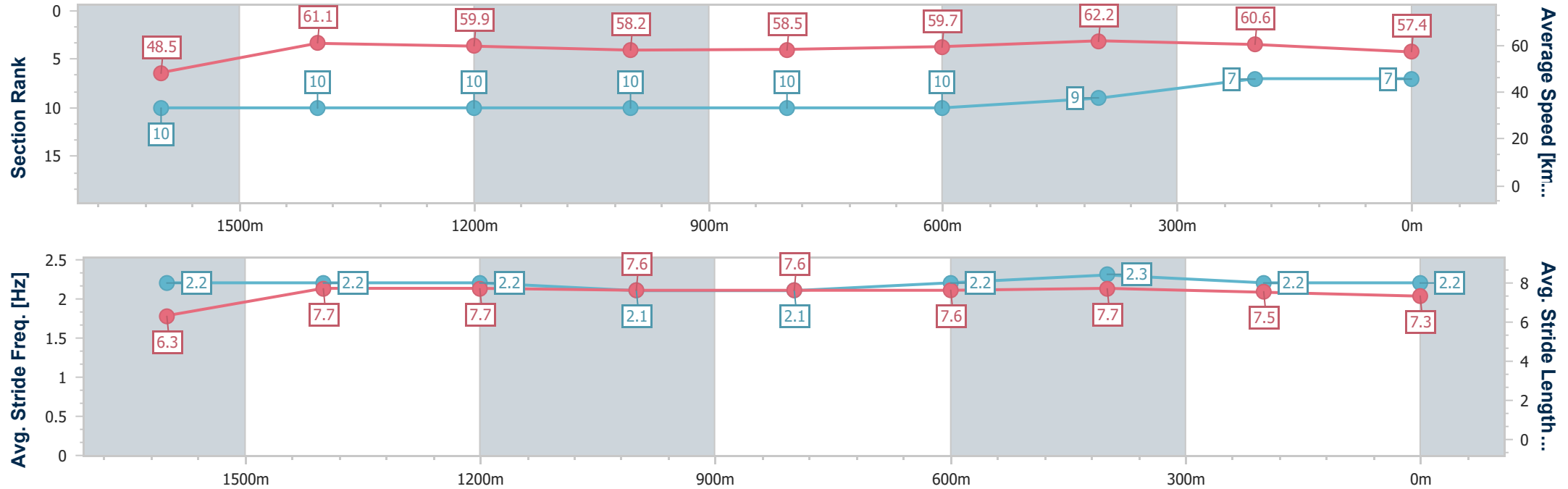
|                                |                 |
|--------------------------------|-----------------|
| Horse/Jockey Name              | Giddy Gan's Joy |
| Final Rank                     | 7               |
| Fastest Section Time (Section) | 0:11.58 (600m)  |
| Top Speed [km/h] (Section)     | 63.7 (1600m)    |
| Race State                     | Finished        |



Aquis Park Gold CoastProfessional  
Race 5: CORPSURE INSURANCE BROKING BENCHMARK 65  
Handicap - 1800m  
07 June 2025 - 15:29  
Track Rating: Soft 5, Weather: Fine, Rail Position: +5m 1000m-  
W/Post, +4m



| Section                | Overall                  | 1600m                     | 1400m                     | 1200m                     | 1000m                     | 800m                      | 600m                      | 400m                     | 200m                     |  |  |  |  |
|------------------------|--------------------------|---------------------------|---------------------------|---------------------------|---------------------------|---------------------------|---------------------------|--------------------------|--------------------------|--|--|--|--|
| Section Times          | 1:51.54 [7]<br>(0:14.91) | 1:36.63 [10]<br>(0:11.83) | 1:24.80 [10]<br>(0:12.03) | 1:12.77 [10]<br>(0:12.33) | 1:00.44 [10]<br>(0:12.31) | 0:48.13 [10]<br>(0:12.10) | 0:36.03 [10]<br>(0:11.58) | 0:24.45 [9]<br>(0:11.93) | 0:12.52 [7]<br>(0:12.52) |  |  |  |  |
| Average Speed [km/h]   | 48.5                     | 61.1                      | 59.9                      | 58.2                      | 58.5                      | 59.7                      | 62.2                      | 60.6                     | 57.4                     |  |  |  |  |
| Top Speed [km/h]       | 63.7                     | 63.7                      | 60.7                      | 60.7                      | 59.5                      | 61.6                      | 63.2                      | 61.0                     | 59.7                     |  |  |  |  |
| Avg. Dist. to Rail [m] | 6.5                      | 1.4                       | 0.2                       | 0.9                       | 0.8                       | 1.1                       | 0.8                       | 2.0                      | 2.8                      |  |  |  |  |
| Avg. Stride Freq. [Hz] | 2.2                      | 2.2                       | 2.2                       | 2.1                       | 2.1                       | 2.2                       | 2.3                       | 2.2                      | 2.2                      |  |  |  |  |
| Avg. Stride Length [m] | 6.3                      | 7.7                       | 7.7                       | 7.6                       | 7.6                       | 7.6                       | 7.7                       | 7.5                      | 7.3                      |  |  |  |  |



[ ] Ranking at each section and finish  
-.-.- No data available at this section  
NA No data available



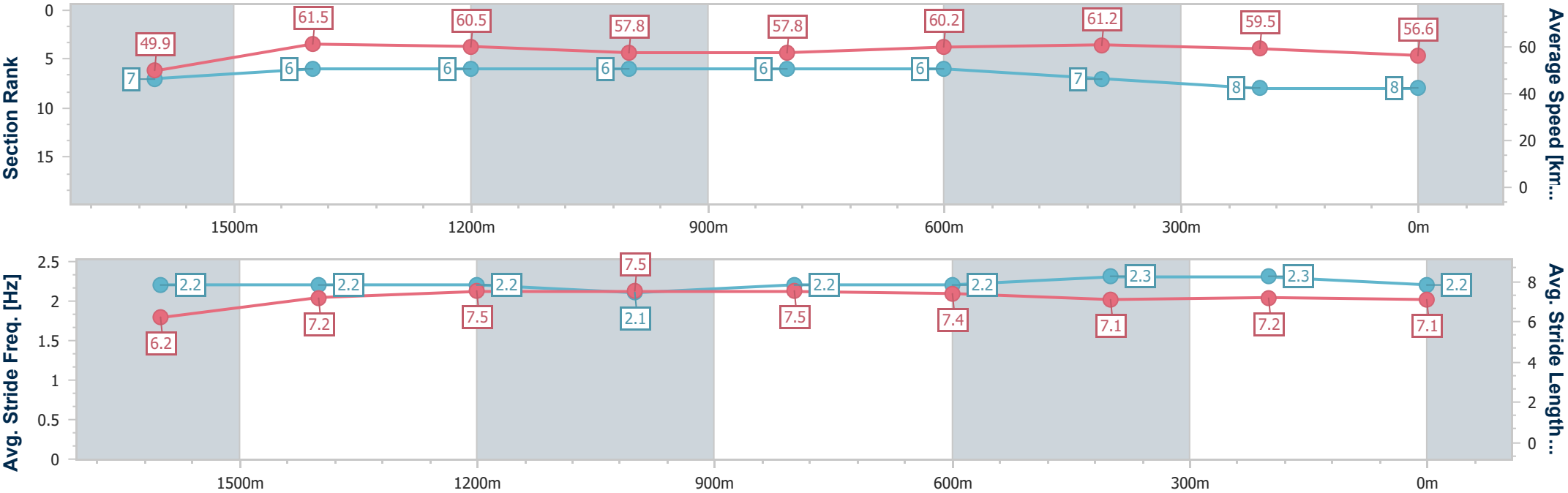
|                                |                 |
|--------------------------------|-----------------|
| Horse/Jockey Name              | Katerini        |
| Final Rank                     | 8               |
| Fastest Section Time (Section) | 0:11.75 (1600m) |
| Top Speed [km/h] (Section)     | 65.1 (Overall)  |
| Race State                     | Finished        |



Aquis Park Gold CoastProfessional  
Race 5: CORPSURE INSURANCE BROKING BENCHMARK 65  
Handicap - 1800m  
07 June 2025 - 15:29  
Track Rating: Soft 5, Weather: Fine, Rail Position: +5m 1000m-  
W/Post, +4m



| Section                | Overall                  | 1600m                    | 1400m                    | 1200m                    | 1000m                    | 800m                     | 600m                     | 400m                     | 200m                     |  |  |  |  |
|------------------------|--------------------------|--------------------------|--------------------------|--------------------------|--------------------------|--------------------------|--------------------------|--------------------------|--------------------------|--|--|--|--|
| Section Times          | 1:51.82 [8]<br>(0:14.41) | 1:37.41 [7]<br>(0:11.75) | 1:25.66 [6]<br>(0:11.93) | 1:13.73 [6]<br>(0:12.42) | 1:01.31 [6]<br>(0:12.50) | 0:48.81 [6]<br>(0:11.99) | 0:36.82 [6]<br>(0:11.93) | 0:24.89 [7]<br>(0:12.15) | 0:12.74 [8]<br>(0:12.74) |  |  |  |  |
| Average Speed [km/h]   | 49.9                     | 61.5                     | 60.5                     | 57.8                     | 57.8                     | 60.2                     | 61.2                     | 59.5                     | 56.6                     |  |  |  |  |
| Top Speed [km/h]       | 65.1                     | 64.7                     | 62.2                     | 59.2                     | 59.0                     | 61.8                     | 62.4                     | 60.1                     | 58.9                     |  |  |  |  |
| Avg. Dist. to Rail [m] | 1.6                      | 0.9                      | 0.7                      | 0.5                      | 0.7                      | 1.4                      | 2.3                      | 4.1                      | 4.9                      |  |  |  |  |
| Avg. Stride Freq. [Hz] | 2.2                      | 2.2                      | 2.2                      | 2.1                      | 2.2                      | 2.2                      | 2.3                      | 2.3                      | 2.2                      |  |  |  |  |
| Avg. Stride Length [m] | 6.2                      | 7.2                      | 7.5                      | 7.5                      | 7.5                      | 7.4                      | 7.1                      | 7.2                      | 7.1                      |  |  |  |  |





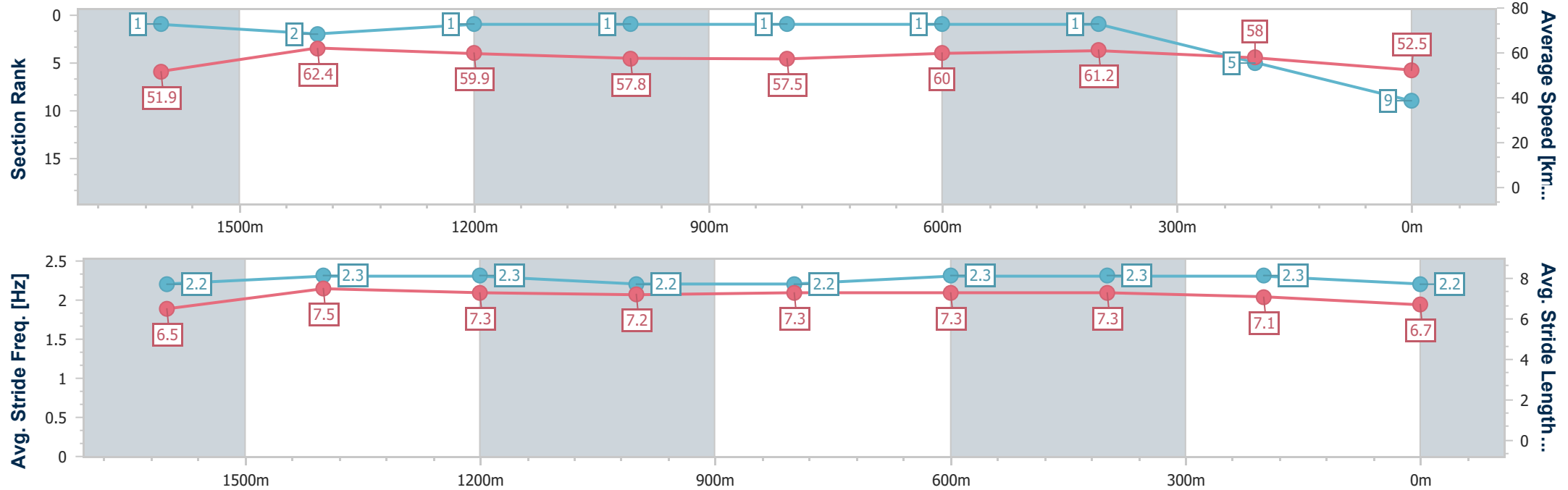
|                                |                 |
|--------------------------------|-----------------|
| Horse/Jockey Name              | Archers Reign   |
| Final Rank                     | 9               |
| Fastest Section Time (Section) | 0:11.62 (1600m) |
| Top Speed [km/h] (Section)     | 65.8 (Overall)  |
| Race State                     | Finished        |



Aquis Park Gold CoastProfessional  
Race 5: CORPSURE INSURANCE BROKING BENCHMARK 65  
Handicap - 1800m  
07 June 2025 - 15:29  
Track Rating: Soft 5, Weather: Fine, Rail Position: +5m 1000m-  
W/Post, +4m



| Section                | Overall                  | 1600m                    | 1400m                    | 1200m                    | 1000m                    | 800m                     | 600m                     | 400m                     | 200m                     |  |  |  |  |
|------------------------|--------------------------|--------------------------|--------------------------|--------------------------|--------------------------|--------------------------|--------------------------|--------------------------|--------------------------|--|--|--|--|
| Section Times          | 1:52.27 [9]<br>(0:13.88) | 1:38.39 [1]<br>(0:11.62) | 1:26.77 [2]<br>(0:11.99) | 1:14.78 [1]<br>(0:12.48) | 1:02.30 [1]<br>(0:12.48) | 0:49.82 [1]<br>(0:11.97) | 0:37.85 [1]<br>(0:11.70) | 0:26.15 [1]<br>(0:12.43) | 0:13.72 [5]<br>(0:13.72) |  |  |  |  |
| Average Speed [km/h]   | 51.9                     | 62.4                     | 59.9                     | 57.8                     | 57.5                     | 60.0                     | 61.2                     | 58.0                     | 52.5                     |  |  |  |  |
| Top Speed [km/h]       | 65.8                     | 65.4                     | 62.6                     | 58.6                     | 58.8                     | 61.5                     | 62.7                     | 59.4                     | 55.4                     |  |  |  |  |
| Avg. Dist. to Rail [m] | 2.7                      | 1.1                      | 0.8                      | 0.2                      | 0.6                      | 0.6                      | 0.7                      | 0.3                      | 0.7                      |  |  |  |  |
| Avg. Stride Freq. [Hz] | 2.2                      | 2.3                      | 2.3                      | 2.2                      | 2.2                      | 2.3                      | 2.3                      | 2.3                      | 2.2                      |  |  |  |  |
| Avg. Stride Length [m] | 6.5                      | 7.5                      | 7.3                      | 7.2                      | 7.3                      | 7.3                      | 7.3                      | 7.1                      | 6.7                      |  |  |  |  |





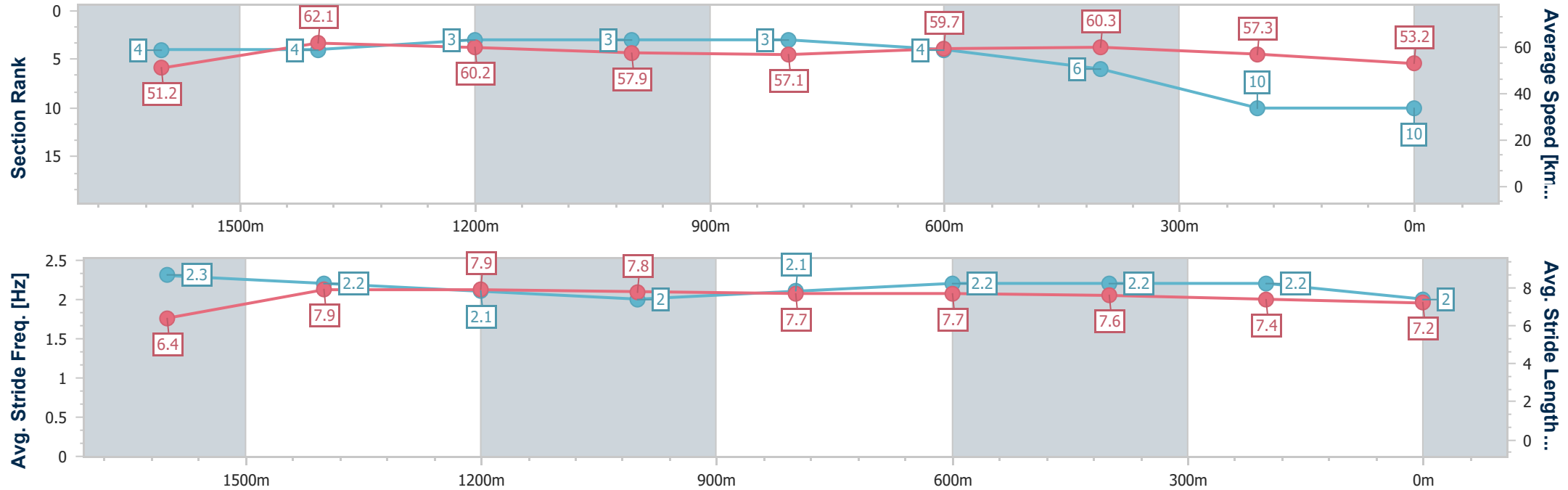
|                                |                 |
|--------------------------------|-----------------|
| Horse/Jockey Name              | Airswing        |
| Final Rank                     | 10              |
| Fastest Section Time (Section) | 0:11.67 (1600m) |
| Top Speed [km/h] (Section)     | 65.1 (Overall)  |
| Race State                     | Finished        |



Aquis Park Gold CoastProfessional  
Race 5: CORPSURE INSURANCE BROKING BENCHMARK 65  
Handicap - 1800m  
07 June 2025 - 15:29  
Track Rating: Soft 5, Weather: Fine, Rail Position: +5m 1000m-  
W/Post, +4m



| Section                | Overall                   | 1600m                    | 1400m                    | 1200m                    | 1000m                    | 800m                     | 600m                     | 400m                     | 200m                      |  |  |  |  |
|------------------------|---------------------------|--------------------------|--------------------------|--------------------------|--------------------------|--------------------------|--------------------------|--------------------------|---------------------------|--|--|--|--|
| Section Times          | 1:52.86 [10]<br>(0:14.08) | 1:38.78 [4]<br>(0:11.67) | 1:27.11 [4]<br>(0:11.95) | 1:15.16 [3]<br>(0:12.47) | 1:02.69 [3]<br>(0:12.59) | 0:50.10 [3]<br>(0:12.12) | 0:37.98 [4]<br>(0:11.89) | 0:26.09 [6]<br>(0:12.56) | 0:13.53 [10]<br>(0:13.53) |  |  |  |  |
| Average Speed [km/h]   | 51.2                      | 62.1                     | 60.2                     | 57.9                     | 57.1                     | 59.7                     | 60.3                     | 57.3                     | 53.2                      |  |  |  |  |
| Top Speed [km/h]       | 65.1                      | 63.4                     | 61.6                     | 58.6                     | 57.8                     | 60.8                     | 61.4                     | 58.3                     | 55.6                      |  |  |  |  |
| Avg. Dist. to Rail [m] | 1.4                       | 1.4                      | 0.2                      | 0.2                      | 0.6                      | 0.7                      | 0.6                      | 0.6                      | 1.2                       |  |  |  |  |
| Avg. Stride Freq. [Hz] | 2.3                       | 2.2                      | 2.1                      | 2.0                      | 2.1                      | 2.2                      | 2.2                      | 2.2                      | 2.0                       |  |  |  |  |
| Avg. Stride Length [m] | 6.4                       | 7.9                      | 7.9                      | 7.8                      | 7.7                      | 7.7                      | 7.6                      | 7.4                      | 7.2                       |  |  |  |  |





# Aquis Park Gold Coast Professional

## Race 6: KITCHEN CABINET SPECIALIST OPEN Handicap - 1200m

07 June 2025 - 16:09



Track Rating: Soft 5, Weather: Fine, Rail Position: +5m 1000m-W/Post, +4m

| Section     |     | Overall           |         |                  |                 | 1000m        | 800m         | 600m         | 400m         | 200m         | Last 600m    |                        |            |
|-------------|-----|-------------------|---------|------------------|-----------------|--------------|--------------|--------------|--------------|--------------|--------------|------------------------|------------|
| Field Times |     | 1:10.03           |         |                  |                 | 0:56.81      | 0:46.09      | 0:34.82      | 0:23.49      | 0:12.04      | 0:34.82      |                        |            |
|             |     | (0:13.22)         |         |                  |                 | (0:10.72)    | (0:11.27)    | (0:11.33)    | (0:11.45)    | (0:12.04)    |              |                        |            |
| Rank        | TAB | Horse/Jockey      | Barrier | Top Speed [km/h] | Fastest Section |              |              |              |              |              | Margin       | Distance Travelled [m] |            |
| 1           | 6   | TWO YA GOT        | 6       | 69.3             | 0:10.67         | 1:10.03 [1]  | 0:56.65 [2]  | 0:45.98 [2]  | 0:34.76 [2]  | 0:23.49 [1]  | 0:12.04 [1]  | 1:10.03                | 0:34.76    |
|             |     | Cobi Vitler       |         | 1000m            | 1000m           | (0:13.38)    | (0:10.67)    | (0:11.22)    | (0:11.27)    | (0:11.45)    | (0:12.04)    |                        |            |
| 2           | 10  | ZOUPERB           | 3       | 68.8             | 0:10.59         | 1:10.42 [2]  | 0:56.78 [3]  | 0:46.19 [3]  | 0:35.00 [3]  | 0:23.63 [3]  | 0:12.15 [3]  | 2.3L                   | 0:35.00 +4 |
|             |     | Madeleine Wishart |         | 1000m            | 1000m           | (0:13.64)    | (0:10.59)    | (0:11.19)    | (0:11.37)    | (0:11.48)    | (0:12.15)    |                        |            |
| 3           | 3   | MAXIMUM VORTEX    | 7       | 70.6             | 0:10.72         | 1:10.44 [3]  | 0:57.22 [1]  | 0:46.50 [1]  | 0:35.23 [1]  | 0:23.89 [2]  | 0:12.31 [2]  | 2.4L                   | 0:35.23 +6 |
|             |     | Tahlia Fenlon     |         | 1000m            | 1000m           | (0:13.22)    | (0:10.72)    | (0:11.27)    | (0:11.34)    | (0:11.58)    | (0:12.31)    |                        |            |
| 4           | 9   | ROLL UP           | 10      | 66.0             | 0:11.06         | 1:10.57 [4]  | 0:56.27 [11] | 0:44.91 [10] | 0:33.80 [10] | 0:22.74 [10] | 0:11.60 [9]  | 3.2L                   | 0:33.80 +2 |
|             |     | Emily Lang        |         | 800m             | 600m            | (0:14.30)    | (0:11.36)    | (0:11.11)    | (0:11.06)    | (0:11.14)    | (0:11.60)    |                        |            |
| 5           | 5   | SKYWOLF           | 5       | 66.8             | 0:10.94         | 1:10.60 [5]  | 0:56.77 [5]  | 0:45.83 [5]  | 0:34.84 [5]  | 0:23.69 [4]  | 0:11.99 [5]  | 3.3L                   | 0:34.84 +0 |
|             |     | Adin Thompson     |         | 800m             | 1000m           | (0:13.83)    | (0:10.94)    | (0:10.99)    | (0:11.15)    | (0:11.70)    | (0:11.99)    |                        |            |
| 6           | 8   | LIVING FREE       | 2       | 66.5             | 0:11.10         | 1:10.69 [6]  | 0:56.62 [9]  | 0:45.29 [8]  | 0:34.19 [8]  | 0:22.94 [9]  | 0:11.78 [8]  | 3.8L                   | 0:34.19 +2 |
|             |     | Montana Philpot   |         | Overall          | 800m            | (0:14.07)    | (0:11.33)    | (0:11.10)    | (0:11.25)    | (0:11.16)    | (0:11.78)    |                        |            |
| 7           | 1   | NED'S GULLY       | 9       | 69.7             | 0:10.58         | 1:10.81 [7]  | 0:57.07 [4]  | 0:46.49 [4]  | 0:35.24 [4]  | 0:23.82 [5]  | 0:12.32 [4]  | 4.3L                   | 0:35.24 +4 |
|             |     | Jaden Lloyd       |         | 1000m            | 1000m           | (0:13.74)    | (0:10.58)    | (0:11.25)    | (0:11.42)    | (0:11.50)    | (0:12.32)    |                        |            |
| 8           | 13  | COLD ONE          | 8       | 66.3             | 0:11.10         | 1:11.18 [8]  | 0:57.12 [8]  | 0:45.66 [9]  | 0:34.56 [9]  | 0:23.43 [8]  | 0:12.17 [10] | 6.3L                   | 0:34.56 +6 |
|             |     | Sariah Champkin   |         | 600m             | 800m            | (0:14.06)    | (0:11.46)    | (0:11.10)    | (0:11.13)    | (0:11.26)    | (0:12.17)    |                        |            |
| 9           | 4   | RALPHIE           | 4       | 67.5             | 0:11.01         | 1:11.21 [9]  | 0:57.18 [7]  | 0:46.07 [7]  | 0:35.06 [7]  | 0:23.78 [7]  | 0:12.35 [6]  | 6.5L                   | 0:35.06 +2 |
|             |     | Ron Stewart       |         | 1000m            | 800m            | (0:14.03)    | (0:11.11)    | (0:11.01)    | (0:11.28)    | (0:11.43)    | (0:12.35)    |                        |            |
| 10          | 7   | KINGSTON'S HERE   | 1       | 67.0             | 0:10.91         | 1:11.53 [10] | 0:57.65 [6]  | 0:46.74 [6]  | 0:35.64 [6]  | 0:24.33 [6]  | 0:12.66 [7]  | 8.3L                   | 0:35.64 -2 |
|             |     | Anthony Allen     |         | 1000m            | 1000m           | (0:13.88)    | (0:10.91)    | (0:11.10)    | (0:11.31)    | (0:11.67)    | (0:12.66)    |                        |            |

Scratched: Muschialli (#12), Sailor's Secret (#11)

Report Created: Sat 7 June 2025 16:23 GMT+10

(Note: Timing is based on position data)

Page 1/13

[ ] Ranking at each section and finish  
-:-:- No data available at this section  
NA No data available

SCN Saddle cloth number  
DNF Did not finish  
DNT Did not track

data processed by TRIPLESDATA



# Aquis Park Gold CoastProfessional

## Race 6: KITCHEN CABINET SPECIALIST OPEN Handicap - 1200m

07 June 2025 - 16:09



Track Rating: Soft 5, Weather: Fine, Rail Position: +5m 1000m-W/Post, +4m

| Section     |     |              |         |                     |                    | Overall              | 1000m                | 800m                 | 600m                 | 400m                 | 200m                 | Last 600m |                           |    |
|-------------|-----|--------------|---------|---------------------|--------------------|----------------------|----------------------|----------------------|----------------------|----------------------|----------------------|-----------|---------------------------|----|
| Field Times |     |              |         |                     |                    | 1:10.03<br>(0:13.22) | 0:56.81<br>(0:10.72) | 0:46.09<br>(0:11.27) | 0:34.82<br>(0:11.33) | 0:23.49<br>(0:11.45) | 0:12.04<br>(0:12.04) | 0:34.82   |                           |    |
| Rank        | TAB | Horse/Jockey | Barrier | Top Speed<br>[km/h] | Fastest<br>Section |                      |                      |                      |                      |                      |                      | Margin    | Distance<br>Travelled [m] |    |
| 11          | 2   | WILD CHAP    | 11      | 66.4                | 0:11.08            | 1:11.54 [11]         | 0:57.32 [10]         | 0:45.82 [11]         | 0:34.64 [11]         | 0:23.56 [11]         | 0:12.14 [11]         | 8.4L      | 0:34.64                   | +9 |
|             |     | Luke Dempsey |         | 600m                | 600m               | (0:14.22)            | (0:11.50)            | (0:11.18)            | (0:11.08)            | (0:11.42)            | (0:12.14)            |           |                           |    |

Scratched: Muschialli (#12), Sailor's Secret (#11)





|                                |                 |
|--------------------------------|-----------------|
| Horse/Jockey Name              | Two Ya Got      |
| Final Rank                     | 1               |
| Fastest Section Time (Section) | 0:10.67 (1000m) |
| Top Speed [km/h] (Section)     | 69.3 (1000m)    |
| Race State                     | Finished        |



Aquis Park Gold CoastProfessional

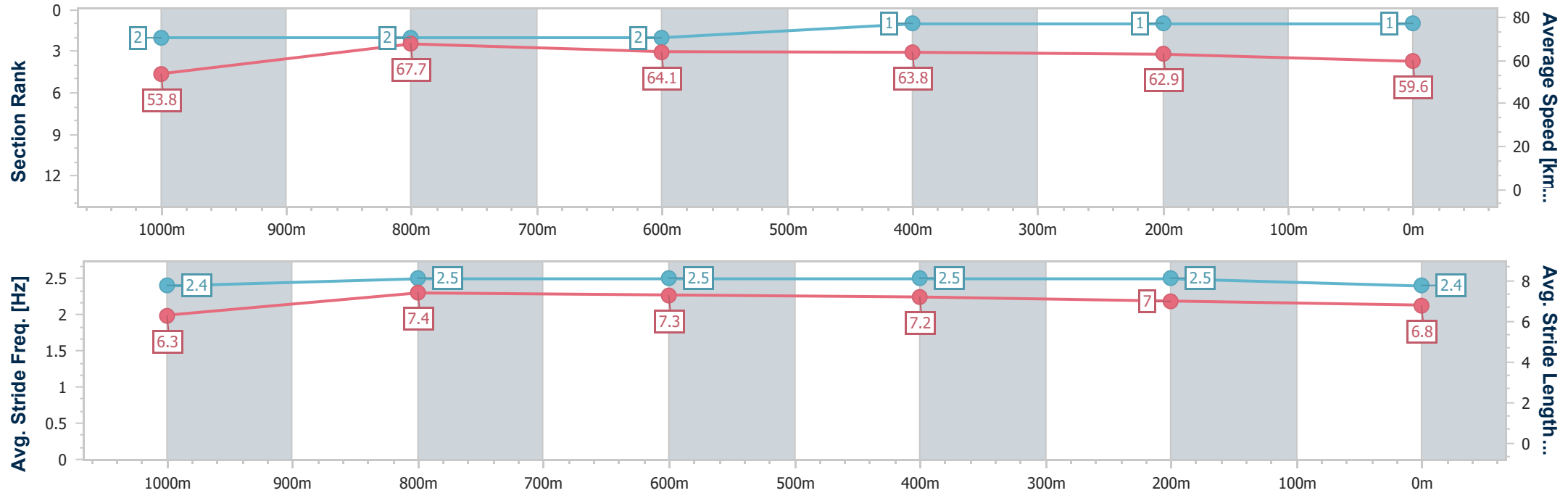
Race 6: KITCHEN CABINET SPECIALIST OPEN Handicap - 1200m

07 June 2025 - 16:09

Track Rating: Soft 5, Weather: Fine, Rail Position: +5m 1000m-W/Post, +4m

AQUIS PARK  
HOME OF THE GOLD COAST  
TRIP CLUB & RYOT GYRE

| Section                | Overall                  | 1000m                    | 800m                     | 600m                     | 400m                     | 200m                     |  |  |  |  |  |  |  |
|------------------------|--------------------------|--------------------------|--------------------------|--------------------------|--------------------------|--------------------------|--|--|--|--|--|--|--|
| Section Times          | 1:10.03 [1]<br>(0:13.38) | 0:56.65 [2]<br>(0:10.67) | 0:45.98 [2]<br>(0:11.22) | 0:34.76 [2]<br>(0:11.27) | 0:23.49 [1]<br>(0:11.45) | 0:12.04 [1]<br>(0:12.04) |  |  |  |  |  |  |  |
| Average Speed [km/h]   | 53.8                     | 67.7                     | 64.1                     | 63.8                     | 62.9                     | 59.6                     |  |  |  |  |  |  |  |
| Top Speed [km/h]       | 68.1                     | 69.3                     | 65.3                     | 64.3                     | 64.2                     | 62.4                     |  |  |  |  |  |  |  |
| Avg. Dist. to Rail [m] | 4.5                      | 0.7                      | 0.3                      | 0.7                      | 0.3                      | 0.4                      |  |  |  |  |  |  |  |
| Avg. Stride Freq. [Hz] | 2.4                      | 2.5                      | 2.5                      | 2.5                      | 2.5                      | 2.4                      |  |  |  |  |  |  |  |
| Avg. Stride Length [m] | 6.3                      | 7.4                      | 7.3                      | 7.2                      | 7.0                      | 6.8                      |  |  |  |  |  |  |  |



[ ] Ranking at each section and finish  
-.-.- No data available at this section  
NA No data available



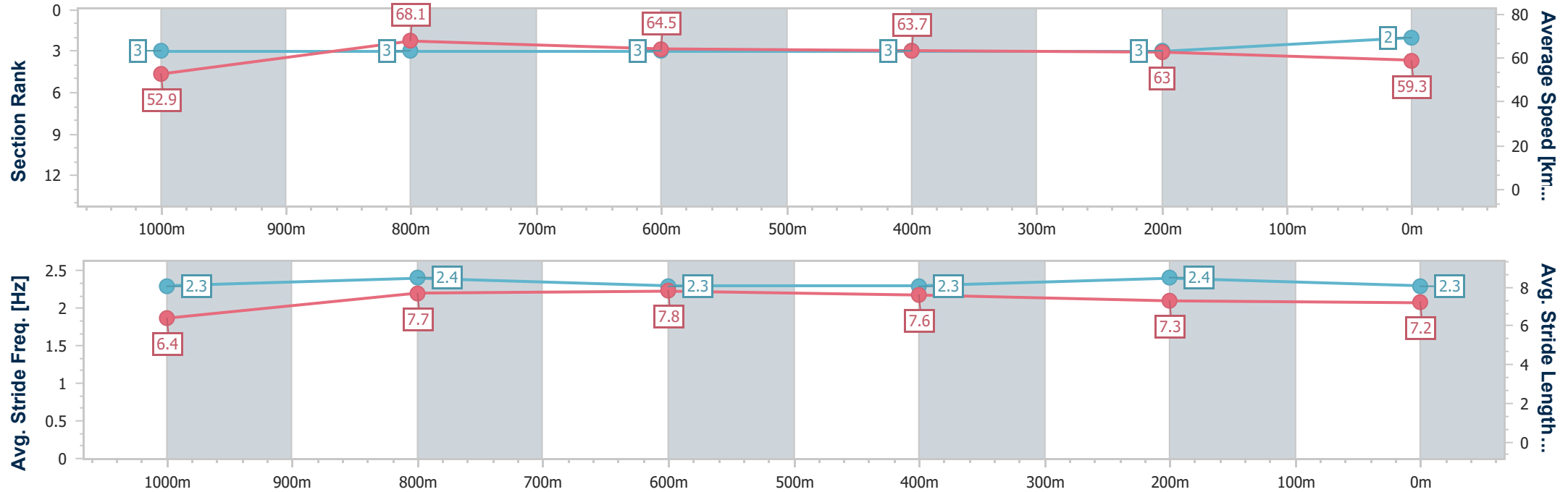
|                                |                 |
|--------------------------------|-----------------|
| Horse/Jockey Name              | Zouperb         |
| Final Rank                     | 2               |
| Fastest Section Time (Section) | 0:10.59 (1000m) |
| Top Speed [km/h] (Section)     | 68.8 (1000m)    |
| Race State                     | Finished        |



Aquis Park Gold CoastProfessional  
Race 6: KITCHEN CABINET SPECIALIST OPEN Handicap - 1200m  
07 June 2025 - 16:09  
Track Rating: Soft 5, Weather: Fine, Rail Position: +5m 1000m- W/Post, +4m



| Section                | Overall                  | 1000m                    | 800m                     | 600m                     | 400m                     | 200m                     |  |  |  |  |  |  |  |  |
|------------------------|--------------------------|--------------------------|--------------------------|--------------------------|--------------------------|--------------------------|--|--|--|--|--|--|--|--|
| Section Times          | 1:10.42 [2]<br>(0:13.64) | 0:56.78 [3]<br>(0:10.59) | 0:46.19 [3]<br>(0:11.19) | 0:35.00 [3]<br>(0:11.37) | 0:23.63 [3]<br>(0:11.48) | 0:12.15 [3]<br>(0:12.15) |  |  |  |  |  |  |  |  |
| Average Speed [km/h]   | 52.9                     | 68.1                     | 64.5                     | 63.7                     | 63.0                     | 59.3                     |  |  |  |  |  |  |  |  |
| Top Speed [km/h]       | 68.6                     | 68.8                     | 65.8                     | 64.2                     | 63.5                     | 61.6                     |  |  |  |  |  |  |  |  |
| Avg. Dist. to Rail [m] | 3.4                      | 0.8                      | 1.0                      | 1.0                      | 2.5                      | 3.4                      |  |  |  |  |  |  |  |  |
| Avg. Stride Freq. [Hz] | 2.3                      | 2.4                      | 2.3                      | 2.3                      | 2.4                      | 2.3                      |  |  |  |  |  |  |  |  |
| Avg. Stride Length [m] | 6.4                      | 7.7                      | 7.8                      | 7.6                      | 7.3                      | 7.2                      |  |  |  |  |  |  |  |  |



- [ ] Ranking at each section and finish
- .-.- No data available at this section
- NA No data available



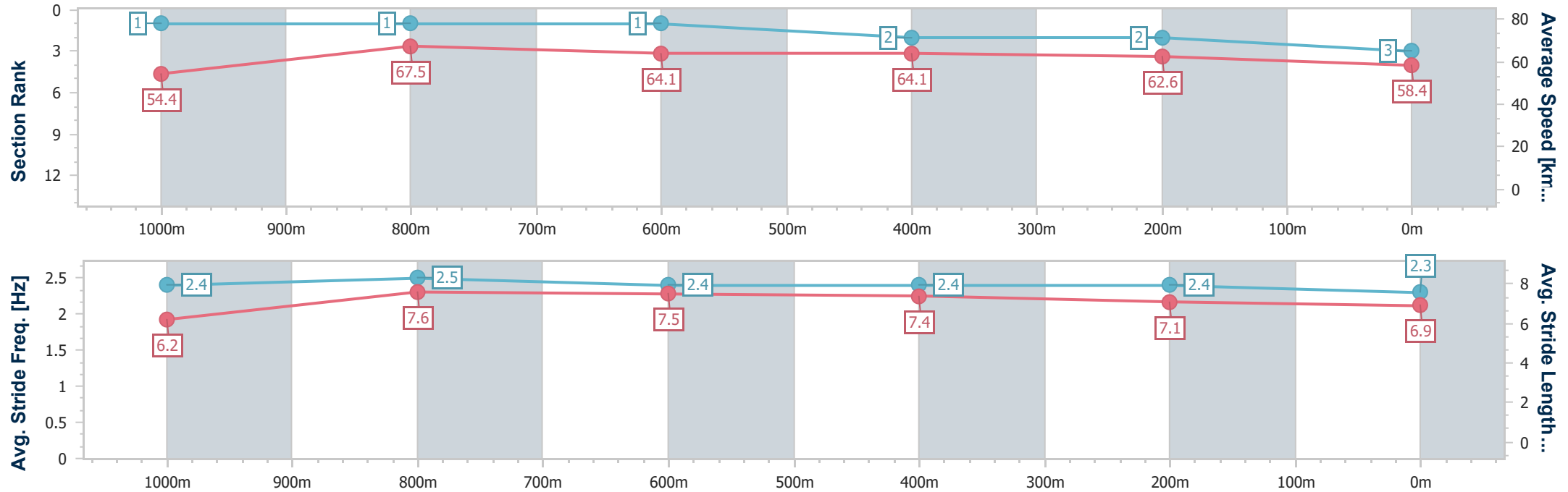
|                                |                 |
|--------------------------------|-----------------|
| Horse/Jockey Name              | Maximum Vortex  |
| Final Rank                     | 3               |
| Fastest Section Time (Section) | 0:10.72 (1000m) |
| Top Speed [km/h] (Section)     | 70.6 (1000m)    |
| Race State                     | Finished        |



Aquis Park Gold CoastProfessional  
Race 6: KITCHEN CABINET SPECIALIST OPEN Handicap -  
1200m  
07 June 2025 - 16:09  
Track Rating: Soft 5, Weather: Fine, Rail Position: +5m 1000m-  
W/Post, +4m



| Section                | Overall                  | 1000m                    | 800m                     | 600m                     | 400m                     | 200m                     |  |  |  |  |  |  |  |
|------------------------|--------------------------|--------------------------|--------------------------|--------------------------|--------------------------|--------------------------|--|--|--|--|--|--|--|
| Section Times          | 1:10.44 [3]<br>(0:13.22) | 0:57.22 [1]<br>(0:10.72) | 0:46.50 [1]<br>(0:11.27) | 0:35.23 [1]<br>(0:11.34) | 0:23.89 [2]<br>(0:11.58) | 0:12.31 [2]<br>(0:12.31) |  |  |  |  |  |  |  |
| Average Speed [km/h]   | 54.4                     | 67.5                     | 64.1                     | 64.1                     | 62.6                     | 58.4                     |  |  |  |  |  |  |  |
| Top Speed [km/h]       | 70.5                     | 70.6                     | 65.8                     | 65.2                     | 63.8                     | 61.6                     |  |  |  |  |  |  |  |
| Avg. Dist. to Rail [m] | 5.8                      | 0.9                      | 1.9                      | 1.7                      | 3.4                      | 2.4                      |  |  |  |  |  |  |  |
| Avg. Stride Freq. [Hz] | 2.4                      | 2.5                      | 2.4                      | 2.4                      | 2.4                      | 2.3                      |  |  |  |  |  |  |  |
| Avg. Stride Length [m] | 6.2                      | 7.6                      | 7.5                      | 7.4                      | 7.1                      | 6.9                      |  |  |  |  |  |  |  |





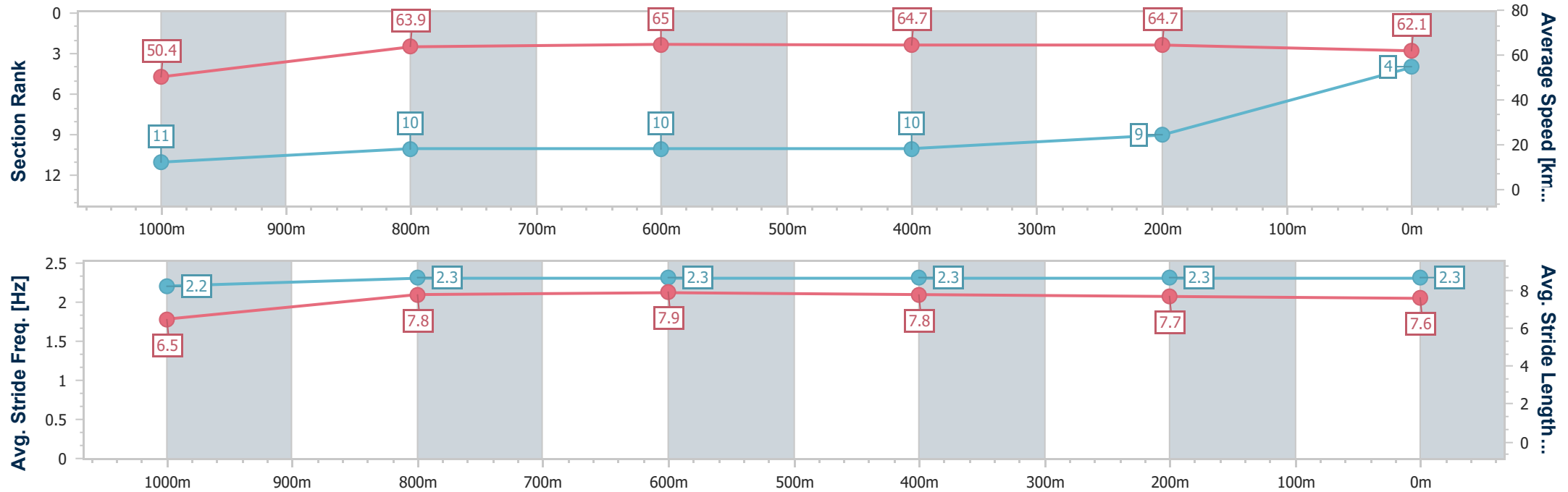
|                                |                |
|--------------------------------|----------------|
| Horse/Jockey Name              | Roll Up        |
| Final Rank                     | 4              |
| Fastest Section Time (Section) | 0:11.06 (600m) |
| Top Speed [km/h] (Section)     | 66.0 (800m)    |
| Race State                     | Finished       |



Aquis Park Gold CoastProfessional  
Race 6: KITCHEN CABINET SPECIALIST OPEN Handicap -  
1200m  
07 June 2025 - 16:09  
Track Rating: Soft 5, Weather: Fine, Rail Position: +5m 1000m-  
W/Post, +4m



| Section                | Overall                  | 1000m                     | 800m                      | 600m                      | 400m                      | 200m                     |  |  |  |  |  |  |  |
|------------------------|--------------------------|---------------------------|---------------------------|---------------------------|---------------------------|--------------------------|--|--|--|--|--|--|--|
| Section Times          | 1:10.57 [4]<br>(0:14.30) | 0:56.27 [11]<br>(0:11.36) | 0:44.91 [10]<br>(0:11.11) | 0:33.80 [10]<br>(0:11.06) | 0:22.74 [10]<br>(0:11.14) | 0:11.60 [9]<br>(0:11.60) |  |  |  |  |  |  |  |
| Average Speed [km/h]   | 50.4                     | 63.9                      | 65.0                      | 64.7                      | 64.7                      | 62.1                     |  |  |  |  |  |  |  |
| Top Speed [km/h]       | 63.3                     | 65.2                      | 66.0                      | 65.8                      | 65.4                      | 64.4                     |  |  |  |  |  |  |  |
| Avg. Dist. to Rail [m] | 8.2                      | 2.1                       | 0.4                       | 0.7                       | 0.5                       | 1.3                      |  |  |  |  |  |  |  |
| Avg. Stride Freq. [Hz] | 2.2                      | 2.3                       | 2.3                       | 2.3                       | 2.3                       | 2.3                      |  |  |  |  |  |  |  |
| Avg. Stride Length [m] | 6.5                      | 7.8                       | 7.9                       | 7.8                       | 7.7                       | 7.6                      |  |  |  |  |  |  |  |





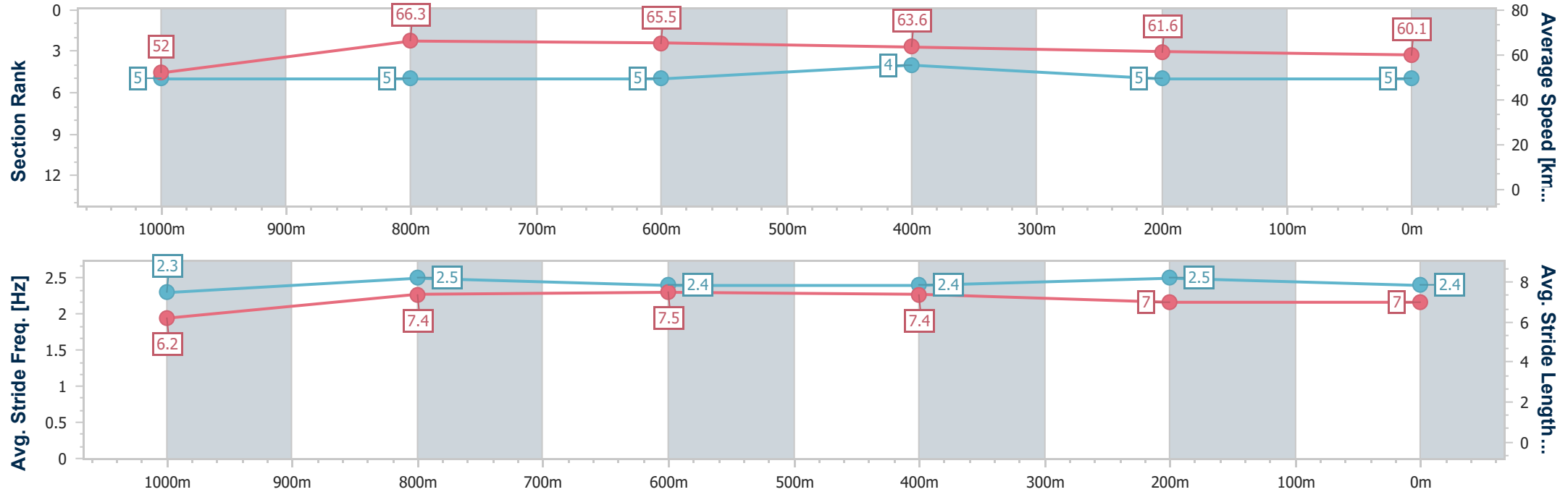
|                                |                 |
|--------------------------------|-----------------|
| Horse/Jockey Name              | Skywolf         |
| Final Rank                     | 5               |
| Fastest Section Time (Section) | 0:10.94 (1000m) |
| Top Speed [km/h] (Section)     | 66.8 (800m)     |
| Race State                     | Finished        |



Aquis Park Gold CoastProfessional  
Race 6: KITCHEN CABINET SPECIALIST OPEN Handicap - 1200m  
07 June 2025 - 16:09  
Track Rating: Soft 5, Weather: Fine, Rail Position: +5m 1000m- W/Post, +4m



| Section                | Overall                  | 1000m                    | 800m                     | 600m                     | 400m                     | 200m                     |  |  |  |  |  |  |  |
|------------------------|--------------------------|--------------------------|--------------------------|--------------------------|--------------------------|--------------------------|--|--|--|--|--|--|--|
| Section Times          | 1:10.60 [5]<br>(0:13.83) | 0:56.77 [5]<br>(0:10.94) | 0:45.83 [5]<br>(0:10.99) | 0:34.84 [5]<br>(0:11.15) | 0:23.69 [4]<br>(0:11.70) | 0:11.99 [5]<br>(0:11.99) |  |  |  |  |  |  |  |
| Average Speed [km/h]   | 52.0                     | 66.3                     | 65.5                     | 63.6                     | 61.6                     | 60.1                     |  |  |  |  |  |  |  |
| Top Speed [km/h]       | 66.4                     | 66.4                     | 66.8                     | 65.1                     | 62.7                     | 61.9                     |  |  |  |  |  |  |  |
| Avg. Dist. to Rail [m] | 4.7                      | 1.6                      | 0.9                      | 2.5                      | 1.6                      | 3.8                      |  |  |  |  |  |  |  |
| Avg. Stride Freq. [Hz] | 2.3                      | 2.5                      | 2.4                      | 2.4                      | 2.5                      | 2.4                      |  |  |  |  |  |  |  |
| Avg. Stride Length [m] | 6.2                      | 7.4                      | 7.5                      | 7.4                      | 7.0                      | 7.0                      |  |  |  |  |  |  |  |





|                                |                |
|--------------------------------|----------------|
| Horse/Jockey Name              | Living Free    |
| Final Rank                     | 6              |
| Fastest Section Time (Section) | 0:11.10 (800m) |
| Top Speed [km/h] (Section)     | 66.5 (Overall) |
| Race State                     | Finished       |



Aquis Park Gold CoastProfessional

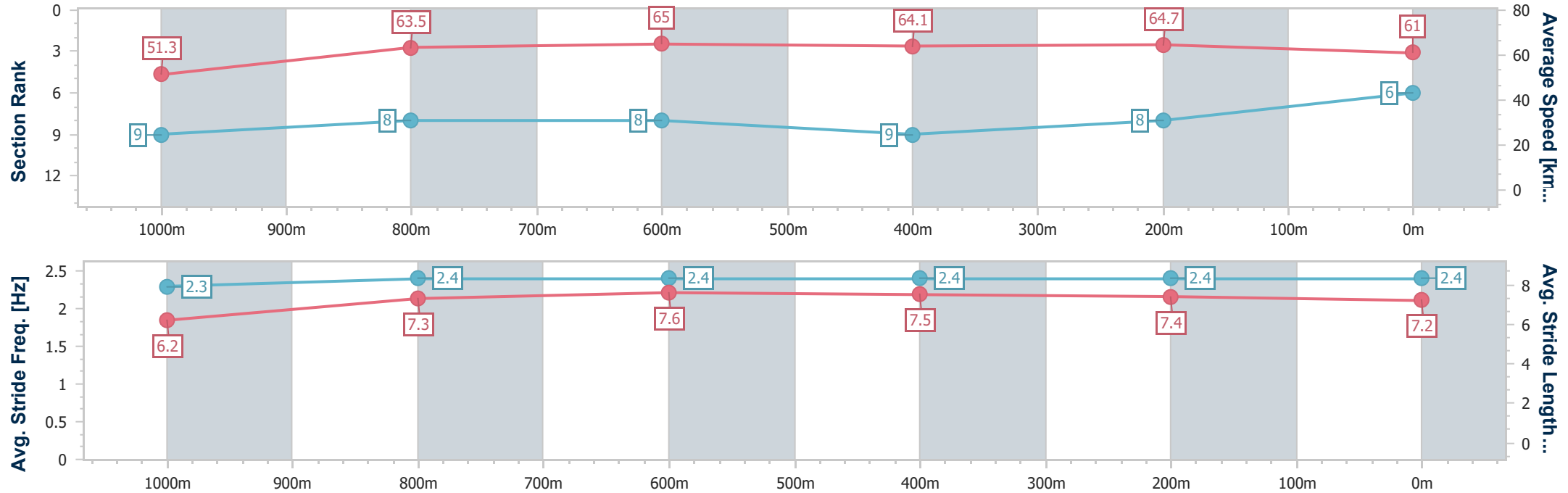
Race 6: KITCHEN CABINET SPECIALIST OPEN Handicap - 1200m

07 June 2025 - 16:09

Track Rating: Soft 5, Weather: Fine, Rail Position: +5m 1000m-W/Post, +4m

AQUIS PARK  
HOME OF THE GOLD COAST  
TURF CLUB & SPORT CENTRE

| Section                | Overall                  | 1000m                    | 800m                     | 600m                     | 400m                     | 200m                     |  |  |  |  |  |  |  |  |
|------------------------|--------------------------|--------------------------|--------------------------|--------------------------|--------------------------|--------------------------|--|--|--|--|--|--|--|--|
| Section Times          | 1:10.69 [6]<br>(0:14.07) | 0:56.62 [9]<br>(0:11.33) | 0:45.29 [8]<br>(0:11.10) | 0:34.19 [8]<br>(0:11.25) | 0:22.94 [9]<br>(0:11.16) | 0:11.78 [8]<br>(0:11.78) |  |  |  |  |  |  |  |  |
| Average Speed [km/h]   | 51.3                     | 63.5                     | 65.0                     | 64.1                     | 64.7                     | 61.0                     |  |  |  |  |  |  |  |  |
| Top Speed [km/h]       | 66.5                     | 66.3                     | 65.8                     | 64.8                     | 65.3                     | 63.8                     |  |  |  |  |  |  |  |  |
| Avg. Dist. to Rail [m] | 2.0                      | 0.7                      | 0.5                      | 1.0                      | 4.6                      | 7.0                      |  |  |  |  |  |  |  |  |
| Avg. Stride Freq. [Hz] | 2.3                      | 2.4                      | 2.4                      | 2.4                      | 2.4                      | 2.4                      |  |  |  |  |  |  |  |  |
| Avg. Stride Length [m] | 6.2                      | 7.3                      | 7.6                      | 7.5                      | 7.4                      | 7.2                      |  |  |  |  |  |  |  |  |





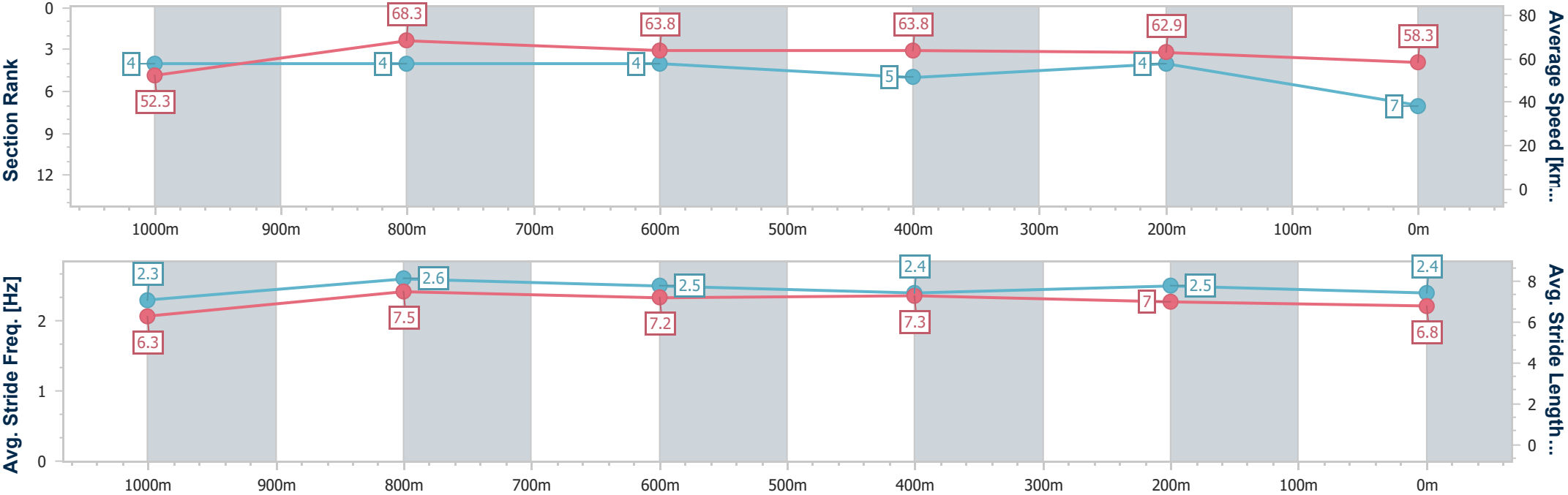
|                                |                 |
|--------------------------------|-----------------|
| Horse/Jockey Name              | Ned's Gully     |
| Final Rank                     | 7               |
| Fastest Section Time (Section) | 0:10.58 (1000m) |
| Top Speed [km/h] (Section)     | 69.7 (1000m)    |
| Race State                     | Finished        |



Aquis Park Gold CoastProfessional  
Race 6: KITCHEN CABINET SPECIALIST OPEN Handicap - 1200m  
07 June 2025 - 16:09  
Track Rating: Soft 5, Weather: Fine, Rail Position: +5m 1000m- W/Post, +4m



| Section                | Overall                  | 1000m                    | 800m                     | 600m                     | 400m                     | 200m                     |  |  |  |  |  |  |  |
|------------------------|--------------------------|--------------------------|--------------------------|--------------------------|--------------------------|--------------------------|--|--|--|--|--|--|--|
| Section Times          | 1:10.81 [7]<br>(0:13.74) | 0:57.07 [4]<br>(0:10.58) | 0:46.49 [4]<br>(0:11.25) | 0:35.24 [4]<br>(0:11.42) | 0:23.82 [5]<br>(0:11.50) | 0:12.32 [4]<br>(0:12.32) |  |  |  |  |  |  |  |
| Average Speed [km/h]   | 52.3                     | 68.3                     | 63.8                     | 63.8                     | 62.9                     | 58.3                     |  |  |  |  |  |  |  |
| Top Speed [km/h]       | 68.8                     | 69.7                     | 64.6                     | 64.2                     | 64.0                     | 61.8                     |  |  |  |  |  |  |  |
| Avg. Dist. to Rail [m] | 6.3                      | 0.6                      | 0.7                      | 1.9                      | 4.1                      | 4.8                      |  |  |  |  |  |  |  |
| Avg. Stride Freq. [Hz] | 2.3                      | 2.6                      | 2.5                      | 2.4                      | 2.5                      | 2.4                      |  |  |  |  |  |  |  |
| Avg. Stride Length [m] | 6.3                      | 7.5                      | 7.2                      | 7.3                      | 7.0                      | 6.8                      |  |  |  |  |  |  |  |





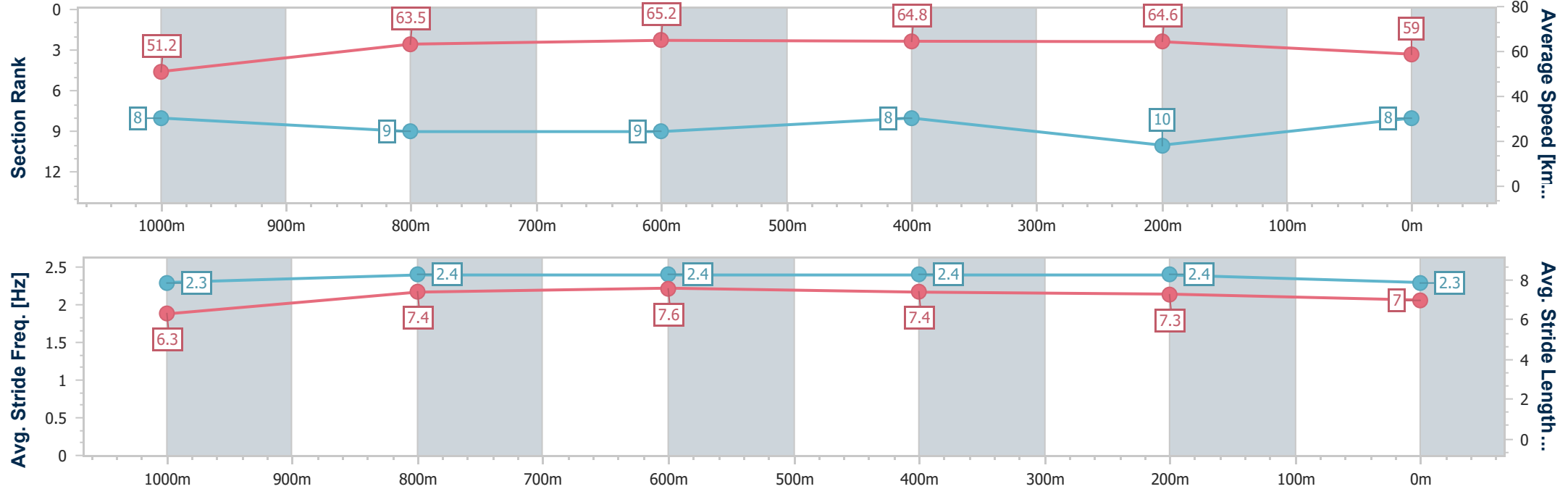
|                                |                |
|--------------------------------|----------------|
| Horse/Jockey Name              | Cold One       |
| Final Rank                     | 8              |
| Fastest Section Time (Section) | 0:11.10 (800m) |
| Top Speed [km/h] (Section)     | 66.3 (600m)    |
| Race State                     | Finished       |



Aquis Park Gold CoastProfessional  
Race 6: KITCHEN CABINET SPECIALIST OPEN Handicap - 1200m  
07 June 2025 - 16:09  
Track Rating: Soft 5, Weather: Fine, Rail Position: +5m 1000m- W/Post, +4m



| Section                | Overall                  | 1000m                    | 800m                     | 600m                     | 400m                     | 200m                      |  |  |  |  |  |  |  |
|------------------------|--------------------------|--------------------------|--------------------------|--------------------------|--------------------------|---------------------------|--|--|--|--|--|--|--|
| Section Times          | 1:11.18 [8]<br>(0:14.06) | 0:57.12 [8]<br>(0:11.46) | 0:45.66 [9]<br>(0:11.10) | 0:34.56 [9]<br>(0:11.13) | 0:23.43 [8]<br>(0:11.26) | 0:12.17 [10]<br>(0:12.17) |  |  |  |  |  |  |  |
| Average Speed [km/h]   | 51.2                     | 63.5                     | 65.2                     | 64.8                     | 64.6                     | 59.0                      |  |  |  |  |  |  |  |
| Top Speed [km/h]       | 64.4                     | 64.8                     | 66.2                     | 66.3                     | 66.1                     | 62.6                      |  |  |  |  |  |  |  |
| Avg. Dist. to Rail [m] | 6.2                      | 2.1                      | 1.6                      | 1.3                      | 5.4                      | 7.7                       |  |  |  |  |  |  |  |
| Avg. Stride Freq. [Hz] | 2.3                      | 2.4                      | 2.4                      | 2.4                      | 2.4                      | 2.3                       |  |  |  |  |  |  |  |
| Avg. Stride Length [m] | 6.3                      | 7.4                      | 7.6                      | 7.4                      | 7.3                      | 7.0                       |  |  |  |  |  |  |  |







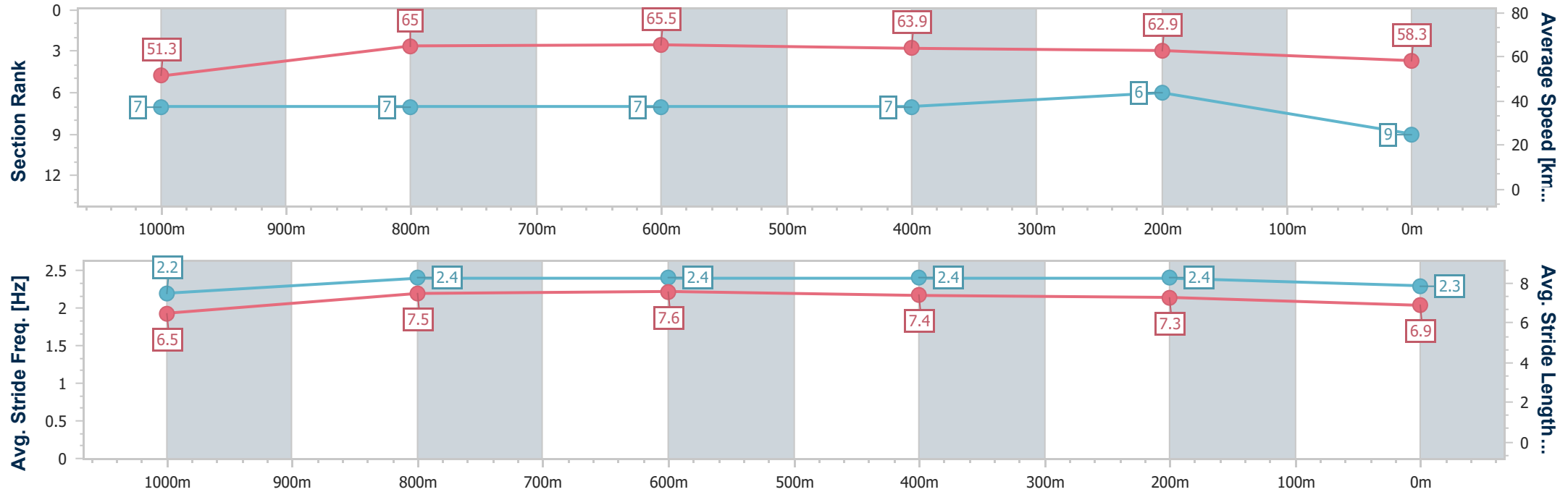
|                                |                |
|--------------------------------|----------------|
| Horse/Jockey Name              | Ralphie        |
| Final Rank                     | 9              |
| Fastest Section Time (Section) | 0:11.01 (800m) |
| Top Speed [km/h] (Section)     | 67.5 (1000m)   |
| Race State                     | Finished       |



Aquis Park Gold CoastProfessional  
Race 6: KITCHEN CABINET SPECIALIST OPEN Handicap - 1200m  
07 June 2025 - 16:09  
Track Rating: Soft 5, Weather: Fine, Rail Position: +5m 1000m- W/Post, +4m



| Section                | Overall                  | 1000m                    | 800m                     | 600m                     | 400m                     | 200m                     |  |  |  |  |  |  |  |  |
|------------------------|--------------------------|--------------------------|--------------------------|--------------------------|--------------------------|--------------------------|--|--|--|--|--|--|--|--|
| Section Times          | 1:11.21 [9]<br>(0:14.03) | 0:57.18 [7]<br>(0:11.11) | 0:46.07 [7]<br>(0:11.01) | 0:35.06 [7]<br>(0:11.28) | 0:23.78 [7]<br>(0:11.43) | 0:12.35 [6]<br>(0:12.35) |  |  |  |  |  |  |  |  |
| Average Speed [km/h]   | 51.3                     | 65.0                     | 65.5                     | 63.9                     | 62.9                     | 58.3                     |  |  |  |  |  |  |  |  |
| Top Speed [km/h]       | 67.5                     | 67.5                     | 67.3                     | 64.8                     | 64.1                     | 61.9                     |  |  |  |  |  |  |  |  |
| Avg. Dist. to Rail [m] | 3.4                      | 1.4                      | 0.9                      | 0.7                      | 3.1                      | 5.2                      |  |  |  |  |  |  |  |  |
| Avg. Stride Freq. [Hz] | 2.2                      | 2.4                      | 2.4                      | 2.4                      | 2.4                      | 2.3                      |  |  |  |  |  |  |  |  |
| Avg. Stride Length [m] | 6.5                      | 7.5                      | 7.6                      | 7.4                      | 7.3                      | 6.9                      |  |  |  |  |  |  |  |  |





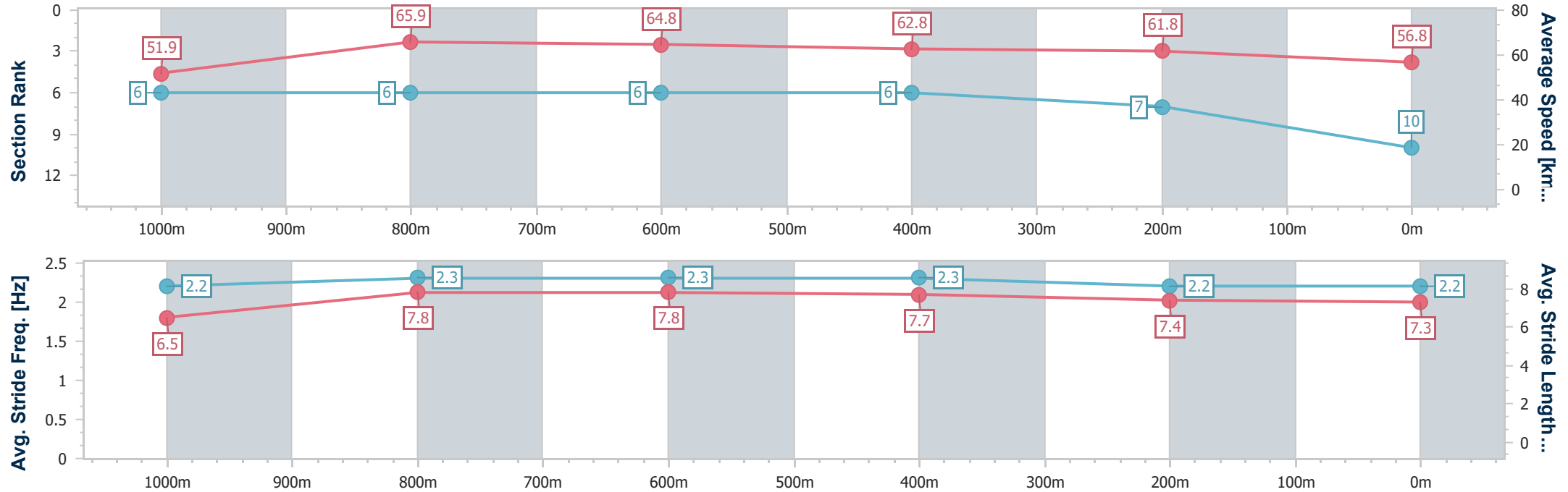
|                                |                 |
|--------------------------------|-----------------|
| Horse/Jockey Name              | Kingston's Here |
| Final Rank                     | 10              |
| Fastest Section Time (Section) | 0:10.91 (1000m) |
| Top Speed [km/h] (Section)     | 67.0 (1000m)    |
| Race State                     | Finished        |



Aquis Park Gold CoastProfessional  
Race 6: KITCHEN CABINET SPECIALIST OPEN Handicap -  
1200m  
07 June 2025 - 16:09  
Track Rating: Soft 5, Weather: Fine, Rail Position: +5m 1000m-  
W/Post, +4m



| Section                | Overall                   | 1000m                    | 800m                     | 600m                     | 400m                     | 200m                     |  |  |  |  |  |  |  |  |
|------------------------|---------------------------|--------------------------|--------------------------|--------------------------|--------------------------|--------------------------|--|--|--|--|--|--|--|--|
| Section Times          | 1:11.53 [10]<br>(0:13.88) | 0:57.65 [6]<br>(0:10.91) | 0:46.74 [6]<br>(0:11.10) | 0:35.64 [6]<br>(0:11.31) | 0:24.33 [6]<br>(0:11.67) | 0:12.66 [7]<br>(0:12.66) |  |  |  |  |  |  |  |  |
| Average Speed [km/h]   | 51.9                      | 65.9                     | 64.8                     | 62.8                     | 61.8                     | 56.8                     |  |  |  |  |  |  |  |  |
| Top Speed [km/h]       | 66.7                      | 67.0                     | 65.8                     | 63.3                     | 62.4                     | 60.0                     |  |  |  |  |  |  |  |  |
| Avg. Dist. to Rail [m] | 1.0                       | 0.7                      | 0.6                      | 2.5                      | 1.7                      | 4.2                      |  |  |  |  |  |  |  |  |
| Avg. Stride Freq. [Hz] | 2.2                       | 2.3                      | 2.3                      | 2.3                      | 2.2                      | 2.2                      |  |  |  |  |  |  |  |  |
| Avg. Stride Length [m] | 6.5                       | 7.8                      | 7.8                      | 7.7                      | 7.4                      | 7.3                      |  |  |  |  |  |  |  |  |





|                                |                |
|--------------------------------|----------------|
| Horse/Jockey Name              | Wild Chap      |
| Final Rank                     | 11             |
| Fastest Section Time (Section) | 0:11.08 (600m) |
| Top Speed [km/h] (Section)     | 66.4 (600m)    |
| Race State                     | Finished       |



Aquis Park Gold CoastProfessional

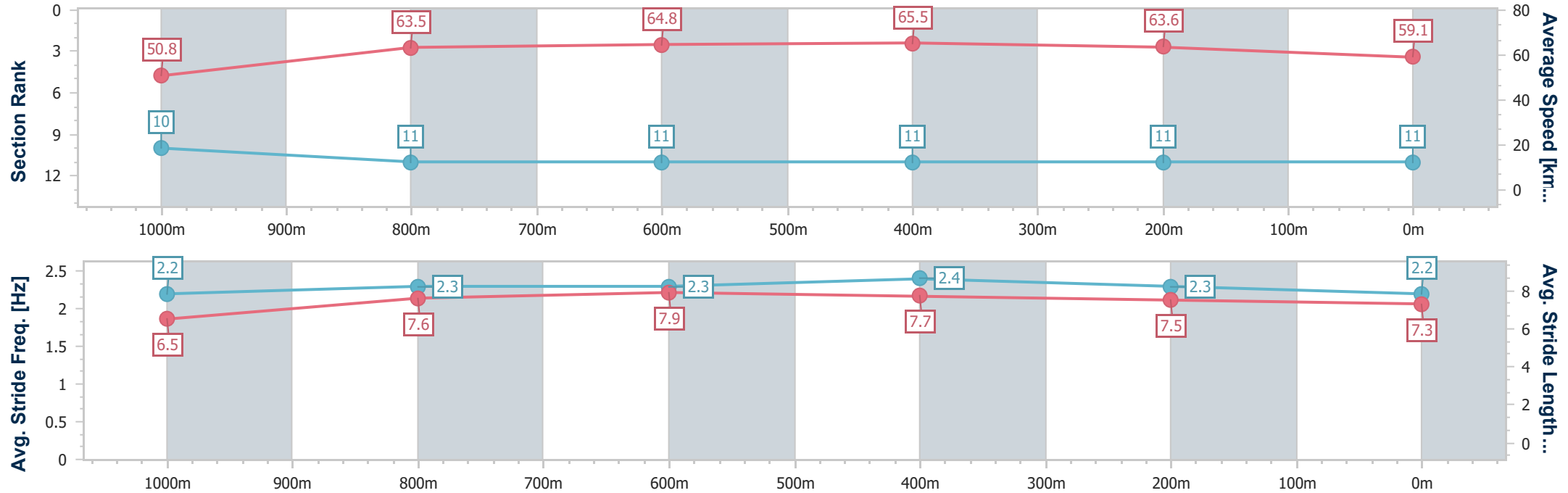
Race 6: KITCHEN CABINET SPECIALIST OPEN Handicap - 1200m

07 June 2025 - 16:09

Track Rating: Soft 5, Weather: Fine, Rail Position: +5m 1000m-W/Post, +4m



| Section                | Overall                   | 1000m                     | 800m                      | 600m                      | 400m                      | 200m                      |  |  |  |  |  |  |  |
|------------------------|---------------------------|---------------------------|---------------------------|---------------------------|---------------------------|---------------------------|--|--|--|--|--|--|--|
| Section Times          | 1:11.54 [11]<br>(0:14.22) | 0:57.32 [10]<br>(0:11.50) | 0:45.82 [11]<br>(0:11.18) | 0:34.64 [11]<br>(0:11.08) | 0:23.56 [11]<br>(0:11.42) | 0:12.14 [11]<br>(0:12.14) |  |  |  |  |  |  |  |
| Average Speed [km/h]   | 50.8                      | 63.5                      | 64.8                      | 65.5                      | 63.6                      | 59.1                      |  |  |  |  |  |  |  |
| Top Speed [km/h]       | 64.4                      | 64.9                      | 66.2                      | 66.4                      | 64.0                      | 61.8                      |  |  |  |  |  |  |  |
| Avg. Dist. to Rail [m] | 9.0                       | 3.6                       | 1.9                       | 1.7                       | 6.6                       | 6.9                       |  |  |  |  |  |  |  |
| Avg. Stride Freq. [Hz] | 2.2                       | 2.3                       | 2.3                       | 2.4                       | 2.3                       | 2.2                       |  |  |  |  |  |  |  |
| Avg. Stride Length [m] | 6.5                       | 7.6                       | 7.9                       | 7.7                       | 7.5                       | 7.3                       |  |  |  |  |  |  |  |



- [ ] Ranking at each section and finish
- .-.- No data available at this section
- NA No data available



**Aquis Park Gold Coast Professional**  
**Race 7: CORDNER SUPER ADVISORY BENCHMARK 70 Handicap - 1400m**  
**07 June 2025 - 16:43**



Track Rating: Soft 5, Weather: Fine, Rail Position: +5m 1000m-W/Post, +4m

| Section     |     |                  |         |                     |                    | Overall              | 1200m                | 1000m                | 800m                 | 600m                 | 400m                 | Last 600m |                           |
|-------------|-----|------------------|---------|---------------------|--------------------|----------------------|----------------------|----------------------|----------------------|----------------------|----------------------|-----------|---------------------------|
| Field Times |     |                  |         |                     |                    | 1:23.88<br>(0:13.56) | 1:10.32<br>(0:10.79) | 0:59.53<br>(0:11.85) | 0:47.68<br>(0:11.87) | 0:35.81<br>(0:11.55) | 0:24.26<br>(0:11.82) | 0:35.81   |                           |
| Rank        | TAB | Horse/Jockey     | Barrier | Top Speed<br>[km/h] | Fastest<br>Section |                      |                      |                      |                      |                      |                      |           | Distance<br>Travelled [m] |
| 1           | 4   | TWYFORD          | 1       | 66.5                | 0:11.00            | 1:23.88 [1]          | 1:10.19 [4]          | 0:59.19 [3]          | 0:47.44 [3]          | 0:35.63 [4]          | 0:24.02 [3]          | 0:35.63   |                           |
|             |     | Adin Thompson    |         | 1200m               | 1200m              | (0:13.69)            | (0:11.00)            | (0:11.75)            | (0:11.81)            | (0:11.61)            | (0:11.84)            |           |                           |
| 2           | 11  | BOWRIDER         | 7       | 65.8                | 0:11.12            | 1:23.91 [2]          | 1:09.82 [8]          | 0:58.70 [9]          | 0:46.91 [10]         | 0:35.12 [10]         | 0:23.54 [9]          | 0:35.12   | +3                        |
|             |     | Dylan Turner     |         | 1200m               | 1200m              | (0:14.09)            | (0:11.12)            | (0:11.79)            | (0:11.79)            | (0:11.58)            | (0:11.60)            |           |                           |
| 3           | 8   | PASIMA           | 9       | 69.2                | 0:10.85            | 1:23.94 [3]          | 1:10.30 [2]          | 0:59.45 [2]          | 0:47.61 [2]          | 0:35.78 [2]          | 0:24.28 [2]          | 0:35.78   | +1                        |
|             |     | Emily Lang       |         | 1200m               | 1200m              | (0:13.64)            | (0:10.85)            | (0:11.84)            | (0:11.83)            | (0:11.50)            | (0:11.78)            |           |                           |
| 4           | 6   | AWAYGOESTHEBUNNY | 13      | 65.9                | 0:11.06            | 1:24.17 [4]          | 1:09.71 [12]         | 0:58.65 [11]         | 0:47.12 [11]         | 0:35.36 [11]         | 0:23.69 [11]         | 0:35.36   | +11                       |
|             |     | Cobi Vitler      |         | 1200m               | 1200m              | (0:14.46)            | (0:11.06)            | (0:11.53)            | (0:11.76)            | (0:11.67)            | (0:11.59)            |           |                           |
| 5           | 14  | ROCKETEER GIRL   | 4       | 68.8                | 0:10.79            | 1:24.20 [5]          | 1:10.64 [1]          | 0:59.85 [1]          | 0:48.00 [1]          | 0:36.13 [1]          | 0:24.58 [1]          | 0:36.13   | -1                        |
|             |     | Tahlia Fenlon    |         | 1200m               | 1200m              | (0:13.56)            | (0:10.79)            | (0:11.85)            | (0:11.87)            | (0:11.55)            | (0:11.92)            |           |                           |
| 6           | 12  | FLYING BIRDS     | 2       | 66.3                | 0:11.14            | 1:24.23 [6]          | 1:10.37 [5]          | 0:59.23 [6]          | 0:47.42 [9]          | 0:35.70 [9]          | 0:24.05 [7]          | 0:35.70   | +0                        |
|             |     | Luke Dempsey     |         | 1200m               | 1200m              | (0:13.86)            | (0:11.14)            | (0:11.81)            | (0:11.72)            | (0:11.65)            | (0:11.75)            |           |                           |
| 7           | 9   | SHERRIFF CODY    | 14      | 67.3                | 0:10.91            | 1:24.41 [7]          | 1:10.12 [10]         | 0:59.21 [8]          | 0:47.74 [6]          | 0:36.16 [3]          | 0:24.45 [4]          | 0:36.16   | +9                        |
|             |     | Danny Peisley    |         | 1200m               | 1200m              | (0:14.29)            | (0:10.91)            | (0:11.47)            | (0:11.58)            | (0:11.71)            | (0:11.98)            |           |                           |
| 8           | 16  | STARZAM          | 11      | 65.6                | 0:11.09            | 1:24.52 [8]          | 1:10.34 [9]          | 0:59.25 [10]         | 0:47.77 [7]          | 0:36.10 [6]          | 0:24.38 [6]          | 0:36.10   | +9                        |
|             |     | Jaden Lloyd      |         | 1200m               | 1200m              | (0:14.18)            | (0:11.09)            | (0:11.48)            | (0:11.67)            | (0:11.72)            | (0:11.76)            |           |                           |
| 9           | 15  | TAKUNAI          | 10      | 68.0                | 0:11.02            | 1:24.58 [9]          | 1:10.72 [6]          | 0:59.70 [5]          | 0:48.00 [5]          | 0:36.16 [7]          | 0:24.29 [8]          | 0:36.16   | +7                        |
|             |     | Rikki Jamieson   |         | Overall             | 1200m              | (0:13.86)            | (0:11.02)            | (0:11.70)            | (0:11.84)            | (0:11.87)            | (0:11.83)            |           |                           |
| 10          | 2   | SILVER WARRIOR   | 12      | 65.7                | 0:11.15            | 1:24.79 [10]         | 1:10.27 [13]         | 0:59.12 [13]         | 0:47.50 [13]         | 0:35.69 [13]         | 0:24.02 [14]         | 0:35.69   | +7                        |
|             |     | Corey Sutherland |         | 1200m               | 1200m              | (0:14.52)            | (0:11.15)            | (0:11.62)            | (0:11.81)            | (0:11.67)            | (0:11.68)            |           |                           |

Scratched: Fistsoffury (#1), Cold One (#3), Lord Vader (#21), Avoid The Misstres (#20), Fighting Idol (#7), Kareem (#13), Pretty Rho (#19)



**Aquis Park Gold Coast Professional**  
**Race 7: CORDNER SUPER ADVISORY BENCHMARK 70 Handicap - 1400m**

**07 June 2025 - 16:43**



**Track Rating: Soft 5, Weather: Fine, Rail Position: +5m 1000m-W/Post, +4m**

| Section     |     |                 |         |                     |                    | Overall              | 1200m                | 1000m                | 800m                 | 600m                 | 400m                 | Last 600m |                           |
|-------------|-----|-----------------|---------|---------------------|--------------------|----------------------|----------------------|----------------------|----------------------|----------------------|----------------------|-----------|---------------------------|
| Field Times |     |                 |         |                     |                    | 1:23.88<br>(0:13.56) | 1:10.32<br>(0:10.79) | 0:59.53<br>(0:11.85) | 0:47.68<br>(0:11.87) | 0:35.81<br>(0:11.55) | 0:24.26<br>(0:11.82) | 0:35.81   |                           |
| Rank        | TAB | Horse/Jockey    | Barrier | Top Speed<br>[km/h] | Fastest<br>Section |                      |                      |                      |                      |                      |                      |           | Distance<br>Travelled [m] |
| 11          | 18  | MISS SHU        | 3       | 66.5                | 0:11.03            | 1:24.90 [11]         | 1:11.24 [3]          | 1:00.21 [4]          | 0:48.42 [4]          | 0:36.64 [5]          | 0:24.90 [5]          | 0:36.64   | +5                        |
|             |     | Ron Stewart     |         | 1200m               | 1200m              | (0:13.66)            | (0:11.03)            | (0:11.79)            | (0:11.78)            | (0:11.74)            | (0:12.07)            |           |                           |
| 12          | 10  | THE CULLINAN    | 5       | 65.9                | 0:11.32            | 1:24.97 [12]         | 1:10.30 [14]         | 0:58.98 [14]         | 0:47.50 [14]         | 0:35.66 [14]         | 0:24.25 [12]         | 0:35.66   | +0                        |
|             |     | Luke Tarrant    |         | Overall             | 1200m              | (0:14.67)            | (0:11.32)            | (0:11.48)            | (0:11.84)            | (0:11.41)            | (0:11.77)            |           |                           |
| 13          | 17  | HALF CROWN      | 8       | 66.2                | 0:11.10            | 1:25.64 [13]         | 1:11.63 [7]          | 1:00.53 [7]          | 0:48.86 [8]          | 0:37.11 [8]          | 0:25.26 [10]         | 0:37.11   | +14                       |
|             |     | Micheal Hellyer |         | 1200m               | 1200m              | (0:14.01)            | (0:11.10)            | (0:11.67)            | (0:11.75)            | (0:11.85)            | (0:12.10)            |           |                           |
| 14          | 5   | MR FRENCH       | 6       | 66.0                | 0:11.11            | 1:25.86 [14]         | 1:11.43 [11]         | 1:00.32 [12]         | 0:48.72 [12]         | 0:36.92 [12]         | 0:25.11 [13]         | 0:36.92   | +2                        |
|             |     | Noriyuki Masuda |         | 1200m               | 1200m              | (0:14.43)            | (0:11.11)            | (0:11.60)            | (0:11.80)            | (0:11.81)            | (0:12.17)            |           |                           |

Scratched: Fistsoffury (#1), Cold One (#3), Lord Vader (#21), Avoid The Misstres (#20), Fighting Idol (#7), Kareem (#13), Pretty Rho (#19)



**Aquis Park Gold Coast Professional**  
**Race 7: CORDNER SUPER ADVISORY BENCHMARK 70 Handicap - 1400m**  
**07 June 2025 - 16:43**



Track Rating: Soft 5, Weather: Fine, Rail Position: +5m 1000m-W/Post, +4m

| Section     |     | 200m                 |         |                     |                    |              | Last 600m |                           |     |
|-------------|-----|----------------------|---------|---------------------|--------------------|--------------|-----------|---------------------------|-----|
| Field Times |     | 0:12.44<br>(0:12.44) |         |                     |                    |              | 0:35.81   |                           |     |
| Rank        | TAB | Horse/Jockey         | Barrier | Top Speed<br>[km/h] | Fastest<br>Section | Margin       |           | Distance<br>Travelled [m] |     |
| 1           | 4   | TWYFORD              | 1       | 66.5                | 0:11.00            | 0:12.18 [3]  | 1:23.88   | 0:35.63                   |     |
|             |     | Adin Thompson        |         | 1200m               | 1200m              | (0:12.18)    |           |                           |     |
| 2           | 11  | BOWRIDER             | 7       | 65.8                | 0:11.12            | 0:11.94 [7]  | 0.2L      | 0:35.12                   | +3  |
|             |     | Dylan Turner         |         | 1200m               | 1200m              | (0:11.94)    |           |                           |     |
| 3           | 8   | PASIMA               | 9       | 69.2                | 0:10.85            | 0:12.50 [1]  | 0.4L      | 0:35.78                   | +1  |
|             |     | Emily Lang           |         | 1200m               | 1200m              | (0:12.50)    |           |                           |     |
| 4           | 6   | AWAYGOESTHEBUNNY     | 13      | 65.9                | 0:11.06            | 0:12.10 [9]  | 1.7L      | 0:35.36                   | +11 |
|             |     | Cobi Vitler          |         | 1200m               | 1200m              | (0:12.10)    |           |                           |     |
| 5           | 14  | ROCKETEER GIRL       | 4       | 68.8                | 0:10.79            | 0:12.66 [2]  | 1.8L      | 0:36.13                   | -1  |
|             |     | Tahlia Fenlon        |         | 1200m               | 1200m              | (0:12.66)    |           |                           |     |
| 6           | 12  | FLYING BIRDS         | 2       | 66.3                | 0:11.14            | 0:12.30 [5]  | 2L        | 0:35.70                   | +0  |
|             |     | Luke Dempsey         |         | 1200m               | 1200m              | (0:12.30)    |           |                           |     |
| 7           | 9   | SHERRIFF CODY        | 14      | 67.3                | 0:10.91            | 0:12.47 [6]  | 3L        | 0:36.16                   | +9  |
|             |     | Danny Peisley        |         | 1200m               | 1200m              | (0:12.47)    |           |                           |     |
| 8           | 16  | STARZAM              | 11      | 65.6                | 0:11.09            | 0:12.62 [4]  | 3.5L      | 0:36.10                   | +9  |
|             |     | Jaden Lloyd          |         | 1200m               | 1200m              | (0:12.62)    |           |                           |     |
| 9           | 15  | TAKUNAI              | 10      | 68.0                | 0:11.02            | 0:12.46 [10] | 3.8L      | 0:36.16                   | +7  |
|             |     | Rikki Jamieson       |         | Overall             | 1200m              | (0:12.46)    |           |                           |     |
| 10          | 2   | SILVER WARRIOR       | 12      | 65.7                | 0:11.15            | 0:12.34 [11] | 4.8L      | 0:35.69                   | +7  |
|             |     | Corey Sutherland     |         | 1200m               | 1200m              | (0:12.34)    |           |                           |     |

Scratched: Fistsoffury (#1), Cold One (#3), Lord Vader (#21), Avoid The Misstres (#20), Fighting Idol (#7), Kareem (#13), Pretty Rho (#19)

Report Created: Sat 7 June 2025 17:53 GMT+10 (Note: Timing is based on position data)

Page 3/4

[ ] Ranking at each section and finish  
-:-:- No data available at this section  
NA No data available  
SCN Saddle cloth number  
DNF Did not finish  
DNT Did not track

data processed by  **TRIPLESDATA**



**Aquis Park Gold Coast Professional**  
**Race 7: CORDNER SUPER ADVISORY BENCHMARK 70 Handicap - 1400m**

**07 June 2025 - 16:43**



**Track Rating: Soft 5, Weather: Fine, Rail Position: +5m 1000m-W/Post, +4m**

| Section     |     |                 |         |                     |                    | 200m                 |       | Last 600m                 |     |
|-------------|-----|-----------------|---------|---------------------|--------------------|----------------------|-------|---------------------------|-----|
| Field Times |     |                 |         |                     |                    | 0:12.44<br>(0:12.44) |       | 0:35.81                   |     |
| Rank        | TAB | Horse/Jockey    | Barrier | Top Speed<br>[km/h] | Fastest<br>Section | Margin               |       | Distance<br>Travelled [m] |     |
| 11          | 18  | MISS SHU        | 3       | 66.5                | 0:11.03            | 0:12.83 [8]          | 5.3L  | 0:36.64                   | +5  |
|             |     | Ron Stewart     |         | 1200m               | 1200m              | (0:12.83)            |       |                           |     |
| 12          | 10  | THE CULLINAN    | 5       | 65.9                | 0:11.32            | 0:12.48 [13]         | 5.6L  | 0:35.66                   | +0  |
|             |     | Luke Tarrant    |         | Overall             | 1200m              | (0:12.48)            |       |                           |     |
| 13          | 17  | HALF CROWN      | 8       | 66.2                | 0:11.10            | 0:13.16 [12]         | 9.4L  | 0:37.11                   | +14 |
|             |     | Micheal Hellyer |         | 1200m               | 1200m              | (0:13.16)            |       |                           |     |
| 14          | 5   | MR FRENCH       | 6       | 66.0                | 0:11.11            | 0:12.94 [14]         | 10.7L | 0:36.92                   | +2  |
|             |     | Noriyuki Masuda |         | 1200m               | 1200m              | (0:12.94)            |       |                           |     |

Scratched: Fistsoffury (#1), Cold One (#3), Lord Vader (#21), Avoid The Misstres (#20), Fighting Idol (#7), Kareem (#13), Pretty Rho (#19)



# Aquis Park Gold Coast Professional

## Race 8: GCTC MEMBERS & MATES JUNE 21 Class 2 Handicap - 1200m

07 June 2025 - 17:21



Track Rating: Soft 5, Weather: Fine, Rail Position: +5m 1000m-W/Post, +4m

| Section |     | Field Times                          |         |                     |                    | Overall                   | 1000m                     | 800m                      | 600m                      | 400m                      | 200m                      | Last 600m          |                           |
|---------|-----|--------------------------------------|---------|---------------------|--------------------|---------------------------|---------------------------|---------------------------|---------------------------|---------------------------|---------------------------|--------------------|---------------------------|
|         |     |                                      |         |                     |                    | 1:10.87<br>(0:13.64)      | 0:57.23<br>(0:10.93)      | 0:46.30<br>(0:11.57)      | 0:34.73<br>(0:11.43)      | 0:23.30<br>(0:11.39)      | 0:11.91<br>(0:11.91)      | 0:34.73            |                           |
| Rank    | TAB | Horse/Jockey                         | Barrier | Top Speed<br>[km/h] | Fastest<br>Section |                           |                           |                           |                           |                           |                           | Margin             | Distance<br>Travelled [m] |
| 1       | 13  | ZOUTHUR<br>Cobi Vitler               | 1       | 66.8<br>1000m       | 0:10.93<br>1000m   | 1:10.87 [1]<br>(0:13.64)  | 0:57.23 [1]<br>(0:10.93)  | 0:46.30 [1]<br>(0:11.57)  | 0:34.73 [1]<br>(0:11.43)  | 0:23.30 [1]<br>(0:11.39)  | 0:11.91 [1]<br>(0:11.91)  | 1:10.87<br>0:34.73 |                           |
| 2       | 8   | JENCHICK BOOM<br>Emily Lang          | 7       | 67.5<br>Overall     | 0:11.13<br>1000m   | 1:10.88 [2]<br>(0:13.70)  | 0:57.18 [3]<br>(0:11.13)  | 0:46.05 [4]<br>(0:11.51)  | 0:34.54 [3]<br>(0:11.53)  | 0:23.01 [4]<br>(0:11.20)  | 0:11.81 [2]<br>(0:11.81)  | 0.1L<br>0:34.54    | +3                        |
| 3       | 1   | LIMERO<br>Jaden Lloyd                | 3       | 65.8<br>Overall     | 0:11.08<br>1000m   | 1:10.92 [3]<br>(0:13.71)  | 0:57.21 [4]<br>(0:11.08)  | 0:46.13 [3]<br>(0:11.57)  | 0:34.56 [4]<br>(0:11.46)  | 0:23.10 [3]<br>(0:11.33)  | 0:11.77 [4]<br>(0:11.77)  | 0.3L<br>0:34.56    | -1                        |
| 4       | 19  | MIDNIGHT DRIFTER<br>Siobhan Rutledge | 5       | 66.4<br>Overall     | 0:11.05<br>1000m   | 1:11.18 [4]<br>(0:14.16)  | 0:57.02 [7]<br>(0:11.05)  | 0:45.97 [7]<br>(0:11.57)  | 0:34.40 [7]<br>(0:11.47)  | 0:22.93 [7]<br>(0:11.19)  | 0:11.74 [6]<br>(0:11.74)  | 1.8L<br>0:34.40    | +0                        |
| 5       | 10  | SPIRIT OF MAC<br>Adin Thompson       | 6       | 67.7<br>1000m       | 0:10.96<br>1000m   | 1:11.36 [5]<br>(0:13.69)  | 0:57.67 [2]<br>(0:10.96)  | 0:46.71 [2]<br>(0:11.58)  | 0:35.13 [2]<br>(0:11.44)  | 0:23.69 [2]<br>(0:11.43)  | 0:12.26 [3]<br>(0:12.26)  | 2.8L<br>0:35.13    | +2                        |
| 6       | 5   | SUJEED<br>Madeleine Wishart          | 9       | 67.2<br>800m        | 0:10.96<br>1000m   | 1:11.41 [6]<br>(0:14.53)  | 0:56.88 [8]<br>(0:10.96)  | 0:45.92 [8]<br>(0:11.34)  | 0:34.58 [8]<br>(0:11.45)  | 0:23.13 [8]<br>(0:11.28)  | 0:11.85 [7]<br>(0:11.85)  | 3L<br>0:34.58      | +3                        |
| 7       | 6   | TURBULENT<br>Dale Smith              | 2       | 66.9<br>Overall     | 0:11.12<br>1000m   | 1:11.63 [7]<br>(0:13.90)  | 0:57.73 [5]<br>(0:11.12)  | 0:46.61 [5]<br>(0:11.50)  | 0:35.11 [5]<br>(0:11.47)  | 0:23.64 [5]<br>(0:11.39)  | 0:12.25 [5]<br>(0:12.25)  | 4.3L<br>0:35.11    | -1                        |
| 8       | 7   | FIVE RINGS<br>Luke Tarrant           | 4       | 65.2<br>1000m       | 0:11.11<br>1000m   | 1:11.96 [8]<br>(0:14.53)  | 0:57.43 [9]<br>(0:11.11)  | 0:46.32 [10]<br>(0:11.49) | 0:34.83 [10]<br>(0:11.47) | 0:23.36 [9]<br>(0:11.40)  | 0:11.96 [9]<br>(0:11.96)  | 6.1L<br>0:34.83    | -2                        |
| 9       | 12  | GROOVY DAY<br>Anthony Allen          | 8       | 66.8<br>1000m       | 0:11.04<br>1000m   | 1:12.15 [9]<br>(0:13.99)  | 0:58.16 [6]<br>(0:11.04)  | 0:47.12 [6]<br>(0:11.55)  | 0:35.57 [6]<br>(0:11.53)  | 0:24.04 [6]<br>(0:11.64)  | 0:12.40 [8]<br>(0:12.40)  | 7.1L<br>0:35.57    | +2                        |
| 10      | 16  | BOOMROUX<br>Tahlia Fenlon            | 10      | 68.2<br>1000m       | 0:11.00<br>1000m   | 1:14.13 [10]<br>(0:14.55) | 0:59.58 [10]<br>(0:11.00) | 0:48.58 [9]<br>(0:11.33)  | 0:37.25 [9]<br>(0:11.85)  | 0:25.40 [10]<br>(0:12.13) | 0:13.27 [10]<br>(0:13.27) | 18.6L<br>0:37.25   | +6                        |

Scratched: Powerful Eagle (#4), Rylov (#18), Crown Guinea (#15), Private Tender (#20), Carravilla (#11), Heavenly Impact (#2), Alpha Bravo (#3), Neil (#9), Got Gumption (#14), Rubydoo (#17)

Report Created: Sat 7 June 2025 17:41 GMT+10 (Note: Timing is based on position data)

Page 1/11

[ ] Ranking at each section and finish  
-:-:- No data available at this section  
NA No data available

SCN Saddle cloth number  
DNF Did not finish  
DNT Did not track

data processed by TRIPLESDATA





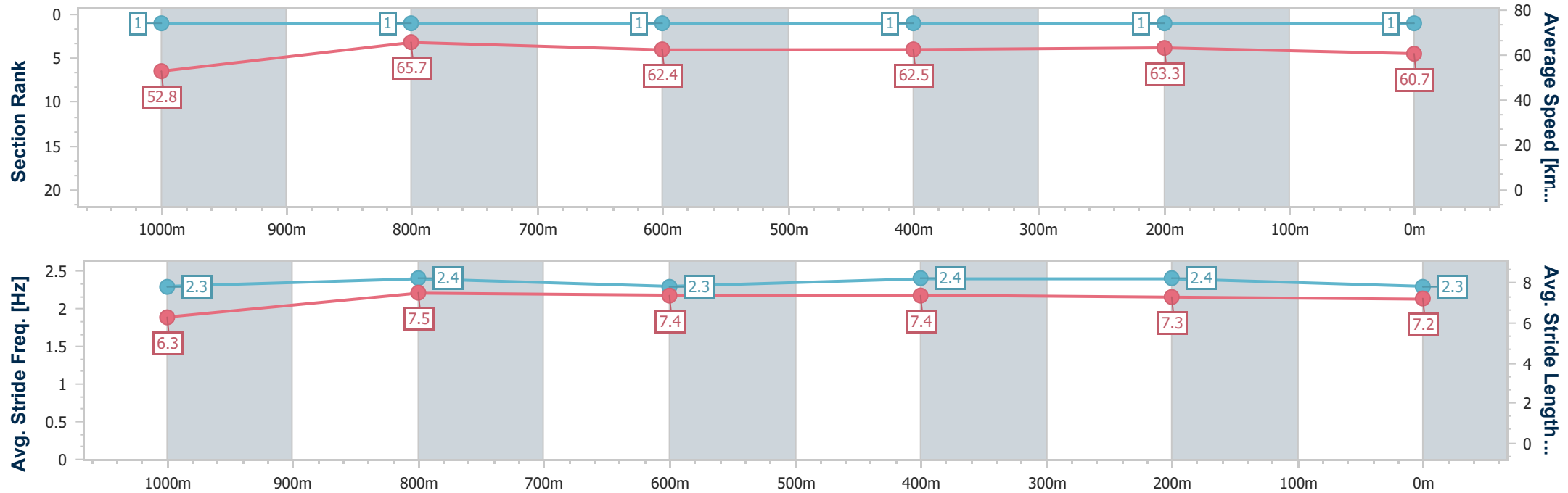
|                                |                 |
|--------------------------------|-----------------|
| Horse/Jockey Name              | Zouthur         |
| Final Rank                     | 1               |
| Fastest Section Time (Section) | 0:10.93 (1000m) |
| Top Speed [km/h] (Section)     | 66.8 (1000m)    |
| Race State                     | Finished        |



Aquis Park Gold CoastProfessional  
Race 8: GCTC MEMBERS & MATES JUNE 21 Class 2 Handicap - 1200m  
07 June 2025 - 17:21  
Track Rating: Soft 5, Weather: Fine, Rail Position: +5m 1000m-  
W/Post, +4m



| Section                | Overall                  | 1000m                    | 800m                     | 600m                     | 400m                     | 200m                     |  |  |  |  |  |  |  |  |
|------------------------|--------------------------|--------------------------|--------------------------|--------------------------|--------------------------|--------------------------|--|--|--|--|--|--|--|--|
| Section Times          | 1:10.87 [1]<br>(0:13.64) | 0:57.23 [1]<br>(0:10.93) | 0:46.30 [1]<br>(0:11.57) | 0:34.73 [1]<br>(0:11.43) | 0:23.30 [1]<br>(0:11.39) | 0:11.91 [1]<br>(0:11.91) |  |  |  |  |  |  |  |  |
| Average Speed [km/h]   | 52.8                     | 65.7                     | 62.4                     | 62.5                     | 63.3                     | 60.7                     |  |  |  |  |  |  |  |  |
| Top Speed [km/h]       | 66.6                     | 66.8                     | 64.0                     | 63.9                     | 64.4                     | 62.6                     |  |  |  |  |  |  |  |  |
| Avg. Dist. to Rail [m] | 0.9                      | 0.7                      | 0.5                      | 0.9                      | 0.5                      | 0.5                      |  |  |  |  |  |  |  |  |
| Avg. Stride Freq. [Hz] | 2.3                      | 2.4                      | 2.3                      | 2.4                      | 2.4                      | 2.3                      |  |  |  |  |  |  |  |  |
| Avg. Stride Length [m] | 6.3                      | 7.5                      | 7.4                      | 7.4                      | 7.3                      | 7.2                      |  |  |  |  |  |  |  |  |





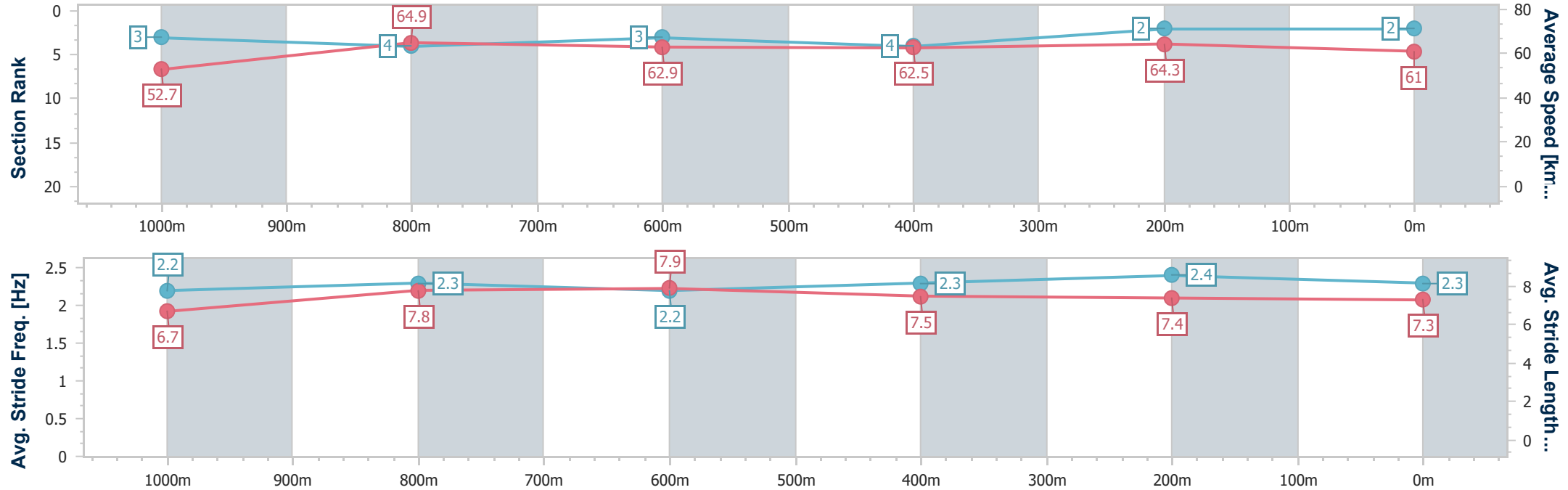
|                                |                 |
|--------------------------------|-----------------|
| Horse/Jockey Name              | Jenchick Boom   |
| Final Rank                     | 2               |
| Fastest Section Time (Section) | 0:11.13 (1000m) |
| Top Speed [km/h] (Section)     | 67.5 (Overall)  |
| Race State                     | Finished        |



Aquis Park Gold CoastProfessional  
Race 8: GCTC MEMBERS & MATES JUNE 21 Class 2 Handicap  
- 1200m  
07 June 2025 - 17:21  
Track Rating: Soft 5, Weather: Fine, Rail Position: +5m 1000m-  
W/Post, +4m



| Section                | Overall                  | 1000m                    | 800m                     | 600m                     | 400m                     | 200m                     |  |  |  |  |  |  |  |  |
|------------------------|--------------------------|--------------------------|--------------------------|--------------------------|--------------------------|--------------------------|--|--|--|--|--|--|--|--|
| Section Times          | 1:10.88 [2]<br>(0:13.70) | 0:57.18 [3]<br>(0:11.13) | 0:46.05 [4]<br>(0:11.51) | 0:34.54 [3]<br>(0:11.53) | 0:23.01 [4]<br>(0:11.20) | 0:11.81 [2]<br>(0:11.81) |  |  |  |  |  |  |  |  |
| Average Speed [km/h]   | 52.7                     | 64.9                     | 62.9                     | 62.5                     | 64.3                     | 61.0                     |  |  |  |  |  |  |  |  |
| Top Speed [km/h]       | 67.5                     | 67.4                     | 63.7                     | 64.3                     | 65.8                     | 63.2                     |  |  |  |  |  |  |  |  |
| Avg. Dist. to Rail [m] | 4.5                      | 1.7                      | 0.5                      | 0.5                      | 2.5                      | 2.9                      |  |  |  |  |  |  |  |  |
| Avg. Stride Freq. [Hz] | 2.2                      | 2.3                      | 2.2                      | 2.3                      | 2.4                      | 2.3                      |  |  |  |  |  |  |  |  |
| Avg. Stride Length [m] | 6.7                      | 7.8                      | 7.9                      | 7.5                      | 7.4                      | 7.3                      |  |  |  |  |  |  |  |  |





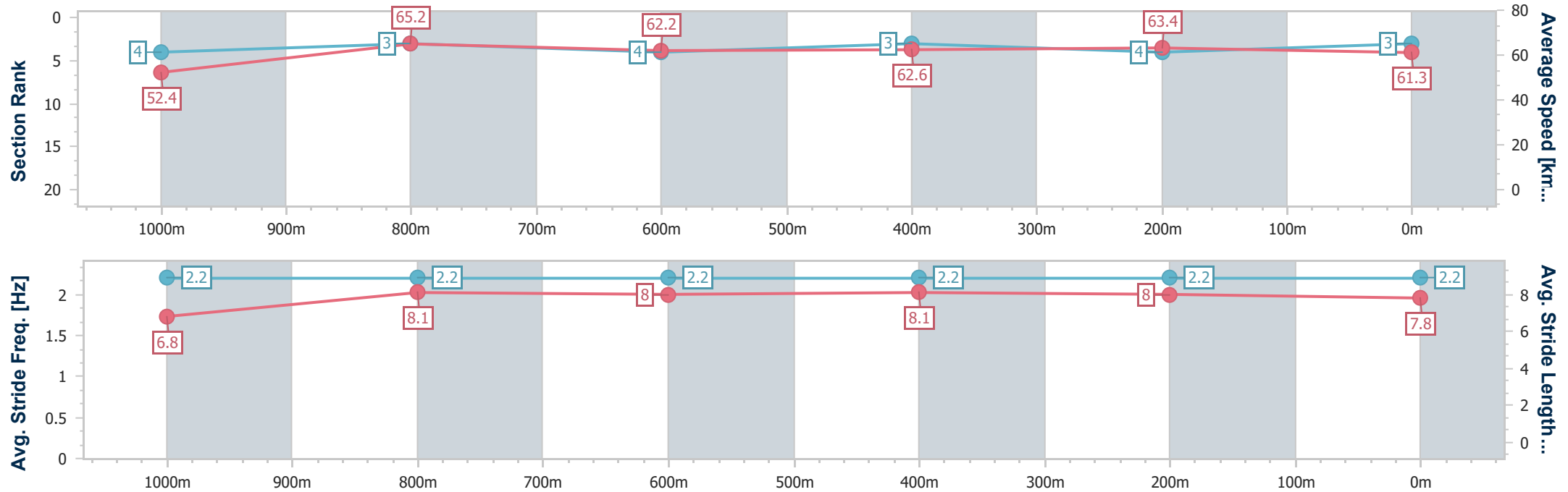
|                                |                 |
|--------------------------------|-----------------|
| Horse/Jockey Name              | Limero          |
| Final Rank                     | 3               |
| Fastest Section Time (Section) | 0:11.08 (1000m) |
| Top Speed [km/h] (Section)     | 65.8 (Overall)  |
| Race State                     | Finished        |



Aquis Park Gold CoastProfessional  
Race 8: GCTC MEMBERS & MATES JUNE 21 Class 2 Handicap - 1200m  
07 June 2025 - 17:21  
Track Rating: Soft 5, Weather: Fine, Rail Position: +5m 1000m-  
W/Post, +4m



| Section                | Overall                  | 1000m                    | 800m                     | 600m                     | 400m                     | 200m                     |  |  |  |  |  |  |  |
|------------------------|--------------------------|--------------------------|--------------------------|--------------------------|--------------------------|--------------------------|--|--|--|--|--|--|--|
| Section Times          | 1:10.92 [3]<br>(0:13.71) | 0:57.21 [4]<br>(0:11.08) | 0:46.13 [3]<br>(0:11.57) | 0:34.56 [4]<br>(0:11.46) | 0:23.10 [3]<br>(0:11.33) | 0:11.77 [4]<br>(0:11.77) |  |  |  |  |  |  |  |
| Average Speed [km/h]   | 52.4                     | 65.2                     | 62.2                     | 62.6                     | 63.4                     | 61.3                     |  |  |  |  |  |  |  |
| Top Speed [km/h]       | 65.8                     | 65.8                     | 63.9                     | 63.7                     | 64.2                     | 62.7                     |  |  |  |  |  |  |  |
| Avg. Dist. to Rail [m] | 1.9                      | 0.5                      | 0.6                      | 1.1                      | 0.5                      | 0.4                      |  |  |  |  |  |  |  |
| Avg. Stride Freq. [Hz] | 2.2                      | 2.2                      | 2.2                      | 2.2                      | 2.2                      | 2.2                      |  |  |  |  |  |  |  |
| Avg. Stride Length [m] | 6.8                      | 8.1                      | 8.0                      | 8.1                      | 8.0                      | 7.8                      |  |  |  |  |  |  |  |





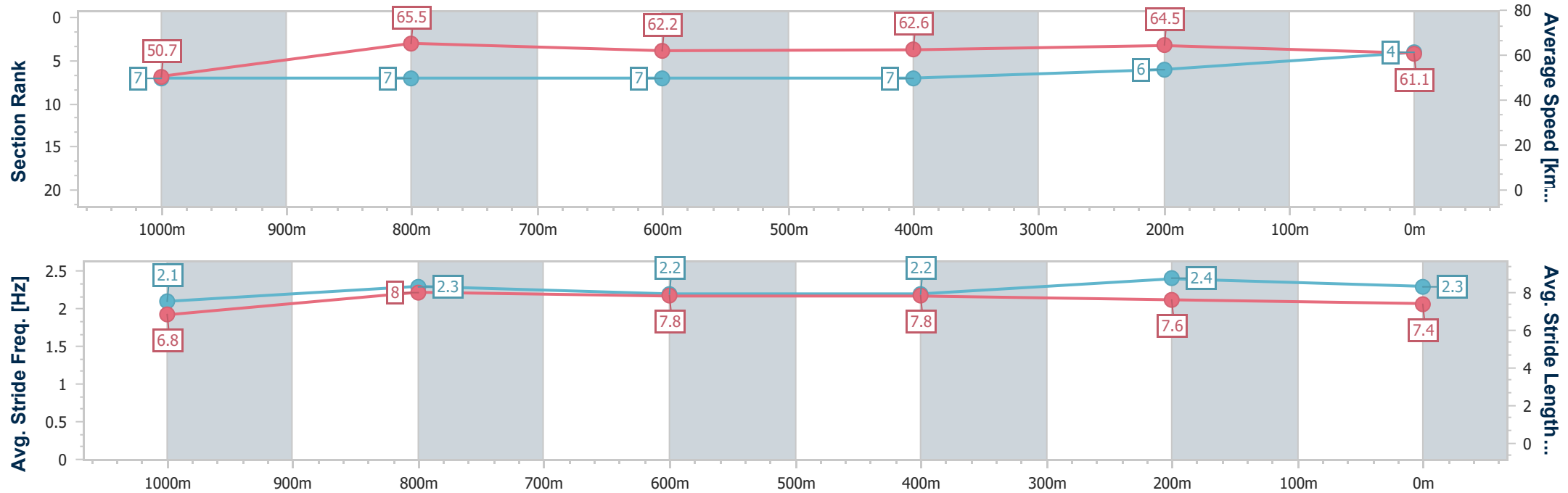
|                                |                  |
|--------------------------------|------------------|
| Horse/Jockey Name              | Midnight Drifter |
| Final Rank                     | 4                |
| Fastest Section Time (Section) | 0:11.05 (1000m)  |
| Top Speed [km/h] (Section)     | 66.4 (Overall)   |
| Race State                     | Finished         |



Aquis Park Gold CoastProfessional  
Race 8: GCTC MEMBERS & MATES JUNE 21 Class 2 Handicap  
- 1200m  
07 June 2025 - 17:21  
Track Rating: Soft 5, Weather: Fine, Rail Position: +5m 1000m-  
W/Post, +4m



| Section                | Overall                  | 1000m                    | 800m                     | 600m                     | 400m                     | 200m                     |  |  |  |  |  |  |  |  |
|------------------------|--------------------------|--------------------------|--------------------------|--------------------------|--------------------------|--------------------------|--|--|--|--|--|--|--|--|
| Section Times          | 1:11.18 [4]<br>(0:14.16) | 0:57.02 [7]<br>(0:11.05) | 0:45.97 [7]<br>(0:11.57) | 0:34.40 [7]<br>(0:11.47) | 0:22.93 [7]<br>(0:11.19) | 0:11.74 [6]<br>(0:11.74) |  |  |  |  |  |  |  |  |
| Average Speed [km/h]   | 50.7                     | 65.5                     | 62.2                     | 62.6                     | 64.5                     | 61.1                     |  |  |  |  |  |  |  |  |
| Top Speed [km/h]       | 66.4                     | 66.2                     | 64.5                     | 63.7                     | 65.3                     | 64.0                     |  |  |  |  |  |  |  |  |
| Avg. Dist. to Rail [m] | 2.6                      | 0.6                      | 0.6                      | 0.8                      | 0.7                      | 3.2                      |  |  |  |  |  |  |  |  |
| Avg. Stride Freq. [Hz] | 2.1                      | 2.3                      | 2.2                      | 2.2                      | 2.4                      | 2.3                      |  |  |  |  |  |  |  |  |
| Avg. Stride Length [m] | 6.8                      | 8.0                      | 7.8                      | 7.8                      | 7.6                      | 7.4                      |  |  |  |  |  |  |  |  |





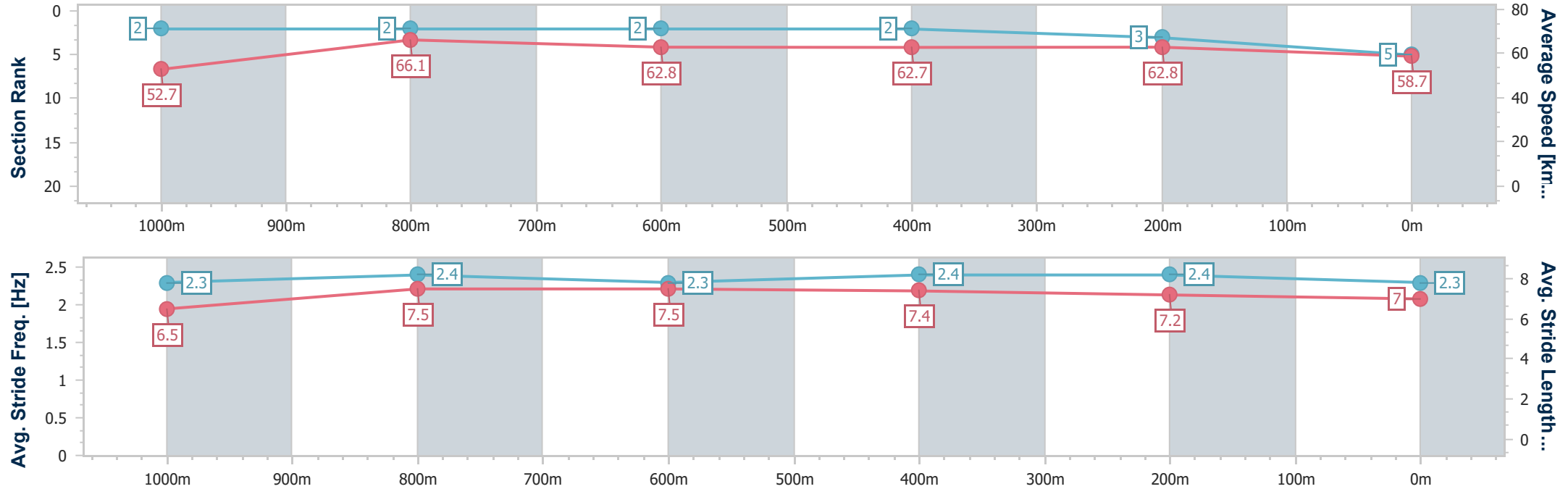
|                                |                 |
|--------------------------------|-----------------|
| Horse/Jockey Name              | Spirit Of Mac   |
| Final Rank                     | 5               |
| Fastest Section Time (Section) | 0:10.96 (1000m) |
| Top Speed [km/h] (Section)     | 67.7 (1000m)    |
| Race State                     | Finished        |



Aquis Park Gold CoastProfessional  
Race 8: GCTC MEMBERS & MATES JUNE 21 Class 2 Handicap - 1200m  
07 June 2025 - 17:21  
Track Rating: Soft 5, Weather: Fine, Rail Position: +5m 1000m-  
W/Post, +4m



| Section                | Overall                  | 1000m                    | 800m                     | 600m                     | 400m                     | 200m                     |  |  |  |  |  |  |  |  |
|------------------------|--------------------------|--------------------------|--------------------------|--------------------------|--------------------------|--------------------------|--|--|--|--|--|--|--|--|
| Section Times          | 1:11.36 [5]<br>(0:13.69) | 0:57.67 [2]<br>(0:10.96) | 0:46.71 [2]<br>(0:11.58) | 0:35.13 [2]<br>(0:11.44) | 0:23.69 [2]<br>(0:11.43) | 0:12.26 [3]<br>(0:12.26) |  |  |  |  |  |  |  |  |
| Average Speed [km/h]   | 52.7                     | 66.1                     | 62.8                     | 62.7                     | 62.8                     | 58.7                     |  |  |  |  |  |  |  |  |
| Top Speed [km/h]       | 66.2                     | 67.7                     | 63.7                     | 64.0                     | 63.8                     | 61.7                     |  |  |  |  |  |  |  |  |
| Avg. Dist. to Rail [m] | 3.8                      | 2.2                      | 1.7                      | 0.7                      | 0.3                      | 1.2                      |  |  |  |  |  |  |  |  |
| Avg. Stride Freq. [Hz] | 2.3                      | 2.4                      | 2.3                      | 2.4                      | 2.4                      | 2.3                      |  |  |  |  |  |  |  |  |
| Avg. Stride Length [m] | 6.5                      | 7.5                      | 7.5                      | 7.4                      | 7.2                      | 7.0                      |  |  |  |  |  |  |  |  |





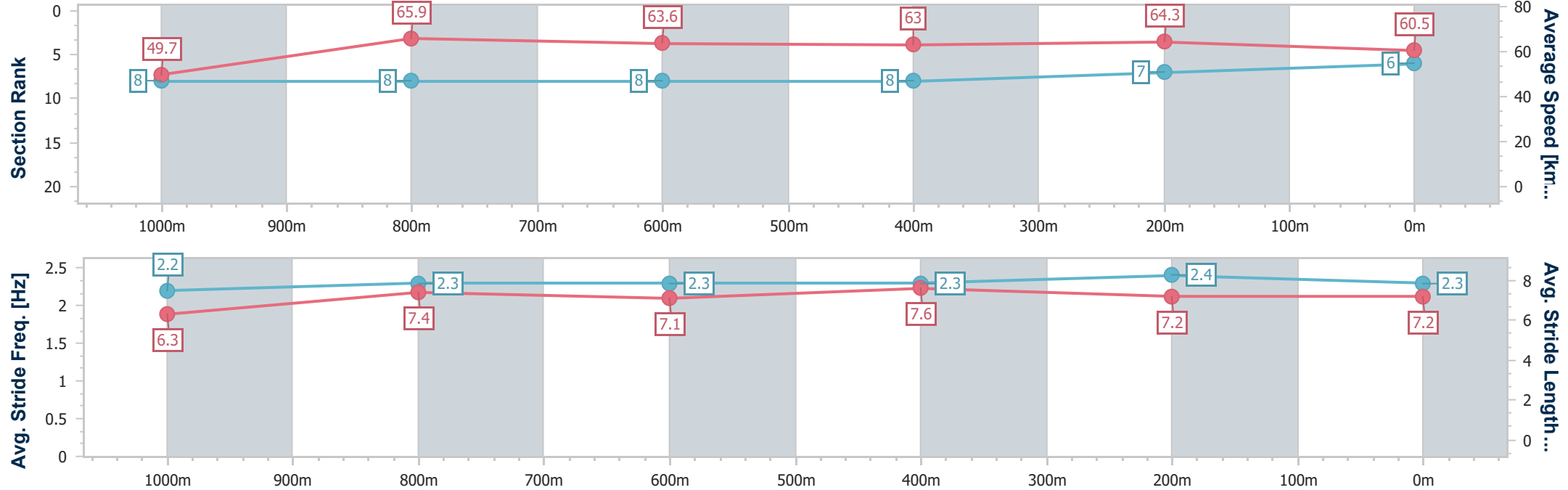
|                                |                 |
|--------------------------------|-----------------|
| Horse/Jockey Name              | Sujeed          |
| Final Rank                     | 6               |
| Fastest Section Time (Section) | 0:10.96 (1000m) |
| Top Speed [km/h] (Section)     | 67.2 (800m)     |
| Race State                     | Finished        |



Aquis Park Gold CoastProfessional  
Race 8: GCTC MEMBERS & MATES JUNE 21 Class 2 Handicap - 1200m  
07 June 2025 - 17:21  
Track Rating: Soft 5, Weather: Fine, Rail Position: +5m 1000m-  
W/Post, +4m



| Section                | Overall                  | 1000m                    | 800m                     | 600m                     | 400m                     | 200m                     |  |  |  |  |  |  |  |  |
|------------------------|--------------------------|--------------------------|--------------------------|--------------------------|--------------------------|--------------------------|--|--|--|--|--|--|--|--|
| Section Times          | 1:11.41 [6]<br>(0:14.53) | 0:56.88 [8]<br>(0:10.96) | 0:45.92 [8]<br>(0:11.34) | 0:34.58 [8]<br>(0:11.45) | 0:23.13 [8]<br>(0:11.28) | 0:11.85 [7]<br>(0:11.85) |  |  |  |  |  |  |  |  |
| Average Speed [km/h]   | 49.7                     | 65.9                     | 63.6                     | 63.0                     | 64.3                     | 60.5                     |  |  |  |  |  |  |  |  |
| Top Speed [km/h]       | 65.0                     | 67.0                     | 67.2                     | 64.2                     | 64.8                     | 63.2                     |  |  |  |  |  |  |  |  |
| Avg. Dist. to Rail [m] | 6.0                      | 1.2                      | 0.8                      | 0.9                      | 3.9                      | 5.6                      |  |  |  |  |  |  |  |  |
| Avg. Stride Freq. [Hz] | 2.2                      | 2.3                      | 2.3                      | 2.3                      | 2.4                      | 2.3                      |  |  |  |  |  |  |  |  |
| Avg. Stride Length [m] | 6.3                      | 7.4                      | 7.1                      | 7.6                      | 7.2                      | 7.2                      |  |  |  |  |  |  |  |  |





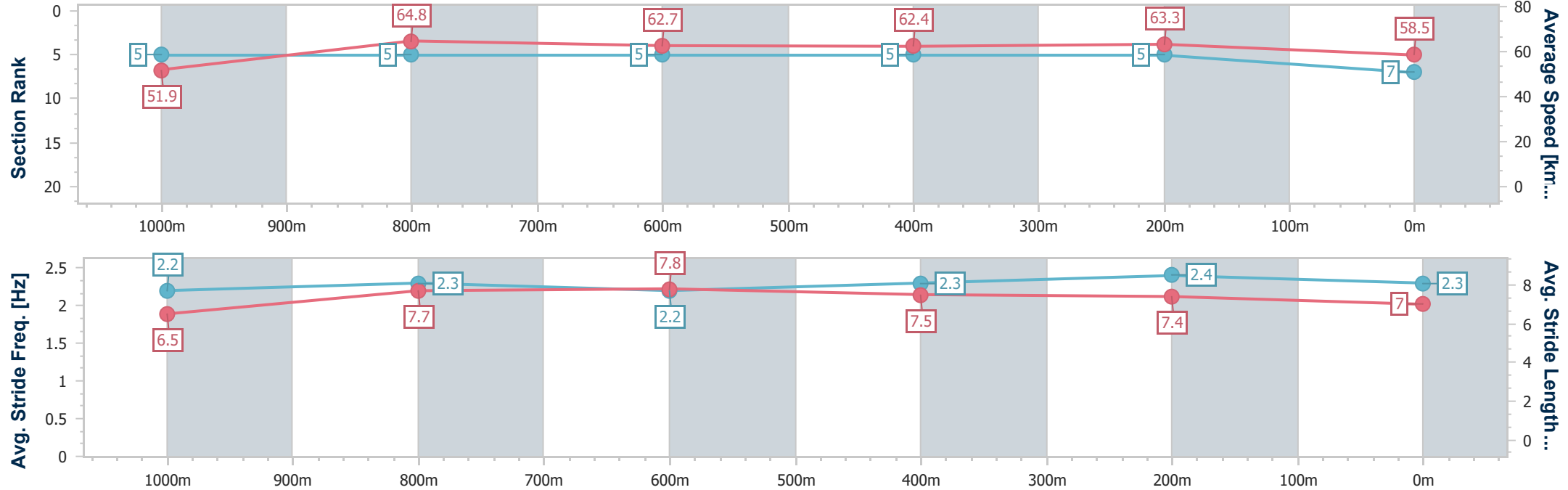
|                                |                 |
|--------------------------------|-----------------|
| Horse/Jockey Name              | Turbulent       |
| Final Rank                     | 7               |
| Fastest Section Time (Section) | 0:11.12 (1000m) |
| Top Speed [km/h] (Section)     | 66.9 (Overall)  |
| Race State                     | Finished        |



Aquis Park Gold CoastProfessional  
Race 8: GCTC MEMBERS & MATES JUNE 21 Class 2 Handicap - 1200m  
07 June 2025 - 17:21  
Track Rating: Soft 5, Weather: Fine, Rail Position: +5m 1000m-  
W/Post, +4m



| Section                | Overall                  | 1000m                    | 800m                     | 600m                     | 400m                     | 200m                     |  |  |  |  |  |  |  |  |
|------------------------|--------------------------|--------------------------|--------------------------|--------------------------|--------------------------|--------------------------|--|--|--|--|--|--|--|--|
| Section Times          | 1:11.63 [7]<br>(0:13.90) | 0:57.73 [5]<br>(0:11.12) | 0:46.61 [5]<br>(0:11.50) | 0:35.11 [5]<br>(0:11.47) | 0:23.64 [5]<br>(0:11.39) | 0:12.25 [5]<br>(0:12.25) |  |  |  |  |  |  |  |  |
| Average Speed [km/h]   | 51.9                     | 64.8                     | 62.7                     | 62.4                     | 63.3                     | 58.5                     |  |  |  |  |  |  |  |  |
| Top Speed [km/h]       | 66.9                     | 66.2                     | 64.0                     | 63.9                     | 64.7                     | 62.9                     |  |  |  |  |  |  |  |  |
| Avg. Dist. to Rail [m] | 1.5                      | 0.6                      | 0.5                      | 1.1                      | 2.9                      | 5.7                      |  |  |  |  |  |  |  |  |
| Avg. Stride Freq. [Hz] | 2.2                      | 2.3                      | 2.2                      | 2.3                      | 2.4                      | 2.3                      |  |  |  |  |  |  |  |  |
| Avg. Stride Length [m] | 6.5                      | 7.7                      | 7.8                      | 7.5                      | 7.4                      | 7.0                      |  |  |  |  |  |  |  |  |





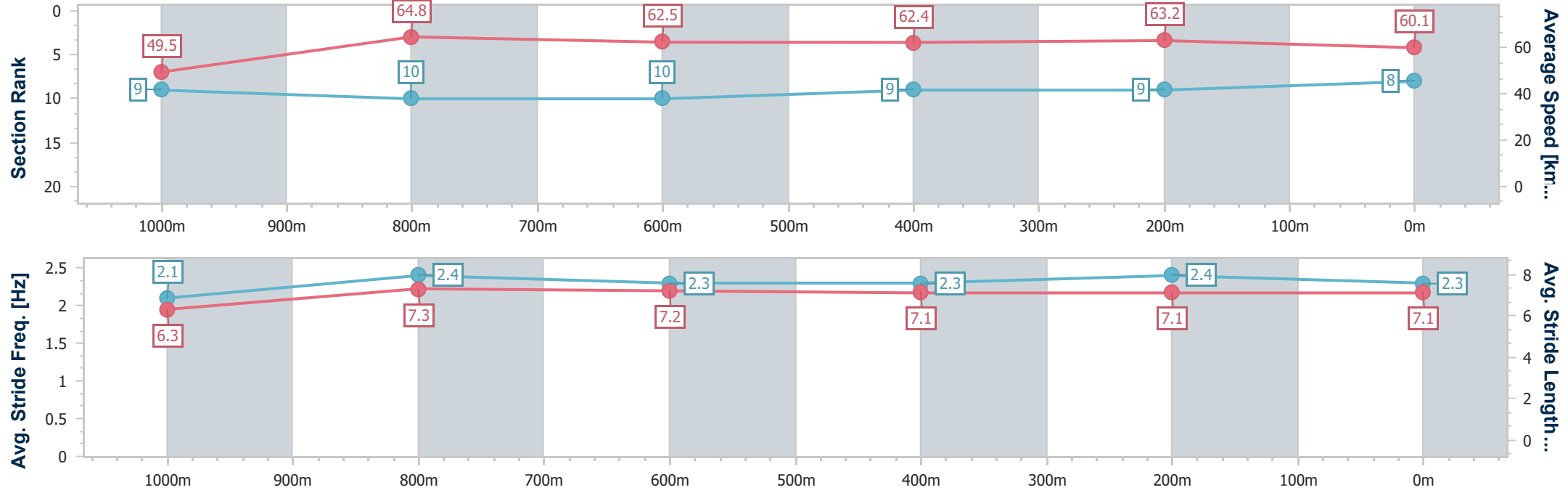
|                                |                 |
|--------------------------------|-----------------|
| Horse/Jockey Name              | Five Rings      |
| Final Rank                     | 8               |
| Fastest Section Time (Section) | 0:11.11 (1000m) |
| Top Speed [km/h] (Section)     | 65.2 (1000m)    |
| Race State                     | Finished        |



Aquis Park Gold CoastProfessional  
Race 8: GCTC MEMBERS & MATES JUNE 21 Class 2 Handicap - 1200m  
07 June 2025 - 17:21  
Track Rating: Soft 5, Weather: Fine, Rail Position: +5m 1000m-  
W/Post, +4m



| Section                | Overall                  | 1000m                    | 800m                      | 600m                      | 400m                     | 200m                     |  |  |  |  |  |  |  |
|------------------------|--------------------------|--------------------------|---------------------------|---------------------------|--------------------------|--------------------------|--|--|--|--|--|--|--|
| Section Times          | 1:11.96 [8]<br>(0:14.53) | 0:57.43 [9]<br>(0:11.11) | 0:46.32 [10]<br>(0:11.49) | 0:34.83 [10]<br>(0:11.47) | 0:23.36 [9]<br>(0:11.40) | 0:11.96 [9]<br>(0:11.96) |  |  |  |  |  |  |  |
| Average Speed [km/h]   | 49.5                     | 64.8                     | 62.5                      | 62.4                      | 63.2                     | 60.1                     |  |  |  |  |  |  |  |
| Top Speed [km/h]       | 65.0                     | 65.2                     | 64.8                      | 63.4                      | 63.8                     | 61.9                     |  |  |  |  |  |  |  |
| Avg. Dist. to Rail [m] | 1.6                      | 0.6                      | 0.9                       | 1.3                       | 2.6                      | 5.2                      |  |  |  |  |  |  |  |
| Avg. Stride Freq. [Hz] | 2.1                      | 2.4                      | 2.3                       | 2.3                       | 2.4                      | 2.3                      |  |  |  |  |  |  |  |
| Avg. Stride Length [m] | 6.3                      | 7.3                      | 7.2                       | 7.1                       | 7.1                      | 7.1                      |  |  |  |  |  |  |  |







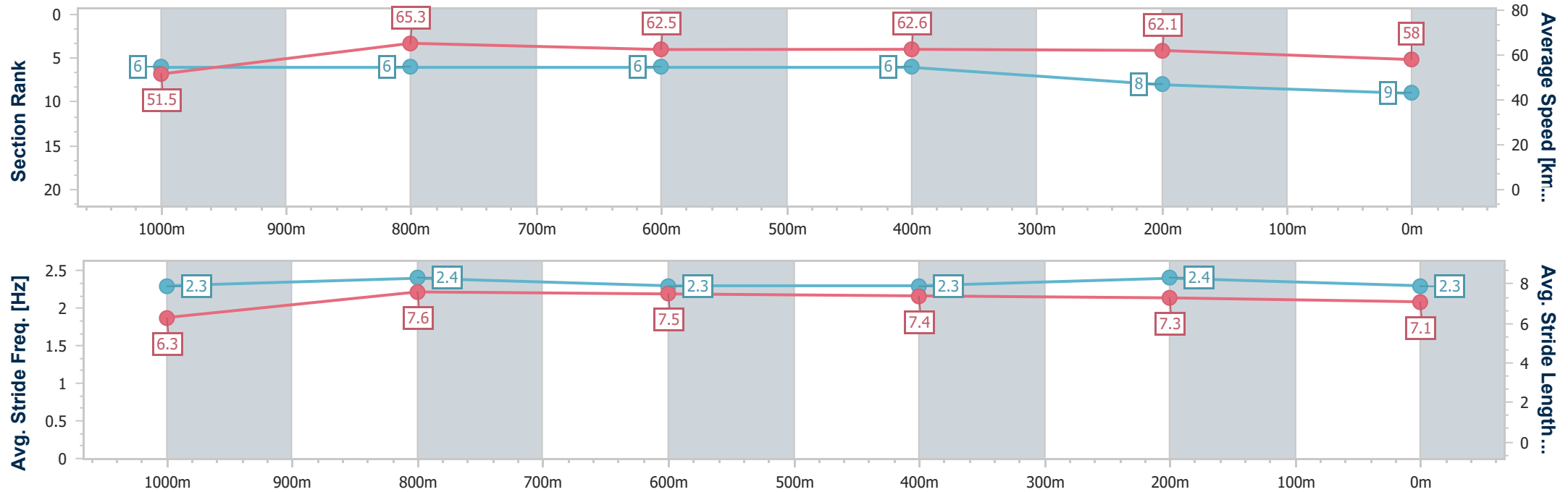
|                                |                 |
|--------------------------------|-----------------|
| Horse/Jockey Name              | Groovy Day      |
| Final Rank                     | 9               |
| Fastest Section Time (Section) | 0:11.04 (1000m) |
| Top Speed [km/h] (Section)     | 66.8 (1000m)    |
| Race State                     | Finished        |



Aquis Park Gold CoastProfessional  
Race 8: GCTC MEMBERS & MATES JUNE 21 Class 2 Handicap  
- 1200m  
07 June 2025 - 17:21  
Track Rating: Soft 5, Weather: Fine, Rail Position: +5m 1000m-  
W/Post, +4m



| Section                | Overall                  | 1000m                    | 800m                     | 600m                     | 400m                     | 200m                     |  |  |  |  |  |  |  |
|------------------------|--------------------------|--------------------------|--------------------------|--------------------------|--------------------------|--------------------------|--|--|--|--|--|--|--|
| Section Times          | 1:12.15 [9]<br>(0:13.99) | 0:58.16 [6]<br>(0:11.04) | 0:47.12 [6]<br>(0:11.55) | 0:35.57 [6]<br>(0:11.53) | 0:24.04 [6]<br>(0:11.64) | 0:12.40 [8]<br>(0:12.40) |  |  |  |  |  |  |  |
| Average Speed [km/h]   | 51.5                     | 65.3                     | 62.5                     | 62.6                     | 62.1                     | 58.0                     |  |  |  |  |  |  |  |
| Top Speed [km/h]       | 66.7                     | 66.8                     | 65.1                     | 63.6                     | 63.4                     | 60.4                     |  |  |  |  |  |  |  |
| Avg. Dist. to Rail [m] | 4.2                      | 0.9                      | 0.7                      | 0.9                      | 3.8                      | 4.8                      |  |  |  |  |  |  |  |
| Avg. Stride Freq. [Hz] | 2.3                      | 2.4                      | 2.3                      | 2.3                      | 2.4                      | 2.3                      |  |  |  |  |  |  |  |
| Avg. Stride Length [m] | 6.3                      | 7.6                      | 7.5                      | 7.4                      | 7.3                      | 7.1                      |  |  |  |  |  |  |  |





|                                |                 |
|--------------------------------|-----------------|
| Horse/Jockey Name              | Boomroux        |
| Final Rank                     | 10              |
| Fastest Section Time (Section) | 0:11.00 (1000m) |
| Top Speed [km/h] (Section)     | 68.2 (1000m)    |
| Race State                     | Finished        |



Aquis Park Gold CoastProfessional  
Race 8: GCTC MEMBERS & MATES JUNE 21 Class 2 Handicap - 1200m  
07 June 2025 - 17:21  
Track Rating: Soft 5, Weather: Fine, Rail Position: +5m 1000m-  
W/Post, +4m



| Section                | Overall                   | 1000m                     | 800m                     | 600m                     | 400m                      | 200m                      |  |  |  |  |  |  |  |  |
|------------------------|---------------------------|---------------------------|--------------------------|--------------------------|---------------------------|---------------------------|--|--|--|--|--|--|--|--|
| Section Times          | 1:14.13 [10]<br>(0:14.55) | 0:59.58 [10]<br>(0:11.00) | 0:48.58 [9]<br>(0:11.33) | 0:37.25 [9]<br>(0:11.85) | 0:25.40 [10]<br>(0:12.13) | 0:13.27 [10]<br>(0:13.27) |  |  |  |  |  |  |  |  |
| Average Speed [km/h]   | 49.5                      | 66.2                      | 64.1                     | 61.2                     | 59.7                      | 54.2                      |  |  |  |  |  |  |  |  |
| Top Speed [km/h]       | 65.0                      | 68.2                      | 66.5                     | 62.7                     | 61.1                      | 57.1                      |  |  |  |  |  |  |  |  |
| Avg. Dist. to Rail [m] | 6.6                       | 2.2                       | 2.9                      | 1.5                      | 3.6                       | 3.9                       |  |  |  |  |  |  |  |  |
| Avg. Stride Freq. [Hz] | 2.2                       | 2.4                       | 2.4                      | 2.3                      | 2.3                       | 2.2                       |  |  |  |  |  |  |  |  |
| Avg. Stride Length [m] | 6.3                       | 7.7                       | 7.6                      | 7.4                      | 7.2                       | 6.9                       |  |  |  |  |  |  |  |  |

