



Eagle Farm Professional

Race 1: NOVA 106.9 SHOW A HEART - LISTED - 1500m

07 June 2025 - 11:09



BRISBANE
RACING CLUB

Track Rating: Soft 5, Weather: Fine, Rail Position: +2m Entire Course

Section						Overall	1400m	1200m	1000m	800m	600m	400m	Last 600m		
Field Times						1:29.41 (0:07.92)	1:21.49 (0:10.59)	1:10.90 (0:10.73)	1:00.17 (0:11.69)	0:48.48 (0:12.14)	0:36.34 (0:12.07)	0:24.27 (0:11.70)	0:36.34		
Rank	TAB	Horse/Jockey	Barrier	Top Speed [km/h]	Fastest Section										Distance Travelled [m]
1	13	SUNRAYS	3	68.3	0:08.13	1:29.41 [1]	1:21.28 [8]	1:10.30 [8]	0:59.51 [7]	0:47.97 [5]	0:35.87 [8]	0:24.16 [5]	0:35.87		
		Tommy Berry		1200m	Overall	(0:08.13)	(0:10.98)	(0:10.79)	(0:11.54)	(0:12.10)	(0:11.71)	(0:11.67)			
2	16	JENNI GONE BONKERS	6	68.1	0:08.02	1:29.54 [2]	1:21.52 [5]	1:10.68 [6]	0:59.77 [5]	0:48.07 [6]	0:36.14 [4]	0:24.32 [3]	0:36.14 +4		
		Ethan Brown		1400m	Overall	(0:08.02)	(0:10.84)	(0:10.91)	(0:11.70)	(0:11.93)	(0:11.82)	(0:11.62)			
3	2	NAVY PILOT	1	67.4	0:08.17	1:29.63 [3]	1:21.46 [9]	1:10.46 [9]	0:59.42 [10]	0:47.80 [11]	0:36.01 [10]	0:24.27 [7]	0:36.01 -12		
		Ryan Maloney		1400m	Overall	(0:08.17)	(0:11.00)	(0:11.04)	(0:11.62)	(0:11.79)	(0:11.74)	(0:11.52)			
4	8	PROVIDENCE	9	67.3	0:08.12	1:29.86 [4]	1:21.74 [7]	1:10.64 [10]	0:59.69 [9]	0:48.20 [9]	0:36.38 [7]	0:24.63 [4]	0:36.38 -4		
		James McDonald		1200m	Overall	(0:08.12)	(0:11.10)	(0:10.95)	(0:11.49)	(0:11.82)	(0:11.75)	(0:11.84)			
5	15	JUST A JOURNEY	10	68.7	0:07.98	1:29.92 [5]	1:21.94 [4]	1:11.27 [3]	1:00.24 [4]	0:48.40 [7]	0:36.44 [6]	0:24.77 [2]	0:36.44 -4		
		Tim Clark		1400m	Overall	(0:07.98)	(0:10.67)	(0:11.03)	(0:11.84)	(0:11.96)	(0:11.67)	(0:11.81)			
6	5	THE BEAR	7	68.6	0:07.95	1:30.36 [6]	1:22.41 [2]	1:11.73 [2]	1:00.80 [3]	0:49.15 [3]	0:37.13 [3]	0:25.08 [6]	0:37.13 -8		
		Nikita Beriman		1400m	Overall	(0:07.95)	(0:10.68)	(0:10.93)	(0:11.65)	(0:12.02)	(0:12.05)	(0:12.06)			
7	10	I AM CARROT	4	68.2	0:07.92	1:30.44 [7]	1:22.52 [1]	1:11.59 [5]	1:00.61 [6]	0:49.02 [4]	0:36.97 [5]	0:24.97 [9]	0:36.97 -6		
		Kyle Wilson-Taylor		1400m	Overall	(0:07.92)	(0:10.93)	(0:10.98)	(0:11.59)	(0:12.05)	(0:12.00)	(0:11.83)			
8	3	NORTH POLE	11	70.7	0:07.95	1:30.68 [8]	1:22.73 [3]	1:12.17 [1]	1:01.44 [1]	0:49.75 [1]	0:37.61 [1]	0:25.54 [1]	0:37.61 -3		
		Angela Jones		1200m	Overall	(0:07.95)	(0:10.56)	(0:10.73)	(0:11.69)	(0:12.14)	(0:12.07)	(0:12.07)			
9	7	BRAZEN SAILOR	8	68.0	0:08.27	1:30.85 [9]	1:22.58 [11]	1:11.45 [12]	1:00.56 [11]	0:49.03 [10]	0:36.96 [11]	0:24.92 [11]	0:36.96 -4		
		Jag Guthmann-Chester		1200m	Overall	(0:08.27)	(0:11.13)	(0:10.89)	(0:11.53)	(0:12.07)	(0:12.04)	(0:12.05)			
10	14	DON'T DOUBT THE LADY	5	68.0	0:08.17	1:31.09 [10]	1:22.92 [10]	1:12.03 [7]	1:01.14 [8]	0:49.56 [8]	0:37.52 [9]	0:25.47 [10]	0:37.52 +4		
		Justin Stanley		1200m	Overall	(0:08.17)	(0:10.89)	(0:10.89)	(0:11.58)	(0:12.04)	(0:12.05)	(0:12.09)			

Scratched: Thee Creek (#1), Kilman (#6), Agent Zero (#11)

Report Created: Sat 7 June 2025 11:28 GMT+10 (Note: Timing is based on position data)

Page 1/18

[] Ranking at each section and finish
-:-:- No data available at this section
NA No data available

SCN Saddle cloth number
DNF Did not finish
DNT Did not track

data processed by  TRIPLESDATA



Eagle Farm Professional

Race 1: NOVA 106.9 SHOW A HEART - LISTED - 1500m

07 June 2025 - 11:09



BRISBANE
RACING CLUB

Track Rating: Soft 5, Weather: Fine, Rail Position: +2m Entire Course

Section						Overall	1400m	1200m	1000m	800m	600m	400m	Last 600m	
Field Times						1:29.41 (0:07.92)	1:21.49 (0:10.59)	1:10.90 (0:10.73)	1:00.17 (0:11.69)	0:48.48 (0:12.14)	0:36.34 (0:12.07)	0:24.27 (0:11.70)	0:36.34	
Rank	TAB	Horse/Jockey	Barrier	Top Speed [km/h]	Fastest Section									Distance Travelled [m]
11	17	HIGHGROVE ROSE	13	67.1	0:08.46	1:31.16 [11]	1:22.70 [13]	1:11.56 [14]	1:00.65 [14]	0:49.04 [14]	0:37.16 [14]	0:25.06 [13]	0:37.16	-4
		Rachel King		1200m	Overall	(0:08.46)	(0:11.14)	(0:10.91)	(0:11.61)	(0:11.88)	(0:12.10)	(0:11.96)		
12	9	LEVERAGED BUYOUT	14	68.1	0:08.63	1:31.31 [12]	1:22.68 [14]	1:11.74 [13]	1:00.92 [12]	0:49.29 [13]	0:37.35 [13]	0:25.36 [12]	0:37.35	+3
		Mark Zahra		1200m	Overall	(0:08.63)	(0:10.94)	(0:10.82)	(0:11.63)	(0:11.94)	(0:11.99)	(0:11.98)		
13	4	MEET GEORGE	12	70.2	0:08.05	1:31.55 [13]	1:23.50 [6]	1:12.86 [4]	1:02.10 [2]	0:50.48 [2]	0:38.38 [2]	0:26.19 [7]	0:38.38	-2
		Samantha Collett		1400m	Overall	(0:08.05)	(0:10.64)	(0:10.76)	(0:11.62)	(0:12.10)	(0:12.19)	(0:12.43)		
14	12	KOZAK PRINCE	2	66.3	0:08.28	1:32.08 [14]	1:23.80 [12]	1:12.72 [11]	1:01.68 [13]	0:50.10 [12]	0:38.17 [12]	0:25.84 [14]	0:38.17	-8
		Jake Bayliss		1200m	Overall	(0:08.28)	(0:11.08)	(0:11.04)	(0:11.58)	(0:11.93)	(0:12.33)	(0:12.33)		

Scratched: Thee Creek (#1), Kilman (#6), Agent Zero (#11)



Eagle Farm Professional

Race 1: NOVA 106.9 SHOW A HEART - LISTED - 1500m

07 June 2025 - 11:09



BRISBANE
RACING CLUB

Track Rating: Soft 5, Weather: Fine, Rail Position: +2m Entire Course

Section Field Times				200m 0:12.57 (0:12.57)				Last 600m 0:36.34	
Rank	TAB	Horse/Jockey	Barrier	Top Speed [km/h]	Fastest Section	Margin		Distance Travelled [m]	
1	13	SUNRAYS	3	68.3	0:08.13	0:12.49 [3]	1:29.41	0:35.87	
		Tommy Berry		1200m	Overall	(0:12.49)			
2	16	JENNI GONE BONKERS	6	68.1	0:08.02	0:12.70 [1]	0.82L	0:36.14	+4
		Ethan Brown		1400m	Overall	(0:12.70)			
3	2	NAVY PILOT	1	67.4	0:08.17	0:12.75 [2]	1.34L	0:36.01	-12
		Ryan Maloney		1400m	Overall	(0:12.75)			
4	8	PROVIDENCE	9	67.3	0:08.12	0:12.79 [5]	2.67L	0:36.38	-4
		James McDonald		1200m	Overall	(0:12.79)			
5	15	JUST A JOURNEY	10	68.7	0:07.98	0:12.96 [4]	3.02L	0:36.44	-4
		Tim Clark		1400m	Overall	(0:12.96)			
6	5	THE BEAR	7	68.6	0:07.95	0:13.02 [8]	5.6L	0:37.13	-8
		Nikita Beriman		1400m	Overall	(0:13.02)			
7	10	I AM CARROT	4	68.2	0:07.92	0:13.14 [7]	6.11L	0:36.97	-6
		Kyle Wilson-Taylor		1400m	Overall	(0:13.14)			
8	3	NORTH POLE	11	70.7	0:07.95	0:13.47 [6]	7.47L	0:37.61	-3
		Angela Jones		1200m	Overall	(0:13.47)			
9	7	BRAZEN SAILOR	8	68.0	0:08.27	0:12.87 [12]	8.49L	0:36.96	-4
		Jag Guthmann-Chester		1200m	Overall	(0:12.87)			
10	14	DON'T DOUBT THE LADY	5	68.0	0:08.17	0:13.38 [9]	9.89L	0:37.52	+4
		Justin Stanley		1200m	Overall	(0:13.38)			

Scratched: Thee Creek (#1), Kilman (#6), Agent Zero (#11)

Report Created: Sat 7 June 2025 11:28 GMT+10 (Note: Timing is based on position data)

Page 3/18

[] Ranking at each section and finish
-:-:- No data available at this section
NA No data available

SCN Saddle cloth number
DNF Did not finish
DNT Did not track

data processed by  TRIPLESDATA



Eagle Farm Professional

Race 1: NOVA 106.9 SHOW A HEART - LISTED - 1500m

07 June 2025 - 11:09



BRISBANE
RACING CLUB

Track Rating: Soft 5, Weather: Fine, Rail Position: +2m Entire Course

Section		Field Times		200m		Last 600m			
				0:12.57 (0:12.57)		0:36.34			
Rank	TAB	Horse/Jockey	Barrier	Top Speed [km/h]	Fastest Section	Margin	Distance Travelled [m]		
11	17	HIGHGROVE ROSE	13	67.1	0:08.46	0:13.10 [13]	10.35L	0:37.16	-4
		Rachel King		1200m	Overall	(0:13.10)			
12	9	LEVERAGED BUYOUT	14	68.1	0:08.63	0:13.38 [11]	11.22L	0:37.35	+3
		Mark Zahra		1200m	Overall	(0:13.38)			
13	4	MEET GEORGE	12	70.2	0:08.05	0:13.76 [10]	12.61L	0:38.38	-2
		Samantha Collett		1400m	Overall	(0:13.76)			
14	12	KOZAK PRINCE	2	66.3	0:08.28	0:13.51 [14]	15.72L	0:38.17	-8
		Jake Bayliss		1200m	Overall	(0:13.51)			

Scratched: Thee Creek (#1), Kilman (#6), Agent Zero (#11)



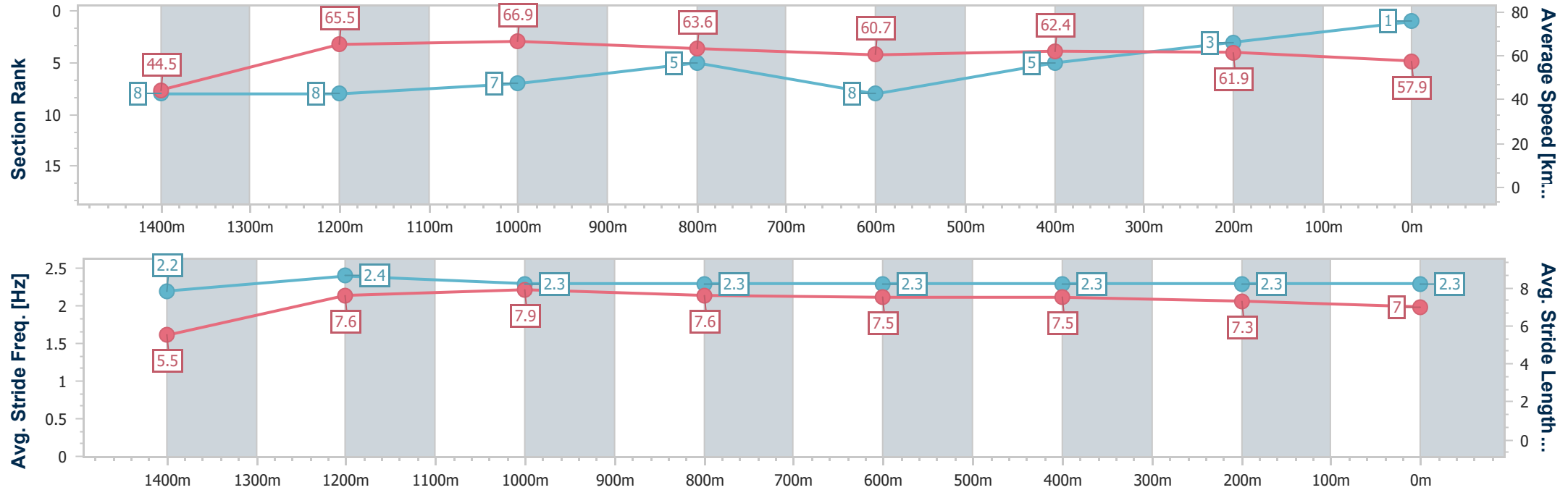
Horse/Jockey Name	Sunrays
Final Rank	1
Fastest Section Time (Section)	0:08.13 (Overall)
Top Speed [km/h] (Section)	68.3 (1200m)
Race State	Finished



Eagle FarmProfessional
Race 1: NOVA 106.9 SHOW A HEART - LISTED - 1500m
07 June 2025 - 11:09
Track Rating: Soft 5, Weather: Fine, Rail Position: +2m Entire Course



Section	Overall	1400m	1200m	1000m	800m	600m	400m	200m					
Section Times	1:29.41 [1] (0:08.13)	1:21.28 [8] (0:10.98)	1:10.30 [8] (0:10.79)	0:59.51 [7] (0:11.54)	0:47.97 [5] (0:12.10)	0:35.87 [8] (0:11.71)	0:24.16 [5] (0:11.67)	0:12.49 [3] (0:12.49)					
Average Speed [km/h]	44.5	65.5	66.9	63.6	60.7	62.4	61.9	57.9					
Top Speed [km/h]	63.3	67.1	68.3	64.8	62.7	64.1	63.4	61.2					
Avg. Dist. to Rail [m]	9.1	2.4	3.3	3.5	4.4	3.3	7.3	9.7					
Avg. Stride Freq. [Hz]	2.2	2.4	2.3	2.3	2.3	2.3	2.3	2.3					
Avg. Stride Length [m]	5.5	7.6	7.9	7.6	7.5	7.5	7.3	7.0					





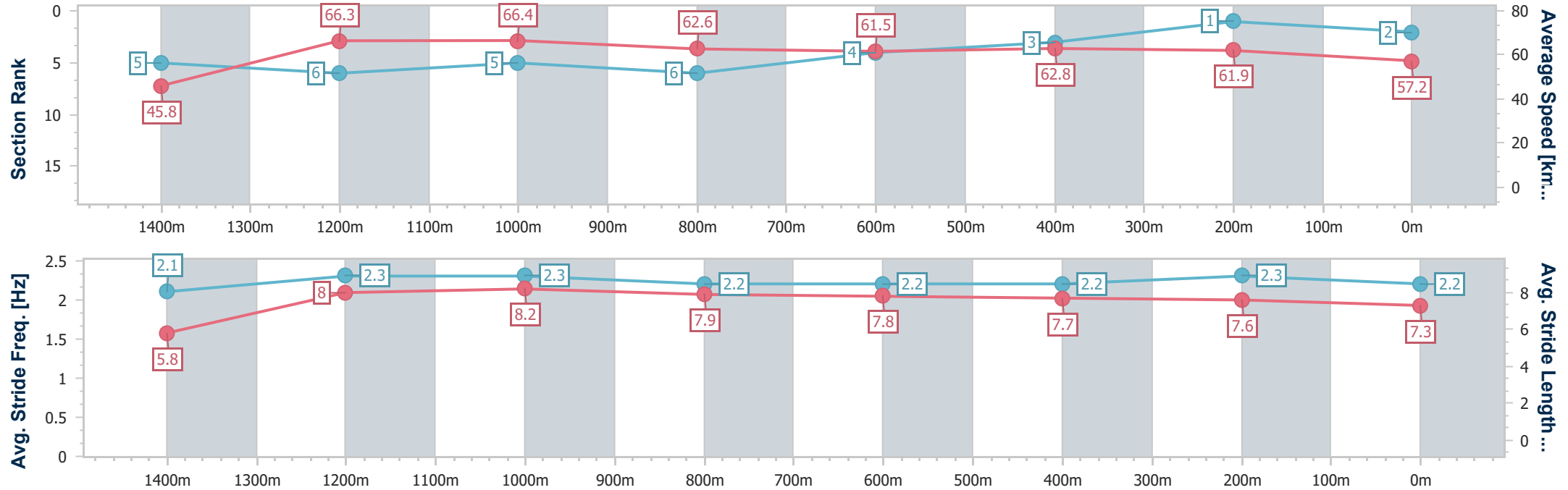
Horse/Jockey Name	Jenni Gone Bonkers
Final Rank	2
Fastest Section Time (Section)	0:08.02 (Overall)
Top Speed [km/h] (Section)	68.1 (1400m)
Race State	Finished



Eagle FarmProfessional
Race 1: NOVA 106.9 SHOW A HEART - LISTED - 1500m
07 June 2025 - 11:09
Track Rating: Soft 5, Weather: Fine, Rail Position: +2m Entire Course



Section	Overall	1400m	1200m	1000m	800m	600m	400m	200m					
Section Times	1:29.54 [2] (0:08.02)	1:21.52 [5] (0:10.84)	1:10.68 [6] (0:10.91)	0:59.77 [5] (0:11.70)	0:48.07 [6] (0:11.93)	0:36.14 [4] (0:11.82)	0:24.32 [3] (0:11.62)	0:12.70 [1] (0:12.70)					
Average Speed [km/h]	45.8	66.3	66.4	62.6	61.5	62.8	61.9	57.2					
Top Speed [km/h]	63.5	68.1	67.5	64.5	62.6	64.3	63.7	60.0					
Avg. Dist. to Rail [m]	12.6	3.1	3.2	3.5	4.8	5.6	7.1	7.6					
Avg. Stride Freq. [Hz]	2.1	2.3	2.3	2.2	2.2	2.2	2.3	2.2					
Avg. Stride Length [m]	5.8	8.0	8.2	7.9	7.8	7.7	7.6	7.3					





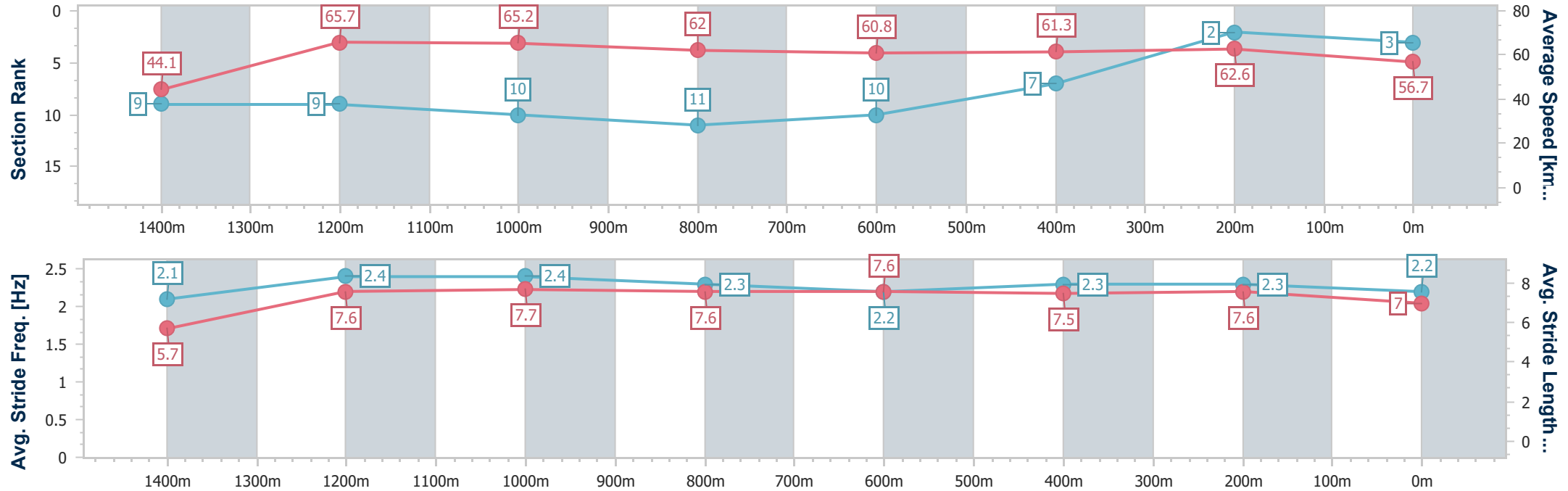
Horse/Jockey Name	Navy Pilot
Final Rank	3
Fastest Section Time (Section)	0:08.17 (Overall)
Top Speed [km/h] (Section)	67.4 (1400m)
Race State	Finished



Eagle FarmProfessional
Race 1: NOVA 106.9 SHOW A HEART - LISTED - 1500m
07 June 2025 - 11:09
Track Rating: Soft 5, Weather: Fine, Rail Position: +2m Entire Course



Section	Overall	1400m	1200m	1000m	800m	600m	400m	200m					
Section Times	1:29.63 [3] (0:08.17)	1:21.46 [9] (0:11.00)	1:10.46 [9] (0:11.04)	0:59.42 [10] (0:11.62)	0:47.80 [11] (0:11.79)	0:36.01 [10] (0:11.74)	0:24.27 [7] (0:11.52)	0:12.75 [2] (0:12.75)					
Average Speed [km/h]	44.1	65.7	65.2	62.0	60.8	61.3	62.6	56.7					
Top Speed [km/h]	63.6	67.4	66.8	63.7	62.1	63.7	64.6	60.3					
Avg. Dist. to Rail [m]	7.8	2.1	2.6	0.7	1.9	1.7	7.0	11.4					
Avg. Stride Freq. [Hz]	2.1	2.4	2.4	2.3	2.2	2.3	2.3	2.2					
Avg. Stride Length [m]	5.7	7.6	7.7	7.6	7.6	7.5	7.6	7.0					





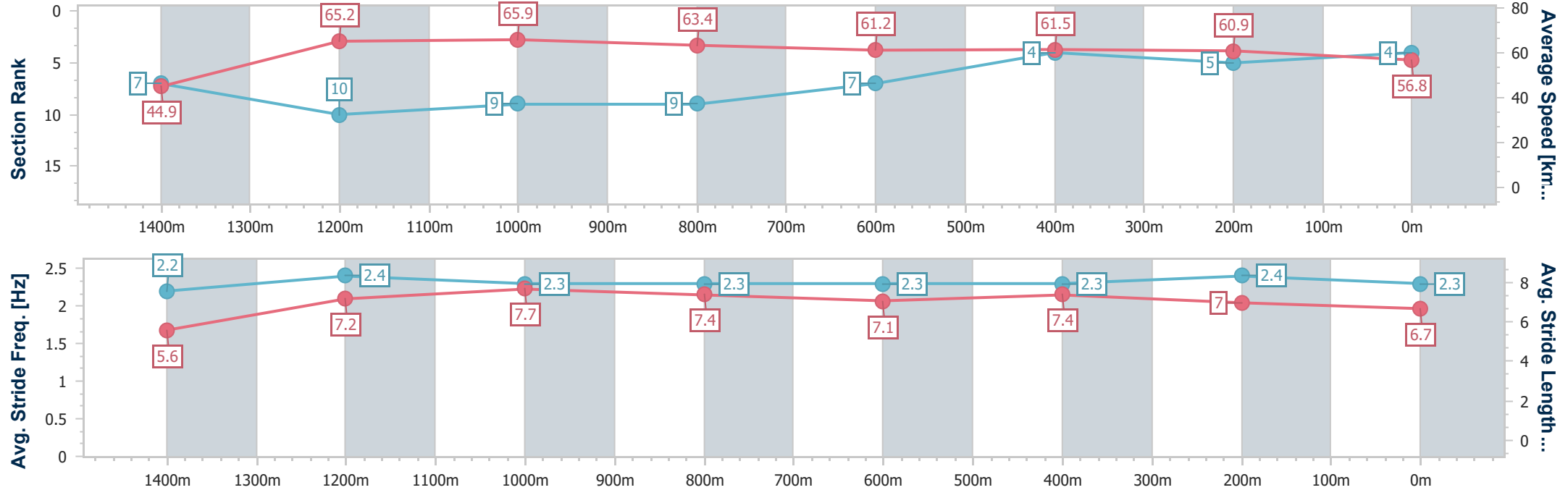
Horse/Jockey Name	Providence
Final Rank	4
Fastest Section Time (Section)	0:08.12 (Overall)
Top Speed [km/h] (Section)	67.3 (1200m)
Race State	Finished



Eagle FarmProfessional
Race 1: NOVA 106.9 SHOW A HEART - LISTED - 1500m
07 June 2025 - 11:09
Track Rating: Soft 5, Weather: Fine, Rail Position: +2m Entire Course



Section	Overall	1400m	1200m	1000m	800m	600m	400m	200m					
Section Times	1:29.86 [4] (0:08.12)	1:21.74 [7] (0:11.10)	1:10.64 [10] (0:10.95)	0:59.69 [9] (0:11.49)	0:48.20 [9] (0:11.82)	0:36.38 [7] (0:11.75)	0:24.63 [4] (0:11.84)	0:12.79 [5] (0:12.79)					
Average Speed [km/h]	44.9	65.2	65.9	63.4	61.2	61.5	60.9	56.8					
Top Speed [km/h]	62.6	65.6	67.3	64.2	62.4	62.7	62.3	59.5					
Avg. Dist. to Rail [m]	15.4	4.8	4.0	1.8	1.4	1.6	5.9	7.4					
Avg. Stride Freq. [Hz]	2.2	2.4	2.3	2.3	2.3	2.3	2.4	2.3					
Avg. Stride Length [m]	5.6	7.2	7.7	7.4	7.1	7.4	7.0	6.7					



[] Ranking at each section and finish
-.-.- No data available at this section
NA No data available



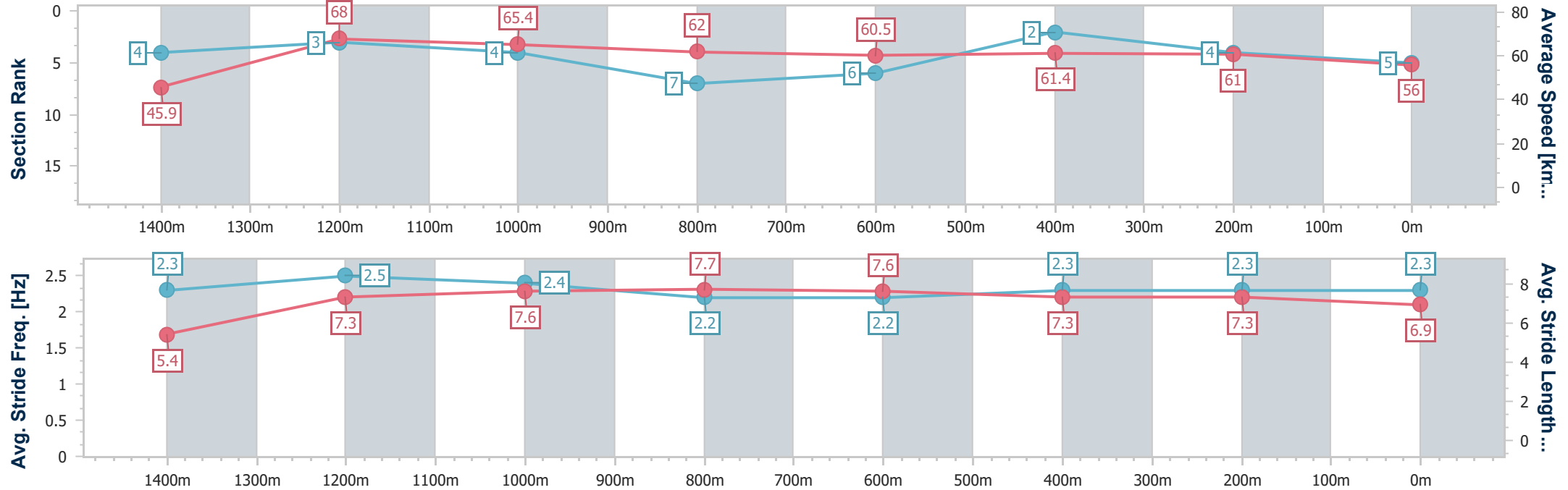
Horse/Jockey Name	Just A Journey
Final Rank	5
Fastest Section Time (Section)	0:07.98 (Overall)
Top Speed [km/h] (Section)	68.7 (1400m)
Race State	Finished



Eagle FarmProfessional
Race 1: NOVA 106.9 SHOW A HEART - LISTED - 1500m
07 June 2025 - 11:09
Track Rating: Soft 5, Weather: Fine, Rail Position: +2m Entire Course



Section	Overall	1400m	1200m	1000m	800m	600m	400m	200m					
Section Times	1:29.92 [5] (0:07.98)	1:21.94 [4] (0:10.67)	1:11.27 [3] (0:11.03)	1:00.24 [4] (0:11.84)	0:48.40 [7] (0:11.96)	0:36.44 [6] (0:11.67)	0:24.77 [2] (0:11.81)	0:12.96 [4] (0:12.96)					
Average Speed [km/h]	45.9	68.0	65.4	62.0	60.5	61.4	61.0	56.0					
Top Speed [km/h]	65.9	68.7	67.1	63.2	61.3	62.8	62.8	58.4					
Avg. Dist. to Rail [m]	16.4	6.3	5.8	4.1	1.5	1.4	3.8	6.3					
Avg. Stride Freq. [Hz]	2.3	2.5	2.4	2.2	2.2	2.3	2.3	2.3					
Avg. Stride Length [m]	5.4	7.3	7.6	7.7	7.6	7.3	7.3	6.9					





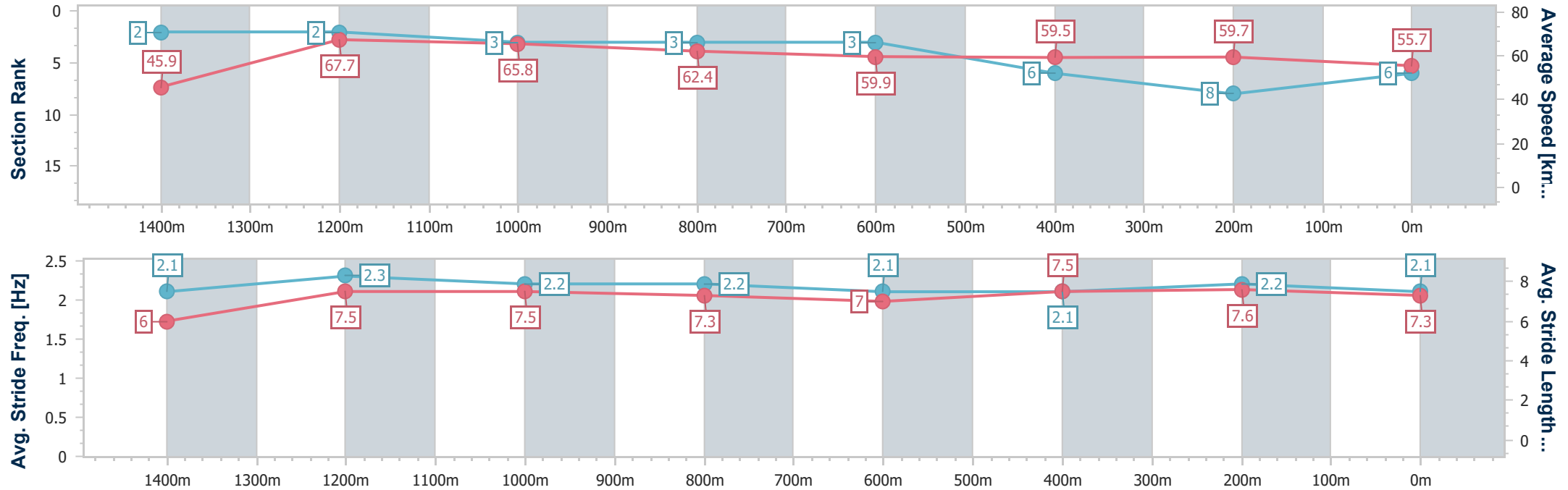
Horse/Jockey Name	The Bear
Final Rank	6
Fastest Section Time (Section)	0:07.95 (Overall)
Top Speed [km/h] (Section)	68.6 (1400m)
Race State	Finished



Eagle FarmProfessional
Race 1: NOVA 106.9 SHOW A HEART - LISTED - 1500m
07 June 2025 - 11:09
Track Rating: Soft 5, Weather: Fine, Rail Position: +2m Entire Course



Section	Overall	1400m	1200m	1000m	800m	600m	400m	200m					
Section Times	1:30.36 [6] (0:07.95)	1:22.41 [2] (0:10.68)	1:11.73 [2] (0:10.93)	1:00.80 [3] (0:11.65)	0:49.15 [3] (0:12.02)	0:37.13 [3] (0:12.05)	0:25.08 [6] (0:12.06)	0:13.02 [8] (0:13.02)					
Average Speed [km/h]	45.9	67.7	65.8	62.4	59.9	59.5	59.7	55.7					
Top Speed [km/h]	65.0	68.6	67.8	63.3	61.4	60.8	60.8	58.0					
Avg. Dist. to Rail [m]	14.1	5.5	3.8	1.6	0.4	0.6	1.6	5.8					
Avg. Stride Freq. [Hz]	2.1	2.3	2.2	2.2	2.1	2.1	2.2	2.1					
Avg. Stride Length [m]	6.0	7.5	7.5	7.3	7.0	7.5	7.6	7.3					





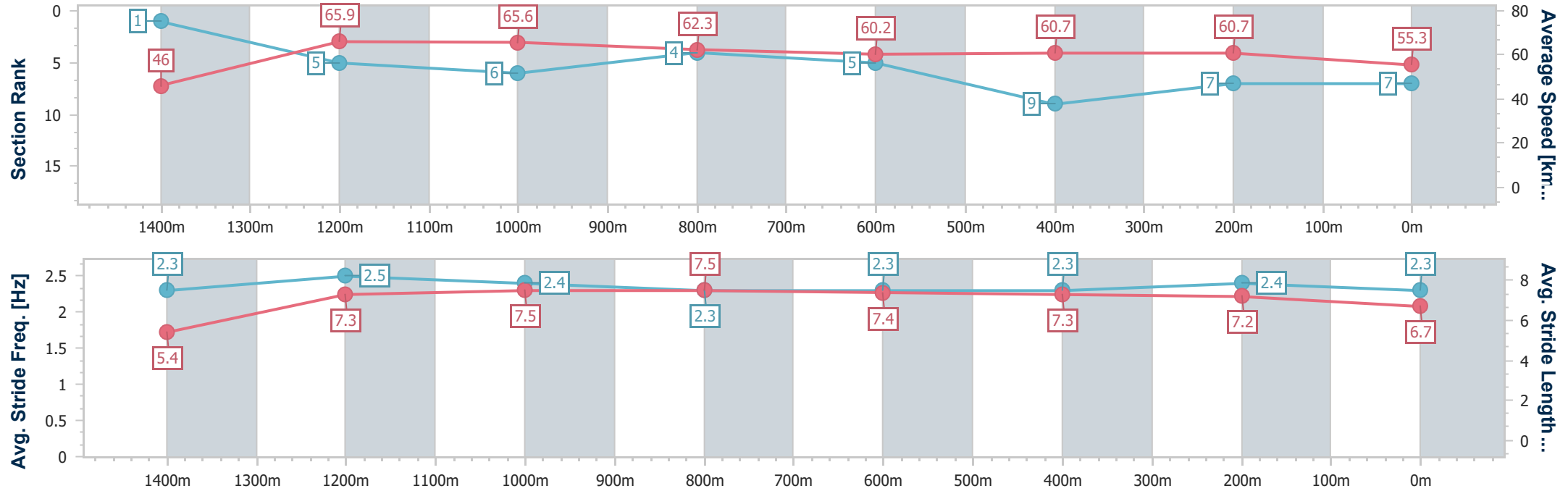
Horse/Jockey Name	I Am Carrot
Final Rank	7
Fastest Section Time (Section)	0:07.92 (Overall)
Top Speed [km/h] (Section)	68.2 (1400m)
Race State	Finished



Eagle FarmProfessional
Race 1: NOVA 106.9 SHOW A HEART - LISTED - 1500m
07 June 2025 - 11:09
Track Rating: Soft 5, Weather: Fine, Rail Position: +2m Entire Course



Section	Overall	1400m	1200m	1000m	800m	600m	400m	200m					
Section Times	1:30.44 [7] (0:07.92)	1:22.52 [1] (0:10.93)	1:11.59 [5] (0:10.98)	1:00.61 [6] (0:11.59)	0:49.02 [4] (0:12.05)	0:36.97 [5] (0:12.00)	0:24.97 [9] (0:11.83)	0:13.14 [7] (0:13.14)					
Average Speed [km/h]	46.0	65.9	65.6	62.3	60.2	60.7	60.7	55.3					
Top Speed [km/h]	63.8	68.2	66.8	63.2	61.2	61.4	62.9	58.0					
Avg. Dist. to Rail [m]	10.0	2.4	1.0	0.7	1.8	2.1	4.8	7.0					
Avg. Stride Freq. [Hz]	2.3	2.5	2.4	2.3	2.3	2.3	2.4	2.3					
Avg. Stride Length [m]	5.4	7.3	7.5	7.5	7.4	7.3	7.2	6.7					





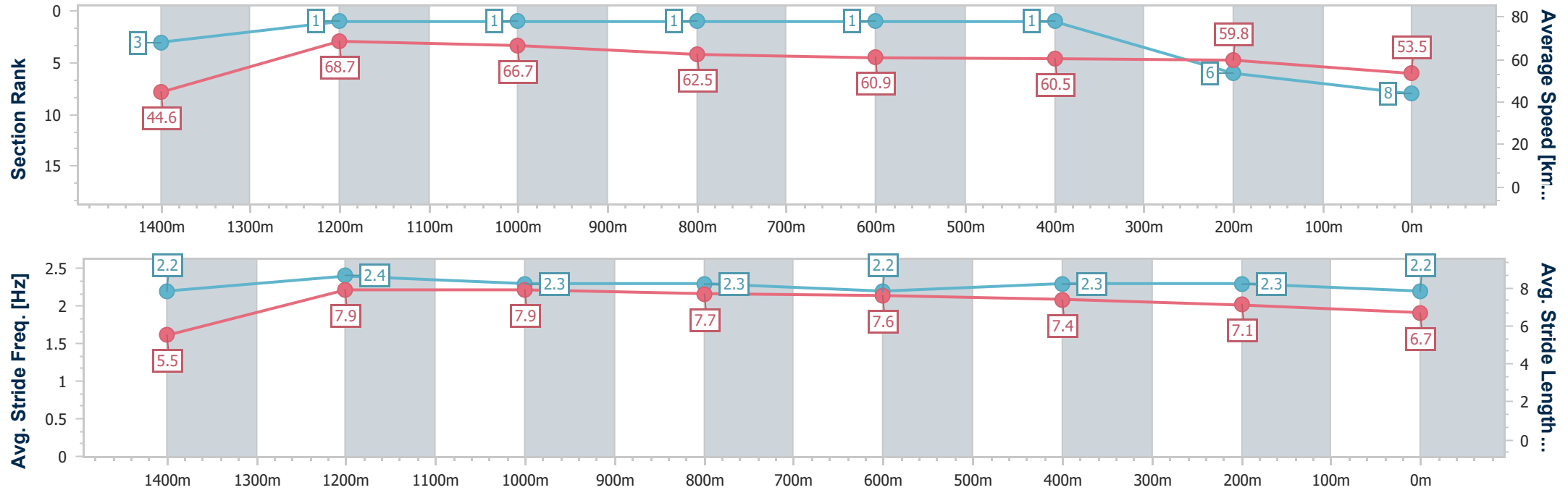
Horse/Jockey Name	North Pole
Final Rank	8
Fastest Section Time (Section)	0:07.95 (Overall)
Top Speed [km/h] (Section)	70.7 (1200m)
Race State	Finished



Eagle FarmProfessional
Race 1: NOVA 106.9 SHOW A HEART - LISTED - 1500m
07 June 2025 - 11:09
Track Rating: Soft 5, Weather: Fine, Rail Position: +2m Entire Course



Section	Overall	1400m	1200m	1000m	800m	600m	400m	200m					
Section Times	1:30.68 [8] (0:07.95)	1:22.73 [3] (0:10.56)	1:12.17 [1] (0:10.73)	1:01.44 [1] (0:11.69)	0:49.75 [1] (0:12.14)	0:37.61 [1] (0:12.07)	0:25.54 [1] (0:12.07)	0:13.47 [6] (0:13.47)					
Average Speed [km/h]	44.6	68.7	66.7	62.5	60.9	60.5	59.8	53.5					
Top Speed [km/h]	44.8	70.0	70.7	68.5	63.6	62.0	62.6	60.6					
Avg. Dist. to Rail [m]	16.9	6.7	3.7	2.3	2.5	3.0	4.0	3.9					
Avg. Stride Freq. [Hz]	2.2	2.4	2.3	2.3	2.2	2.3	2.3	2.2					
Avg. Stride Length [m]	5.5	7.9	7.9	7.7	7.6	7.4	7.1	6.7					





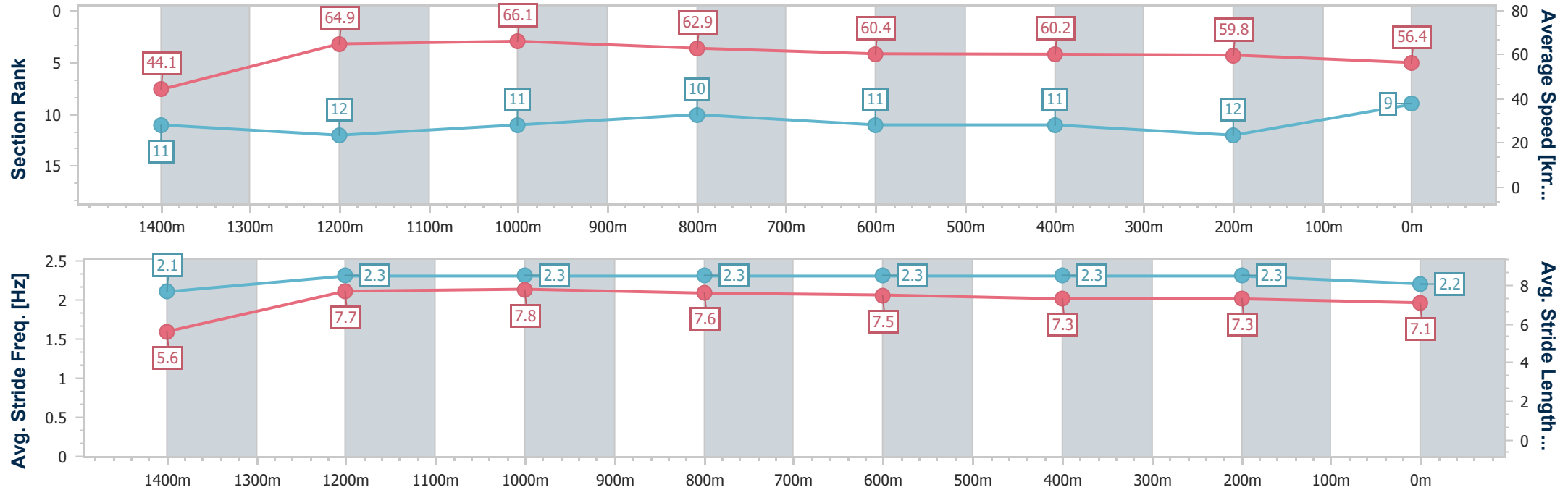
Horse/Jockey Name	Brazen Sailor
Final Rank	9
Fastest Section Time (Section)	0:08.27 (Overall)
Top Speed [km/h] (Section)	68.0 (1200m)
Race State	Finished



Eagle FarmProfessional
Race 1: NOVA 106.9 SHOW A HEART - LISTED - 1500m
07 June 2025 - 11:09
Track Rating: Soft 5, Weather: Fine, Rail Position: +2m Entire Course



Section	Overall	1400m	1200m	1000m	800m	600m	400m	200m					
Section Times	1:30.85 [9] (0:08.27)	1:22.58 [11] (0:11.13)	1:11.45 [12] (0:10.89)	1:00.56 [11] (0:11.53)	0:49.03 [10] (0:12.07)	0:36.96 [11] (0:12.04)	0:24.92 [11] (0:12.05)	0:12.87 [12] (0:12.87)					
Average Speed [km/h]	44.1	64.9	66.1	62.9	60.4	60.2	59.8	56.4					
Top Speed [km/h]	61.9	65.8	68.0	64.5	61.7	62.2	61.0	58.5					
Avg. Dist. to Rail [m]	13.2	2.5	1.8	1.4	2.7	1.6	2.6	4.8					
Avg. Stride Freq. [Hz]	2.1	2.3	2.3	2.3	2.3	2.3	2.3	2.2					
Avg. Stride Length [m]	5.6	7.7	7.8	7.6	7.5	7.3	7.3	7.1					





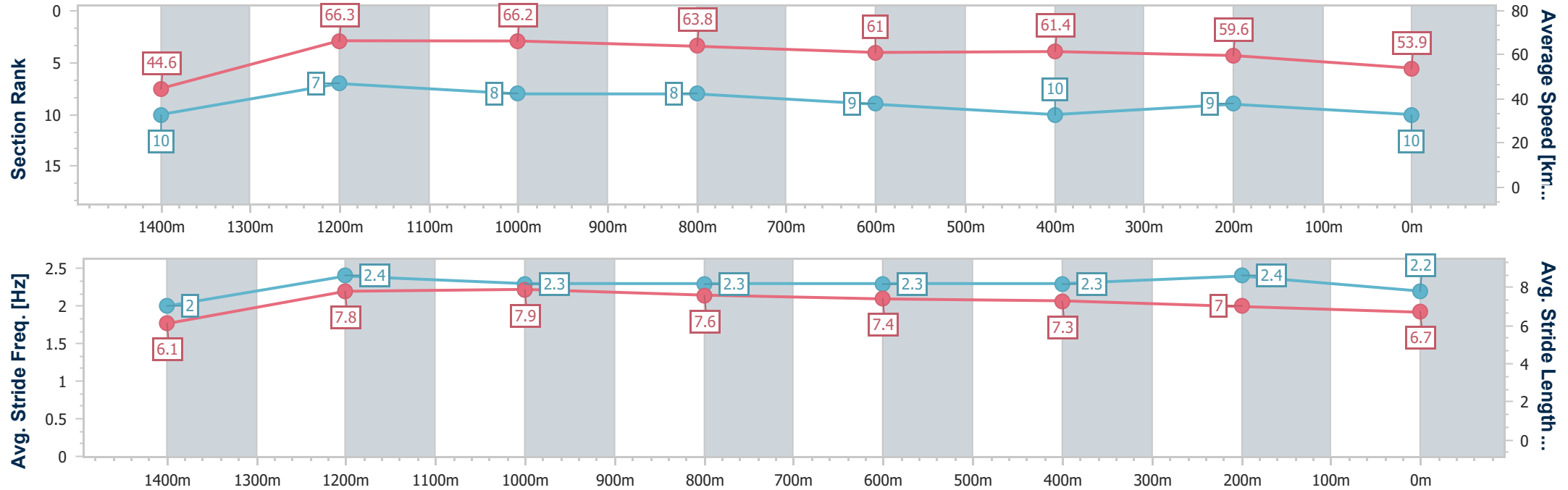
Horse/Jockey Name	Don'tdoubthelady
Final Rank	10
Fastest Section Time (Section)	0:08.17 (Overall)
Top Speed [km/h] (Section)	68.0 (1200m)
Race State	Finished



Eagle FarmProfessional
Race 1: NOVA 106.9 SHOW A HEART - LISTED - 1500m
07 June 2025 - 11:09
Track Rating: Soft 5, Weather: Fine, Rail Position: +2m Entire Course



Section	Overall	1400m	1200m	1000m	800m	600m	400m	200m					
Section Times	1:31.09 [10] (0:08.17)	1:22.92 [10] (0:10.89)	1:12.03 [7] (0:10.89)	1:01.14 [8] (0:11.58)	0:49.56 [8] (0:12.04)	0:37.52 [9] (0:12.05)	0:25.47 [10] (0:12.09)	0:13.38 [9] (0:13.38)					
Average Speed [km/h]	44.6	66.3	66.2	63.8	61.0	61.4	59.6	53.9					
Top Speed [km/h]	64.7	67.6	68.0	64.7	62.4	62.6	62.6	55.7					
Avg. Dist. to Rail [m]	11.1	4.0	4.3	4.0	4.7	5.9	10.0	10.3					
Avg. Stride Freq. [Hz]	2.0	2.4	2.3	2.3	2.3	2.3	2.4	2.2					
Avg. Stride Length [m]	6.1	7.8	7.9	7.6	7.4	7.3	7.0	6.7					





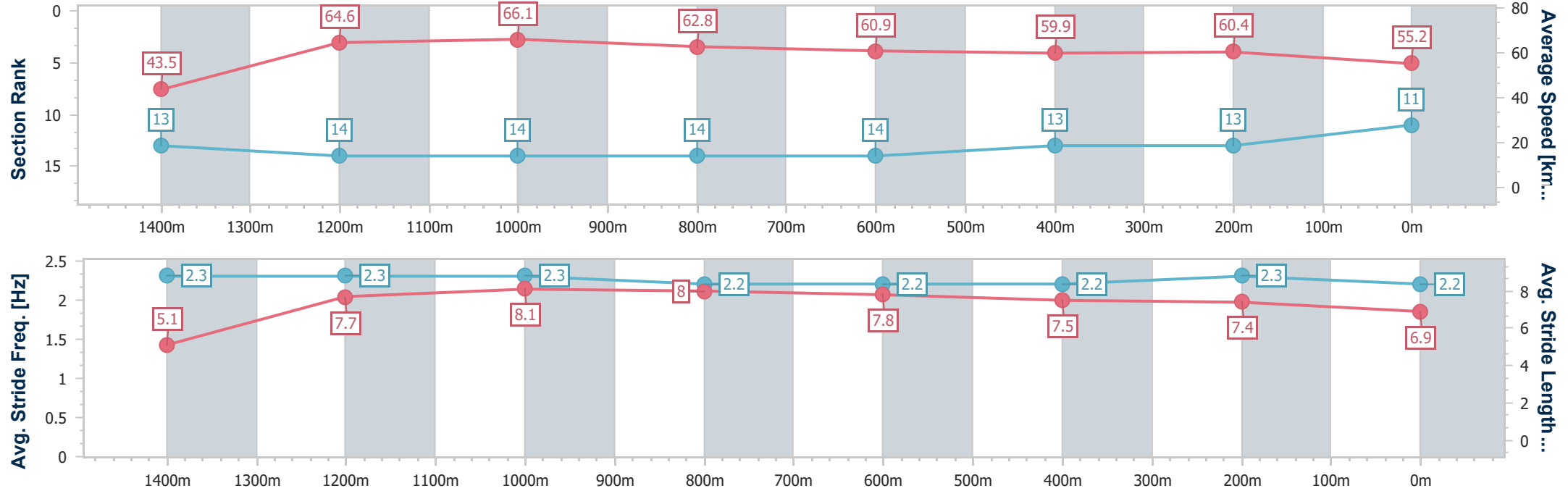
Horse/Jockey Name	Highgrove Rose
Final Rank	11
Fastest Section Time (Section)	0:08.46 (Overall)
Top Speed [km/h] (Section)	67.1 (1200m)
Race State	Finished



Eagle FarmProfessional
Race 1: NOVA 106.9 SHOW A HEART - LISTED - 1500m
07 June 2025 - 11:09
Track Rating: Soft 5, Weather: Fine, Rail Position: +2m Entire Course



Section	Overall	1400m	1200m	1000m	800m	600m	400m	200m					
Section Times	1:31.16 [11] (0:08.46)	1:22.70 [13] (0:11.14)	1:11.56 [14] (0:10.91)	1:00.65 [14] (0:11.61)	0:49.04 [14] (0:11.88)	0:37.16 [14] (0:12.10)	0:25.06 [13] (0:11.96)	0:13.10 [13] (0:13.10)					
Average Speed [km/h]	43.5	64.6	66.1	62.8	60.9	59.9	60.4	55.2					
Top Speed [km/h]	64.2	65.9	67.1	65.3	62.7	62.0	62.3	57.9					
Avg. Dist. to Rail [m]	16.3	2.4	2.2	1.8	1.8	1.9	5.5	9.8					
Avg. Stride Freq. [Hz]	2.3	2.3	2.3	2.2	2.2	2.2	2.3	2.2					
Avg. Stride Length [m]	5.1	7.7	8.1	8.0	7.8	7.5	7.4	6.9					





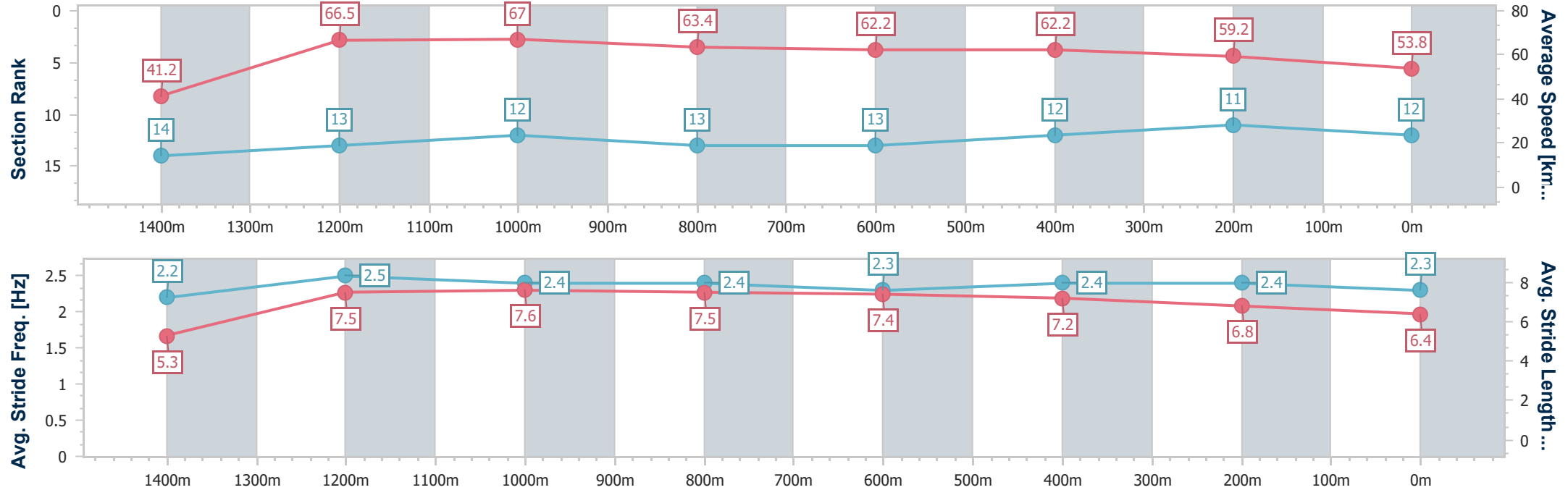
Horse/Jockey Name	Leveraged Buyout
Final Rank	12
Fastest Section Time (Section)	0:08.63 (Overall)
Top Speed [km/h] (Section)	68.1 (1200m)
Race State	Finished



Eagle FarmProfessional
Race 1: NOVA 106.9 SHOW A HEART - LISTED - 1500m
07 June 2025 - 11:09
Track Rating: Soft 5, Weather: Fine, Rail Position: +2m Entire Course



Section	Overall	1400m	1200m	1000m	800m	600m	400m	200m					
Section Times	1:31.31 [12] (0:08.63)	1:22.68 [14] (0:10.94)	1:11.74 [13] (0:10.82)	1:00.92 [12] (0:11.63)	0:49.29 [13] (0:11.94)	0:37.35 [13] (0:11.99)	0:25.36 [12] (0:11.98)	0:13.38 [11] (0:13.38)					
Average Speed [km/h]	41.2	66.5	67.0	63.4	62.2	62.2	59.2	53.8					
Top Speed [km/h]	41.8	67.7	68.1	68.0	64.6	63.3	63.6	61.1					
Avg. Dist. to Rail [m]	19.7	4.9	3.9	4.4	5.8	5.7	8.8	8.4					
Avg. Stride Freq. [Hz]	2.2	2.5	2.4	2.4	2.3	2.4	2.4	2.3					
Avg. Stride Length [m]	5.3	7.5	7.6	7.5	7.4	7.2	6.8	6.4					





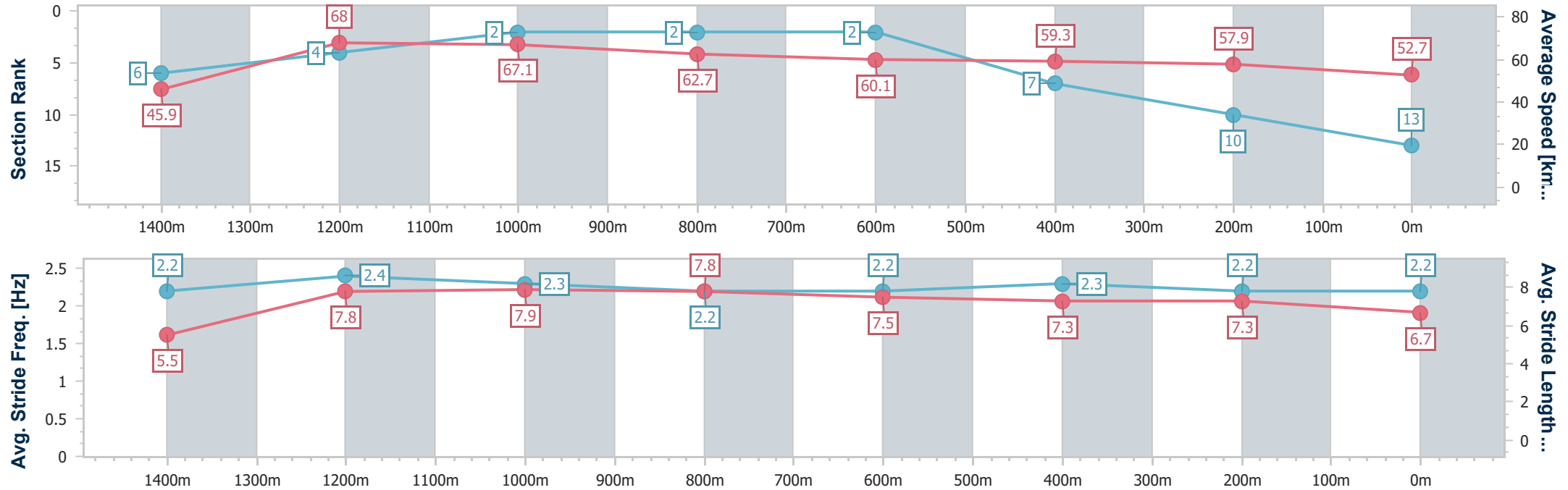
Horse/Jockey Name	Meet George
Final Rank	13
Fastest Section Time (Section)	0:08.05 (Overall)
Top Speed [km/h] (Section)	70.2 (1400m)
Race State	Finished



Eagle FarmProfessional
Race 1: NOVA 106.9 SHOW A HEART - LISTED - 1500m
07 June 2025 - 11:09
Track Rating: Soft 5, Weather: Fine, Rail Position: +2m Entire Course



Section	Overall	1400m	1200m	1000m	800m	600m	400m	200m					
Section Times	1:31.55 [13] (0:08.05)	1:23.50 [6] (0:10.64)	1:12.86 [4] (0:10.76)	1:02.10 [2] (0:11.62)	0:50.48 [2] (0:12.10)	0:38.38 [2] (0:12.19)	0:26.19 [7] (0:12.43)	0:13.76 [10] (0:13.76)					
Average Speed [km/h]	45.9	68.0	67.1	62.7	60.1	59.3	57.9	52.7					
Top Speed [km/h]	65.1	70.2	69.3	64.4	62.2	60.7	60.0	55.4					
Avg. Dist. to Rail [m]	18.4	8.9	5.4	2.3	2.4	1.2	2.0	3.0					
Avg. Stride Freq. [Hz]	2.2	2.4	2.3	2.2	2.2	2.3	2.2	2.2					
Avg. Stride Length [m]	5.5	7.8	7.9	7.8	7.5	7.3	7.3	6.7					





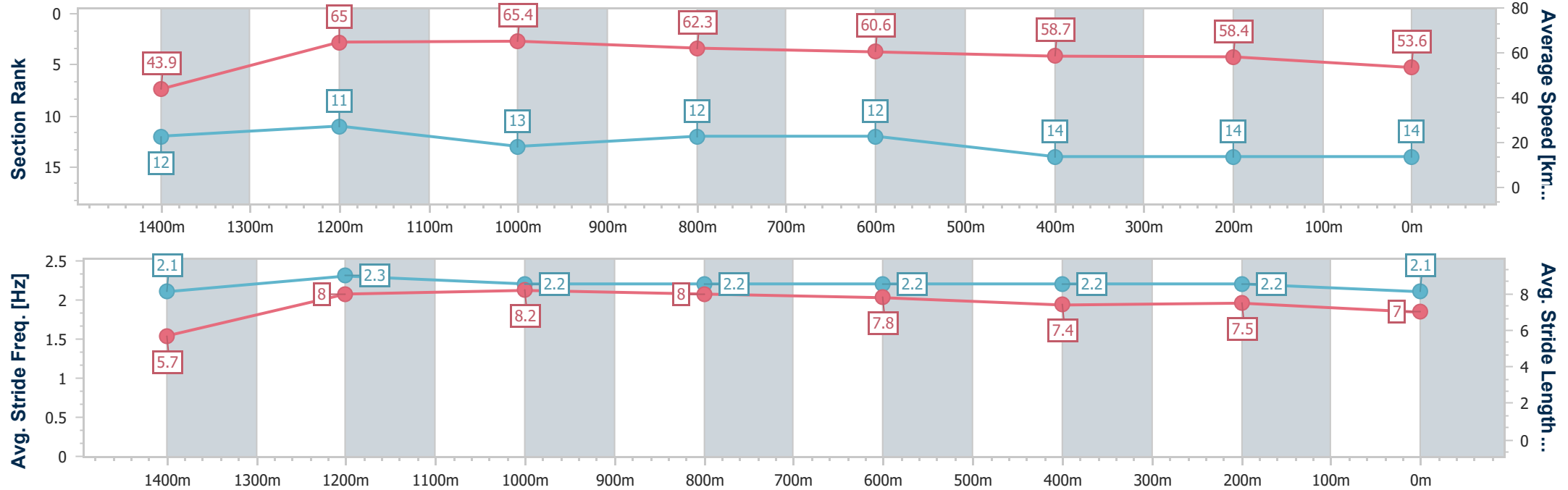
Horse/Jockey Name	Kozak Prince
Final Rank	14
Fastest Section Time (Section)	0:08.28 (Overall)
Top Speed [km/h] (Section)	66.3 (1200m)
Race State	Finished



Eagle FarmProfessional
Race 1: NOVA 106.9 SHOW A HEART - LISTED - 1500m
07 June 2025 - 11:09
Track Rating: Soft 5, Weather: Fine, Rail Position: +2m Entire Course



Section	Overall	1400m	1200m	1000m	800m	600m	400m	200m					
Section Times	1:32.08 [14] (0:08.28)	1:23.80 [12] (0:11.08)	1:12.72 [11] (0:11.04)	1:01.68 [13] (0:11.58)	0:50.10 [12] (0:11.93)	0:38.17 [12] (0:12.33)	0:25.84 [14] (0:12.33)	0:13.51 [14] (0:13.51)					
Average Speed [km/h]	43.9	65.0	65.4	62.3	60.6	58.7	58.4	53.6					
Top Speed [km/h]	62.1	66.2	66.3	64.3	62.4	61.0	61.0	56.4					
Avg. Dist. to Rail [m]	8.3	1.7	1.0	0.5	0.9	1.2	3.0	4.7					
Avg. Stride Freq. [Hz]	2.1	2.3	2.2	2.2	2.2	2.2	2.2	2.1					
Avg. Stride Length [m]	5.7	8.0	8.2	8.0	7.8	7.4	7.5	7.0					





Eagle Farm Professional

Race 2: LADBROKES LIGHTNING HANDICAP - LISTED - 1000m

07 June 2025 - 11:44



BRISBANE
RACING CLUB

Track Rating: Soft 5, Weather: Fine, Rail Position: +2m Entire Course

Section						Overall	800m	600m	400m	200m			Last 600m
Field Times						0:58.07 (0:13.14)	0:44.93 (0:10.64)	0:34.29 (0:11.13)	0:23.16 (0:11.20)	0:11.96 (0:11.96)			0:34.29
Rank	TAB	Horse/Jockey	Barrier	Top Speed [km/h]	Fastest Section						Margin		Distance Travelled [m]
1	14	VODKA MARTINI	2	68.5	0:10.90	0:58.07 [1]	0:44.88 [2]	0:33.98 [4]	0:22.95 [3]	0:11.96 [1]	0:58.07	0:33.98	
		Cejay Graham		Overall	800m	(0:13.19)	(0:10.90)	(0:11.03)	(0:10.99)	(0:11.96)			
2	11	AUSTMARR	4	69.6	0:10.87	0:58.09 [2]	0:44.71 [7]	0:33.84 [7]	0:22.68 [8]	0:11.72 [6]	0.12L	0:33.84	+2
		Kerrin McEvoy		Overall	800m	(0:13.38)	(0:10.87)	(0:11.16)	(0:10.96)	(0:11.72)			
3	13	METALART	3	68.8	0:10.91	0:58.17 [3]	0:44.77 [9]	0:33.86 [8]	0:22.77 [5]	0:11.76 [8]	0.6L	0:33.86	+1
		Michael Rodd		Overall	800m	(0:13.40)	(0:10.91)	(0:11.09)	(0:11.01)	(0:11.76)			
4	5	NETTUNO	5	69.5	0:10.81	0:58.24 [4]	0:44.64 [11]	0:33.83 [10]	0:22.66 [10]	0:11.72 [11]	1.04L	0:33.83	+1
		Craig Williams		Overall	800m	(0:13.60)	(0:10.81)	(0:11.17)	(0:10.94)	(0:11.72)			
5	4	ALL THAT PIZZAZZ	1	69.1	0:10.82	0:58.30 [5]	0:44.91 [8]	0:34.09 [6]	0:22.89 [7]	0:11.92 [7]	1.35L	0:34.09	+3
		Mark Zahra		Overall	800m	(0:13.39)	(0:10.82)	(0:11.20)	(0:10.97)	(0:11.92)			
6	2	PISANELLO	7	68.7	0:10.84	0:58.34 [6]	0:44.79 [10]	0:33.85 [11]	0:22.71 [11]	0:11.87 [10]	1.61L	0:33.85	+6
		James McDonald		800m	400m	(0:13.55)	(0:10.94)	(0:11.14)	(0:10.84)	(0:11.87)			
7	3	OUR KOBISON	11	69.8	0:10.91	0:58.35 [7]	0:44.99 [6]	0:34.00 [9]	0:22.80 [9]	0:11.89 [9]	1.66L	0:34.00	+6
		Ryan Maloney		Overall	400m	(0:13.36)	(0:10.99)	(0:11.20)	(0:10.91)	(0:11.89)			
8	7	WANDA ROX	8	69.4	0:10.86	0:58.42 [8]	0:45.28 [1]	0:34.42 [2]	0:23.35 [2]	0:12.26 [2]	2.08L	0:34.42	+5
		Tommy Berry		Overall	800m	(0:13.14)	(0:10.86)	(0:11.07)	(0:11.09)	(0:12.26)			
9	9	TIGER SHARK	9	68.7	0:10.84	0:58.45 [9]	0:45.23 [5]	0:34.30 [5]	0:23.05 [6]	0:12.21 [4]	2.24L	0:34.30	+4
		Tim Clark		800m	400m	(0:13.22)	(0:10.93)	(0:11.25)	(0:10.84)	(0:12.21)			
10	10	SHALAA'S MOMENT	12	68.5	0:10.78	0:58.57 [10]	0:44.80 [12]	0:33.87 [12]	0:22.66 [12]	0:11.88 [12]	2.98L	0:33.87	+7
		Damien Thornton		400m	400m	(0:13.77)	(0:10.93)	(0:11.21)	(0:10.78)	(0:11.88)			

Scratched: Flag Hall (#15), Termagant (#16), She Dances (#6), Manhood (#8), Perfect Mission (#17)

Report Created: Sat 7 June 2025 12:07 GMT+10 (Note: Timing is based on position data)

Page 1/14

[] Ranking at each section and finish
-:-:- No data available at this section
NA No data available

SCN Saddle cloth number
DNF Did not finish
DNT Did not track

data processed by  TRIPLESDATA



Eagle Farm Professional

Race 2: LADBROKES LIGHTNING HANDICAP - LISTED - 1000m

07 June 2025 - 11:44



BRISBANE
RACING CLUB

Track Rating: Soft 5, Weather: Fine, Rail Position: +2m Entire Course

Section						Overall	800m	600m	400m	200m	Last 600m		
Field Times						0:58.07 (0:13.14)	0:44.93 (0:10.64)	0:34.29 (0:11.13)	0:23.16 (0:11.20)	0:11.96 (0:11.96)	0:34.29		
Rank	TAB	Horse/Jockey	Barrier	Top Speed [km/h]	Fastest Section	Margin						Distance Travelled [m]	
11	1	STEADY READY	6	70.6	0:10.59	0:58.87 [11]	0:45.68 [3]	0:35.09 [1]	0:23.96 [1]	0:12.65 [3]	4.72L	0:35.09	-2
		Cody Collis		Overall	800m	(0:13.19)	(0:10.59)	(0:11.13)	(0:11.31)	(0:12.65)			
12	12	LIQUOR	10	69.6	0:10.83	0:59.06 [12]	0:45.87 [4]	0:35.04 [3]	0:23.80 [4]	0:12.74 [5]	5.85L	0:35.04	+5
		Angela Jones		800m	800m	(0:13.19)	(0:10.83)	(0:11.24)	(0:11.06)	(0:12.74)			

Scratched: Flag Hall (#15), Termagant (#16), She Dances (#6), Manhood (#8), Perfect Mission (#17)



Horse/Jockey Name	Vodka Martini
Final Rank	1
Fastest Section Time (Section)	0:10.90 (800m)
Top Speed [km/h] (Section)	68.5 (Overall)
Race State	Finished

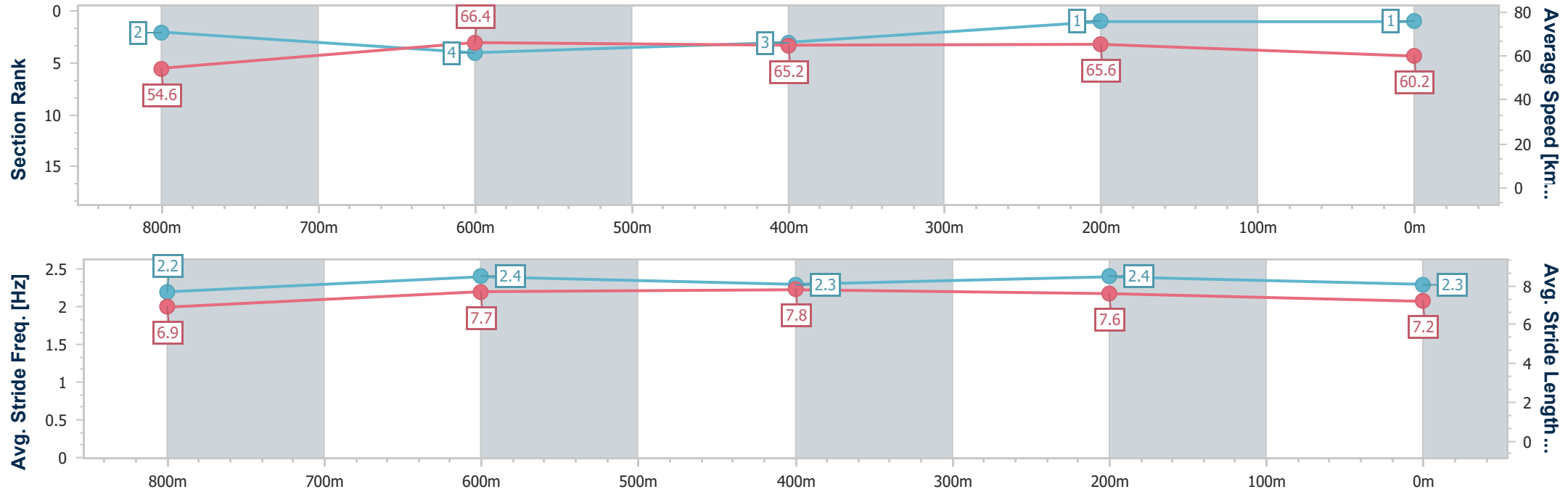


Eagle FarmProfessional
Race 2: LADBROKES LIGHTNING HANDICAP - LISTED - 1000m
07 June 2025 - 11:44
Track Rating: Soft 5, Weather: Fine, Rail Position: +2m Entire Course



BRISBANE
RACING CLUB

Section	Overall	800m	600m	400m	200m								
Section Times	0:58.07 [1] (0:13.19)	0:44.88 [2] (0:10.90)	0:33.98 [4] (0:11.03)	0:22.95 [3] (0:10.99)	0:11.96 [1] (0:11.96)								
Average Speed [km/h]	54.6	66.4	65.2	65.6	60.2								
Top Speed [km/h]	68.5	67.6	66.5	66.5	64.7								
Avg. Dist. to Rail [m]	2.7	0.8	0.5	3.0	6.1								
Avg. Stride Freq. [Hz]	2.2	2.4	2.3	2.4	2.3								
Avg. Stride Length [m]	6.9	7.7	7.8	7.6	7.2								



- [] Ranking at each section and finish
- .-.- No data available at this section
- NA No data available



Horse/Jockey Name	Austmarr
Final Rank	2
Fastest Section Time (Section)	0:10.87 (800m)
Top Speed [km/h] (Section)	69.6 (Overall)
Race State	Finished



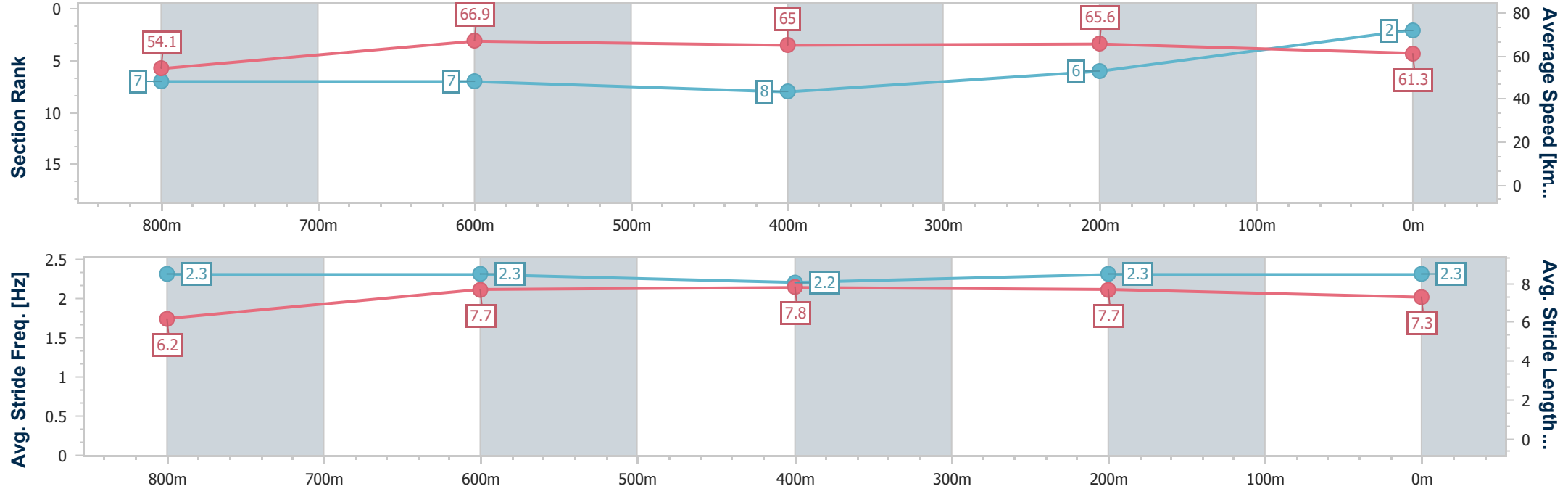
Eagle FarmProfessional
Race 2: LADBROKES LIGHTNING HANDICAP - LISTED - 1000m



07 June 2025 - 11:44
Track Rating: Soft 5, Weather: Fine, Rail Position: +2m Entire Course

BRISBANE
RACING CLUB

Section	Overall	800m	600m	400m	200m														
Section Times	0:58.09 [2] (0:13.38)	0:44.71 [7] (0:10.87)	0:33.84 [7] (0:11.16)	0:22.68 [8] (0:10.96)	0:11.72 [6] (0:11.72)														
Average Speed [km/h]	54.1	66.9	65.0	65.6	61.3														
Top Speed [km/h]	69.6	69.0	65.5	66.5	64.5														
Avg. Dist. to Rail [m]	4.4	2.0	1.2	7.3	10.4														
Avg. Stride Freq. [Hz]	2.3	2.3	2.2	2.3	2.3														
Avg. Stride Length [m]	6.2	7.7	7.8	7.7	7.3														



- [] Ranking at each section and finish
- .-.- No data available at this section
- NA No data available



Horse/Jockey Name	Metalart
Final Rank	3
Fastest Section Time (Section)	0:10.91 (800m)
Top Speed [km/h] (Section)	68.8 (Overall)
Race State	Finished



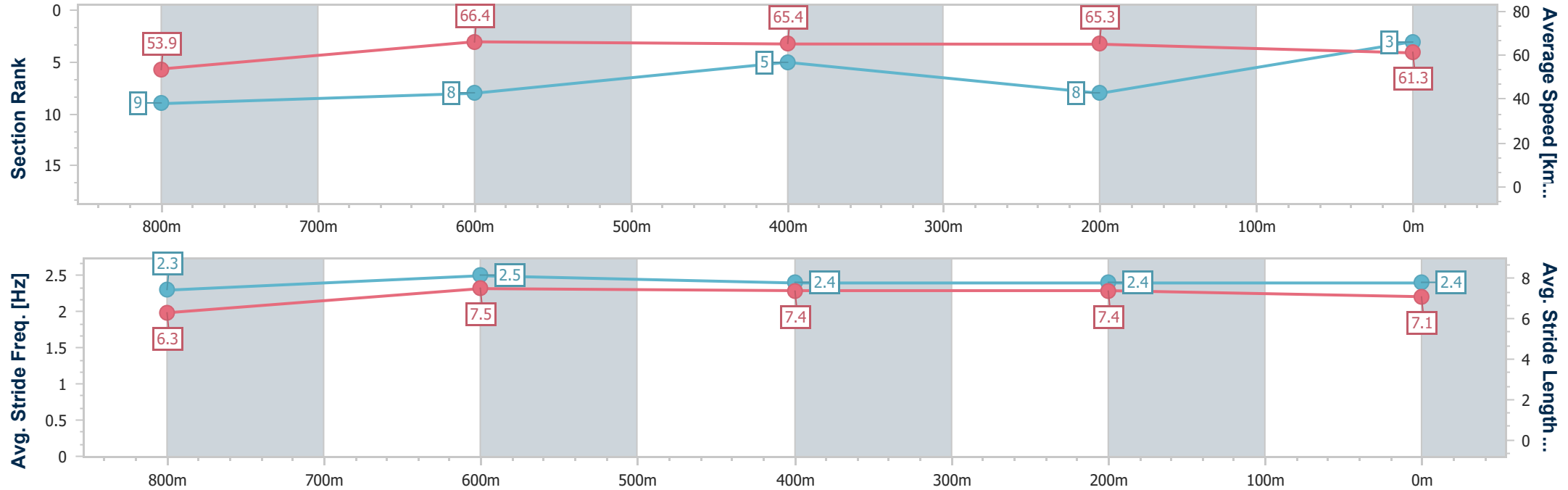
Eagle FarmProfessional
Race 2: LADBROKES LIGHTNING HANDICAP - LISTED - 1000m



07 June 2025 - 11:44
Track Rating: Soft 5, Weather: Fine, Rail Position: +2m Entire Course

BRISBANE
RACING CLUB

Section	Overall	800m	600m	400m	200m										
Section Times	0:58.17 [3] (0:13.40)	0:44.77 [9] (0:10.91)	0:33.86 [8] (0:11.09)	0:22.77 [5] (0:11.01)	0:11.76 [8] (0:11.76)										
Average Speed [km/h]	53.9	66.4	65.4	65.3	61.3										
Top Speed [km/h]	68.8	68.4	66.3	66.9	64.2										
Avg. Dist. to Rail [m]	3.3	1.4	1.5	5.6	5.2										
Avg. Stride Freq. [Hz]	2.3	2.5	2.4	2.4	2.4										
Avg. Stride Length [m]	6.3	7.5	7.4	7.4	7.1										



- [] Ranking at each section and finish
- .-.- No data available at this section
- NA No data available



Horse/Jockey Name	Nettuno
Final Rank	4
Fastest Section Time (Section)	0:10.81 (800m)
Top Speed [km/h] (Section)	69.5 (Overall)
Race State	Finished



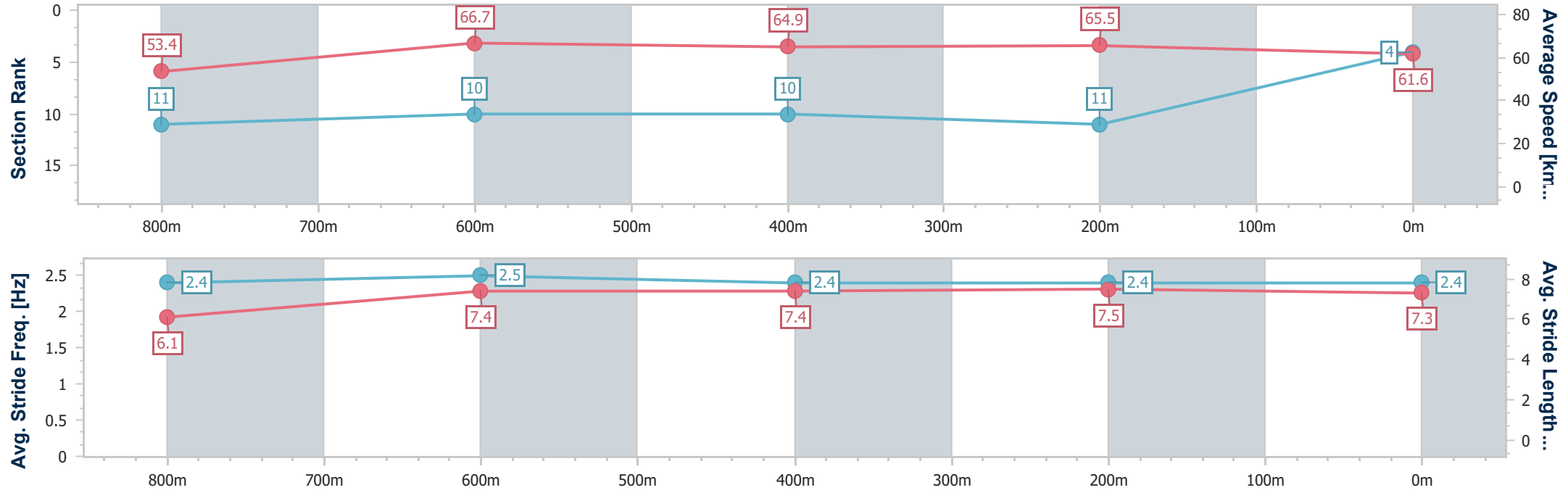
Eagle FarmProfessional
Race 2: LADBROKES LIGHTNING HANDICAP - LISTED - 1000m



07 June 2025 - 11:44
Track Rating: Soft 5, Weather: Fine, Rail Position: +2m Entire Course

BRISBANE
RACING CLUB

Section	Overall	800m	600m	400m	200m									
Section Times	0:58.24 [4] (0:13.60)	0:44.64 [11] (0:10.81)	0:33.83 [10] (0:11.17)	0:22.66 [10] (0:10.94)	0:11.72 [11] (0:11.72)									
Average Speed [km/h]	53.4	66.7	64.9	65.5	61.6									
Top Speed [km/h]	69.5	69.5	66.2	67.6	63.7									
Avg. Dist. to Rail [m]	4.4	0.8	1.0	3.0	1.7									
Avg. Stride Freq. [Hz]	2.4	2.5	2.4	2.4	2.4									
Avg. Stride Length [m]	6.1	7.4	7.4	7.5	7.3									



[] Ranking at each section and finish
-.-.- No data available at this section
NA No data available



Horse/Jockey Name	All That Pizzazz
Final Rank	5
Fastest Section Time (Section)	0:10.82 (800m)
Top Speed [km/h] (Section)	69.1 (Overall)
Race State	Finished



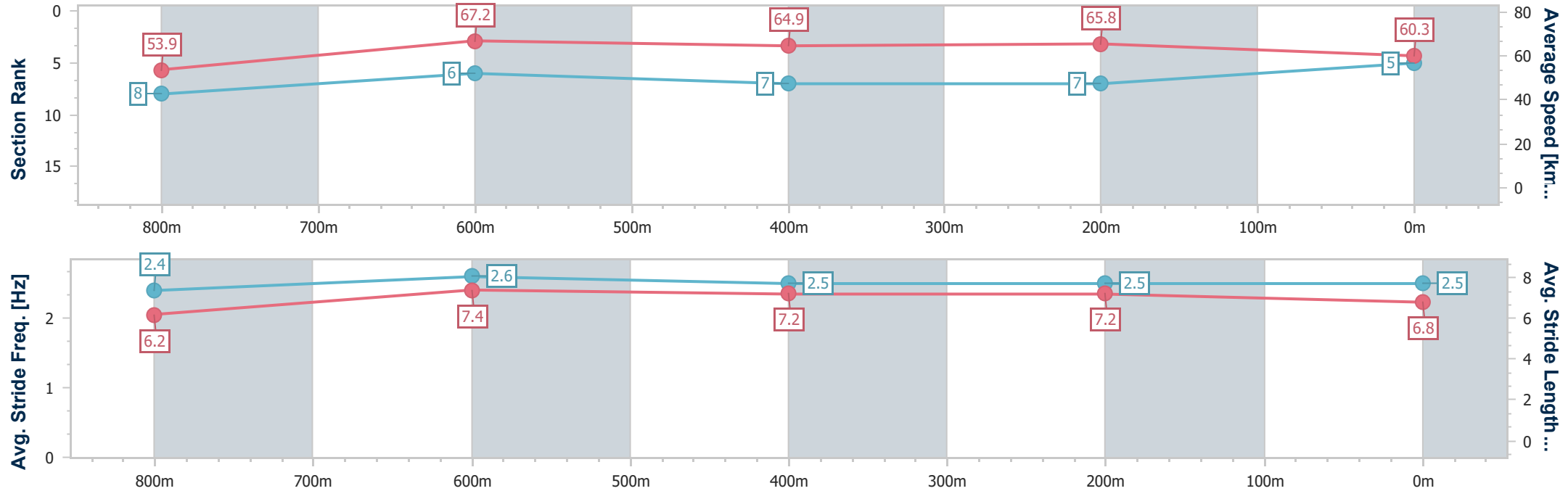
Eagle FarmProfessional
Race 2: LADBROKES LIGHTNING HANDICAP - LISTED - 1000m



07 June 2025 - 11:44
Track Rating: Soft 5, Weather: Fine, Rail Position: +2m Entire Course

BRISBANE
RACING CLUB

Section	Overall	800m	600m	400m	200m										
Section Times	0:58.30 [5] (0:13.39)	0:44.91 [8] (0:10.82)	0:34.09 [6] (0:11.20)	0:22.89 [7] (0:10.97)	0:11.92 [7] (0:11.92)										
Average Speed [km/h]	53.9	67.2	64.9	65.8	60.3										
Top Speed [km/h]	69.1	68.8	66.0	67.1	64.8										
Avg. Dist. to Rail [m]	1.7	2.0	2.3	5.9	4.7										
Avg. Stride Freq. [Hz]	2.4	2.6	2.5	2.5	2.5										
Avg. Stride Length [m]	6.2	7.4	7.2	7.2	6.8										





Horse/Jockey Name	Pisanello
Final Rank	6
Fastest Section Time (Section)	0:10.84 (400m)
Top Speed [km/h] (Section)	68.7 (800m)
Race State	Finished

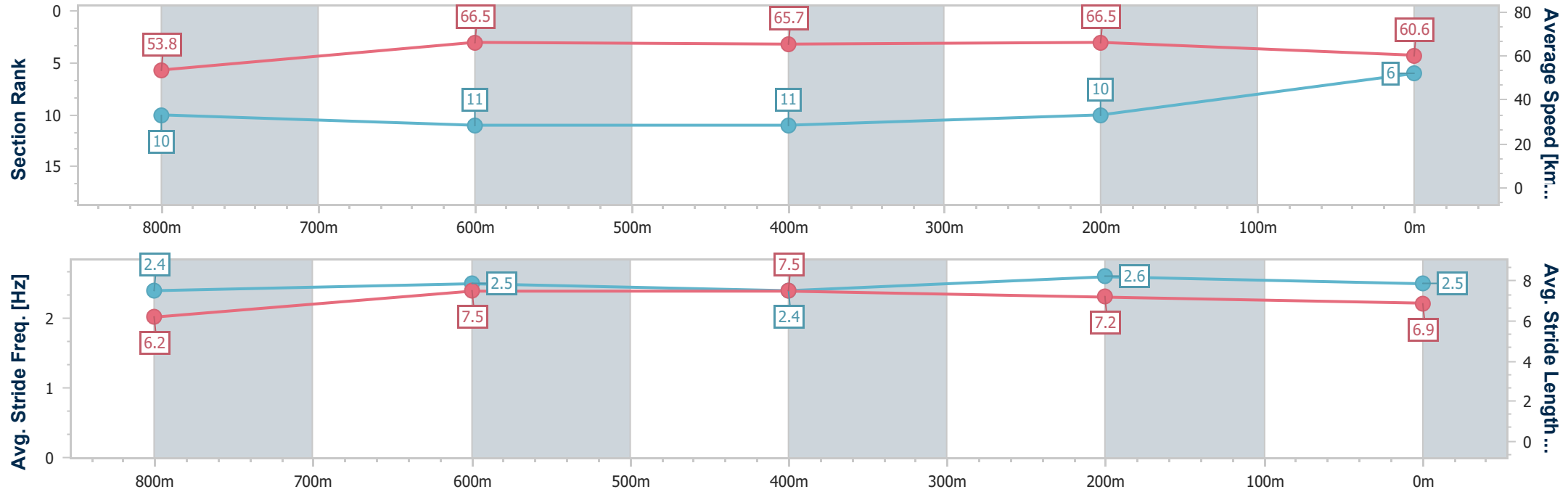


Eagle FarmProfessional
Race 2: LADBROKES LIGHTNING HANDICAP - LISTED - 1000m
07 June 2025 - 11:44
Track Rating: Soft 5, Weather: Fine, Rail Position: +2m Entire Course



BRISBANE
RACING CLUB

Section	Overall	800m	600m	400m	200m										
Section Times	0:58.34 [6] (0:13.55)	0:44.79 [10] (0:10.94)	0:33.85 [11] (0:11.14)	0:22.71 [11] (0:10.84)	0:11.87 [10] (0:11.87)										
Average Speed [km/h]	53.8	66.5	65.7	66.5	60.6										
Top Speed [km/h]	67.5	68.7	67.5	68.5	64.9										
Avg. Dist. to Rail [m]	5.8	2.7	3.0	8.9	10.9										
Avg. Stride Freq. [Hz]	2.4	2.5	2.4	2.6	2.5										
Avg. Stride Length [m]	6.2	7.5	7.5	7.2	6.9										





Horse/Jockey Name	Our Kobison
Final Rank	7
Fastest Section Time (Section)	0:10.91 (400m)
Top Speed [km/h] (Section)	69.8 (Overall)
Race State	Finished

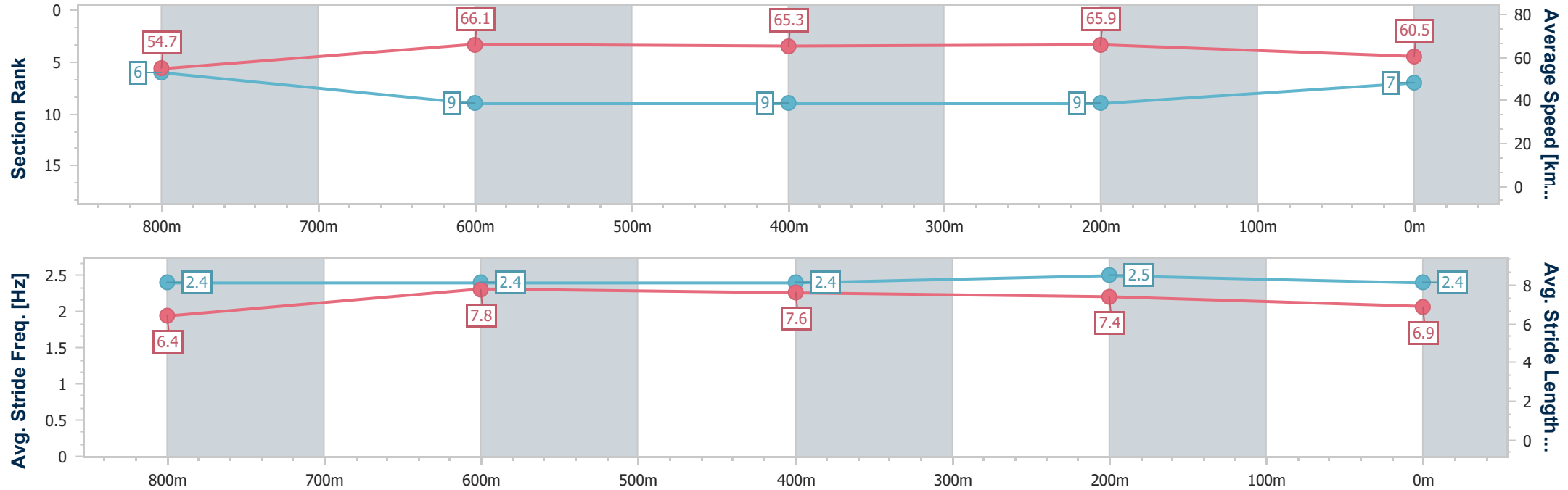


Eagle FarmProfessional
Race 2: LADBROKES LIGHTNING HANDICAP - LISTED - 1000m
07 June 2025 - 11:44
Track Rating: Soft 5, Weather: Fine, Rail Position: +2m Entire Course



BRISBANE
RACING CLUB

Section	Overall	800m	600m	400m	200m										
Section Times	0:58.35 [7] (0:13.36)	0:44.99 [6] (0:10.99)	0:34.00 [9] (0:11.20)	0:22.80 [9] (0:10.91)	0:11.89 [9] (0:11.89)										
Average Speed [km/h]	54.7	66.1	65.3	65.9	60.5										
Top Speed [km/h]	69.8	69.1	67.3	67.2	64.8										
Avg. Dist. to Rail [m]	8.5	2.8	2.5	7.9	10.8										
Avg. Stride Freq. [Hz]	2.4	2.4	2.4	2.5	2.4										
Avg. Stride Length [m]	6.4	7.8	7.6	7.4	6.9										





Horse/Jockey Name	Wanda Rox
Final Rank	8
Fastest Section Time (Section)	0:10.86 (800m)
Top Speed [km/h] (Section)	69.4 (Overall)
Race State	Finished



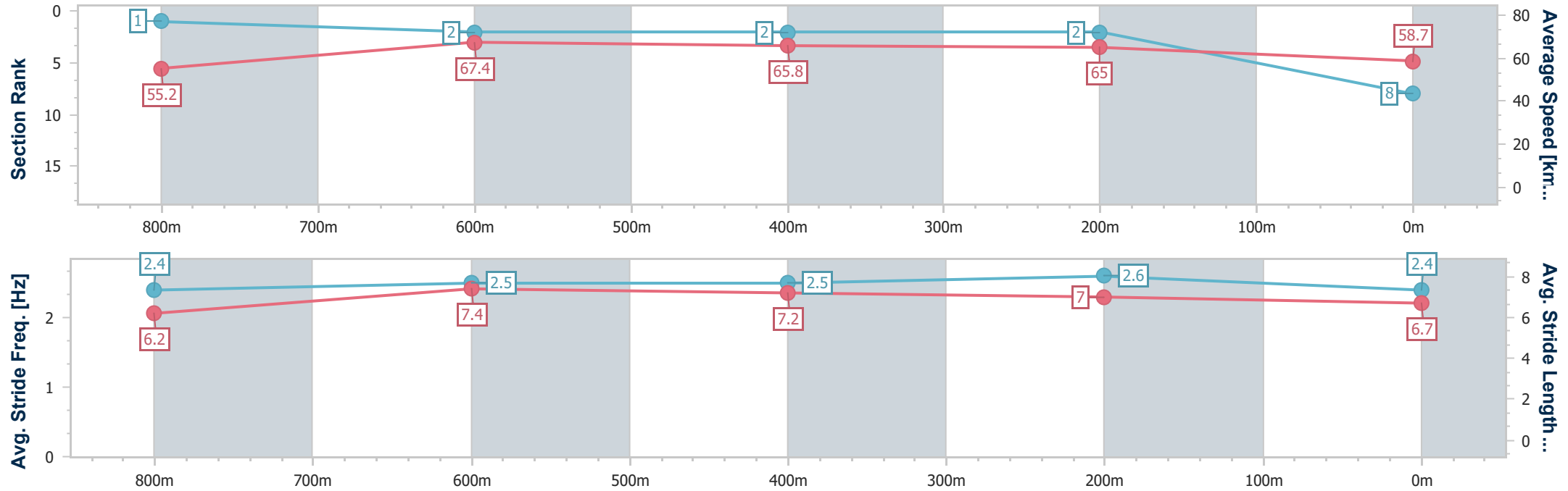
Eagle FarmProfessional
Race 2: LADBROKES LIGHTNING HANDICAP - LISTED - 1000m



07 June 2025 - 11:44
Track Rating: Soft 5, Weather: Fine, Rail Position: +2m Entire Course

BRISBANE
RACING CLUB

Section	Overall	800m	600m	400m	200m										
Section Times	0:58.42 [8] (0:13.14)	0:45.28 [1] (0:10.86)	0:34.42 [2] (0:11.07)	0:23.35 [2] (0:11.09)	0:12.26 [2] (0:12.26)										
Average Speed [km/h]	55.2	67.4	65.8	65.0	58.7										
Top Speed [km/h]	69.4	68.7	66.8	66.4	62.7										
Avg. Dist. to Rail [m]	6.3	3.1	2.7	6.9	7.1										
Avg. Stride Freq. [Hz]	2.4	2.5	2.5	2.6	2.4										
Avg. Stride Length [m]	6.2	7.4	7.2	7.0	6.7										



- [] Ranking at each section and finish
- .-.- No data available at this section
- NA No data available



Horse/Jockey Name	Tiger Shark
Final Rank	9
Fastest Section Time (Section)	0:10.84 (400m)
Top Speed [km/h] (Section)	68.7 (800m)
Race State	Finished

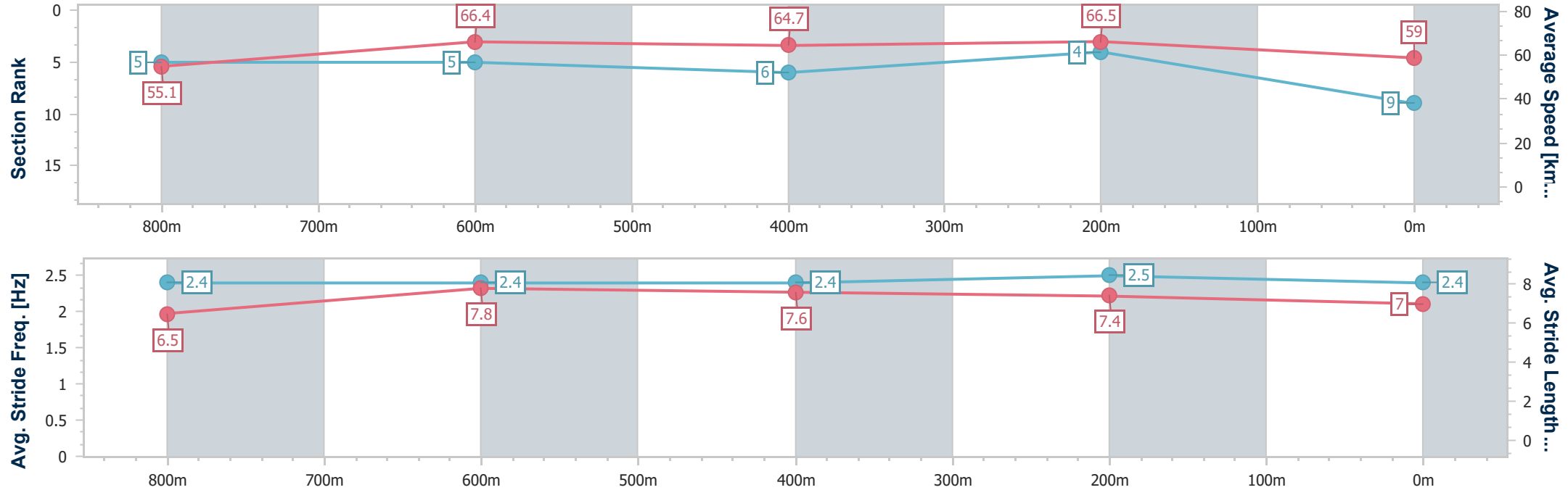


Eagle FarmProfessional
Race 2: LADBROKES LIGHTNING HANDICAP - LISTED - 1000m
07 June 2025 - 11:44
Track Rating: Soft 5, Weather: Fine, Rail Position: +2m Entire Course



BRISBANE
RACING CLUB

Section	Overall	800m	600m	400m	200m										
Section Times	0:58.45 [9] (0:13.22)	0:45.23 [5] (0:10.93)	0:34.30 [5] (0:11.25)	0:23.05 [6] (0:10.84)	0:12.21 [4] (0:12.21)										
Average Speed [km/h]	55.1	66.4	64.7	66.5	59.0										
Top Speed [km/h]	68.4	68.7	67.3	67.7	63.1										
Avg. Dist. to Rail [m]	7.6	2.5	2.4	7.0	9.1										
Avg. Stride Freq. [Hz]	2.4	2.4	2.4	2.5	2.4										
Avg. Stride Length [m]	6.5	7.8	7.6	7.4	7.0										





Horse/Jockey Name	Shalaa's Moment
Final Rank	10
Fastest Section Time (Section)	0:10.78 (400m)
Top Speed [km/h] (Section)	68.5 (400m)
Race State	Finished

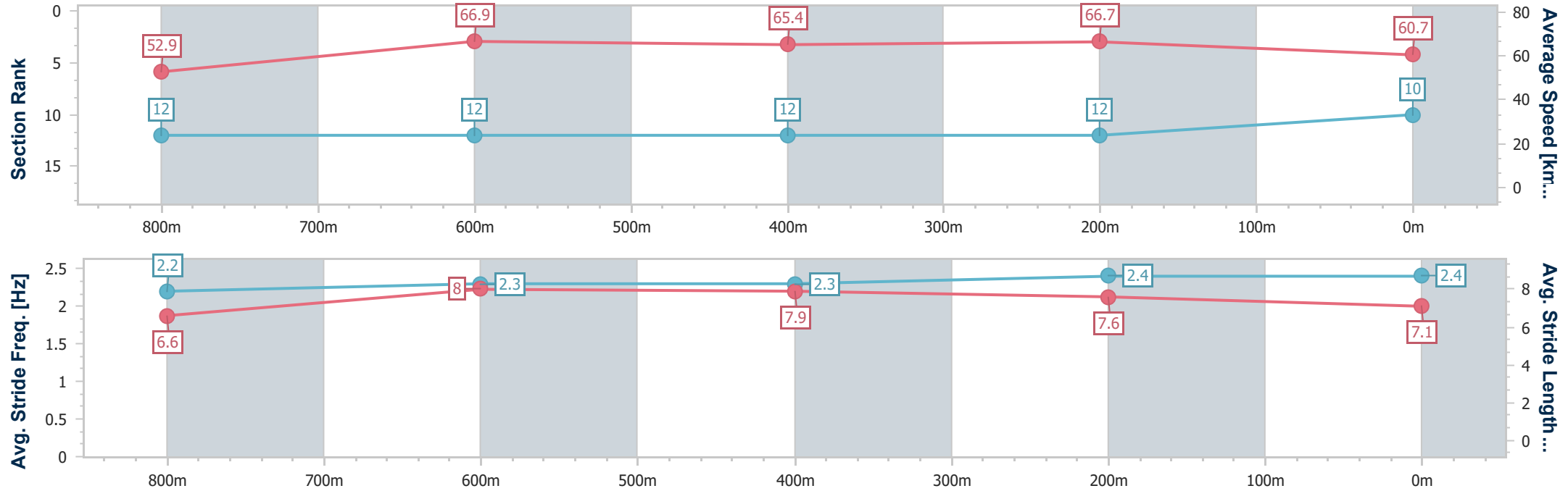


Eagle FarmProfessional
Race 2: LADBROKES LIGHTNING HANDICAP - LISTED - 1000m
07 June 2025 - 11:44
Track Rating: Soft 5, Weather: Fine, Rail Position: +2m Entire Course



BRISBANE
RACING CLUB

Section	Overall	800m	600m	400m	200m										
Section Times	0:58.57 [10] (0:13.77)	0:44.80 [12] (0:10.93)	0:33.87 [12] (0:11.21)	0:22.66 [12] (0:10.78)	0:11.88 [12] (0:11.88)										
Average Speed [km/h]	52.9	66.9	65.4	66.7	60.7										
Top Speed [km/h]	67.9	68.1	66.6	68.5	65.1										
Avg. Dist. to Rail [m]	9.3	3.0	3.6	9.9	12.7										
Avg. Stride Freq. [Hz]	2.2	2.3	2.3	2.4	2.4										
Avg. Stride Length [m]	6.6	8.0	7.9	7.6	7.1										





Horse/Jockey Name	Steady Ready
Final Rank	11
Fastest Section Time (Section)	0:10.59 (800m)
Top Speed [km/h] (Section)	70.6 (Overall)
Race State	Finished

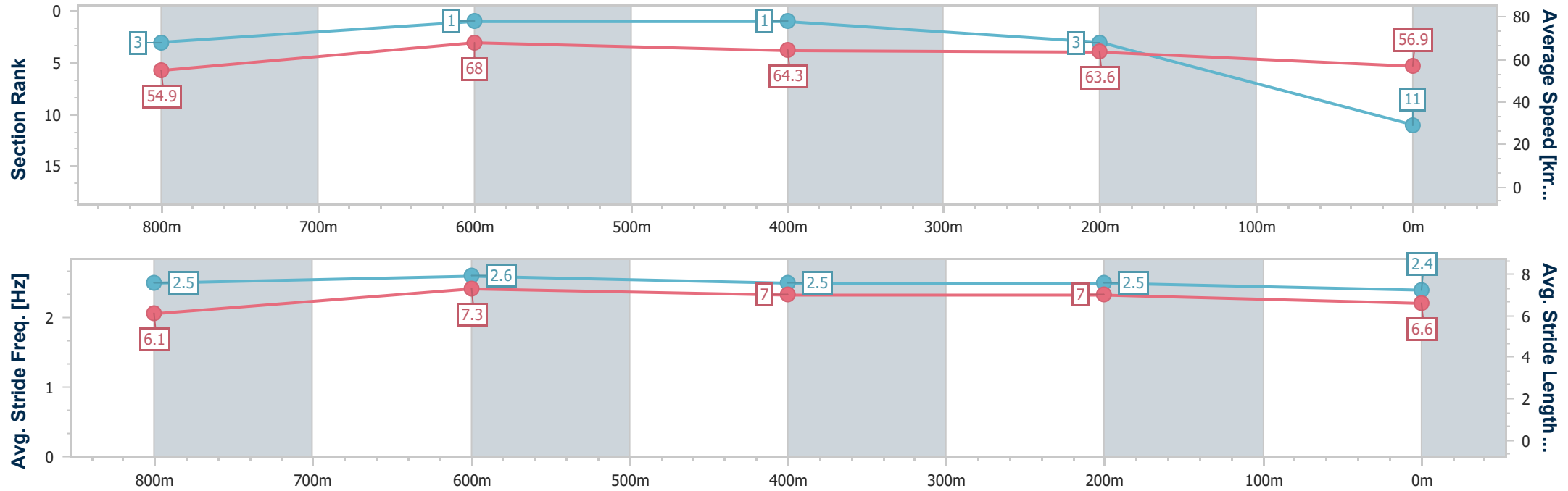


Eagle FarmProfessional
Race 2: LADBROKES LIGHTNING HANDICAP - LISTED - 1000m
07 June 2025 - 11:44
Track Rating: Soft 5, Weather: Fine, Rail Position: +2m Entire Course



BRISBANE
RACING CLUB

Section	Overall	800m	600m	400m	200m										
Section Times	0:58.87 [11] (0:13.19)	0:45.68 [3] (0:10.59)	0:35.09 [1] (0:11.13)	0:23.96 [1] (0:11.31)	0:12.65 [3] (0:12.65)										
Average Speed [km/h]	54.9	68.0	64.3	63.6	56.9										
Top Speed [km/h]	70.6	70.6	66.4	65.4	61.0										
Avg. Dist. to Rail [m]	4.0	0.6	1.0	3.3	5.5										
Avg. Stride Freq. [Hz]	2.5	2.6	2.5	2.5	2.4										
Avg. Stride Length [m]	6.1	7.3	7.0	7.0	6.6										





Horse/Jockey Name	Liquor
Final Rank	12
Fastest Section Time (Section)	0:10.83 (800m)
Top Speed [km/h] (Section)	69.6 (800m)
Race State	Finished

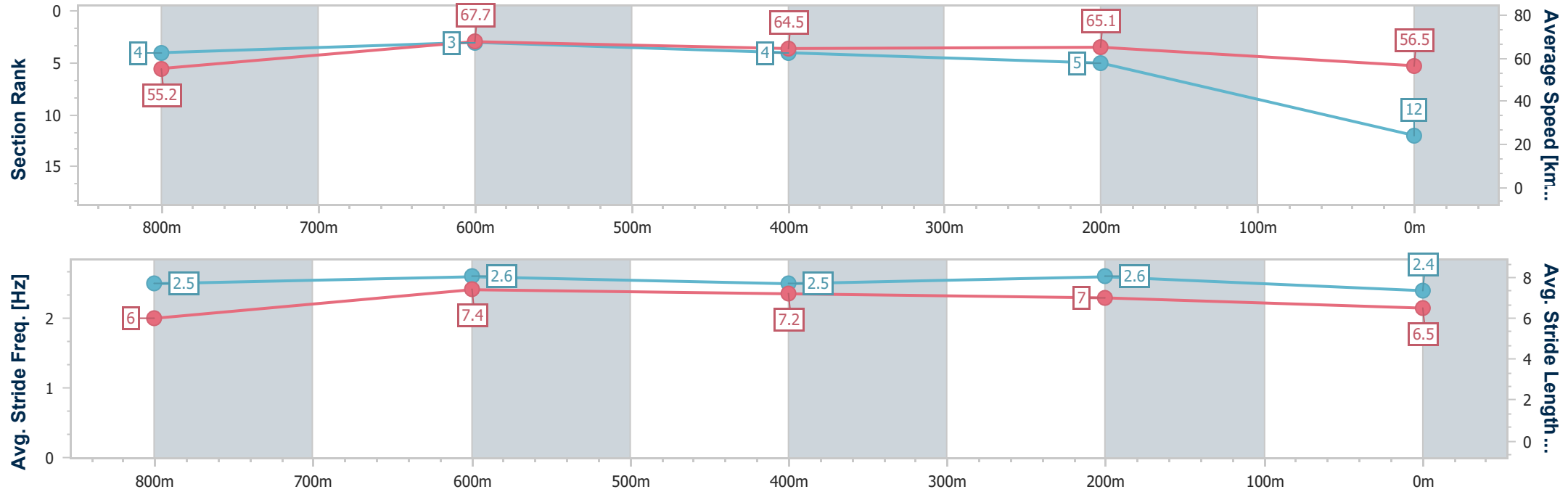


Eagle FarmProfessional
Race 2: LADBROKES LIGHTNING HANDICAP - LISTED - 1000m
07 June 2025 - 11:44
Track Rating: Soft 5, Weather: Fine, Rail Position: +2m Entire Course



BRISBANE
RACING CLUB

Section	Overall	800m	600m	400m	200m										
Section Times	0:59.06 [12] (0:13.19)	0:45.87 [4] (0:10.83)	0:35.04 [3] (0:11.24)	0:23.80 [4] (0:11.06)	0:12.74 [5] (0:12.74)										
Average Speed [km/h]	55.2	67.7	64.5	65.1	56.5										
Top Speed [km/h]	69.6	69.6	66.0	66.4	62.8										
Avg. Dist. to Rail [m]	8.0	3.7	1.3	5.5	8.5										
Avg. Stride Freq. [Hz]	2.5	2.6	2.5	2.6	2.4										
Avg. Stride Length [m]	6.0	7.4	7.2	7.0	6.5										





Eagle Farm Professional

Race 3: MAGIC MILLIONS NATIONAL CLASSIC - 1600m

07 June 2025 - 12:19



BRISBANE
RACING CLUB

Track Rating: Soft 5, Weather: Fine, Rail Position: +2m Entire Course

Section					Overall	1400m	1200m	1000m	800m	600m	400m	Last 600m		
Field Times					1:35.77 (0:13.55)	1:22.22 (0:11.10)	1:11.12 (0:11.42)	0:59.70 (0:12.02)	0:47.68 (0:11.92)	0:35.76 (0:11.80)	0:23.96 (0:11.62)	0:35.76		
Rank	TAB	Horse/Jockey	Barrier	Top Speed [km/h]	Fastest Section									Distance Travelled [m]
1	16	ADIELLA	11	66.1	0:11.28	1:35.77 [1]	1:22.22 [1]	1:10.94 [3]	0:59.34 [3]	0:47.31 [3]	0:35.40 [3]	0:23.79 [2]	0:35.40	
		Nikita Beriman		Overall	1400m	(0:13.55)	(0:11.28)	(0:11.60)	(0:12.03)	(0:11.91)	(0:11.61)	(0:11.47)		
2	7	VIVY AIR	7	65.5	0:11.25	1:35.80 [2]	1:21.95 [6]	1:10.50 [6]	0:58.78 [6]	0:46.84 [6]	0:34.98 [7]	0:23.46 [6]	0:34.98	+2
		Jason Collett		400m	400m	(0:13.85)	(0:11.45)	(0:11.72)	(0:11.94)	(0:11.86)	(0:11.52)	(0:11.25)		
3	6	OSMOSE	2	64.8	0:11.41	1:36.08 [3]	1:22.42 [3]	1:11.01 [5]	0:59.35 [5]	0:47.31 [5]	0:35.42 [5]	0:23.88 [4]	0:35.42	-2
		Jake Bayliss		600m	1400m	(0:13.66)	(0:11.41)	(0:11.66)	(0:12.04)	(0:11.89)	(0:11.54)	(0:11.50)		
4	11	EXOTIQUE MISS	10	68.3	0:11.10	1:36.09 [4]	1:22.54 [2]	1:11.44 [1]	1:00.02 [1]	0:48.00 [1]	0:36.08 [1]	0:24.28 [1]	0:36.08	-5
		Rachel King		Overall	1400m	(0:13.55)	(0:11.10)	(0:11.42)	(0:12.02)	(0:11.92)	(0:11.80)	(0:11.62)		
5	8	MARE OF MT BULLER	12	65.7	0:11.25	1:36.17 [5]	1:21.87 [10]	1:10.41 [10]	0:58.59 [10]	0:46.58 [11]	0:34.96 [11]	0:23.58 [8]	0:34.96	-3
		James McDonald		400m	400m	(0:14.30)	(0:11.46)	(0:11.82)	(0:12.01)	(0:11.62)	(0:11.38)	(0:11.25)		
6	13	POETIC DRAMA	6	65.2	0:11.38	1:36.34 [6]	1:22.34 [7]	1:10.88 [8]	0:58.99 [8]	0:47.01 [9]	0:35.17 [10]	0:23.69 [11]	0:35.17	+2
		Angela Jones		Overall	400m	(0:14.00)	(0:11.46)	(0:11.89)	(0:11.98)	(0:11.84)	(0:11.48)	(0:11.38)		
7	2	PULCHRITUDINOUS	8	65.1	0:11.39	1:36.41 [7]	1:22.10 [11]	1:10.54 [11]	0:58.75 [12]	0:46.98 [10]	0:35.28 [9]	0:23.77 [10]	0:35.28	+10
		Tim Clark		600m	400m	(0:14.31)	(0:11.56)	(0:11.79)	(0:11.77)	(0:11.70)	(0:11.51)	(0:11.39)		
8	5	THALASSOPHILE	3	64.6	0:11.43	1:36.41 [8]	1:21.94 [12]	1:10.47 [12]	0:58.87 [9]	0:47.09 [8]	0:35.31 [8]	0:23.80 [9]	0:35.31	-2
		Tommy Berry		400m	400m	(0:14.47)	(0:11.47)	(0:11.60)	(0:11.78)	(0:11.78)	(0:11.51)	(0:11.43)		
9	3	MISS JOELENE	14	65.5	0:11.27	1:36.43 [9]	1:21.87 [14]	1:10.29 [14]	0:58.43 [14]	0:46.65 [14]	0:34.99 [13]	0:23.45 [14]	0:34.99	-1
		Cejay Graham		400m	400m	(0:14.56)	(0:11.58)	(0:11.86)	(0:11.78)	(0:11.66)	(0:11.54)	(0:11.27)		
10	9	LITTLE MIX	4	64.6	0:11.40	1:36.45 [10]	1:22.42 [8]	1:11.02 [7]	0:59.37 [7]	0:47.47 [7]	0:35.68 [6]	0:23.95 [7]	0:35.68	-4
		Ethan Brown		1400m	1400m	(0:14.03)	(0:11.40)	(0:11.65)	(0:11.90)	(0:11.79)	(0:11.73)	(0:11.60)		

Scratched: Vibrant Sun (#4), Topanga (#14), Queen Of Dragons (#15)

Report Created: Sat 7 June 2025 12:38 GMT+10 (Note: Timing is based on position data)

Page 1/18

[] Ranking at each section and finish
-:-:- No data available at this section
NA No data available

SCN Saddle cloth number
DNF Did not finish
DNT Did not track

data processed by  TRIPLESDATA



Eagle Farm Professional

Race 3: MAGIC MILLIONS NATIONAL CLASSIC - 1600m

07 June 2025 - 12:19



BRISBANE
RACING CLUB

Track Rating: Soft 5, Weather: Fine, Rail Position: +2m Entire Course

Section					Overall	1400m	1200m	1000m	800m	600m	400m	Last 600m		
Field Times					1:35.77 (0:13.55)	1:22.22 (0:11.10)	1:11.12 (0:11.42)	0:59.70 (0:12.02)	0:47.68 (0:11.92)	0:35.76 (0:11.80)	0:23.96 (0:11.62)	0:35.76		
Rank	TAB	Horse/Jockey	Barrier	Top Speed [km/h]	Fastest Section								Distance Travelled [m]	
11	1	LEKVARTE	5	65.1	0:11.37	1:37.01 [11]	1:22.46 [13]	1:10.91 [13]	0:59.22 [13]	0:47.35 [13]	0:35.55 [14]	0:24.18 [13]	0:35.55	-11
		Joshua Parr		400m	600m	(0:14.55)	(0:11.55)	(0:11.69)	(0:11.87)	(0:11.80)	(0:11.37)	(0:11.41)		
12	10	ROSE BLOOM	9	64.3	0:11.40	1:37.09 [12]	1:22.89 [9]	1:11.36 [9]	0:59.45 [11]	0:47.45 [12]	0:35.66 [12]	0:24.26 [12]	0:35.66	-5
		Ryan Maloney		400m	600m	(0:14.20)	(0:11.53)	(0:11.91)	(0:12.00)	(0:11.79)	(0:11.40)	(0:11.50)		
13	17	PREMISE	13	67.2	0:10.93	1:37.38 [13]	1:23.54 [5]	1:12.61 [2]	1:01.20 [2]	0:49.10 [2]	0:37.21 [2]	0:25.37 [3]	0:37.21	+0
		Andrew Mallyon		1400m	1400m	(0:13.84)	(0:10.93)	(0:11.41)	(0:12.10)	(0:11.89)	(0:11.84)	(0:12.04)		
14	12	ARTS OBJECT	1	64.4	0:11.31	1:37.48 [14]	1:23.77 [4]	1:12.46 [4]	1:00.91 [4]	0:48.99 [4]	0:37.11 [4]	0:25.19 [5]	0:37.11	-4
		Craig Williams		Overall	1400m	(0:13.71)	(0:11.31)	(0:11.55)	(0:11.92)	(0:11.88)	(0:11.92)	(0:11.95)		

Scratched: Vibrant Sun (#4), Topanga (#14), Queen Of Dragons (#15)



Eagle Farm Professional

Race 3: MAGIC MILLIONS NATIONAL CLASSIC - 1600m

07 June 2025 - 12:19



BRISBANE
RACING CLUB

Track Rating: Soft 5, Weather: Fine, Rail Position: +2m Entire Course

Section Field Times				200m 0:12.34 (0:12.34)				Last 600m 0:35.76	
Rank	TAB	Horse/Jockey	Barrier	Top Speed [km/h]	Fastest Section	Margin		Distance Travelled [m]	
1	16	ADIELLA	11	66.1	0:11.28	0:12.32 [2]	1:35.77	0:35.40	
		Nikita Beriman		Overall	1400m	(0:12.32)			
2	7	VIVY AIR	7	65.5	0:11.25	0:12.21 [3]	0.13L	0:34.98	+2
		Jason Collett		400m	400m	(0:12.21)			
3	6	OSMOSE	2	64.8	0:11.41	0:12.38 [4]	1.82L	0:35.42	-2
		Jake Bayliss		600m	1400m	(0:12.38)			
4	11	EXOTIQUE MISS	10	68.3	0:11.10	0:12.66 [1]	1.87L	0:36.08	-5
		Rachel King		Overall	1400m	(0:12.66)			
5	8	MARE OF MT BULLER	12	65.7	0:11.25	0:12.33 [5]	2.3L	0:34.96	-3
		James McDonald		400m	400m	(0:12.33)			
6	13	POETIC DRAMA	6	65.2	0:11.38	0:12.31 [7]	3.35L	0:35.17	+2
		Angela Jones		Overall	400m	(0:12.31)			
7	2	PULCHRITUDINOUS	8	65.1	0:11.39	0:12.38 [6]	3.72L	0:35.28	+10
		Tim Clark		600m	400m	(0:12.38)			
8	5	THALASSOPHILE	3	64.6	0:11.43	0:12.37 [8]	3.75L	0:35.31	-2
		Tommy Berry		400m	400m	(0:12.37)			
9	3	MISS JOELENE	14	65.5	0:11.27	0:12.18 [13]	3.83L	0:34.99	-1
		Cejay Graham		400m	400m	(0:12.18)			
10	9	LITTLE MIX	4	64.6	0:11.40	0:12.35 [10]	3.98L	0:35.68	-4
		Ethan Brown		1400m	1400m	(0:12.35)			

Scratched: Vibrant Sun (#4), Topanga (#14), Queen Of Dragons (#15)

Report Created: Sat 7 June 2025 12:38 GMT+10 (Note: Timing is based on position data)

Page 3/18

[] Ranking at each section and finish
-:-:- No data available at this section
NA No data available

SCN Saddle cloth number
DNF Did not finish
DNT Did not track

data processed by  TRIPLESDATA



Eagle Farm Professional

Race 3: MAGIC MILLIONS NATIONAL CLASSIC - 1600m

07 June 2025 - 12:19



BRISBANE
RACING CLUB

Track Rating: Soft 5, Weather: Fine, Rail Position: +2m Entire Course

Section						200m		Last 600m	
Field Times						0:12.34 (0:12.34)		0:35.76	
Rank	TAB	Horse/Jockey	Barrier	Top Speed [km/h]	Fastest Section	Margin		Distance Travelled [m]	
11	1	LEKVARTE	5	65.1	0:11.37	0:12.77 [12]	7.27L	0:35.55	-11
		Joshua Parr		400m	600m	(0:12.77)			
12	10	ROSE BLOOM	9	64.3	0:11.40	0:12.76 [14]	7.73L	0:35.66	-5
		Ryan Maloney		400m	600m	(0:12.76)			
13	17	PREMISE	13	67.2	0:10.93	0:13.33 [9]	9.43L	0:37.21	+0
		Andrew Mallyon		1400m	1400m	(0:13.33)			
14	12	ARTS OBJECT	1	64.4	0:11.31	0:13.24 [11]	10.02L	0:37.11	-4
		Craig Williams		Overall	1400m	(0:13.24)			

Scratched: Vibrant Sun (#4), Topanga (#14), Queen Of Dragons (#15)



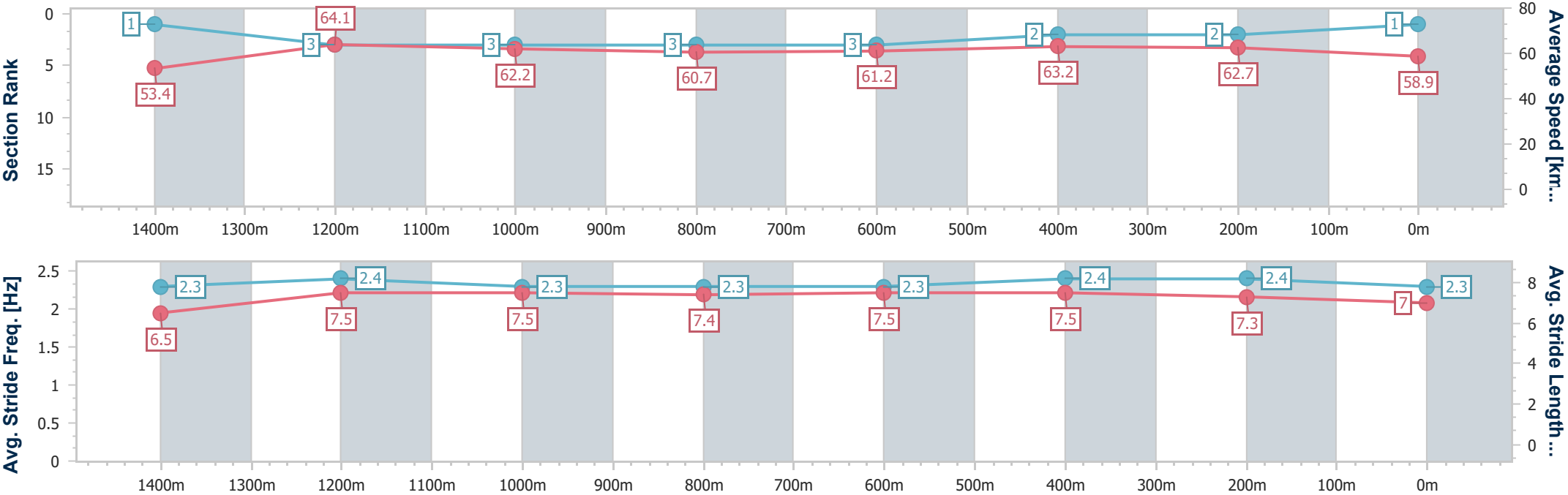
Horse/Jockey Name	Adiella
Final Rank	1
Fastest Section Time (Section)	0:11.28 (1400m)
Top Speed [km/h] (Section)	66.1 (Overall)
Race State	Finished



Eagle FarmProfessional
Race 3: MAGIC MILLIONS NATIONAL CLASSIC - 1600m
07 June 2025 - 12:19
Track Rating: Soft 5, Weather: Fine, Rail Position: +2m Entire Course



Section	Overall	1400m	1200m	1000m	800m	600m	400m	200m					
Section Times	1:35.77 [1] (0:13.55)	1:22.22 [1] (0:11.28)	1:10.94 [3] (0:11.60)	0:59.34 [3] (0:12.03)	0:47.31 [3] (0:11.91)	0:35.40 [3] (0:11.61)	0:23.79 [2] (0:11.47)	0:12.32 [2] (0:12.32)					
Average Speed [km/h]	53.4	64.1	62.2	60.7	61.2	63.2	62.7	58.9					
Top Speed [km/h]	66.1	66.1	63.0	61.7	62.0	64.4	64.2	60.9					
Avg. Dist. to Rail [m]	12.4	3.3	3.7	3.3	2.7	3.3	8.3	8.9					
Avg. Stride Freq. [Hz]	2.3	2.4	2.3	2.3	2.3	2.4	2.4	2.3					
Avg. Stride Length [m]	6.5	7.5	7.5	7.4	7.5	7.5	7.3	7.0					





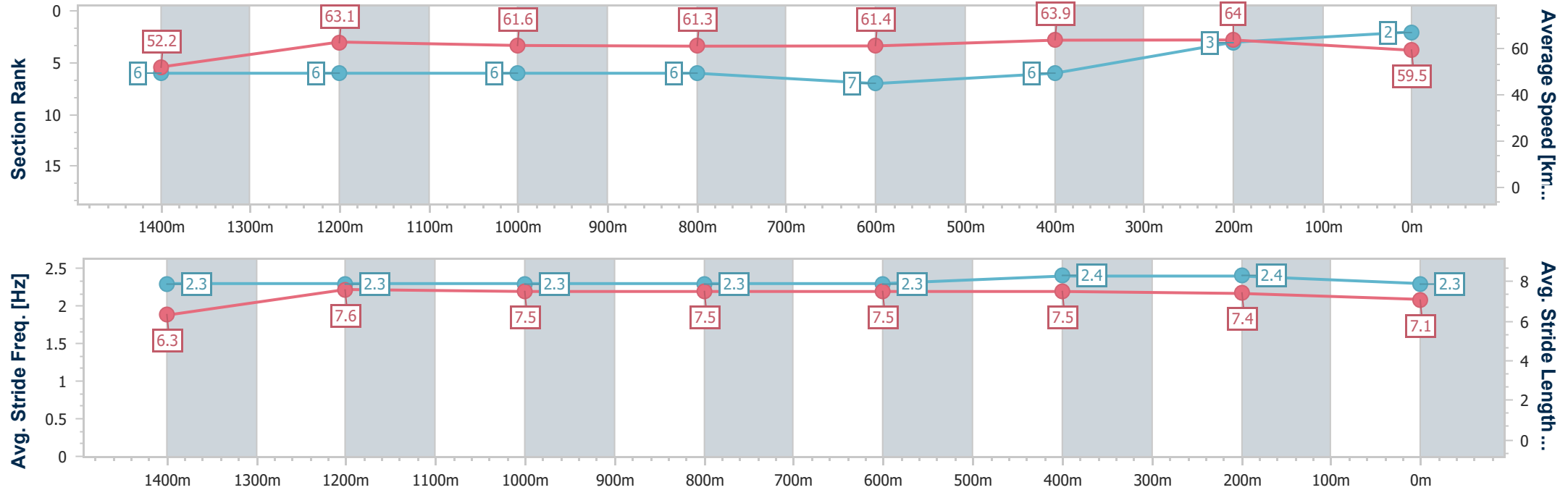
Horse/Jockey Name	Vivy Air
Final Rank	2
Fastest Section Time (Section)	0:11.25 (400m)
Top Speed [km/h] (Section)	65.5 (400m)
Race State	Finished



Eagle FarmProfessional
Race 3: MAGIC MILLIONS NATIONAL CLASSIC - 1600m
07 June 2025 - 12:19
Track Rating: Soft 5, Weather: Fine, Rail Position: +2m Entire Course



Section	Overall	1400m	1200m	1000m	800m	600m	400m	200m					
Section Times	1:35.80 [2] (0:13.85)	1:21.95 [6] (0:11.45)	1:10.50 [6] (0:11.72)	0:58.78 [6] (0:11.94)	0:46.84 [6] (0:11.86)	0:34.98 [7] (0:11.52)	0:23.46 [6] (0:11.25)	0:12.21 [3] (0:12.21)					
Average Speed [km/h]	52.2	63.1	61.6	61.3	61.4	63.9	64.0	59.5					
Top Speed [km/h]	65.2	64.2	62.0	62.6	62.5	65.2	65.5	62.5					
Avg. Dist. to Rail [m]	9.6	4.0	4.0	3.0	2.9	4.8	10.2	10.8					
Avg. Stride Freq. [Hz]	2.3	2.3	2.3	2.3	2.3	2.4	2.4	2.3					
Avg. Stride Length [m]	6.3	7.6	7.5	7.5	7.5	7.5	7.4	7.1					





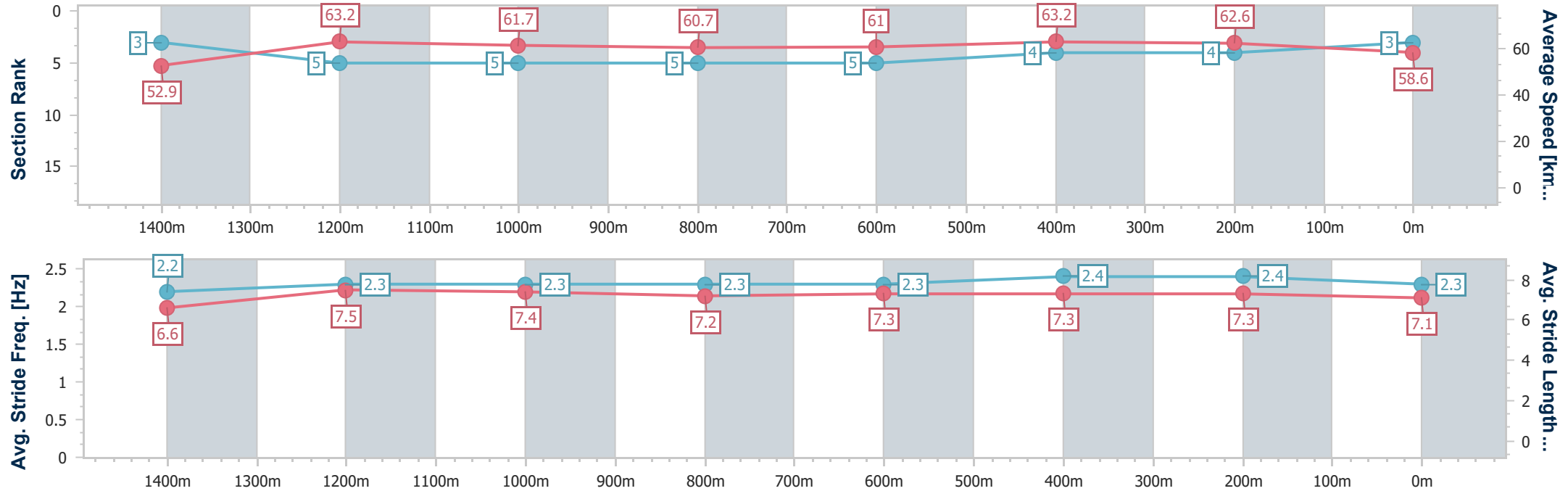
Horse/Jockey Name	Osmose
Final Rank	3
Fastest Section Time (Section)	0:11.41 (1400m)
Top Speed [km/h] (Section)	64.8 (600m)
Race State	Finished



Eagle FarmProfessional
Race 3: MAGIC MILLIONS NATIONAL CLASSIC - 1600m
07 June 2025 - 12:19
Track Rating: Soft 5, Weather: Fine, Rail Position: +2m Entire Course



Section	Overall	1400m	1200m	1000m	800m	600m	400m	200m					
Section Times	1:36.08 [3] (0:13.66)	1:22.42 [3] (0:11.41)	1:11.01 [5] (0:11.66)	0:59.35 [5] (0:12.04)	0:47.31 [5] (0:11.89)	0:35.42 [5] (0:11.54)	0:23.88 [4] (0:11.50)	0:12.38 [4] (0:12.38)					
Average Speed [km/h]	52.9	63.2	61.7	60.7	61.0	63.2	62.6	58.6					
Top Speed [km/h]	64.6	64.4	62.7	62.0	62.2	64.8	64.7	60.4					
Avg. Dist. to Rail [m]	7.1	3.0	3.8	3.0	1.6	2.9	9.6	10.4					
Avg. Stride Freq. [Hz]	2.2	2.3	2.3	2.3	2.3	2.4	2.4	2.3					
Avg. Stride Length [m]	6.6	7.5	7.4	7.2	7.3	7.3	7.3	7.1					





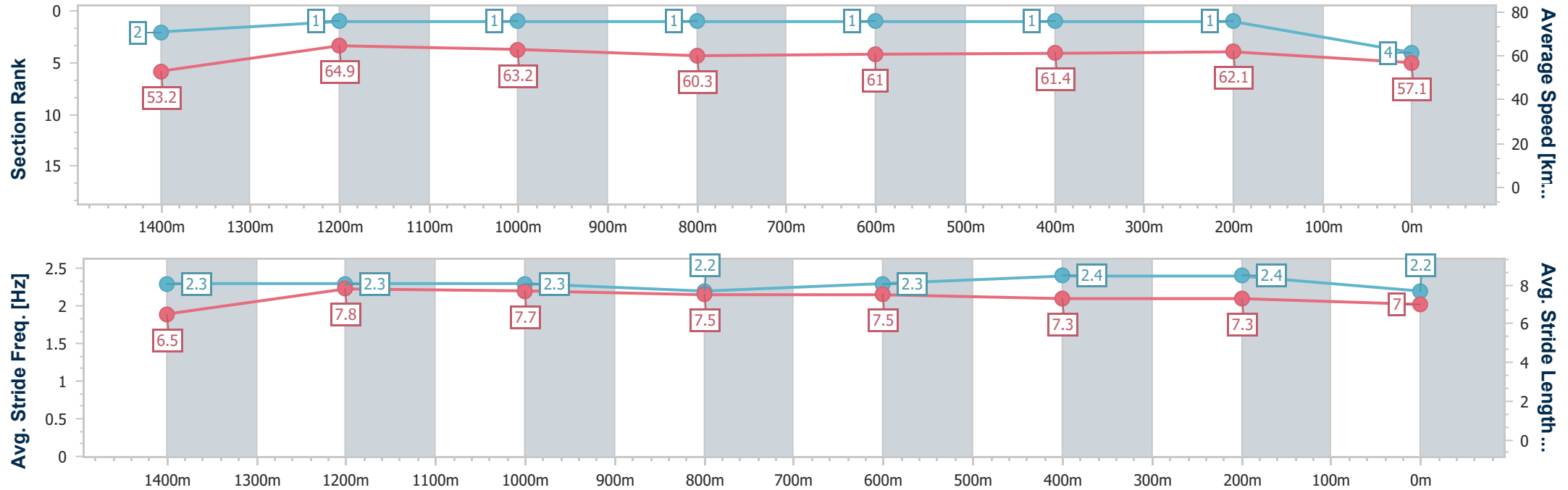
Horse/Jockey Name	Exotique Miss
Final Rank	4
Fastest Section Time (Section)	0:11.10 (1400m)
Top Speed [km/h] (Section)	68.3 (Overall)
Race State	Finished



Eagle FarmProfessional
Race 3: MAGIC MILLIONS NATIONAL CLASSIC - 1600m
07 June 2025 - 12:19
Track Rating: Soft 5, Weather: Fine, Rail Position: +2m Entire Course



Section	Overall	1400m	1200m	1000m	800m	600m	400m	200m					
Section Times	1:36.09 [4] (0:13.55)	1:22.54 [2] (0:11.10)	1:11.44 [1] (0:11.42)	1:00.02 [1] (0:12.02)	0:48.00 [1] (0:11.92)	0:36.08 [1] (0:11.80)	0:24.28 [1] (0:11.62)	0:12.66 [1] (0:12.66)					
Average Speed [km/h]	53.2	64.9	63.2	60.3	61.0	61.4	62.1	57.1					
Top Speed [km/h]	68.3	67.3	64.2	60.7	61.5	64.2	64.3	60.0					
Avg. Dist. to Rail [m]	10.4	1.3	2.0	1.8	1.6	1.6	5.0	6.4					
Avg. Stride Freq. [Hz]	2.3	2.3	2.3	2.2	2.3	2.4	2.4	2.2					
Avg. Stride Length [m]	6.5	7.8	7.7	7.5	7.5	7.3	7.3	7.0					



[] Ranking at each section and finish
-.-.- No data available at this section
NA No data available



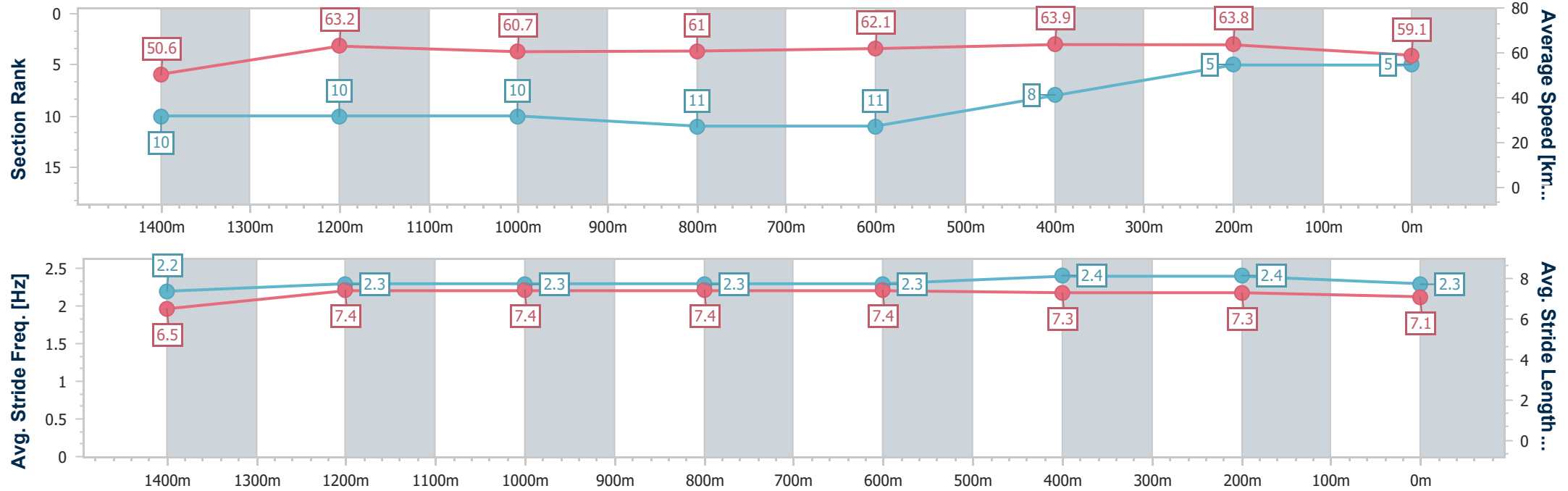
Horse/Jockey Name	Mare Of Mt Buller
Final Rank	5
Fastest Section Time (Section)	0:11.25 (400m)
Top Speed [km/h] (Section)	65.7 (400m)
Race State	Finished



Eagle FarmProfessional
Race 3: MAGIC MILLIONS NATIONAL CLASSIC - 1600m
07 June 2025 - 12:19
Track Rating: Soft 5, Weather: Fine, Rail Position: +2m Entire Course



Section	Overall	1400m	1200m	1000m	800m	600m	400m	200m					
Section Times	1:36.17 [5] (0:14.30)	1:21.87 [10] (0:11.46)	1:10.41 [10] (0:11.82)	0:58.59 [10] (0:12.01)	0:46.58 [11] (0:11.62)	0:34.96 [11] (0:11.38)	0:23.58 [8] (0:11.25)	0:12.33 [5] (0:12.33)					
Average Speed [km/h]	50.6	63.2	60.7	61.0	62.1	63.9	63.8	59.1					
Top Speed [km/h]	62.4	63.7	62.3	61.9	64.3	64.7	65.7	62.1					
Avg. Dist. to Rail [m]	12.5	4.0	3.9	2.7	1.0	1.9	8.8	10.6					
Avg. Stride Freq. [Hz]	2.2	2.3	2.3	2.3	2.3	2.4	2.4	2.3					
Avg. Stride Length [m]	6.5	7.4	7.4	7.4	7.4	7.3	7.3	7.1					





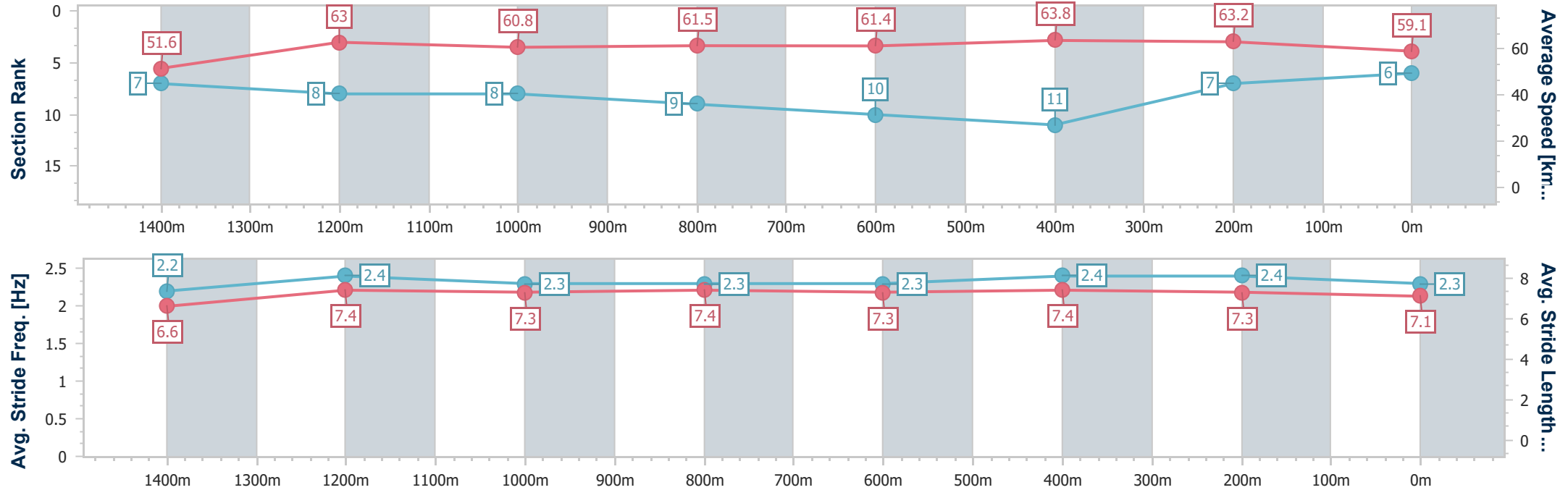
Horse/Jockey Name	Poetic Drama
Final Rank	6
Fastest Section Time (Section)	0:11.38 (400m)
Top Speed [km/h] (Section)	65.2 (Overall)
Race State	Finished



Eagle FarmProfessional
Race 3: MAGIC MILLIONS NATIONAL CLASSIC - 1600m
07 June 2025 - 12:19
Track Rating: Soft 5, Weather: Fine, Rail Position: +2m Entire Course



Section	Overall	1400m	1200m	1000m	800m	600m	400m	200m					
Section Times	1:36.34 [6] (0:14.00)	1:22.34 [7] (0:11.46)	1:10.88 [8] (0:11.89)	0:58.99 [8] (0:11.98)	0:47.01 [9] (0:11.84)	0:35.17 [10] (0:11.48)	0:23.69 [11] (0:11.38)	0:12.31 [7] (0:12.31)					
Average Speed [km/h]	51.6	63.0	60.8	61.5	61.4	63.8	63.2	59.1					
Top Speed [km/h]	65.2	64.9	61.3	62.4	63.5	65.0	64.3	62.1					
Avg. Dist. to Rail [m]	8.5	3.3	4.6	4.1	3.0	3.3	9.6	10.3					
Avg. Stride Freq. [Hz]	2.2	2.4	2.3	2.3	2.3	2.4	2.4	2.3					
Avg. Stride Length [m]	6.6	7.4	7.3	7.4	7.3	7.4	7.3	7.1					





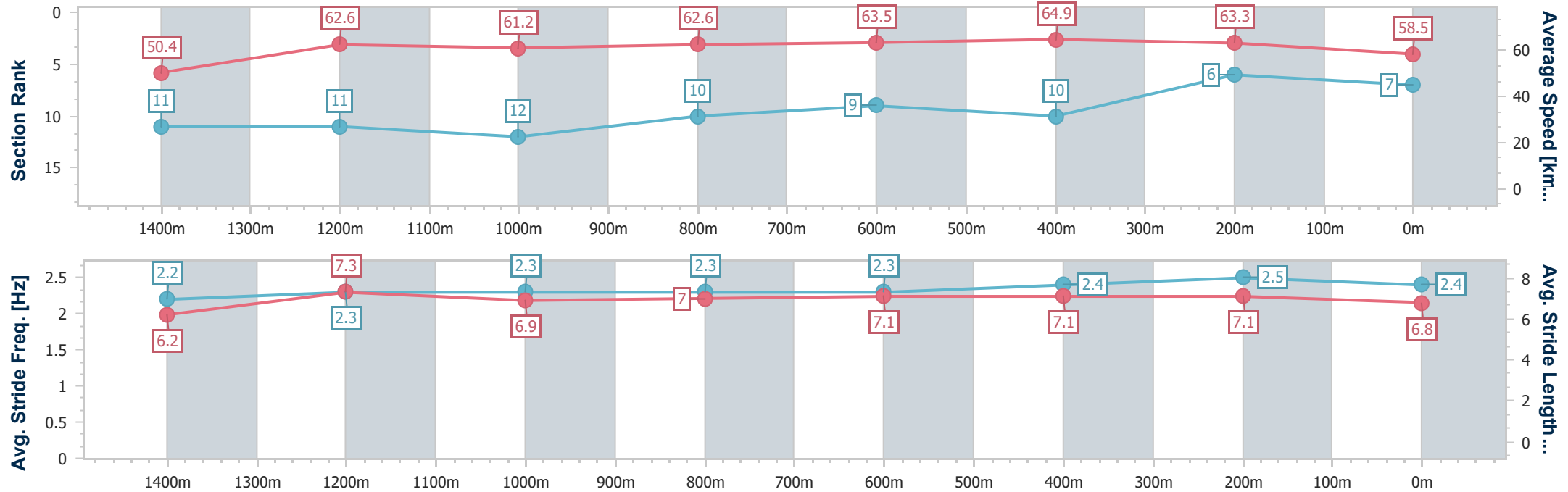
Horse/Jockey Name	Pulchritudinous
Final Rank	7
Fastest Section Time (Section)	0:11.39 (400m)
Top Speed [km/h] (Section)	65.1 (600m)
Race State	Finished



Eagle FarmProfessional
Race 3: MAGIC MILLIONS NATIONAL CLASSIC - 1600m
07 June 2025 - 12:19
Track Rating: Soft 5, Weather: Fine, Rail Position: +2m Entire Course



Section	Overall	1400m	1200m	1000m	800m	600m	400m	200m					
Section Times	1:36.41 [7] (0:14.31)	1:22.10 [11] (0:11.56)	1:10.54 [11] (0:11.79)	0:58.75 [12] (0:11.77)	0:46.98 [10] (0:11.70)	0:35.28 [9] (0:11.51)	0:23.77 [10] (0:11.39)	0:12.38 [6] (0:12.38)					
Average Speed [km/h]	50.4	62.6	61.2	62.6	63.5	64.9	63.3	58.5					
Top Speed [km/h]	63.5	63.6	61.9	63.8	65.1	65.1	65.1	61.2					
Avg. Dist. to Rail [m]	9.5	2.0	3.6	5.1	6.7	8.1	12.8	13.9					
Avg. Stride Freq. [Hz]	2.2	2.3	2.3	2.3	2.3	2.4	2.5	2.4					
Avg. Stride Length [m]	6.2	7.3	6.9	7.0	7.1	7.1	7.1	6.8					





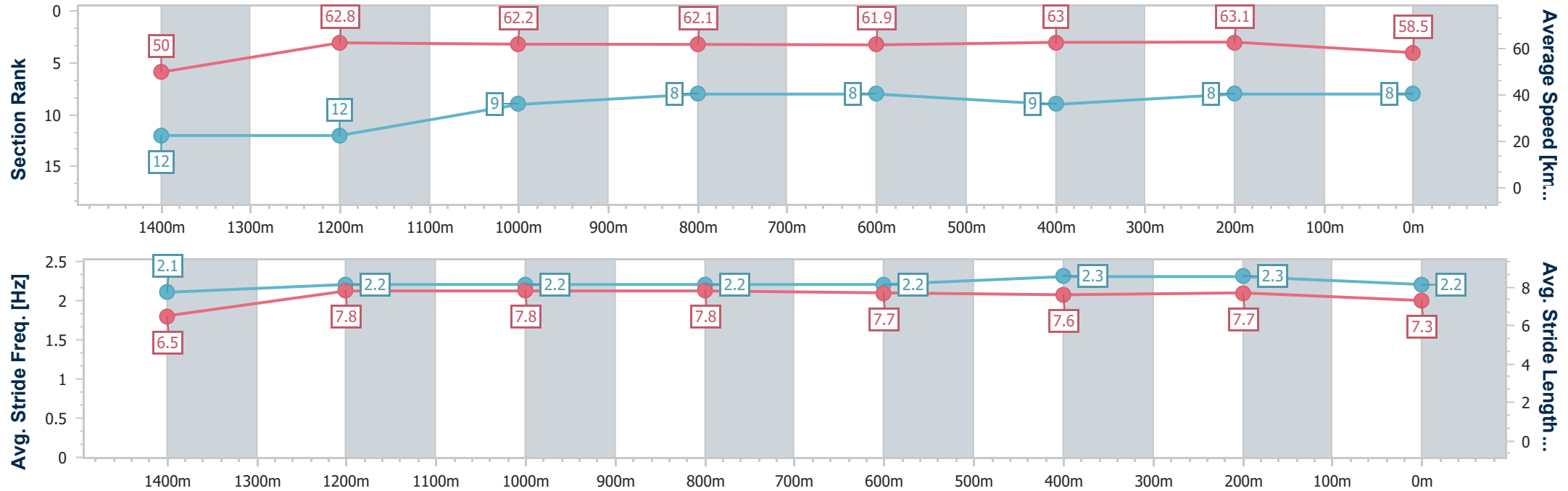
Horse/Jockey Name	Thalassophile
Final Rank	8
Fastest Section Time (Section)	0:11.43 (400m)
Top Speed [km/h] (Section)	64.6 (400m)
Race State	Finished



Eagle FarmProfessional
Race 3: MAGIC MILLIONS NATIONAL CLASSIC - 1600m
07 June 2025 - 12:19
Track Rating: Soft 5, Weather: Fine, Rail Position: +2m Entire Course



Section	Overall	1400m	1200m	1000m	800m	600m	400m	200m					
Section Times	1:36.41 [8] (0:14.47)	1:21.94 [12] (0:11.47)	1:10.47 [12] (0:11.60)	0:58.87 [9] (0:11.78)	0:47.09 [8] (0:11.78)	0:35.31 [8] (0:11.51)	0:23.80 [9] (0:11.43)	0:12.37 [8] (0:12.37)					
Average Speed [km/h]	50.0	62.8	62.2	62.1	61.9	63.0	63.1	58.5					
Top Speed [km/h]	63.1	63.9	63.1	63.0	62.5	64.6	64.6	61.3					
Avg. Dist. to Rail [m]	6.4	2.2	3.6	3.0	2.8	1.9	2.7	4.5					
Avg. Stride Freq. [Hz]	2.1	2.2	2.2	2.2	2.2	2.3	2.3	2.2					
Avg. Stride Length [m]	6.5	7.8	7.8	7.8	7.7	7.6	7.7	7.3					





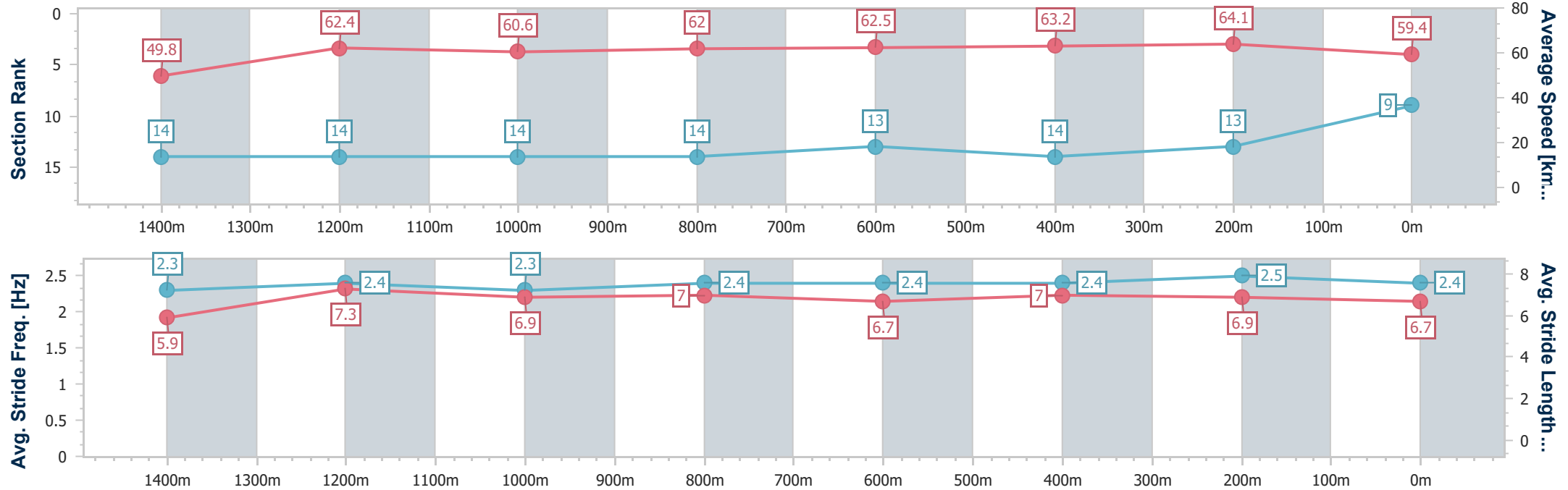
Horse/Jockey Name	Miss Joelene
Final Rank	9
Fastest Section Time (Section)	0:11.27 (400m)
Top Speed [km/h] (Section)	65.5 (400m)
Race State	Finished



Eagle FarmProfessional
Race 3: MAGIC MILLIONS NATIONAL CLASSIC - 1600m
07 June 2025 - 12:19
Track Rating: Soft 5, Weather: Fine, Rail Position: +2m Entire Course



Section	Overall	1400m	1200m	1000m	800m	600m	400m	200m					
Section Times	1:36.43 [9] (0:14.56)	1:21.87 [14] (0:11.58)	1:10.29 [14] (0:11.86)	0:58.43 [14] (0:11.78)	0:46.65 [14] (0:11.66)	0:34.99 [13] (0:11.54)	0:23.45 [14] (0:11.27)	0:12.18 [13] (0:12.18)					
Average Speed [km/h]	49.8	62.4	60.6	62.0	62.5	63.2	64.1	59.4					
Top Speed [km/h]	63.7	63.7	61.4	62.8	63.9	64.1	65.5	61.3					
Avg. Dist. to Rail [m]	14.0	3.2	3.1	2.5	2.5	2.7	10.4	13.7					
Avg. Stride Freq. [Hz]	2.3	2.4	2.3	2.4	2.4	2.4	2.5	2.4					
Avg. Stride Length [m]	5.9	7.3	6.9	7.0	6.7	7.0	6.9	6.7					





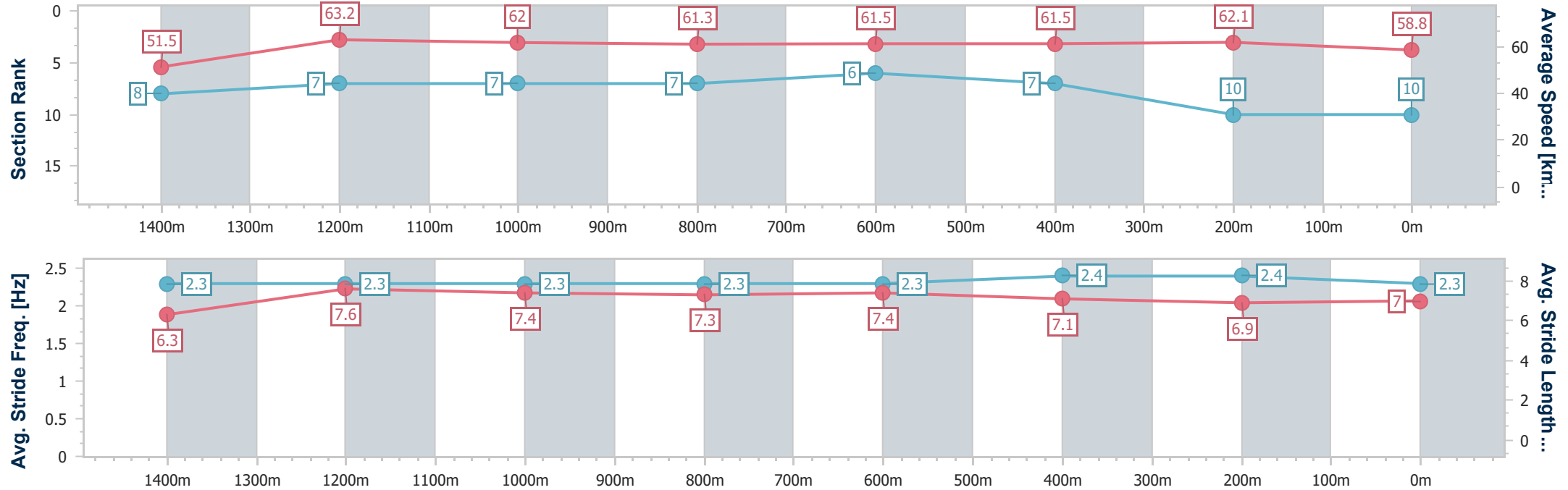
Horse/Jockey Name	Little Mix
Final Rank	10
Fastest Section Time (Section)	0:11.40 (1400m)
Top Speed [km/h] (Section)	64.6 (1400m)
Race State	Finished



Eagle FarmProfessional
Race 3: MAGIC MILLIONS NATIONAL CLASSIC - 1600m
07 June 2025 - 12:19
Track Rating: Soft 5, Weather: Fine, Rail Position: +2m Entire Course



Section	Overall	1400m	1200m	1000m	800m	600m	400m	200m					
Section Times	1:36.45 [10] (0:14.03)	1:22.42 [8] (0:11.40)	1:11.02 [7] (0:11.65)	0:59.37 [7] (0:11.90)	0:47.47 [7] (0:11.79)	0:35.68 [6] (0:11.73)	0:23.95 [7] (0:11.60)	0:12.35 [10] (0:12.35)					
Average Speed [km/h]	51.5	63.2	62.0	61.3	61.5	61.5	62.1	58.8					
Top Speed [km/h]	64.5	64.6	62.9	62.1	61.8	62.9	62.9	60.4					
Avg. Dist. to Rail [m]	7.4	1.8	3.1	2.8	1.2	1.1	6.0	7.2					
Avg. Stride Freq. [Hz]	2.3	2.3	2.3	2.3	2.3	2.4	2.4	2.3					
Avg. Stride Length [m]	6.3	7.6	7.4	7.3	7.4	7.1	6.9	7.0					





Horse/Jockey Name	Lekvarte
Final Rank	11
Fastest Section Time (Section)	0:11.37 (600m)
Top Speed [km/h] (Section)	65.1 (400m)
Race State	Finished



Eagle FarmProfessional

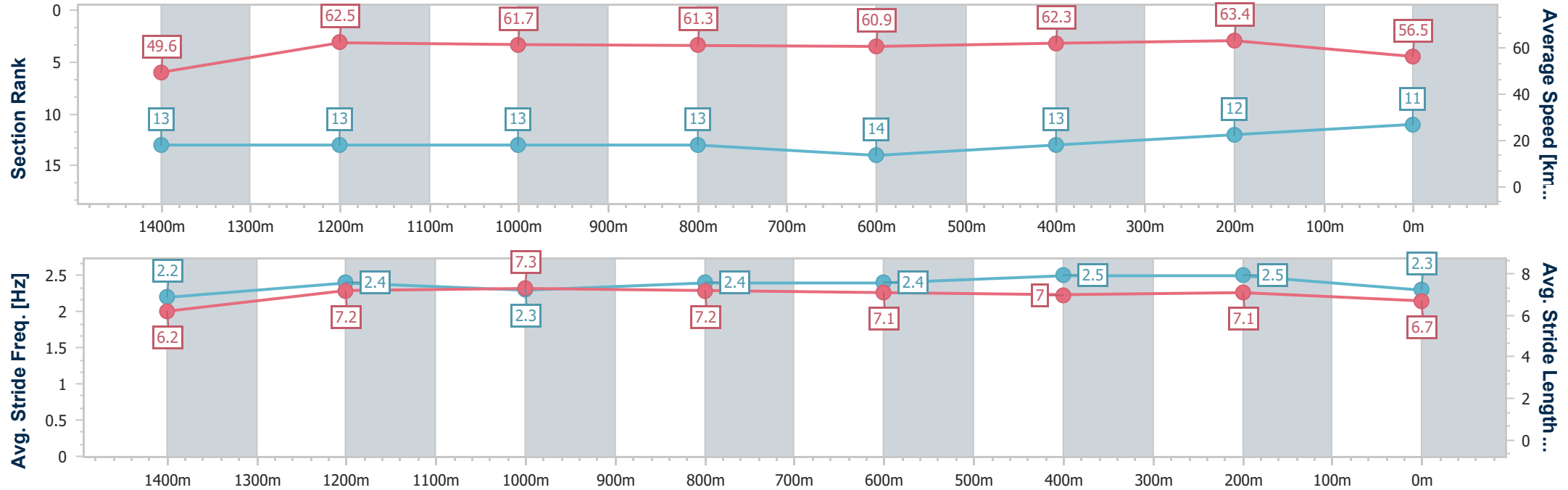
Race 3: MAGIC MILLIONS NATIONAL CLASSIC - 1600m

07 June 2025 - 12:19

Track Rating: Soft 5, Weather: Fine, Rail Position: +2m Entire Course



Section	Overall	1400m	1200m	1000m	800m	600m	400m	200m					
Section Times	1:37.01 [11] (0:14.55)	1:22.46 [13] (0:11.55)	1:10.91 [13] (0:11.69)	0:59.22 [13] (0:11.87)	0:47.35 [13] (0:11.80)	0:35.55 [14] (0:11.37)	0:24.18 [13] (0:11.41)	0:12.77 [12] (0:12.77)					
Average Speed [km/h]	49.6	62.5	61.7	61.3	60.9	62.3	63.4	56.5					
Top Speed [km/h]	62.3	63.2	62.7	62.1	62.4	64.0	65.1	60.3					
Avg. Dist. to Rail [m]	7.7	2.1	2.3	1.7	0.5	2.6	2.6	5.5					
Avg. Stride Freq. [Hz]	2.2	2.4	2.3	2.4	2.4	2.5	2.5	2.3					
Avg. Stride Length [m]	6.2	7.2	7.3	7.2	7.1	7.0	7.1	6.7					





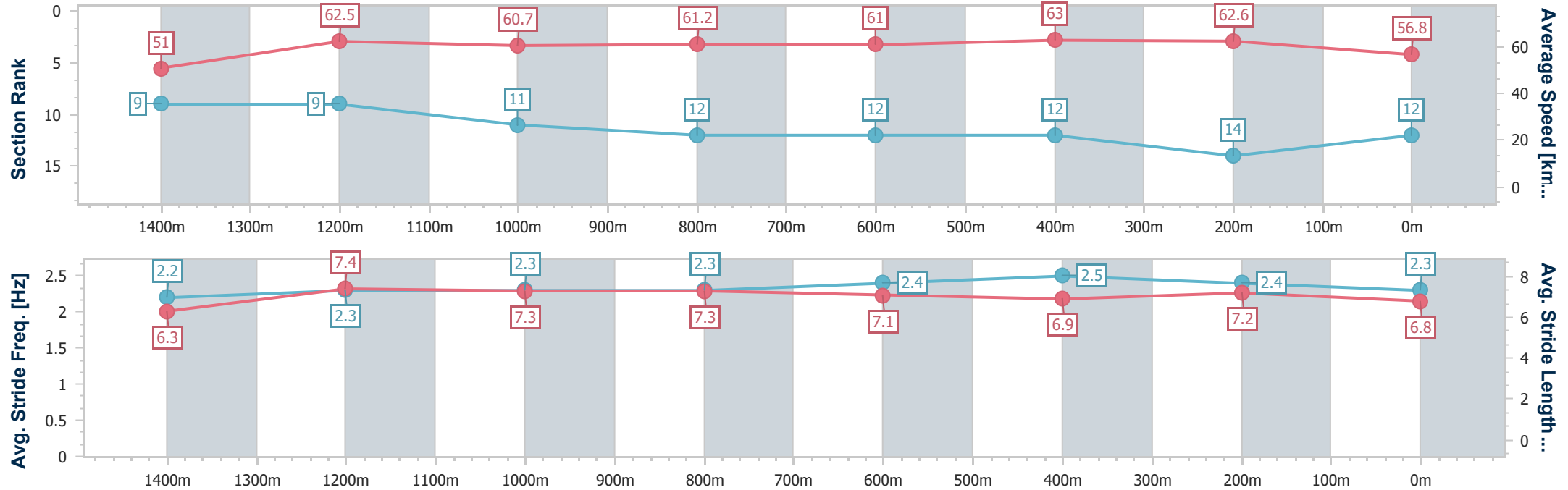
Horse/Jockey Name	Rose Bloom
Final Rank	12
Fastest Section Time (Section)	0:11.40 (600m)
Top Speed [km/h] (Section)	64.3 (400m)
Race State	Finished



Eagle FarmProfessional
Race 3: MAGIC MILLIONS NATIONAL CLASSIC - 1600m
07 June 2025 - 12:19
Track Rating: Soft 5, Weather: Fine, Rail Position: +2m Entire Course



Section	Overall	1400m	1200m	1000m	800m	600m	400m	200m					
Section Times	1:37.09 [12] (0:14.20)	1:22.89 [9] (0:11.53)	1:11.36 [9] (0:11.91)	0:59.45 [11] (0:12.00)	0:47.45 [12] (0:11.79)	0:35.66 [12] (0:11.40)	0:24.26 [12] (0:11.50)	0:12.76 [14] (0:12.76)					
Average Speed [km/h]	51.0	62.5	60.7	61.2	61.0	63.0	62.6	56.8					
Top Speed [km/h]	61.9	64.1	61.3	62.5	62.2	64.2	64.3	59.9					
Avg. Dist. to Rail [m]	10.5	3.8	4.7	3.3	1.1	1.0	4.8	8.4					
Avg. Stride Freq. [Hz]	2.2	2.3	2.3	2.3	2.4	2.5	2.4	2.3					
Avg. Stride Length [m]	6.3	7.4	7.3	7.3	7.1	6.9	7.2	6.8					





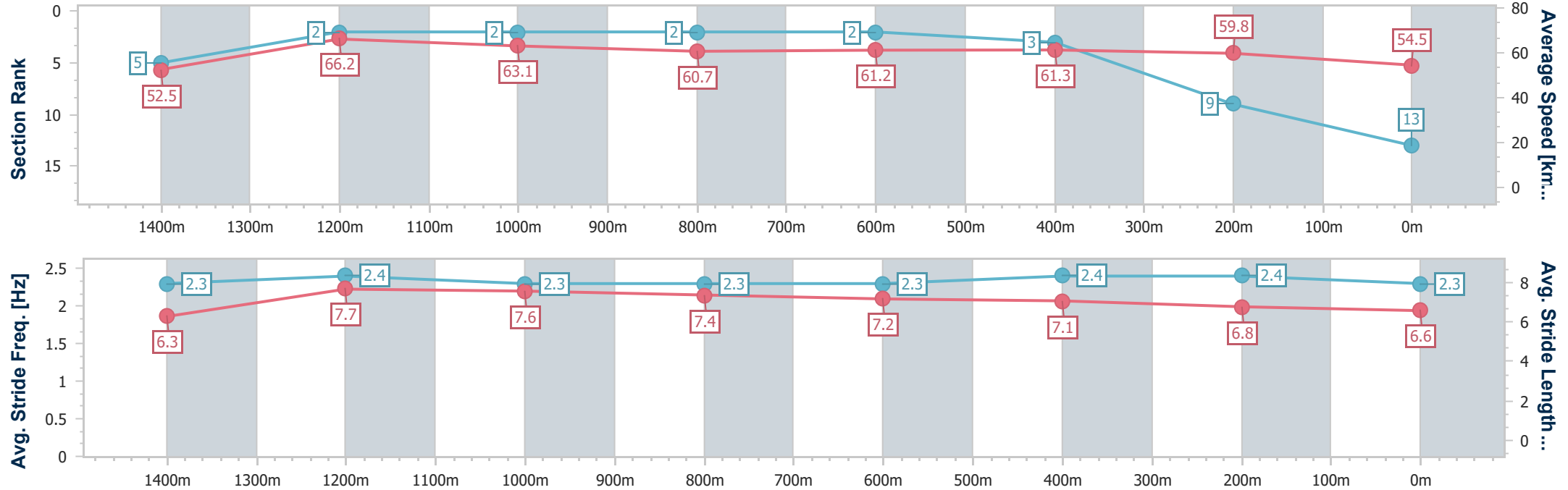
Horse/Jockey Name	Premise
Final Rank	13
Fastest Section Time (Section)	0:10.93 (1400m)
Top Speed [km/h] (Section)	67.2 (1400m)
Race State	Finished



Eagle FarmProfessional
Race 3: MAGIC MILLIONS NATIONAL CLASSIC - 1600m
07 June 2025 - 12:19
Track Rating: Soft 5, Weather: Fine, Rail Position: +2m Entire Course



Section	Overall	1400m	1200m	1000m	800m	600m	400m	200m					
Section Times	1:37.38 [13] (0:13.84)	1:23.54 [5] (0:10.93)	1:12.61 [2] (0:11.41)	1:01.20 [2] (0:12.10)	0:49.10 [2] (0:11.89)	0:37.21 [2] (0:11.84)	0:25.37 [3] (0:12.04)	0:13.33 [9] (0:13.33)					
Average Speed [km/h]	52.5	66.2	63.1	60.7	61.2	61.3	59.8	54.5					
Top Speed [km/h]	66.4	67.2	65.0	61.5	62.1	62.2	61.7	57.7					
Avg. Dist. to Rail [m]	15.4	5.4	4.4	3.4	2.7	2.2	6.2	7.5					
Avg. Stride Freq. [Hz]	2.3	2.4	2.3	2.3	2.3	2.4	2.4	2.3					
Avg. Stride Length [m]	6.3	7.7	7.6	7.4	7.2	7.1	6.8	6.6					





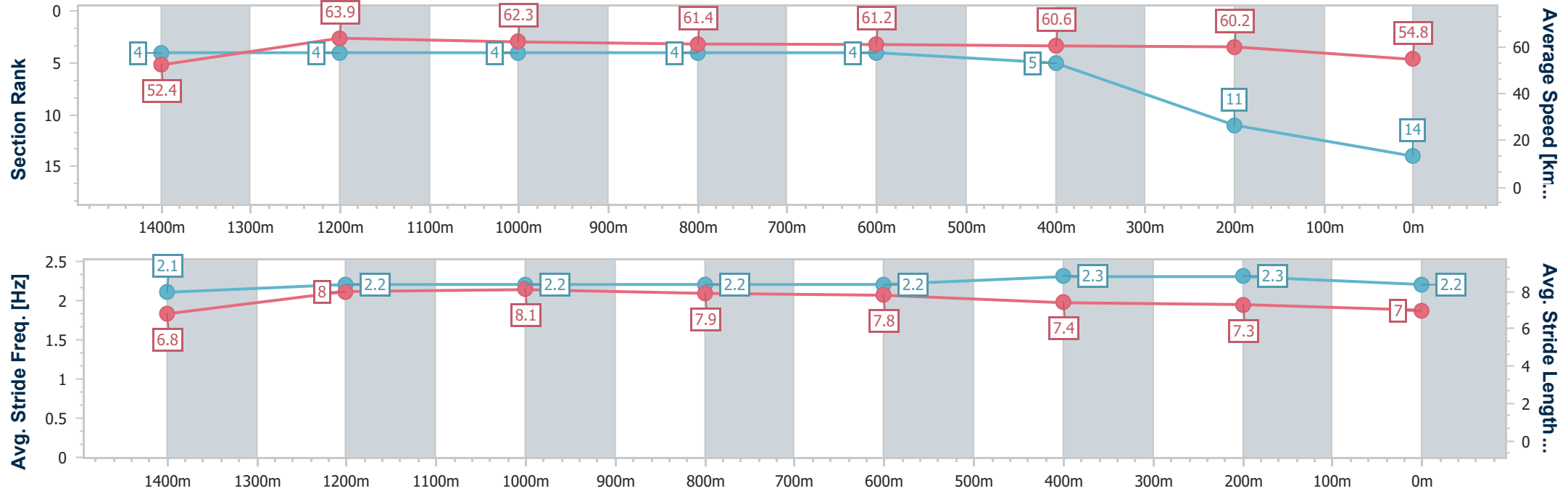
Horse/Jockey Name	Arts Object
Final Rank	14
Fastest Section Time (Section)	0:11.31 (1400m)
Top Speed [km/h] (Section)	64.4 (Overall)
Race State	Finished



Eagle FarmProfessional
Race 3: MAGIC MILLIONS NATIONAL CLASSIC - 1600m
07 June 2025 - 12:19
Track Rating: Soft 5, Weather: Fine, Rail Position: +2m Entire Course



Section	Overall	1400m	1200m	1000m	800m	600m	400m	200m					
Section Times	1:37.48 [14] (0:13.71)	1:23.77 [4] (0:11.31)	1:12.46 [4] (0:11.55)	1:00.91 [4] (0:11.92)	0:48.99 [4] (0:11.88)	0:37.11 [4] (0:11.92)	0:25.19 [5] (0:11.95)	0:13.24 [11] (0:13.24)					
Average Speed [km/h]	52.4	63.9	62.3	61.4	61.2	60.6	60.2	54.8					
Top Speed [km/h]	64.4	64.4	62.9	61.9	61.6	61.6	62.1	57.9					
Avg. Dist. to Rail [m]	5.5	1.8	3.1	2.7	2.0	0.9	4.1	5.2					
Avg. Stride Freq. [Hz]	2.1	2.2	2.2	2.2	2.2	2.3	2.3	2.2					
Avg. Stride Length [m]	6.8	8.0	8.1	7.9	7.8	7.4	7.3	7.0					





Eagle Farm Professional

Race 4: THE STAR MORETON CUP - GROUP 2 - 1200m

07 June 2025 - 12:54



BRISBANE
RACING CLUB

Track Rating: Soft 5, Weather: Fine, Rail Position: +2m Entire Course

Section						Overall	1000m	800m	600m	400m	200m	Last 600m		
Field Times						1:10.11 (0:12.94)	0:57.17 (0:10.86)	0:46.31 (0:11.31)	0:35.00 (0:11.35)	0:23.65 (0:11.26)	0:12.39 (0:12.39)	0:35.00		
Rank	TAB	Horse/Jockey	Barrier	Top Speed [km/h]	Fastest Section							Margin	Distance Travelled [m]	
1	8	FRONT PAGE	8	69.6	0:11.13	1:10.11 [1]	0:57.17 [1]	0:46.04 [2]	0:34.80 [2]	0:23.53 [2]	0:12.35 [2]	1:10.11	0:34.80	
		Tim Clark		Overall	1000m	(0:12.94)	(0:11.13)	(0:11.24)	(0:11.27)	(0:11.18)	(0:12.35)			
2	2	HIDDEN WEALTH	3	68.4	0:10.84	1:10.28 [2]	0:57.32 [2]	0:46.48 [1]	0:35.17 [1]	0:23.82 [1]	0:12.56 [1]	0.99L	0:35.17	+0
		Tommy Berry		1000m	1000m	(0:12.96)	(0:10.84)	(0:11.31)	(0:11.35)	(0:11.26)	(0:12.56)			
3	7	WARNIE	10	67.4	0:10.99	1:10.29 [3]	0:56.46 [11]	0:45.23 [11]	0:34.01 [11]	0:23.02 [11]	0:11.94 [8]	1.06L	0:34.01	+3
		Ethan Brown		600m	600m	(0:13.83)	(0:11.23)	(0:11.22)	(0:10.99)	(0:11.08)	(0:11.94)			
4	3	SPACEWALK	9	68.4	0:11.05	1:10.38 [4]	0:57.18 [4]	0:46.13 [4]	0:34.88 [4]	0:23.74 [3]	0:12.50 [3]	1.54L	0:34.88	+0
		Angela Jones		Overall	1000m	(0:13.20)	(0:11.05)	(0:11.25)	(0:11.14)	(0:11.24)	(0:12.50)			
5	6	OUGHTON	11	67.1	0:11.06	1:10.60 [5]	0:56.95 [9]	0:45.89 [9]	0:34.59 [9]	0:23.38 [10]	0:12.29 [6]	2.87L	0:34.59	+4
		Robbie Dolan		1000m	1000m	(0:13.65)	(0:11.06)	(0:11.30)	(0:11.21)	(0:11.09)	(0:12.29)			
6	13	A LITTLE DEEP	7	68.9	0:11.11	1:10.76 [6]	0:57.63 [3]	0:46.52 [3]	0:35.29 [3]	0:23.88 [5]	0:12.43 [7]	3.81L	0:35.29	-3
		Craig Williams		Overall	1000m	(0:13.13)	(0:11.11)	(0:11.23)	(0:11.41)	(0:11.45)	(0:12.43)			
7	4	CANNONBALL	5	68.6	0:11.08	1:10.81 [7]	0:57.48 [5]	0:46.40 [5]	0:35.10 [5]	0:23.88 [6]	0:12.63 [5]	4.07L	0:35.10	+6
		Martin Harley		Overall	1000m	(0:13.33)	(0:11.08)	(0:11.30)	(0:11.22)	(0:11.25)	(0:12.63)			
8	1	PUNCH LANE	6	67.5	0:11.10	1:10.87 [8]	0:57.43 [7]	0:46.33 [7]	0:35.09 [7]	0:23.77 [8]	0:12.30 [11]	4.45L	0:35.09	-1
		Rachel King		1000m	1000m	(0:13.44)	(0:11.10)	(0:11.24)	(0:11.32)	(0:11.47)	(0:12.30)			
9	12	SEMANA	4	67.3	0:11.03	1:11.06 [9]	0:57.60 [8]	0:46.57 [6]	0:35.29 [6]	0:24.25 [4]	0:12.89 [4]	5.56L	0:35.29	+5
		Jason Collett		Overall	1000m	(0:13.46)	(0:11.03)	(0:11.28)	(0:11.04)	(0:11.36)	(0:12.89)			
10	10	BOOM TORQUE	1	67.6	0:11.21	1:11.34 [10]	0:57.97 [6]	0:46.76 [8]	0:35.52 [8]	0:24.22 [9]	0:12.82 [10]	7.2L	0:35.52	+0
		Kerrin McEvoy		Overall	1000m	(0:13.37)	(0:11.21)	(0:11.24)	(0:11.30)	(0:11.40)	(0:12.82)			

Scratched: Maximum Vortex (#11), Barber (#5)

Report Created: Sat 7 June 2025 13:47 GMT+10

(Note: Timing is based on position data)

Page 1/13

[] Ranking at each section and finish
-:-:- No data available at this section
NA No data available

SCN Saddle cloth number
DNF Did not finish
DNT Did not track

data processed by  TRIPLES DATA



Eagle Farm Professional

Race 4: THE STAR MORETON CUP - GROUP 2 - 1200m

07 June 2025 - 12:54



BRISBANE
RACING CLUB

Track Rating: Soft 5, Weather: Fine, Rail Position: +2m Entire Course

Section					Overall	1000m	800m	600m	400m	200m	Last 600m			
Field Times					1:10.11 (0:12.94)	0:57.17 (0:10.86)	0:46.31 (0:11.31)	0:35.00 (0:11.35)	0:23.65 (0:11.26)	0:12.39 (0:12.39)	0:35.00			
Rank	TAB	Horse/Jockey	Barrier	Top Speed [km/h]	Fastest Section						Margin	Distance Travelled [m]		
11	9	LUBRICATION	2	67.5	0:11.03	1:11.82 [11]	0:58.14 [10]	0:47.02 [10]	0:35.80 [10]	0:24.77 [7]	0:13.31 [9]	10.01L	0:35.80	-8
		Jake Bayliss		Overall	600m	(0:13.68)	(0:11.12)	(0:11.22)	(0:11.03)	(0:11.46)	(0:13.31)			

Scratched: Maximum Vortex (#11), Barber (#5)



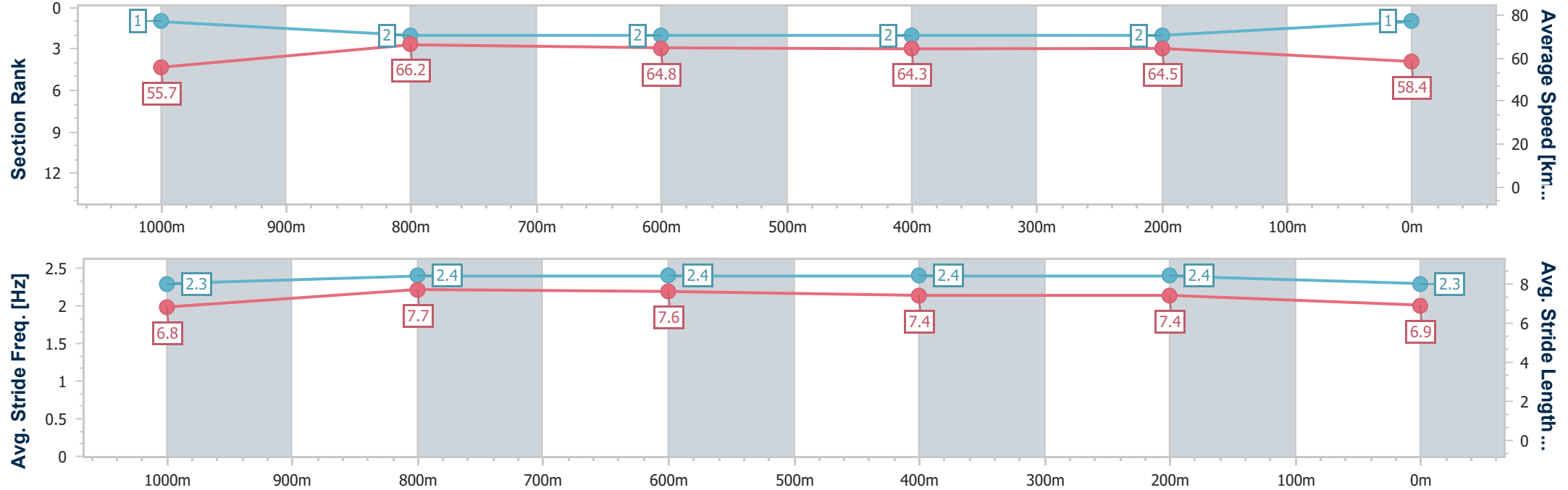
Horse/Jockey Name	Front Page
Final Rank	1
Fastest Section Time (Section)	0:11.13 (1000m)
Top Speed [km/h] (Section)	69.6 (Overall)
Race State	Finished



Eagle FarmProfessional
Race 4: THE STAR MORETON CUP - GROUP 2 - 1200m
07 June 2025 - 12:54
Track Rating: Soft 5, Weather: Fine, Rail Position: +2m Entire Course



Section	Overall	1000m	800m	600m	400m	200m							
Section Times	1:10.11 [1] (0:12.94)	0:57.17 [1] (0:11.13)	0:46.04 [2] (0:11.24)	0:34.80 [2] (0:11.27)	0:23.53 [2] (0:11.18)	0:12.35 [2] (0:12.35)							
Average Speed [km/h]	55.7	66.2	64.8	64.3	64.5	58.4							
Top Speed [km/h]	69.6	68.1	65.8	65.2	65.7	63.0							
Avg. Dist. to Rail [m]	6.5	3.9	2.2	2.0	6.9	10.1							
Avg. Stride Freq. [Hz]	2.3	2.4	2.4	2.4	2.4	2.3							
Avg. Stride Length [m]	6.8	7.7	7.6	7.4	7.4	6.9							





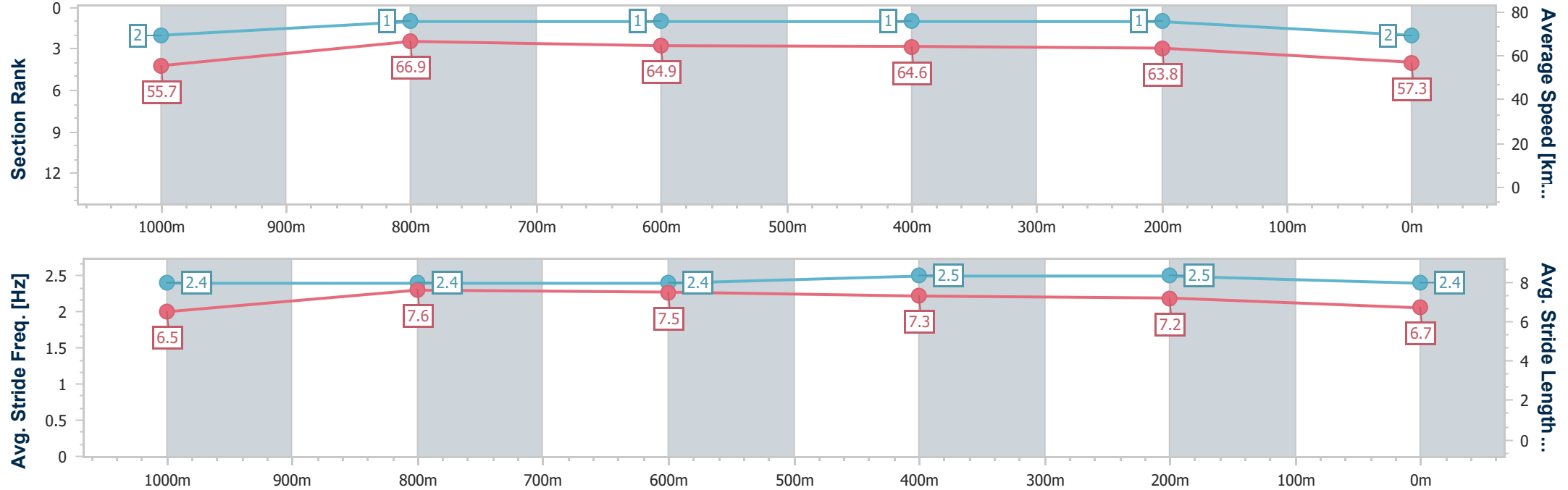
Horse/Jockey Name	Hidden Wealth
Final Rank	2
Fastest Section Time (Section)	0:10.84 (1000m)
Top Speed [km/h] (Section)	68.4 (1000m)
Race State	Finished



Eagle FarmProfessional
Race 4: THE STAR MORETON CUP - GROUP 2 - 1200m
07 June 2025 - 12:54
Track Rating: Soft 5, Weather: Fine, Rail Position: +2m Entire Course



Section	Overall	1000m	800m	600m	400m	200m							
Section Times	1:10.28 [2] (0:12.96)	0:57.32 [2] (0:10.84)	0:46.48 [1] (0:11.31)	0:35.17 [1] (0:11.35)	0:23.82 [1] (0:11.26)	0:12.56 [1] (0:12.56)							
Average Speed [km/h]	55.7	66.9	64.9	64.6	63.8	57.3							
Top Speed [km/h]	67.7	68.4	66.0	65.6	65.7	60.9							
Avg. Dist. to Rail [m]	1.6	2.1	3.5	3.5	5.3	6.8							
Avg. Stride Freq. [Hz]	2.4	2.4	2.4	2.5	2.5	2.4							
Avg. Stride Length [m]	6.5	7.6	7.5	7.3	7.2	6.7							



[] Ranking at each section and finish
-.-.- No data available at this section
NA No data available



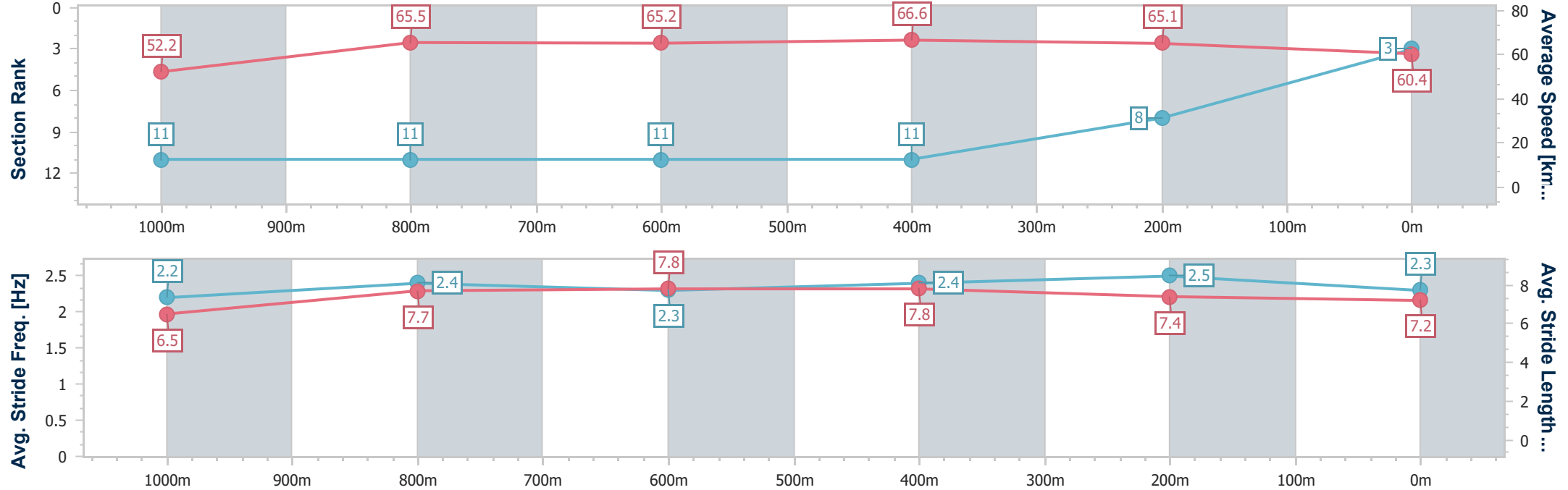
Horse/Jockey Name	Warnie
Final Rank	3
Fastest Section Time (Section)	0:10.99 (600m)
Top Speed [km/h] (Section)	67.4 (600m)
Race State	Finished



Eagle FarmProfessional
Race 4: THE STAR MORETON CUP - GROUP 2 - 1200m
07 June 2025 - 12:54
Track Rating: Soft 5, Weather: Fine, Rail Position: +2m Entire Course



Section	Overall	1000m	800m	600m	400m	200m							
Section Times	1:10.29 [3] (0:13.83)	0:56.46 [11] (0:11.23)	0:45.23 [11] (0:11.22)	0:34.01 [11] (0:10.99)	0:23.02 [11] (0:11.08)	0:11.94 [8] (0:11.94)							
Average Speed [km/h]	52.2	65.5	65.2	66.6	65.1	60.4							
Top Speed [km/h]	66.0	66.8	66.1	67.4	66.2	62.8							
Avg. Dist. to Rail [m]	6.8	4.6	2.8	4.0	13.3	10.9							
Avg. Stride Freq. [Hz]	2.2	2.4	2.3	2.4	2.5	2.3							
Avg. Stride Length [m]	6.5	7.7	7.8	7.8	7.4	7.2							





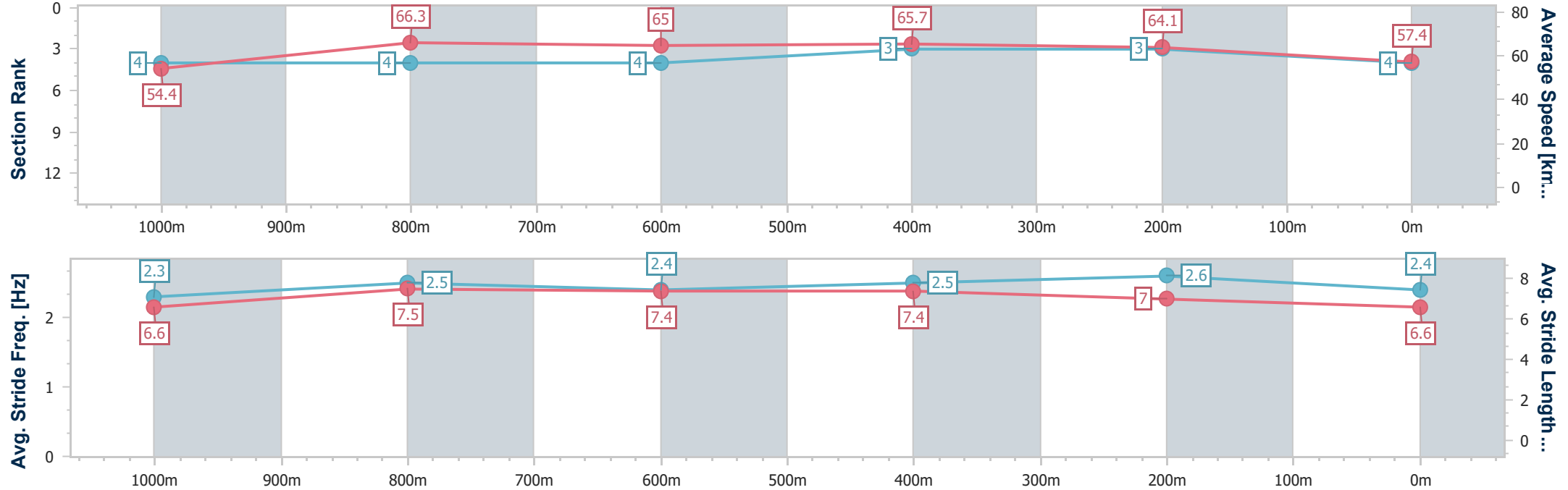
Horse/Jockey Name	Spacewalk
Final Rank	4
Fastest Section Time (Section)	0:11.05 (1000m)
Top Speed [km/h] (Section)	68.4 (Overall)
Race State	Finished



Eagle FarmProfessional
Race 4: THE STAR MORETON CUP - GROUP 2 - 1200m
07 June 2025 - 12:54
Track Rating: Soft 5, Weather: Fine, Rail Position: +2m Entire Course



Section	Overall	1000m	800m	600m	400m	200m							
Section Times	1:10.38 [4] (0:13.20)	0:57.18 [4] (0:11.05)	0:46.13 [4] (0:11.25)	0:34.88 [4] (0:11.14)	0:23.74 [3] (0:11.24)	0:12.50 [3] (0:12.50)							
Average Speed [km/h]	54.4	66.3	65.0	65.7	64.1	57.4							
Top Speed [km/h]	68.4	68.2	65.4	66.1	65.1	61.8							
Avg. Dist. to Rail [m]	6.2	3.5	3.3	3.2	8.5	11.2							
Avg. Stride Freq. [Hz]	2.3	2.5	2.4	2.5	2.6	2.4							
Avg. Stride Length [m]	6.6	7.5	7.4	7.4	7.0	6.6							





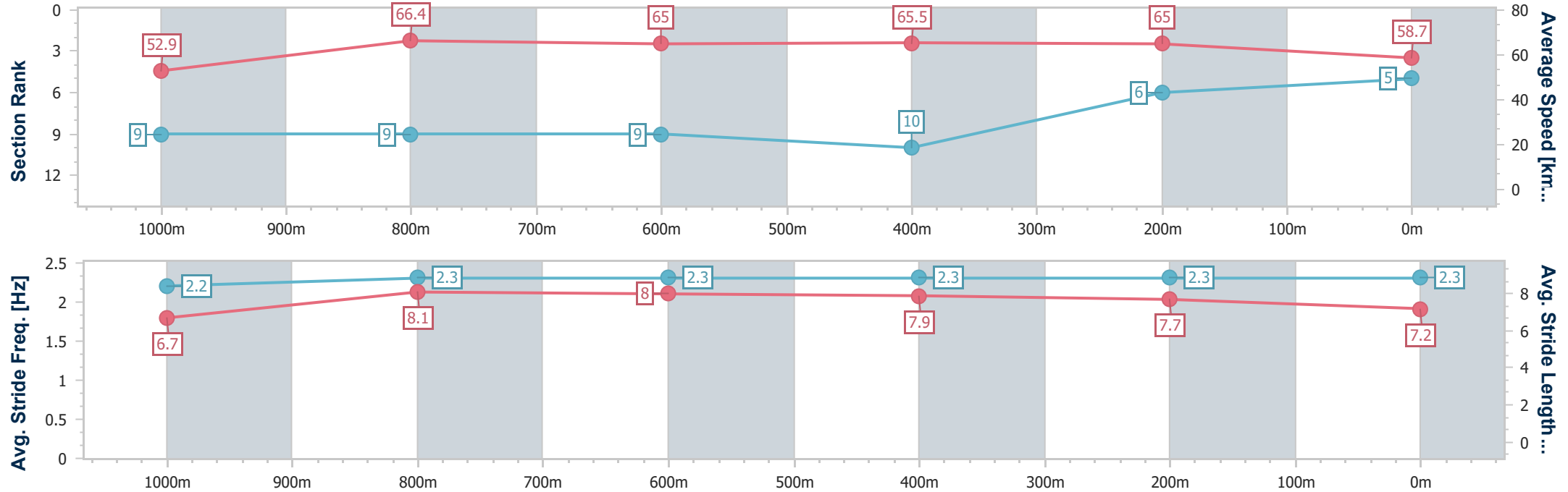
Horse/Jockey Name	Oughton
Final Rank	5
Fastest Section Time (Section)	0:11.06 (1000m)
Top Speed [km/h] (Section)	67.1 (1000m)
Race State	Finished



Eagle FarmProfessional
Race 4: THE STAR MORETON CUP - GROUP 2 - 1200m
07 June 2025 - 12:54
Track Rating: Soft 5, Weather: Fine, Rail Position: +2m Entire Course



Section	Overall	1000m	800m	600m	400m	200m							
Section Times	1:10.60 [5] (0:13.65)	0:56.95 [9] (0:11.06)	0:45.89 [9] (0:11.30)	0:34.59 [9] (0:11.21)	0:23.38 [10] (0:11.09)	0:12.29 [6] (0:12.29)							
Average Speed [km/h]	52.9	66.4	65.0	65.5	65.0	58.7							
Top Speed [km/h]	66.4	67.1	66.2	66.7	66.6	62.4							
Avg. Dist. to Rail [m]	7.1	4.2	4.0	4.4	10.7	9.0							
Avg. Stride Freq. [Hz]	2.2	2.3	2.3	2.3	2.3	2.3							
Avg. Stride Length [m]	6.7	8.1	8.0	7.9	7.7	7.2							



[] Ranking at each section and finish
-.-.- No data available at this section
NA No data available



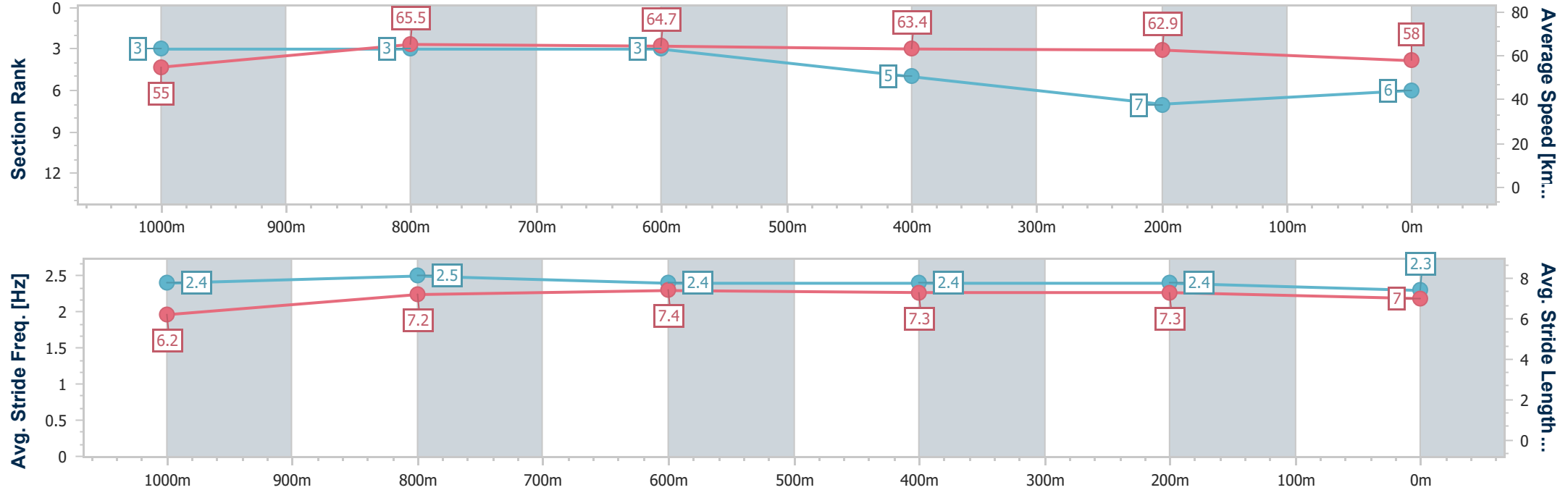
Horse/Jockey Name	A Little Deep
Final Rank	6
Fastest Section Time (Section)	0:11.11 (1000m)
Top Speed [km/h] (Section)	68.9 (Overall)
Race State	Finished



Eagle FarmProfessional
Race 4: THE STAR MORETON CUP - GROUP 2 - 1200m
07 June 2025 - 12:54
Track Rating: Soft 5, Weather: Fine, Rail Position: +2m Entire Course



Section	Overall	1000m	800m	600m	400m	200m							
Section Times	1:10.76 [6] (0:13.13)	0:57.63 [3] (0:11.11)	0:46.52 [3] (0:11.23)	0:35.29 [3] (0:11.41)	0:23.88 [5] (0:11.45)	0:12.43 [7] (0:12.43)							
Average Speed [km/h]	55.0	65.5	64.7	63.4	62.9	58.0							
Top Speed [km/h]	68.9	66.0	65.5	64.6	64.9	60.1							
Avg. Dist. to Rail [m]	4.7	2.3	1.7	1.1	6.4	5.6							
Avg. Stride Freq. [Hz]	2.4	2.5	2.4	2.4	2.4	2.3							
Avg. Stride Length [m]	6.2	7.2	7.4	7.3	7.3	7.0							





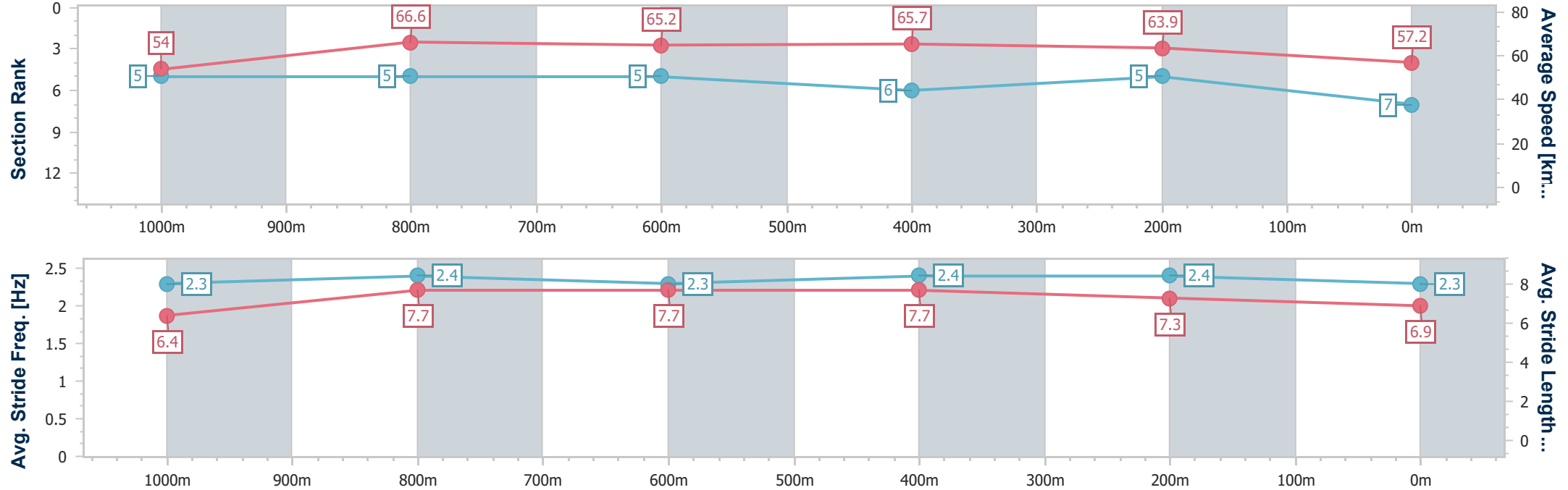
Horse/Jockey Name	Cannonball
Final Rank	7
Fastest Section Time (Section)	0:11.08 (1000m)
Top Speed [km/h] (Section)	68.6 (Overall)
Race State	Finished



Eagle FarmProfessional
Race 4: THE STAR MORETON CUP - GROUP 2 - 1200m
07 June 2025 - 12:54
Track Rating: Soft 5, Weather: Fine, Rail Position: +2m Entire Course



Section	Overall	1000m	800m	600m	400m	200m							
Section Times	1:10.81 [7] (0:13.33)	0:57.48 [5] (0:11.08)	0:46.40 [5] (0:11.30)	0:35.10 [5] (0:11.22)	0:23.88 [6] (0:11.25)	0:12.63 [5] (0:12.63)							
Average Speed [km/h]	54.0	66.6	65.2	65.7	63.9	57.2							
Top Speed [km/h]	68.6	68.4	66.2	66.7	65.7	62.1							
Avg. Dist. to Rail [m]	3.3	4.1	5.5	5.2	8.5	7.9							
Avg. Stride Freq. [Hz]	2.3	2.4	2.3	2.4	2.4	2.3							
Avg. Stride Length [m]	6.4	7.7	7.7	7.7	7.3	6.9							





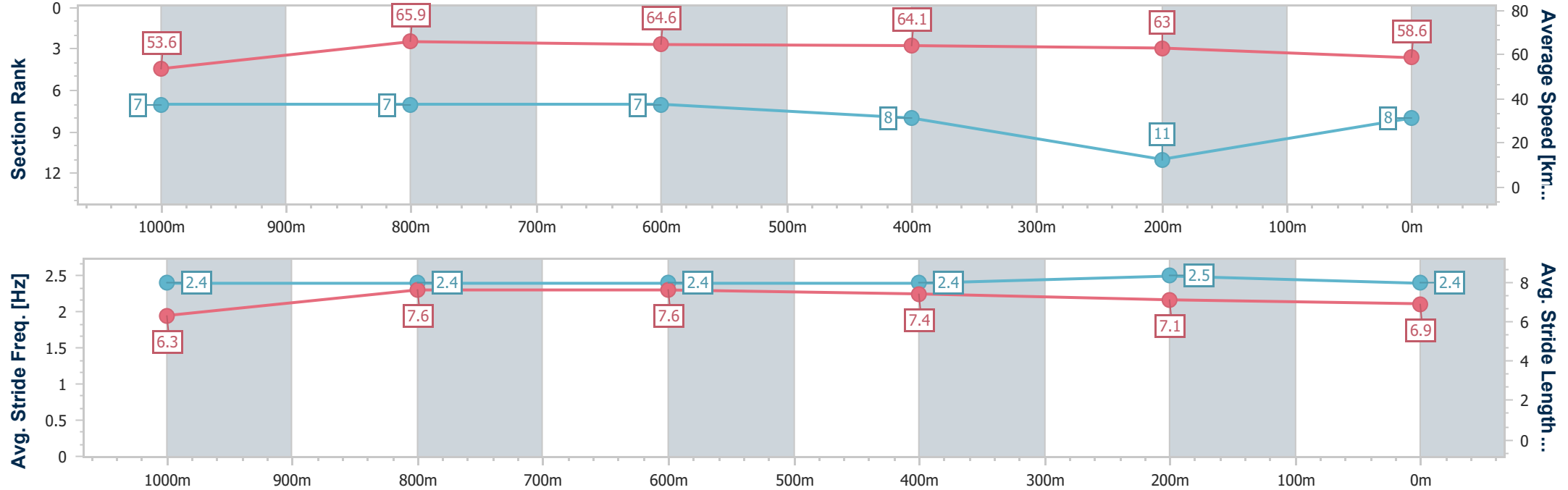
Horse/Jockey Name	Punch Lane
Final Rank	8
Fastest Section Time (Section)	0:11.10 (1000m)
Top Speed [km/h] (Section)	67.5 (1000m)
Race State	Finished



Eagle FarmProfessional
Race 4: THE STAR MORETON CUP - GROUP 2 - 1200m
07 June 2025 - 12:54
Track Rating: Soft 5, Weather: Fine, Rail Position: +2m Entire Course



Section	Overall	1000m	800m	600m	400m	200m							
Section Times	1:10.87 [8] (0:13.44)	0:57.43 [7] (0:11.10)	0:46.33 [7] (0:11.24)	0:35.09 [7] (0:11.32)	0:23.77 [8] (0:11.47)	0:12.30 [11] (0:12.30)							
Average Speed [km/h]	53.6	65.9	64.6	64.1	63.0	58.6							
Top Speed [km/h]	67.4	67.5	65.3	65.2	64.5	61.3							
Avg. Dist. to Rail [m]	4.0	3.1	1.6	2.3	8.6	9.2							
Avg. Stride Freq. [Hz]	2.4	2.4	2.4	2.4	2.5	2.4							
Avg. Stride Length [m]	6.3	7.6	7.6	7.4	7.1	6.9							



[] Ranking at each section and finish
-.-.- No data available at this section
NA No data available



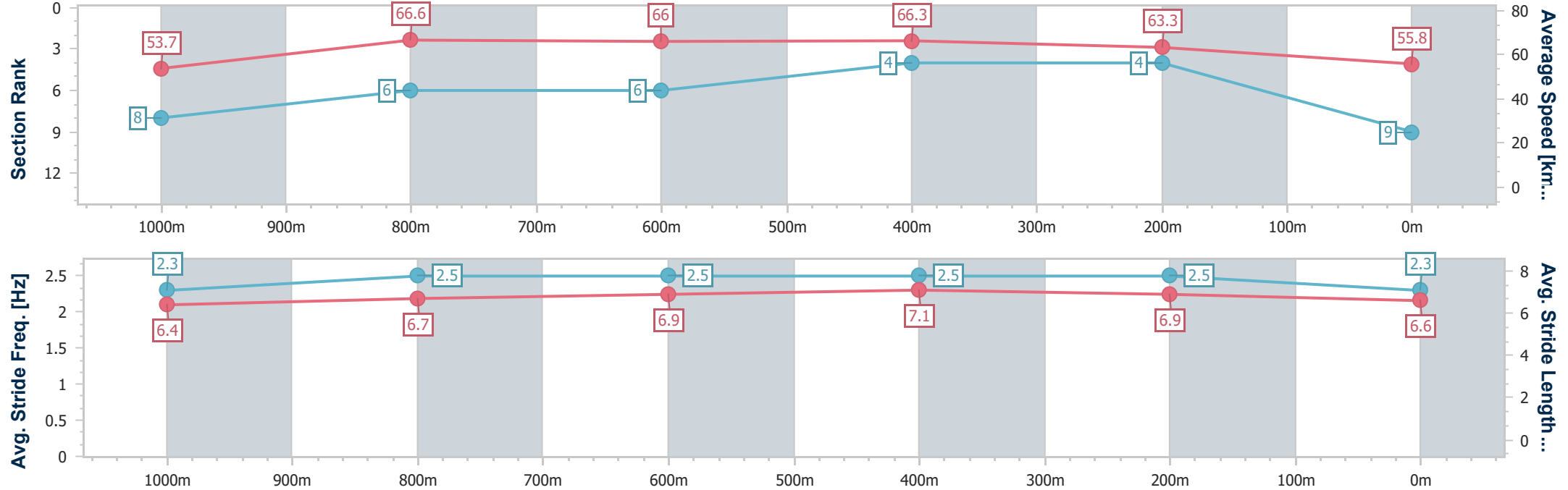
Horse/Jockey Name	Semana
Final Rank	9
Fastest Section Time (Section)	0:11.03 (1000m)
Top Speed [km/h] (Section)	67.3 (Overall)
Race State	Finished



Eagle FarmProfessional
Race 4: THE STAR MORETON CUP - GROUP 2 - 1200m
07 June 2025 - 12:54
Track Rating: Soft 5, Weather: Fine, Rail Position: +2m Entire Course



Section	Overall	1000m	800m	600m	400m	200m							
Section Times	1:11.06 [9] (0:13.46)	0:57.60 [8] (0:11.03)	0:46.57 [6] (0:11.28)	0:35.29 [6] (0:11.04)	0:24.25 [4] (0:11.36)	0:12.89 [4] (0:12.89)							
Average Speed [km/h]	53.7	66.6	66.0	66.3	63.3	55.8							
Top Speed [km/h]	67.3	67.0	65.9	66.0	64.9	61.8							
Avg. Dist. to Rail [m]	2.4	4.6	7.0	2.8	5.8	5.8							
Avg. Stride Freq. [Hz]	2.3	2.5	2.5	2.5	2.5	2.3							
Avg. Stride Length [m]	6.4	6.7	6.9	7.1	6.9	6.6							





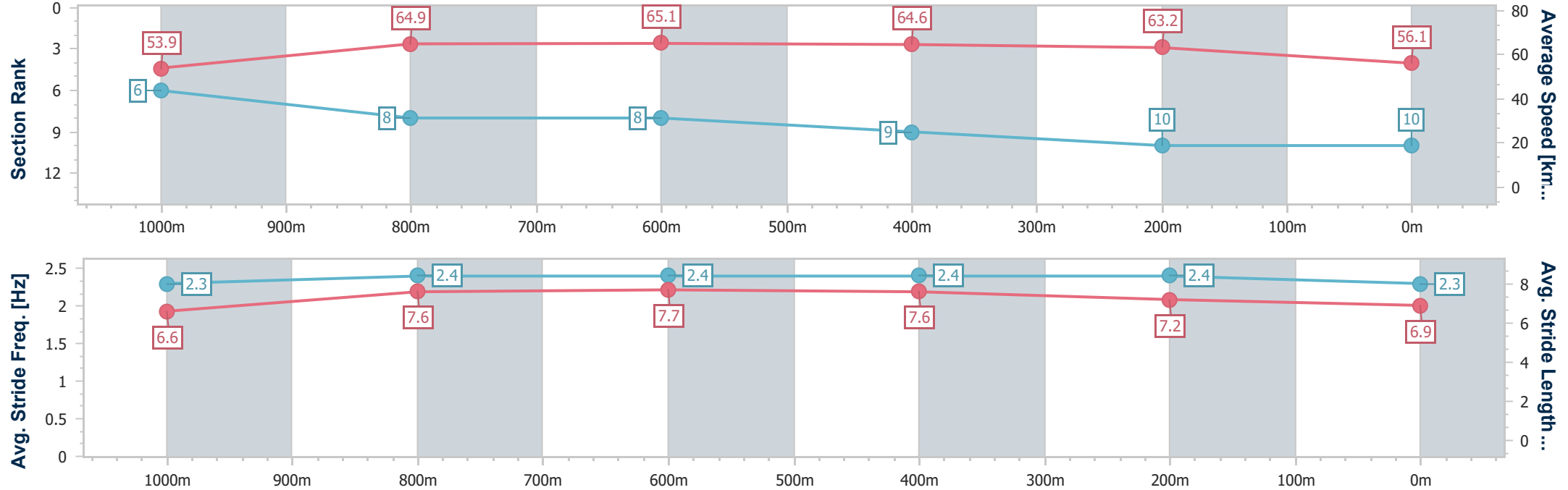
Horse/Jockey Name	Boom Torque
Final Rank	10
Fastest Section Time (Section)	0:11.21 (1000m)
Top Speed [km/h] (Section)	67.6 (Overall)
Race State	Finished



Eagle FarmProfessional
Race 4: THE STAR MORETON CUP - GROUP 2 - 1200m
07 June 2025 - 12:54
Track Rating: Soft 5, Weather: Fine, Rail Position: +2m Entire Course



Section	Overall	1000m	800m	600m	400m	200m							
Section Times	1:11.34 [10] (0:13.37)	0:57.97 [6] (0:11.21)	0:46.76 [8] (0:11.24)	0:35.52 [8] (0:11.30)	0:24.22 [9] (0:11.40)	0:12.82 [10] (0:12.82)							
Average Speed [km/h]	53.9	64.9	65.1	64.6	63.2	56.1							
Top Speed [km/h]	67.6	66.8	65.8	65.8	65.4	59.6							
Avg. Dist. to Rail [m]	0.8	2.9	3.4	3.0	8.0	5.6							
Avg. Stride Freq. [Hz]	2.3	2.4	2.4	2.4	2.4	2.3							
Avg. Stride Length [m]	6.6	7.6	7.7	7.6	7.2	6.9							





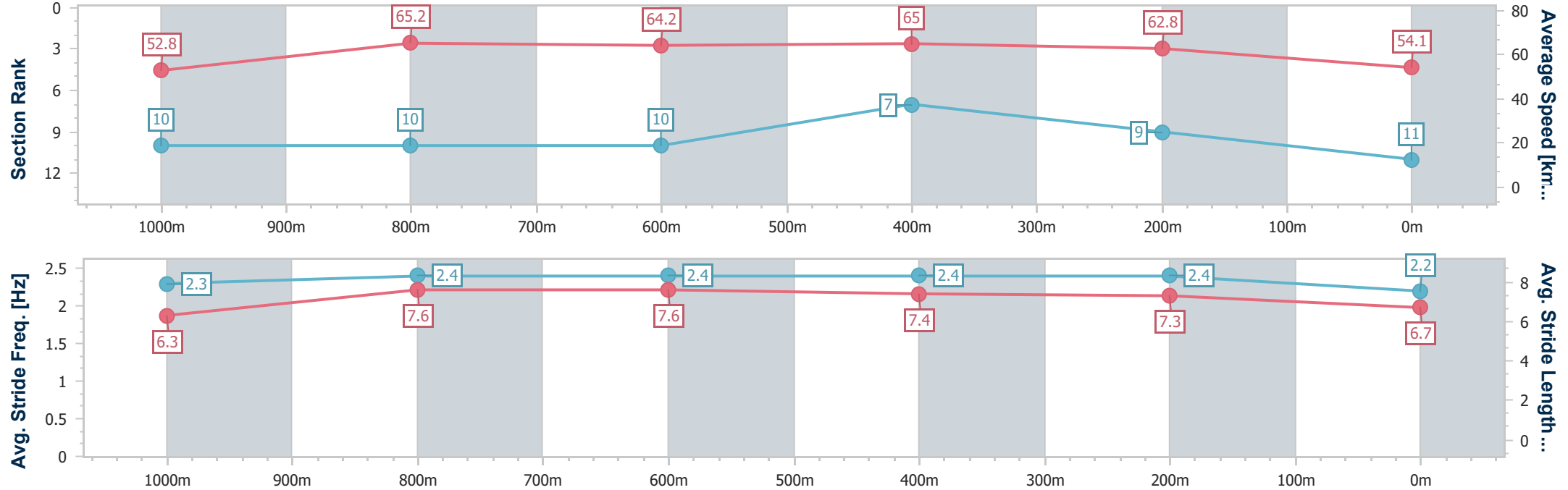
Horse/Jockey Name	Lubrication
Final Rank	11
Fastest Section Time (Section)	0:11.03 (600m)
Top Speed [km/h] (Section)	67.5 (Overall)
Race State	Finished



Eagle FarmProfessional
Race 4: THE STAR MORETON CUP - GROUP 2 - 1200m
07 June 2025 - 12:54
Track Rating: Soft 5, Weather: Fine, Rail Position: +2m Entire Course



Section	Overall	1000m	800m	600m	400m	200m							
Section Times	1:11.82 [11] (0:13.68)	0:58.14 [10] (0:11.12)	0:47.02 [10] (0:11.22)	0:35.80 [10] (0:11.03)	0:24.77 [7] (0:11.46)	0:13.31 [9] (0:13.31)							
Average Speed [km/h]	52.8	65.2	64.2	65.0	62.8	54.1							
Top Speed [km/h]	67.5	67.0	65.1	66.0	67.1	58.6							
Avg. Dist. to Rail [m]	1.4	1.2	0.5	0.8	4.7	5.6							
Avg. Stride Freq. [Hz]	2.3	2.4	2.4	2.4	2.4	2.2							
Avg. Stride Length [m]	6.3	7.6	7.6	7.4	7.3	6.7							





Eagle Farm Professional
Race 5: U&U RECRUITMENT QUEENSLAND DAY STAKES - LISTED -
1200m

07 June 2025 - 13:30



BRISBANE
RACING CLUB

Track Rating: Soft 5, Weather: Fine, Rail Position: +2m Entire Course

Section						Overall	1000m	800m	600m	400m	200m	Last 600m	
Field Times						1:10.56 (0:13.24)	0:57.32 (0:10.84)	0:46.48 (0:11.35)	0:35.13 (0:11.64)	0:23.49 (0:11.40)	0:12.09 (0:12.09)	0:35.13	
Rank	TAB	Horse/Jockey	Barrier	Top Speed [km/h]	Fastest Section							Margin	Distance Travelled [m]
1	3	COSMIC FIRE	13	69.5	0:10.99	1:10.56 [1]	0:57.27 [2]	0:46.28 [2]	0:34.77 [2]	0:23.24 [5]	0:12.09 [1]	1:10.56	0:34.77
		Jamie Mott		1000m	1000m	(0:13.29)	(0:10.99)	(0:11.51)	(0:11.53)	(0:11.15)	(0:12.09)		
2	10	GERRINGONG	16	69.8	0:10.92	1:10.65 [2]	0:56.40 [15]	0:45.48 [14]	0:34.22 [12]	0:22.89 [13]	0:11.87 [8]	0.55L	0:34.22 +3
		Tim Clark		1000m	1000m	(0:14.25)	(0:10.92)	(0:11.26)	(0:11.33)	(0:11.02)	(0:11.87)		
3	1	COLEMAN	1	66.8	0:10.96	1:10.84 [3]	0:57.28 [6]	0:46.32 [5]	0:35.03 [4]	0:23.77 [1]	0:12.29 [3]	1.66L	0:35.03 -12
		Kerrin McEvoy		Overall	1000m	(0:13.56)	(0:10.96)	(0:11.29)	(0:11.26)	(0:11.48)	(0:12.29)		
4	14	SOUTHERN CHARM	7	67.5	0:11.06	1:10.88 [4]	0:57.49 [3]	0:46.43 [3]	0:35.02 [6]	0:23.49 [6]	0:12.28 [4]	1.88L	0:35.02 +1
		Angela Jones		Overall	1000m	(0:13.39)	(0:11.06)	(0:11.41)	(0:11.53)	(0:11.21)	(0:12.28)		
5	20	SILVER WEDDING	6	67.4	0:11.00	1:10.94 [5]	0:57.41 [5]	0:46.41 [6]	0:35.12 [5]	0:23.69 [3]	0:12.28 [5]	2.25L	0:35.12 +9
		Jason Collett		1000m	1000m	(0:13.53)	(0:11.00)	(0:11.29)	(0:11.43)	(0:11.41)	(0:12.28)		
6	2	WINNASEDGE	4	68.7	0:10.84	1:10.95 [6]	0:57.71 [1]	0:46.87 [1]	0:35.52 [1]	0:23.88 [2]	0:12.45 [2]	2.35L	0:35.52 -3
		Mark Zahra		1000m	1000m	(0:13.24)	(0:10.84)	(0:11.35)	(0:11.64)	(0:11.43)	(0:12.45)		
7	18	LUTETIA	3	67.9	0:11.07	1:10.98 [7]	0:57.15 [9]	0:46.08 [10]	0:34.67 [10]	0:23.44 [8]	0:12.24 [7]	2.52L	0:34.67 -3
		Damien Thornton		1000m	1000m	(0:13.83)	(0:11.07)	(0:11.41)	(0:11.23)	(0:11.20)	(0:12.24)		
8	16	SHE OURS	14	67.2	0:11.10	1:11.17 [8]	0:57.17 [12]	0:46.07 [12]	0:34.68 [13]	0:23.44 [12]	0:12.20 [12]	3.62L	0:34.68 -8
		Michael Rodd		1000m	1000m	(0:14.00)	(0:11.10)	(0:11.39)	(0:11.24)	(0:11.24)	(0:12.20)		
9	13	PRIDE TO FOLLOW	12	68.9	0:11.01	1:11.17 [9]	0:56.82 [16]	0:45.81 [18]	0:34.39 [18]	0:23.05 [18]	0:11.98 [17]	3.64L	0:34.39 -1
		Kyle Wilson-Taylor		1000m	1000m	(0:14.35)	(0:11.01)	(0:11.42)	(0:11.34)	(0:11.07)	(0:11.98)		
10	9	AMELITA	5	67.3	0:11.05	1:11.18 [10]	0:57.77 [4]	0:46.72 [4]	0:35.38 [3]	0:23.90 [4]	0:12.51 [6]	3.66L	0:35.38 -3
		Tommy Berry		1000m	1000m	(0:13.41)	(0:11.05)	(0:11.34)	(0:11.48)	(0:11.39)	(0:12.51)		

Scratched: Lead Me On (#5), Hearts Are Better (#12)

Report Created: Sat 7 June 2025 13:51 GMT+10 (Note: Timing is based on position data)

Page 1/20

[] Ranking at each section and finish
-:-:- No data available at this section
NA No data available

SCN Saddle cloth number
DNF Did not finish
DNT Did not track

data processed by  TRIPLESDATA



Eagle Farm Professional
Race 5: U&U RECRUITMENT QUEENSLAND DAY STAKES - LISTED -
1200m

07 June 2025 - 13:30



BRISBANE
RACING CLUB

Track Rating: Soft 5, Weather: Fine, Rail Position: +2m Entire Course

Section						Overall	1000m	800m	600m	400m	200m	Last 600m			
Field Times						1:10.56 (0:13.24)	0:57.32 (0:10.84)	0:46.48 (0:11.35)	0:35.13 (0:11.64)	0:23.49 (0:11.40)	0:12.09 (0:12.09)	0:35.13			
Rank	TAB	Horse/Jockey	Barrier	Top Speed [km/h]	Fastest Section									Margin	Distance Travelled [m]
11	11	PIERATA'S GEM	2	66.9	0:11.14	1:11.21 [11]	0:57.62 [8]	0:46.48 [8]	0:35.12 [8]	0:23.69 [7]	0:12.31 [9]	3.86L	0:35.12	-5	
		Martin Harley		Overall	1000m	(0:13.59)	(0:11.14)	(0:11.36)	(0:11.43)	(0:11.38)	(0:12.31)				
12	8	ZOUBABY	15	70.1	0:10.91	1:11.22 [12]	0:56.79 [18]	0:45.88 [16]	0:34.57 [16]	0:23.36 [15]	0:12.29 [10]	3.94L	0:34.57	+5	
		Craig Williams		1000m	1000m	(0:14.43)	(0:10.91)	(0:11.31)	(0:11.21)	(0:11.07)	(0:12.29)				
13	17	DREAM SMART	17	69.8	0:10.96	1:11.42 [13]	0:57.21 [14]	0:46.25 [13]	0:34.89 [14]	0:23.60 [14]	0:12.39 [14]	5.09L	0:34.89	+1	
		Cejay Graham		1000m	1000m	(0:14.21)	(0:10.96)	(0:11.36)	(0:11.29)	(0:11.21)	(0:12.39)				
14	15	FINGERS HUNTER	11	67.3	0:11.08	1:11.52 [14]	0:57.36 [13]	0:46.17 [17]	0:34.76 [17]	0:23.48 [17]	0:12.40 [16]	5.69L	0:34.76	-6	
		Andrew Mallyon		1000m	400m	(0:14.16)	(0:11.19)	(0:11.41)	(0:11.28)	(0:11.08)	(0:12.40)				
15	4	HELLA FAST	9	68.0	0:11.20	1:11.57 [15]	0:57.70 [10]	0:46.50 [11]	0:35.25 [11]	0:23.89 [11]	0:12.59 [13]	5.98L	0:35.25	+6	
		Ryan Maloney		1000m	1000m	(0:13.87)	(0:11.20)	(0:11.25)	(0:11.36)	(0:11.30)	(0:12.59)				
16	7	VELOCIOUS	8	67.6	0:11.12	1:11.64 [16]	0:58.07 [7]	0:46.95 [7]	0:35.57 [7]	0:24.04 [10]	0:12.68 [11]	6.4L	0:35.57	+8	
		Ethan Brown		Overall	1000m	(0:13.57)	(0:11.12)	(0:11.38)	(0:11.53)	(0:11.36)	(0:12.68)				
17	19	HEAVENLY IMPACT	18	70.6	0:10.91	1:11.86 [17]	0:57.46 [17]	0:46.55 [15]	0:35.29 [15]	0:23.94 [16]	0:12.65 [18]	7.66L	0:35.29	+4	
		Rachel King		1000m	1000m	(0:14.40)	(0:10.91)	(0:11.26)	(0:11.35)	(0:11.29)	(0:12.65)				
18	6	DETRIMENTAL	10	69.2	0:10.85	1:11.88 [18]	0:57.92 [11]	0:47.07 [9]	0:35.73 [9]	0:24.31 [9]	0:12.81 [15]	7.78L	0:35.73	-7	
		Jag Guthmann-Chester		1000m	1000m	(0:13.96)	(0:10.85)	(0:11.34)	(0:11.42)	(0:11.50)	(0:12.81)				

Scratched: Lead Me On (#5), Hearts Are Better (#12)



Horse/Jockey Name	Cosmic Fire
Final Rank	1
Fastest Section Time (Section)	0:10.99 (1000m)
Top Speed [km/h] (Section)	69.5 (1000m)
Race State	Finished

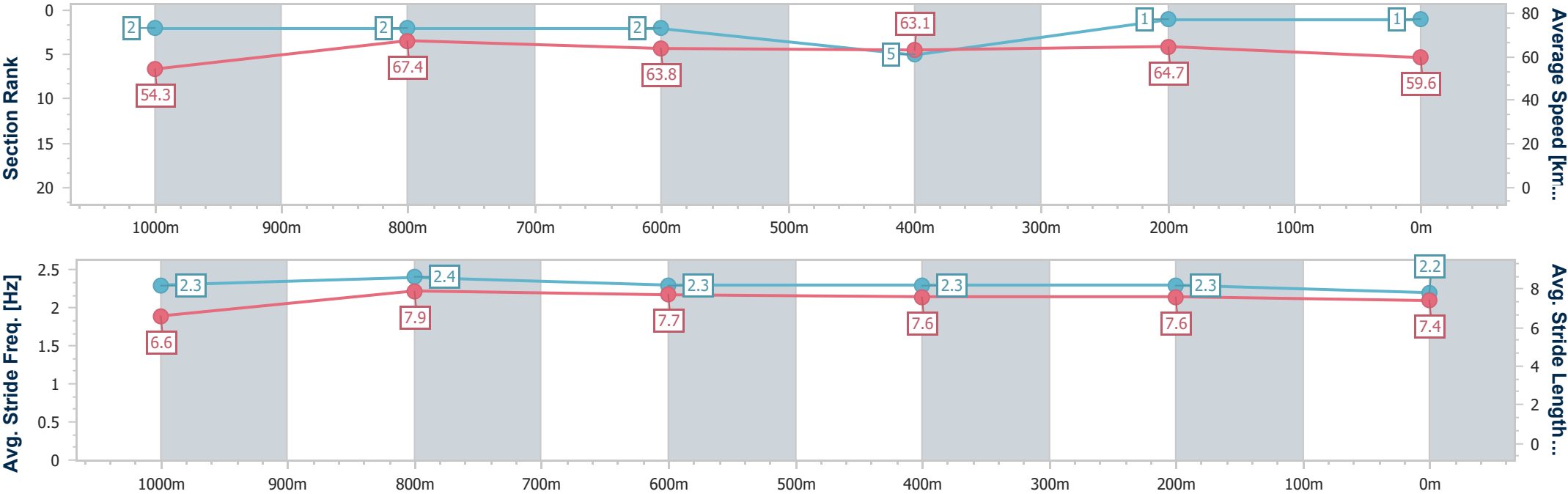


Eagle FarmProfessional
Race 5: U&U RECRUITMENT QUEENSLAND DAY STAKES -
LISTED - 1200m
07 June 2025 - 13:30
Track Rating: Soft 5, Weather: Fine, Rail Position: +2m Entire
Course



BRISBANE
RACING CLUB

Section	Overall	1000m	800m	600m	400m	200m								
Section Times	1:10.56 [1] (0:13.29)	0:57.27 [2] (0:10.99)	0:46.28 [2] (0:11.51)	0:34.77 [2] (0:11.53)	0:23.24 [5] (0:11.15)	0:12.09 [1] (0:12.09)								
Average Speed [km/h]	54.3	67.4	63.8	63.1	64.7	59.6								
Top Speed [km/h]	69.5	69.5	65.0	65.0	66.4	63.3								
Avg. Dist. to Rail [m]	7.3	5.4	4.3	2.7	7.5	7.5								
Avg. Stride Freq. [Hz]	2.3	2.4	2.3	2.3	2.3	2.2								
Avg. Stride Length [m]	6.6	7.9	7.7	7.6	7.6	7.4								





Horse/Jockey Name	Gerringong
Final Rank	2
Fastest Section Time (Section)	0:10.92 (1000m)
Top Speed [km/h] (Section)	69.8 (1000m)
Race State	Finished

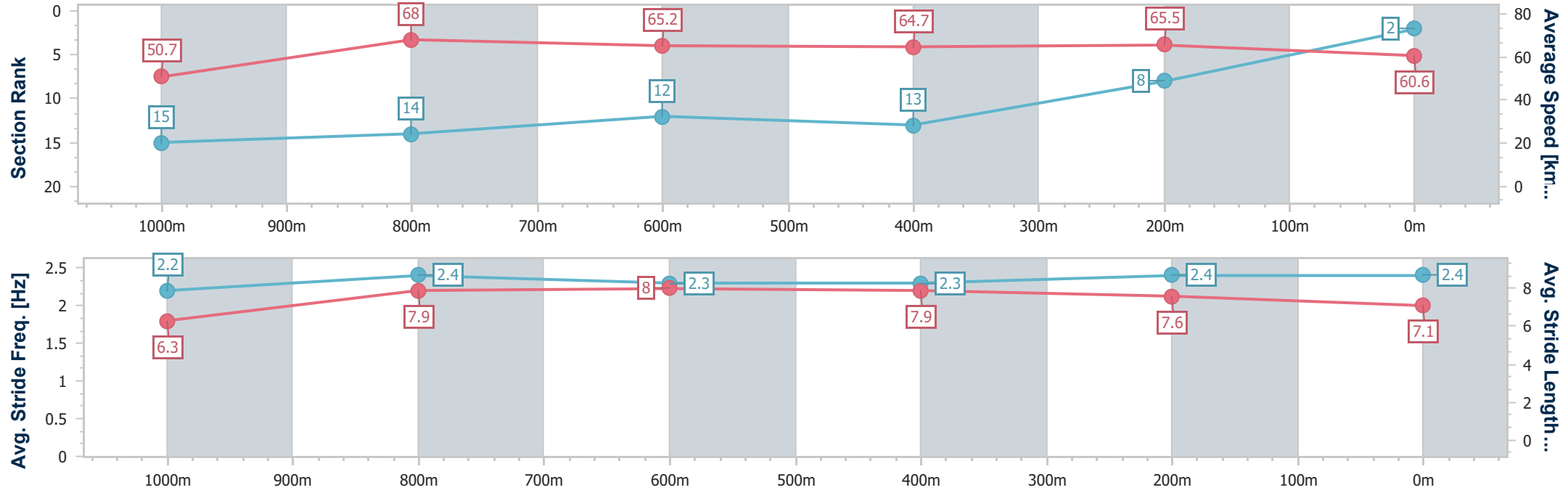


Eagle FarmProfessional
Race 5: U&U RECRUITMENT QUEENSLAND DAY STAKES - LISTED - 1200m
07 June 2025 - 13:30
Track Rating: Soft 5, Weather: Fine, Rail Position: +2m Entire Course



BRISBANE
RACING CLUB

Section	Overall	1000m	800m	600m	400m	200m								
Section Times	1:10.65 [2] (0:14.25)	0:56.40 [15] (0:10.92)	0:45.48 [14] (0:11.26)	0:34.22 [12] (0:11.33)	0:22.89 [13] (0:11.02)	0:11.87 [8] (0:11.87)								
Average Speed [km/h]	50.7	68.0	65.2	64.7	65.5	60.6								
Top Speed [km/h]	68.7	69.8	66.8	66.1	66.3	64.0								
Avg. Dist. to Rail [m]	11.2	6.2	4.1	4.1	8.8	8.7								
Avg. Stride Freq. [Hz]	2.2	2.4	2.3	2.3	2.4	2.4								
Avg. Stride Length [m]	6.3	7.9	8.0	7.9	7.6	7.1								



[] Ranking at each section and finish
-.-.- No data available at this section
NA No data available



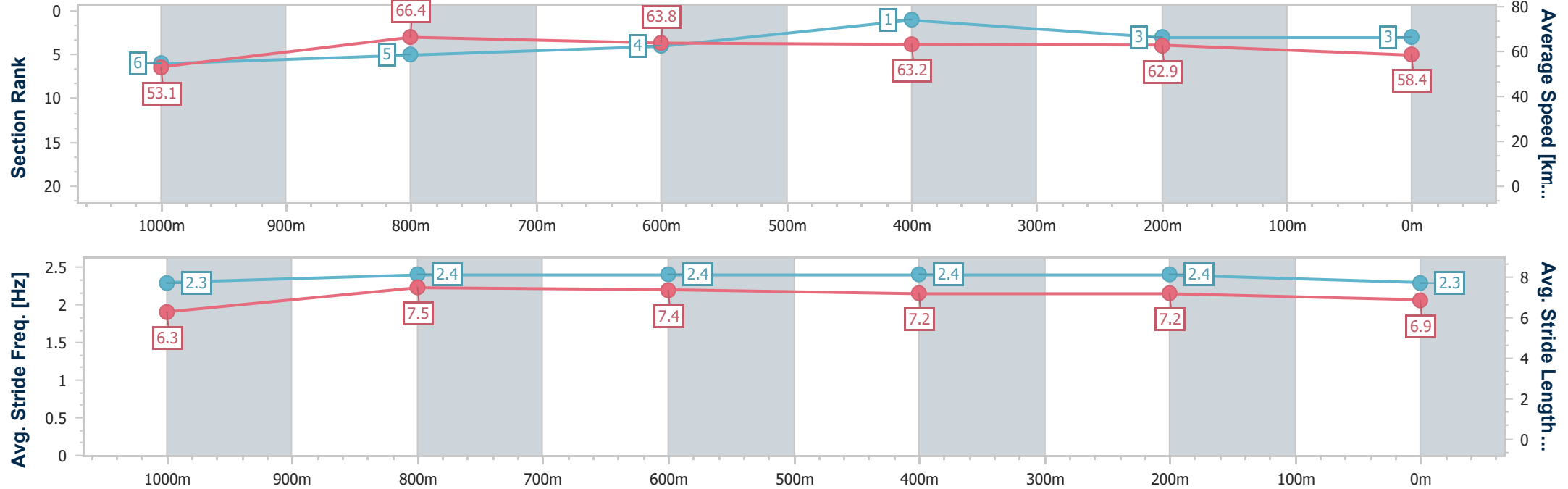
Horse/Jockey Name	Coleman
Final Rank	3
Fastest Section Time (Section)	0:10.96 (1000m)
Top Speed [km/h] (Section)	66.8 (Overall)
Race State	Finished



Eagle FarmProfessional
Race 5: U&U RECRUITMENT QUEENSLAND DAY STAKES - LISTED - 1200m
07 June 2025 - 13:30
Track Rating: Soft 5, Weather: Fine, Rail Position: +2m Entire Course



Section	Overall	1000m	800m	600m	400m	200m								
Section Times	1:10.84 [3] (0:13.56)	0:57.28 [6] (0:10.96)	0:46.32 [5] (0:11.29)	0:35.03 [4] (0:11.26)	0:23.77 [1] (0:11.48)	0:12.29 [3] (0:12.29)								
Average Speed [km/h]	53.1	66.4	63.8	63.2	62.9	58.4								
Top Speed [km/h]	66.8	66.8	64.3	64.2	64.1	61.0								
Avg. Dist. to Rail [m]	1.0	1.5	0.8	1.7	2.5	2.6								
Avg. Stride Freq. [Hz]	2.3	2.4	2.4	2.4	2.4	2.3								
Avg. Stride Length [m]	6.3	7.5	7.4	7.2	7.2	6.9								



[] Ranking at each section and finish
-.-.- No data available at this section
NA No data available



Horse/Jockey Name	Southern Charm
Final Rank	4
Fastest Section Time (Section)	0:11.06 (1000m)
Top Speed [km/h] (Section)	67.5 (Overall)
Race State	Finished

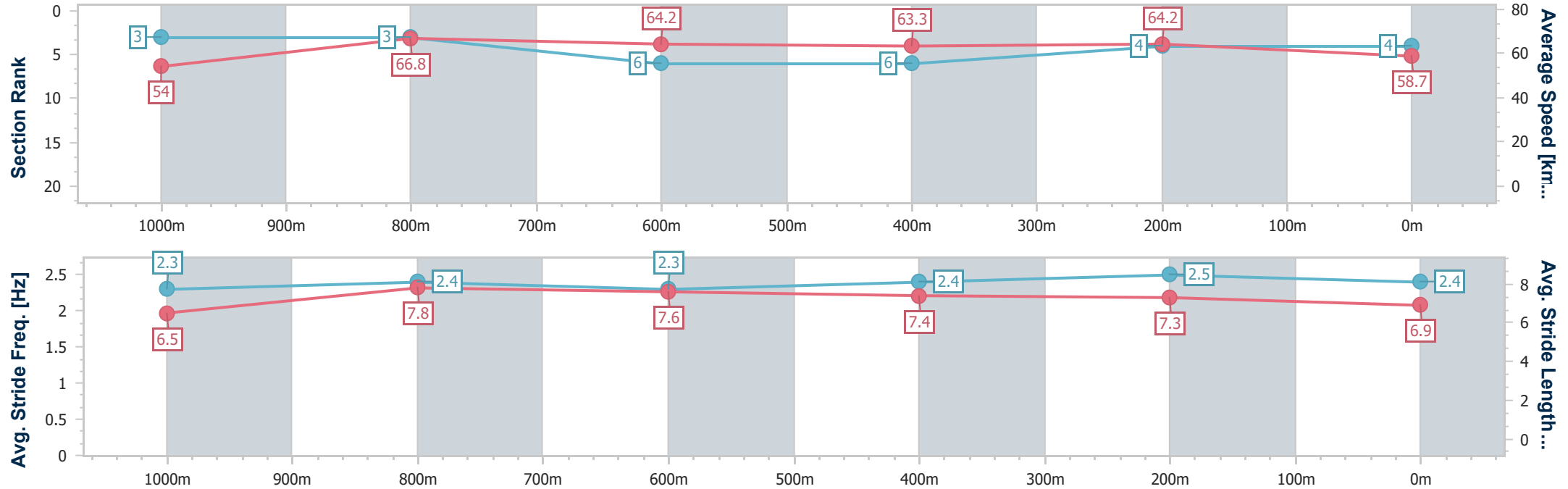


Eagle FarmProfessional
Race 5: U&U RECRUITMENT QUEENSLAND DAY STAKES - LISTED - 1200m
07 June 2025 - 13:30
Track Rating: Soft 5, Weather: Fine, Rail Position: +2m Entire Course



BRISBANE
RACING CLUB

Section	Overall	1000m	800m	600m	400m	200m								
Section Times	1:10.88 [4] (0:13.39)	0:57.49 [3] (0:11.06)	0:46.43 [3] (0:11.41)	0:35.02 [6] (0:11.53)	0:23.49 [6] (0:11.21)	0:12.28 [4] (0:12.28)								
Average Speed [km/h]	54.0	66.8	64.2	63.3	64.2	58.7								
Top Speed [km/h]	67.5	67.2	65.6	64.7	65.6	62.6								
Avg. Dist. to Rail [m]	5.7	5.0	4.0	3.2	7.7	8.4								
Avg. Stride Freq. [Hz]	2.3	2.4	2.3	2.4	2.5	2.4								
Avg. Stride Length [m]	6.5	7.8	7.6	7.4	7.3	6.9								



- [] Ranking at each section and finish
- .-.- No data available at this section
- NA No data available



Horse/Jockey Name	Silver Wedding
Final Rank	5
Fastest Section Time (Section)	0:11.00 (1000m)
Top Speed [km/h] (Section)	67.4 (1000m)
Race State	Finished

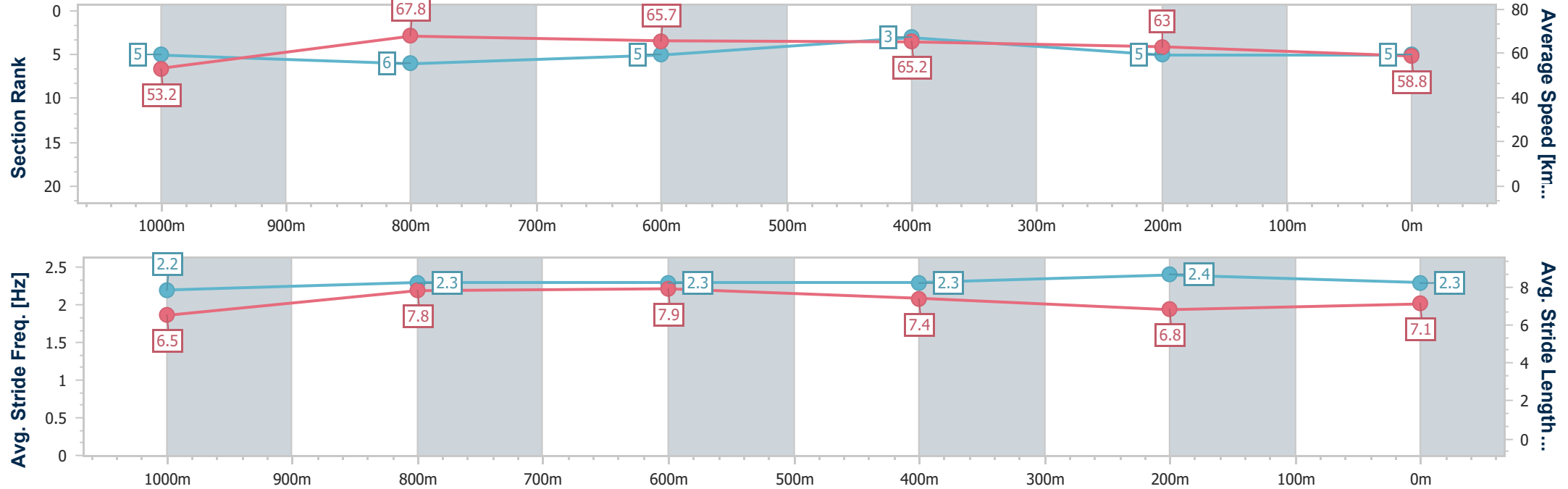


Eagle FarmProfessional
Race 5: U&U RECRUITMENT QUEENSLAND DAY STAKES - LISTED - 1200m
07 June 2025 - 13:30
Track Rating: Soft 5, Weather: Fine, Rail Position: +2m Entire Course



BRISBANE
RACING CLUB

Section	Overall	1000m	800m	600m	400m	200m								
Section Times	1:10.94 [5] (0:13.53)	0:57.41 [5] (0:11.00)	0:46.41 [6] (0:11.29)	0:35.12 [5] (0:11.43)	0:23.69 [3] (0:11.41)	0:12.28 [5] (0:12.28)								
Average Speed [km/h]	53.2	67.8	65.7	65.2	63.0	58.8								
Top Speed [km/h]	66.3	67.4	65.3	64.7	64.7	61.4								
Avg. Dist. to Rail [m]	4.4	6.4	6.9	7.1	10.8	10.4								
Avg. Stride Freq. [Hz]	2.2	2.3	2.3	2.3	2.4	2.3								
Avg. Stride Length [m]	6.5	7.8	7.9	7.4	6.8	7.1								





Horse/Jockey Name	Winnasedge
Final Rank	6
Fastest Section Time (Section)	0:10.84 (1000m)
Top Speed [km/h] (Section)	68.7 (1000m)
Race State	Finished

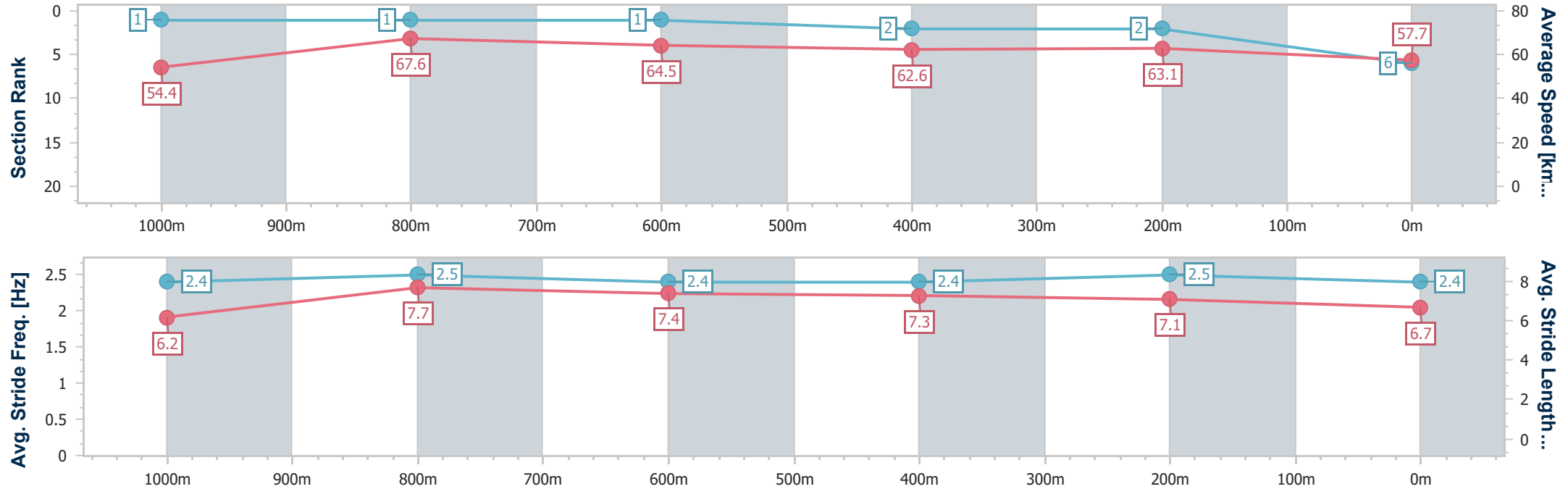


Eagle FarmProfessional
Race 5: U&U RECRUITMENT QUEENSLAND DAY STAKES -
LISTED - 1200m
07 June 2025 - 13:30
Track Rating: Soft 5, Weather: Fine, Rail Position: +2m Entire
Course



BRISBANE
RACING CLUB

Section	Overall	1000m	800m	600m	400m	200m								
Section Times	1:10.95 [6] (0:13.24)	0:57.71 [1] (0:10.84)	0:46.87 [1] (0:11.35)	0:35.52 [1] (0:11.64)	0:23.88 [2] (0:11.43)	0:12.45 [2] (0:12.45)								
Average Speed [km/h]	54.4	67.6	64.5	62.6	63.1	57.7								
Top Speed [km/h]	68.5	68.7	66.5	63.6	64.0	61.5								
Avg. Dist. to Rail [m]	2.7	3.6	3.2	2.7	6.5	6.0								
Avg. Stride Freq. [Hz]	2.4	2.5	2.4	2.4	2.5	2.4								
Avg. Stride Length [m]	6.2	7.7	7.4	7.3	7.1	6.7								





Horse/Jockey Name	Lutetia
Final Rank	7
Fastest Section Time (Section)	0:11.07 (1000m)
Top Speed [km/h] (Section)	67.9 (1000m)
Race State	Finished

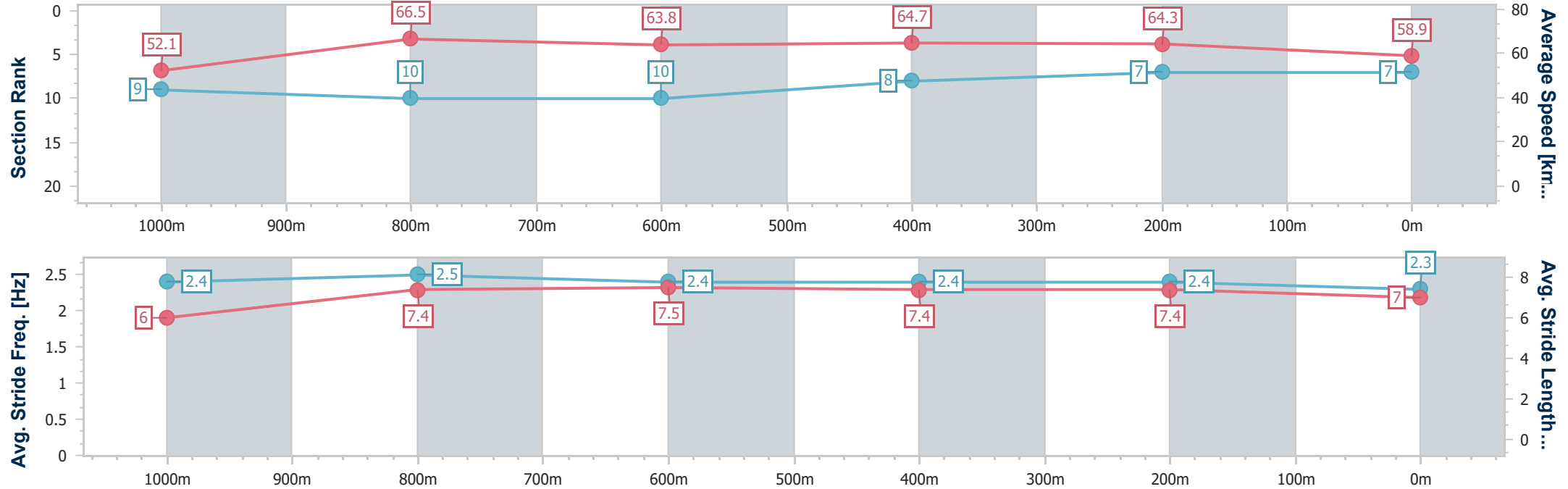


Eagle FarmProfessional
Race 5: U&U RECRUITMENT QUEENSLAND DAY STAKES - LISTED - 1200m
07 June 2025 - 13:30
Track Rating: Soft 5, Weather: Fine, Rail Position: +2m Entire Course



BRISBANE
RACING CLUB

Section	Overall	1000m	800m	600m	400m	200m							
Section Times	1:10.98 [7] (0:13.83)	0:57.15 [9] (0:11.07)	0:46.08 [10] (0:11.41)	0:34.67 [10] (0:11.23)	0:23.44 [8] (0:11.20)	0:12.24 [7] (0:12.24)							
Average Speed [km/h]	52.1	66.5	63.8	64.7	64.3	58.9							
Top Speed [km/h]	66.6	67.9	65.2	66.7	65.7	62.7							
Avg. Dist. to Rail [m]	2.3	4.0	2.9	2.1	7.2	7.3							
Avg. Stride Freq. [Hz]	2.4	2.5	2.4	2.4	2.4	2.3							
Avg. Stride Length [m]	6.0	7.4	7.5	7.4	7.4	7.0							



[] Ranking at each section and finish
-.-.- No data available at this section
NA No data available



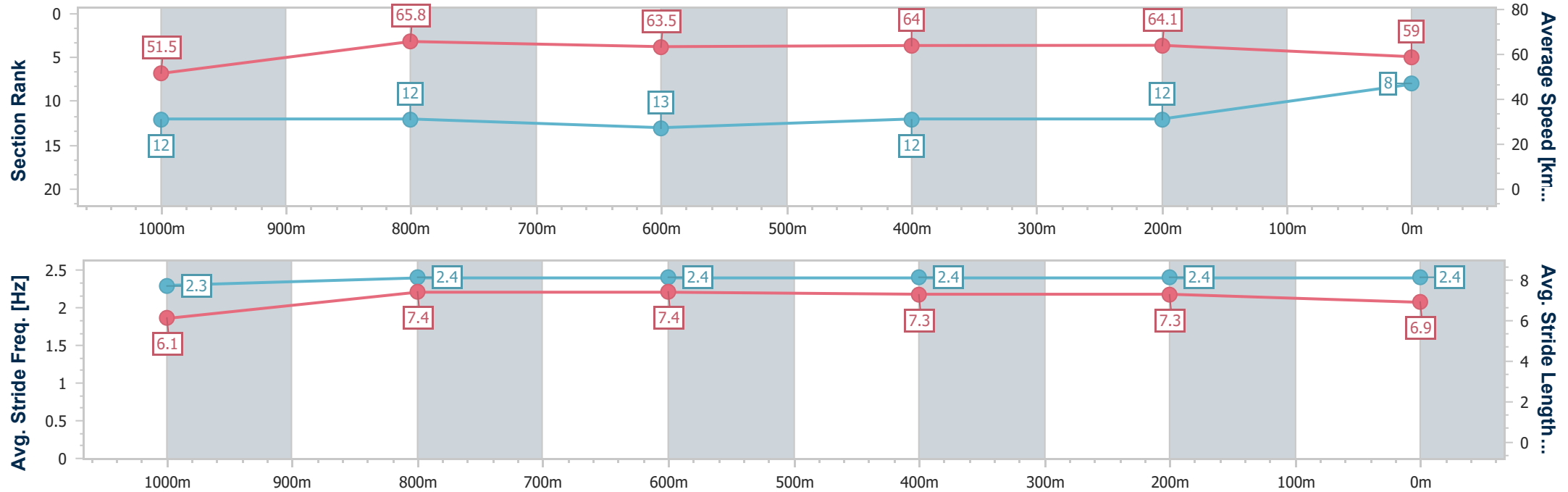
Horse/Jockey Name	She Ours
Final Rank	8
Fastest Section Time (Section)	0:11.10 (1000m)
Top Speed [km/h] (Section)	67.2 (1000m)
Race State	Finished



Eagle FarmProfessional
Race 5: U&U RECRUITMENT QUEENSLAND DAY STAKES - LISTED - 1200m
07 June 2025 - 13:30
Track Rating: Soft 5, Weather: Fine, Rail Position: +2m Entire Course



Section	Overall	1000m	800m	600m	400m	200m								
Section Times	1:11.17 [8] (0:14.00)	0:57.17 [12] (0:11.10)	0:46.07 [12] (0:11.39)	0:34.68 [13] (0:11.24)	0:23.44 [12] (0:11.24)	0:12.20 [12] (0:12.20)								
Average Speed [km/h]	51.5	65.8	63.5	64.0	64.1	59.0								
Top Speed [km/h]	64.9	67.2	64.5	65.5	65.6	61.2								
Avg. Dist. to Rail [m]	8.7	3.3	0.9	0.7	3.6	3.8								
Avg. Stride Freq. [Hz]	2.3	2.4	2.4	2.4	2.4	2.4								
Avg. Stride Length [m]	6.1	7.4	7.4	7.3	7.3	6.9								



[] Ranking at each section and finish
-.-.- No data available at this section
NA No data available



Horse/Jockey Name	Pride To Follow
Final Rank	9
Fastest Section Time (Section)	0:11.01 (1000m)
Top Speed [km/h] (Section)	68.9 (1000m)
Race State	Finished

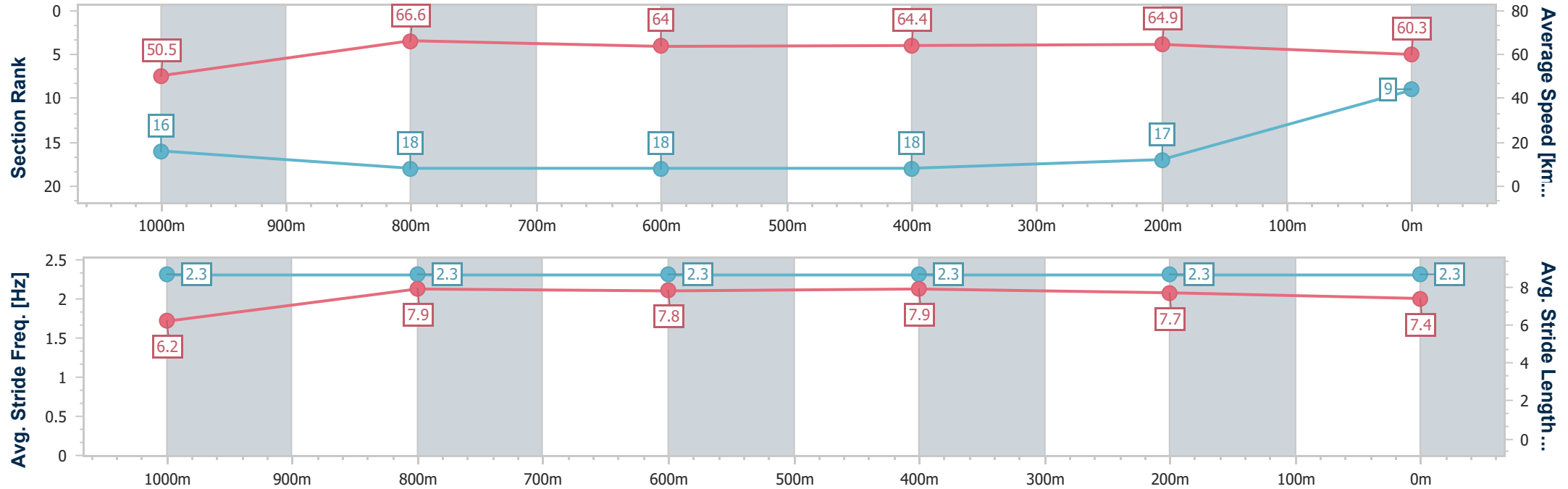


Eagle FarmProfessional
Race 5: U&U RECRUITMENT QUEENSLAND DAY STAKES - LISTED - 1200m
07 June 2025 - 13:30
Track Rating: Soft 5, Weather: Fine, Rail Position: +2m Entire Course



BRISBANE
RACING CLUB

Section	Overall	1000m	800m	600m	400m	200m							
Section Times	1:11.17 [9] (0:14.35)	0:56.82 [16] (0:11.01)	0:45.81 [18] (0:11.42)	0:34.39 [18] (0:11.34)	0:23.05 [18] (0:11.07)	0:11.98 [17] (0:11.98)							
Average Speed [km/h]	50.5	66.6	64.0	64.4	64.9	60.3							
Top Speed [km/h]	64.0	68.9	67.5	66.1	66.7	63.3							
Avg. Dist. to Rail [m]	8.8	4.2	3.1	2.6	8.5	8.9							
Avg. Stride Freq. [Hz]	2.3	2.3	2.3	2.3	2.3	2.3							
Avg. Stride Length [m]	6.2	7.9	7.8	7.9	7.7	7.4							





Horse/Jockey Name	Amelita
Final Rank	10
Fastest Section Time (Section)	0:11.05 (1000m)
Top Speed [km/h] (Section)	67.3 (1000m)
Race State	Finished

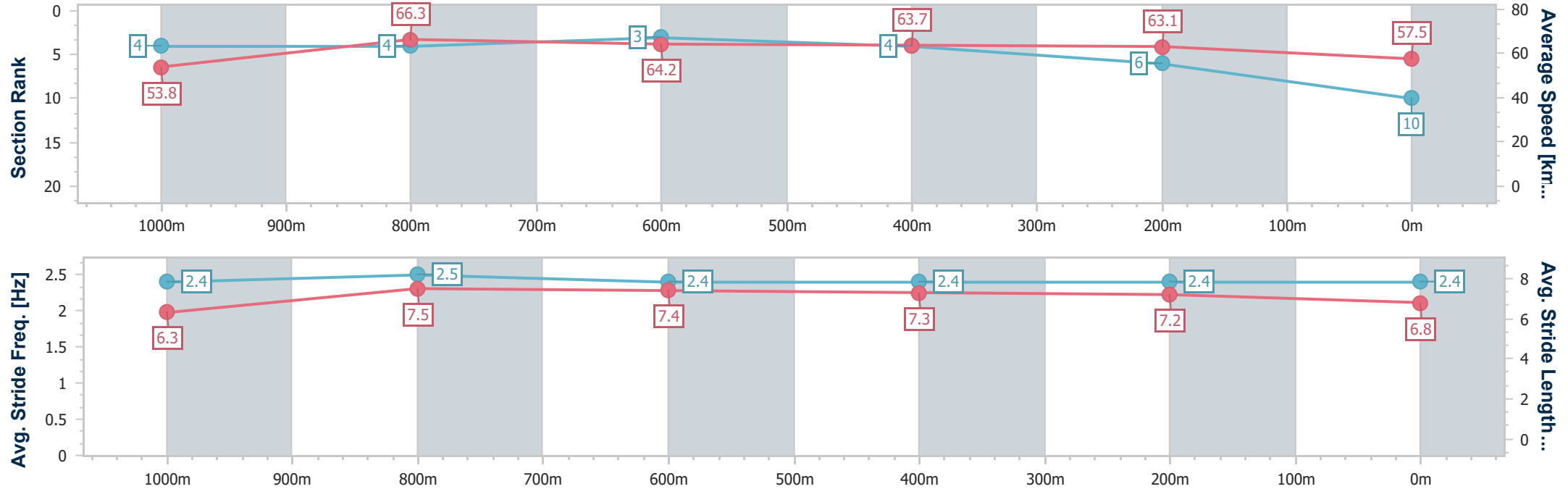


Eagle FarmProfessional
Race 5: U&U RECRUITMENT QUEENSLAND DAY STAKES -
LISTED - 1200m
07 June 2025 - 13:30
Track Rating: Soft 5, Weather: Fine, Rail Position: +2m Entire
Course



BRISBANE
RACING CLUB

Section	Overall	1000m	800m	600m	400m	200m							
Section Times	1:11.18 [10] (0:13.41)	0:57.77 [4] (0:11.05)	0:46.72 [4] (0:11.34)	0:35.38 [3] (0:11.48)	0:23.90 [4] (0:11.39)	0:12.51 [6] (0:12.51)							
Average Speed [km/h]	53.8	66.3	64.2	63.7	63.1	57.5							
Top Speed [km/h]	67.2	67.3	66.6	64.3	64.8	61.2							
Avg. Dist. to Rail [m]	3.8	4.0	2.9	2.5	6.7	4.7							
Avg. Stride Freq. [Hz]	2.4	2.5	2.4	2.4	2.4	2.4							
Avg. Stride Length [m]	6.3	7.5	7.4	7.3	7.2	6.8							



[] Ranking at each section and finish
-.-.- No data available at this section
NA No data available



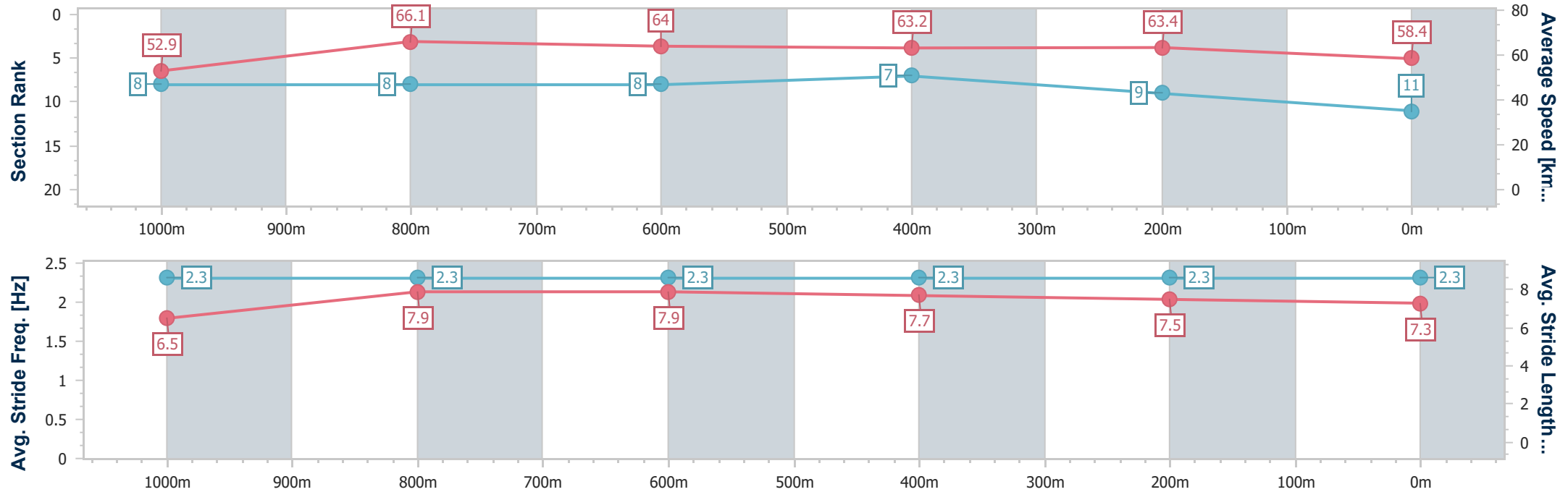
Horse/Jockey Name	Pierata's Gem
Final Rank	11
Fastest Section Time (Section)	0:11.14 (1000m)
Top Speed [km/h] (Section)	66.9 (Overall)
Race State	Finished



Eagle FarmProfessional
Race 5: U&U RECRUITMENT QUEENSLAND DAY STAKES -
LISTED - 1200m
07 June 2025 - 13:30
Track Rating: Soft 5, Weather: Fine, Rail Position: +2m Entire
Course



Section	Overall	1000m	800m	600m	400m	200m								
Section Times	1:11.21 [11] (0:13.59)	0:57.62 [8] (0:11.14)	0:46.48 [8] (0:11.36)	0:35.12 [8] (0:11.43)	0:23.69 [7] (0:11.38)	0:12.31 [9] (0:12.31)								
Average Speed [km/h]	52.9	66.1	64.0	63.2	63.4	58.4								
Top Speed [km/h]	66.9	66.6	65.5	64.6	64.6	61.6								
Avg. Dist. to Rail [m]	2.2	3.9	2.3	0.9	4.9	6.5								
Avg. Stride Freq. [Hz]	2.3	2.3	2.3	2.3	2.3	2.3								
Avg. Stride Length [m]	6.5	7.9	7.9	7.7	7.5	7.3								



[] Ranking at each section and finish
-.-.- No data available at this section
NA No data available



Horse/Jockey Name	Zoubaby
Final Rank	12
Fastest Section Time (Section)	0:10.91 (1000m)
Top Speed [km/h] (Section)	70.1 (1000m)
Race State	Finished

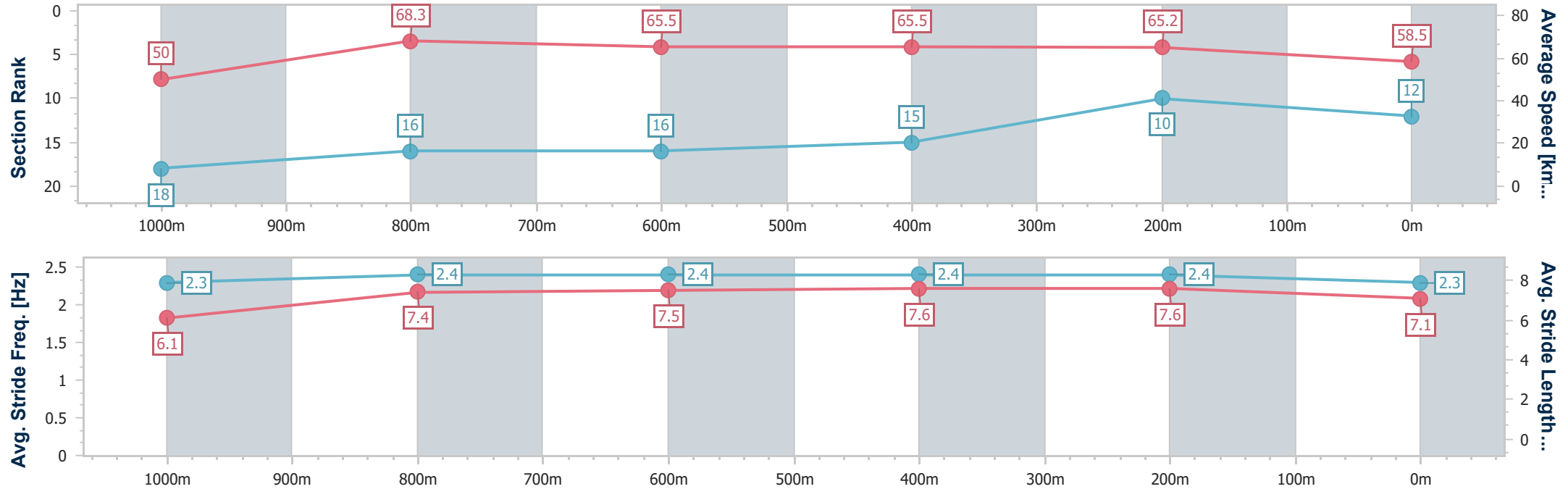


Eagle FarmProfessional
Race 5: U&U RECRUITMENT QUEENSLAND DAY STAKES -
LISTED - 1200m
07 June 2025 - 13:30
Track Rating: Soft 5, Weather: Fine, Rail Position: +2m Entire
Course



BRISBANE
RACING CLUB

Section	Overall	1000m	800m	600m	400m	200m							
Section Times	1:11.22 [12] (0:14.43)	0:56.79 [18] (0:10.91)	0:45.88 [16] (0:11.31)	0:34.57 [16] (0:11.21)	0:23.36 [15] (0:11.07)	0:12.29 [10] (0:12.29)							
Average Speed [km/h]	50.0	68.3	65.5	65.5	65.2	58.5							
Top Speed [km/h]	64.5	70.1	67.2	66.8	66.7	61.6							
Avg. Dist. to Rail [m]	10.2	6.6	6.2	4.4	11.4	12.0							
Avg. Stride Freq. [Hz]	2.3	2.4	2.4	2.4	2.4	2.3							
Avg. Stride Length [m]	6.1	7.4	7.5	7.6	7.6	7.1							





Horse/Jockey Name	Dream Smart
Final Rank	13
Fastest Section Time (Section)	0:10.96 (1000m)
Top Speed [km/h] (Section)	69.8 (1000m)
Race State	Finished

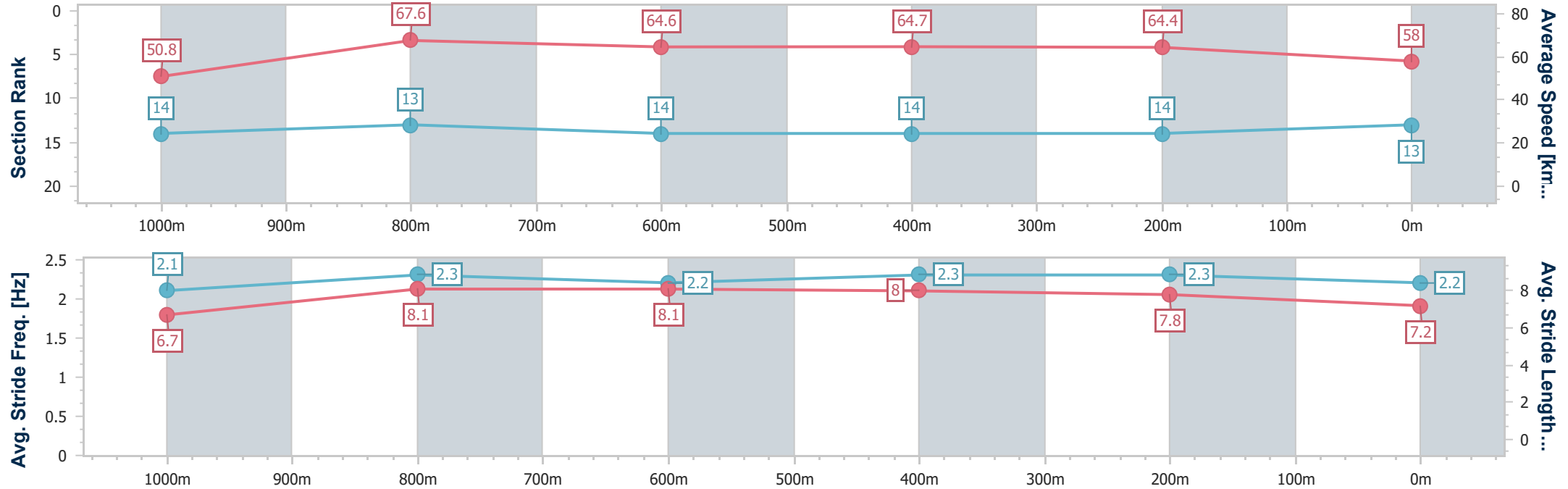


Eagle FarmProfessional
Race 5: U&U RECRUITMENT QUEENSLAND DAY STAKES - LISTED - 1200m
07 June 2025 - 13:30
Track Rating: Soft 5, Weather: Fine, Rail Position: +2m Entire Course



BRISBANE
RACING CLUB

Section	Overall	1000m	800m	600m	400m	200m							
Section Times	1:11.42 [13] (0:14.21)	0:57.21 [14] (0:10.96)	0:46.25 [13] (0:11.36)	0:34.89 [14] (0:11.29)	0:23.60 [14] (0:11.21)	0:12.39 [14] (0:12.39)							
Average Speed [km/h]	50.8	67.6	64.6	64.7	64.4	58.0							
Top Speed [km/h]	65.0	69.8	67.1	65.9	66.0	61.7							
Avg. Dist. to Rail [m]	11.1	5.1	4.3	3.3	8.3	8.1							
Avg. Stride Freq. [Hz]	2.1	2.3	2.2	2.3	2.3	2.2							
Avg. Stride Length [m]	6.7	8.1	8.1	8.0	7.8	7.2							



[] Ranking at each section and finish
-.-.- No data available at this section
NA No data available



Horse/Jockey Name	Fingers Hunter
Final Rank	14
Fastest Section Time (Section)	0:11.08 (400m)
Top Speed [km/h] (Section)	67.3 (1000m)
Race State	Finished

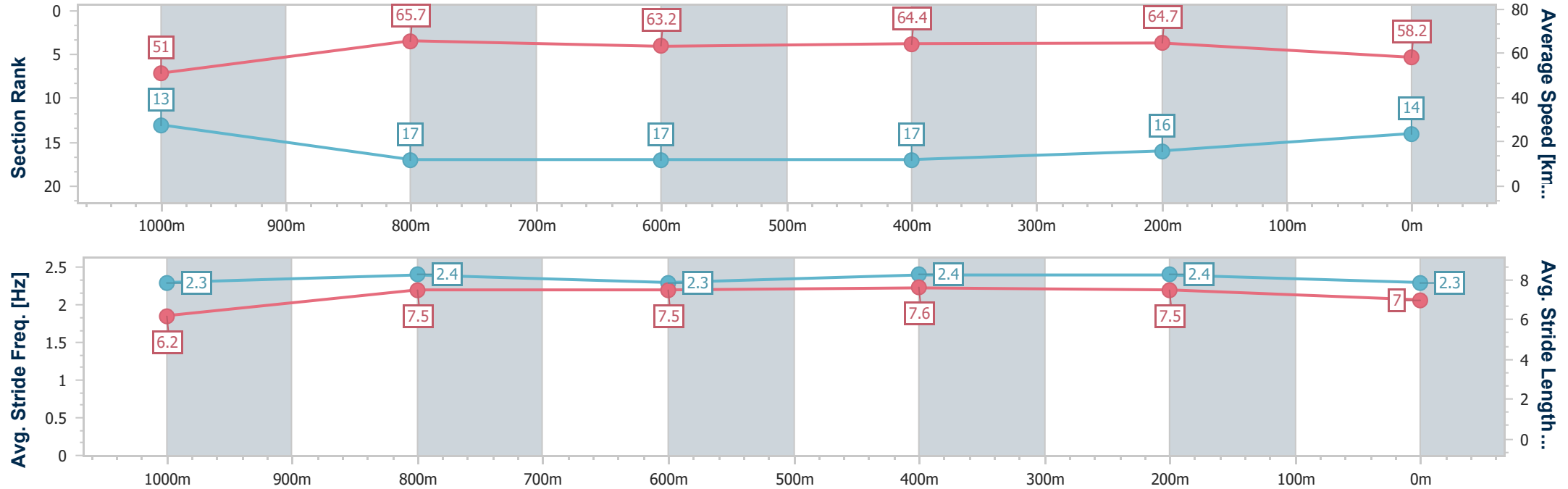


Eagle FarmProfessional
Race 5: U&U RECRUITMENT QUEENSLAND DAY STAKES -
LISTED - 1200m
07 June 2025 - 13:30
Track Rating: Soft 5, Weather: Fine, Rail Position: +2m Entire
Course



BRISBANE
RACING CLUB

Section	Overall	1000m	800m	600m	400m	200m							
Section Times	1:11.52 [14] (0:14.16)	0:57.36 [13] (0:11.19)	0:46.17 [17] (0:11.41)	0:34.76 [17] (0:11.28)	0:23.48 [17] (0:11.08)	0:12.40 [16] (0:12.40)							
Average Speed [km/h]	51.0	65.7	63.2	64.4	64.7	58.2							
Top Speed [km/h]	65.2	67.3	65.5	65.8	65.9	63.4							
Avg. Dist. to Rail [m]	7.6	3.4	1.3	1.1	6.5	6.5							
Avg. Stride Freq. [Hz]	2.3	2.4	2.3	2.4	2.4	2.3							
Avg. Stride Length [m]	6.2	7.5	7.5	7.6	7.5	7.0							





Horse/Jockey Name	Hella Fast
Final Rank	15
Fastest Section Time (Section)	0:11.20 (1000m)
Top Speed [km/h] (Section)	68.0 (1000m)
Race State	Finished

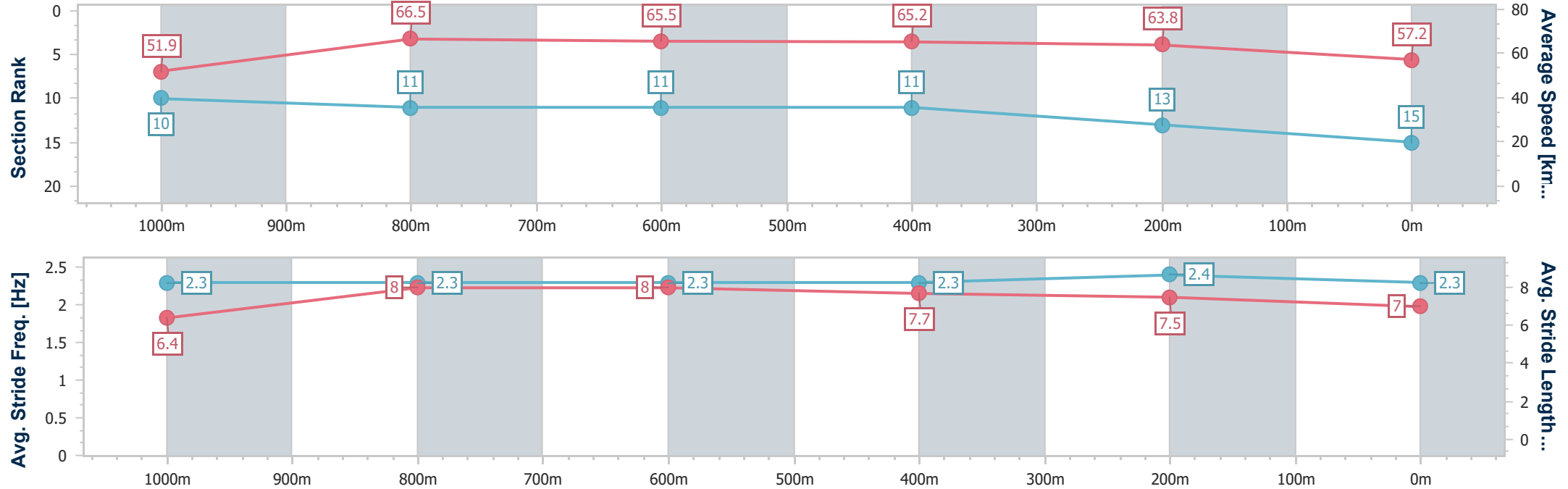


Eagle FarmProfessional
Race 5: U&U RECRUITMENT QUEENSLAND DAY STAKES -
LISTED - 1200m
07 June 2025 - 13:30
Track Rating: Soft 5, Weather: Fine, Rail Position: +2m Entire
Course



BRISBANE
RACING CLUB

Section	Overall	1000m	800m	600m	400m	200m								
Section Times	1:11.57 [15] (0:13.87)	0:57.70 [10] (0:11.20)	0:46.50 [11] (0:11.25)	0:35.25 [11] (0:11.36)	0:23.89 [11] (0:11.30)	0:12.59 [13] (0:12.59)								
Average Speed [km/h]	51.9	66.5	65.5	65.2	63.8	57.2								
Top Speed [km/h]	65.4	68.0	66.4	65.9	65.4	61.4								
Avg. Dist. to Rail [m]	7.4	5.9	5.3	5.9	12.1	12.2								
Avg. Stride Freq. [Hz]	2.3	2.3	2.3	2.3	2.4	2.3								
Avg. Stride Length [m]	6.4	8.0	8.0	7.7	7.5	7.0								





Horse/Jockey Name	Velocious
Final Rank	16
Fastest Section Time (Section)	0:11.12 (1000m)
Top Speed [km/h] (Section)	67.6 (Overall)
Race State	Finished

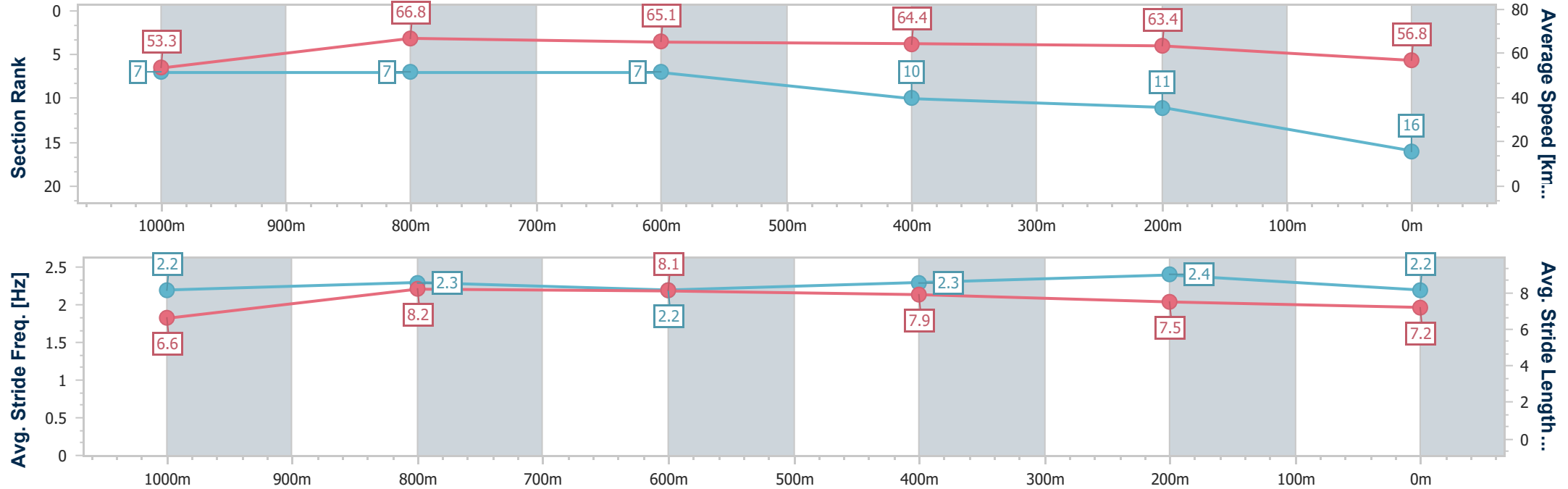


Eagle FarmProfessional
Race 5: U&U RECRUITMENT QUEENSLAND DAY STAKES -
LISTED - 1200m
07 June 2025 - 13:30
Track Rating: Soft 5, Weather: Fine, Rail Position: +2m Entire
Course



BRISBANE
RACING CLUB

Section	Overall	1000m	800m	600m	400m	200m							
Section Times	1:11.64 [16] (0:13.57)	0:58.07 [7] (0:11.12)	0:46.95 [7] (0:11.38)	0:35.57 [7] (0:11.53)	0:24.04 [10] (0:11.36)	0:12.68 [11] (0:12.68)							
Average Speed [km/h]	53.3	66.8	65.1	64.4	63.4	56.8							
Top Speed [km/h]	67.6	67.5	67.0	65.1	66.2	62.2							
Avg. Dist. to Rail [m]	7.1	6.7	6.4	6.0	10.2	11.0							
Avg. Stride Freq. [Hz]	2.2	2.3	2.2	2.3	2.4	2.2							
Avg. Stride Length [m]	6.6	8.2	8.1	7.9	7.5	7.2							





Horse/Jockey Name	Heavenly Impact
Final Rank	17
Fastest Section Time (Section)	0:10.91 (1000m)
Top Speed [km/h] (Section)	70.6 (1000m)
Race State	Finished

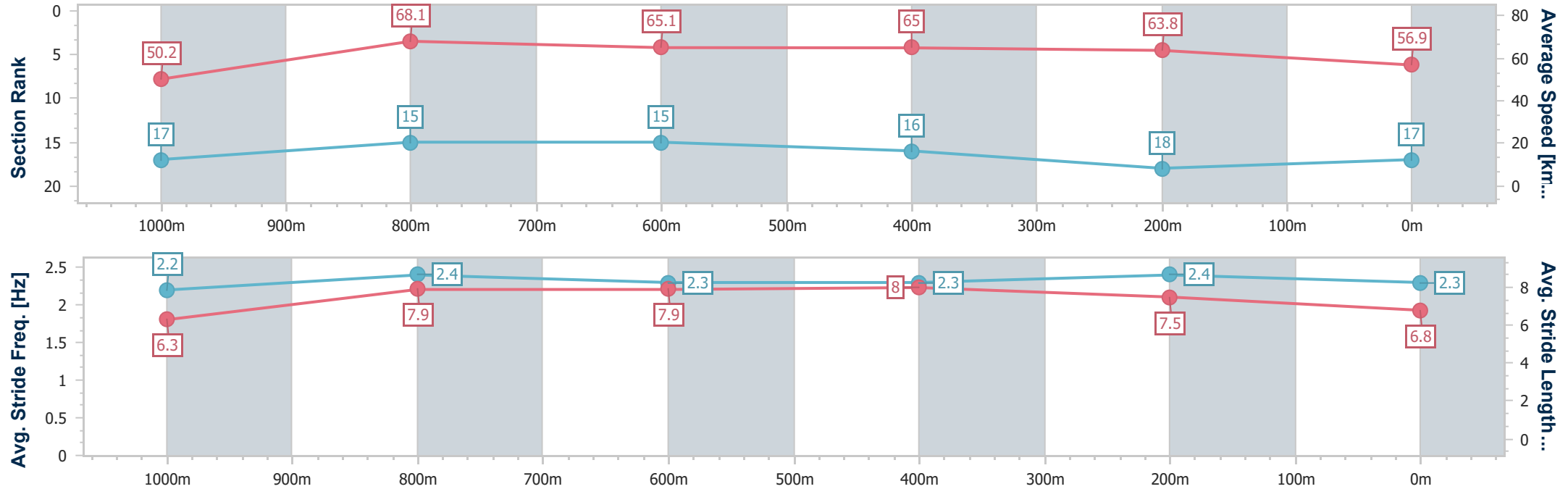


Eagle FarmProfessional
Race 5: U&U RECRUITMENT QUEENSLAND DAY STAKES - LISTED - 1200m
07 June 2025 - 13:30
Track Rating: Soft 5, Weather: Fine, Rail Position: +2m Entire Course



BRISBANE
RACING CLUB

Section	Overall	1000m	800m	600m	400m	200m							
Section Times	1:11.86 [17] (0:14.40)	0:57.46 [17] (0:10.91)	0:46.55 [15] (0:11.26)	0:35.29 [15] (0:11.35)	0:23.94 [16] (0:11.29)	0:12.65 [18] (0:12.65)							
Average Speed [km/h]	50.2	68.1	65.1	65.0	63.8	56.9							
Top Speed [km/h]	64.3	70.6	67.8	66.1	66.7	62.3							
Avg. Dist. to Rail [m]	13.0	6.5	4.1	5.0	12.0	12.8							
Avg. Stride Freq. [Hz]	2.2	2.4	2.3	2.3	2.4	2.3							
Avg. Stride Length [m]	6.3	7.9	7.9	8.0	7.5	6.8							



[] Ranking at each section and finish
- - - - No data available at this section
NA No data available



Horse/Jockey Name	Detrimental
Final Rank	18
Fastest Section Time (Section)	0:10.85 (1000m)
Top Speed [km/h] (Section)	69.2 (1000m)
Race State	Finished

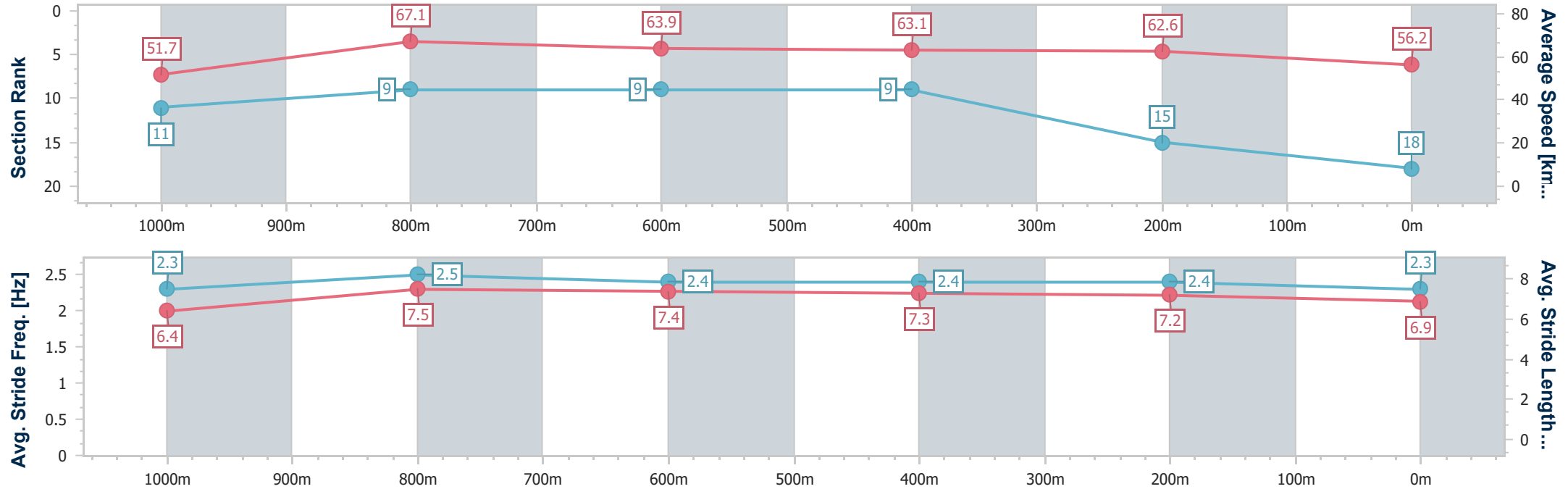


Eagle FarmProfessional
Race 5: U&U RECRUITMENT QUEENSLAND DAY STAKES - LISTED - 1200m
07 June 2025 - 13:30
Track Rating: Soft 5, Weather: Fine, Rail Position: +2m Entire Course



BRISBANE
RACING CLUB

Section	Overall	1000m	800m	600m	400m	200m								
Section Times	1:11.88 [18] (0:13.96)	0:57.92 [11] (0:10.85)	0:47.07 [9] (0:11.34)	0:35.73 [9] (0:11.42)	0:24.31 [9] (0:11.50)	0:12.81 [15] (0:12.81)								
Average Speed [km/h]	51.7	67.1	63.9	63.1	62.6	56.2								
Top Speed [km/h]	67.4	69.2	66.1	64.7	65.0	60.2								
Avg. Dist. to Rail [m]	6.4	2.7	1.9	0.3	3.0	2.6								
Avg. Stride Freq. [Hz]	2.3	2.5	2.4	2.4	2.4	2.3								
Avg. Stride Length [m]	6.4	7.5	7.4	7.3	7.2	6.9								





Eagle Farm Professional

Race 6: NUTURF SPEAR CHIEF HANDICAP - LISTED - 1500m

07 June 2025 - 14:04



BRISBANE
RACING CLUB

Track Rating: Soft 5, Weather: Fine, Rail Position: +2m Entire Course

Section						Overall	1400m	1200m	1000m	800m	600m	400m	Last 600m	
Field Times						1:29.34 (0:08.02)	1:21.32 (0:10.87)	1:10.45 (0:10.75)	0:59.70 (0:11.52)	0:48.18 (0:12.29)	0:35.89 (0:11.94)	0:23.95 (0:11.42)	0:35.89	
Rank	TAB	Horse/Jockey	Barrier	Top Speed [km/h]	Fastest Section									Distance Travelled [m]
1	6	TRANSATLANTIC	15	69.3	0:08.02	1:29.34 [1]	1:21.32 [1]	1:10.45 [1]	0:59.69 [2]	0:47.95 [2]	0:35.82 [2]	0:23.92 [2]	0:35.82	
		Ryan Maloney		1200m	Overall	(0:08.02)	(0:10.87)	(0:10.76)	(0:11.74)	(0:12.13)	(0:11.90)	(0:11.41)		
2	1	DESERT LIGHTNING	3	66.8	0:08.26	1:29.53 [2]	1:21.27 [6]	1:10.25 [5]	0:59.33 [6]	0:47.95 [3]	0:35.93 [3]	0:24.14 [1]	0:35.93	-4
		Tommy Berry		1200m	Overall	(0:08.26)	(0:11.02)	(0:10.92)	(0:11.38)	(0:12.02)	(0:11.79)	(0:11.42)		
3	16	FUKUBANA	10	68.7	0:08.16	1:29.59 [3]	1:21.43 [3]	1:10.67 [2]	0:59.95 [1]	0:48.43 [1]	0:36.14 [1]	0:24.14 [3]	0:36.14	-3
		Jake Bayliss		1200m	Overall	(0:08.16)	(0:10.76)	(0:10.72)	(0:11.52)	(0:12.29)	(0:12.00)	(0:11.68)		
4	18	TAVS	5	67.7	0:08.10	1:29.59 [4]	1:21.49 [2]	1:10.61 [3]	0:59.62 [3]	0:47.82 [4]	0:35.81 [4]	0:23.81 [5]	0:35.81	-1
		Angela Jones		1400m	Overall	(0:08.10)	(0:10.88)	(0:10.99)	(0:11.80)	(0:12.01)	(0:12.00)	(0:11.27)		
5	12	RISING PACIFIC	2	66.9	0:08.50	1:29.90 [5]	1:21.40 [8]	1:10.38 [9]	0:59.35 [10]	0:47.56 [10]	0:35.46 [9]	0:23.70 [9]	0:35.46	+0
		Andrew Mallyon		1400m	Overall	(0:08.50)	(0:11.02)	(0:11.03)	(0:11.79)	(0:12.10)	(0:11.76)	(0:11.38)		
6	11	COSMIC VEGA	13	66.1	0:08.77	1:29.94 [6]	1:21.17 [15]	1:09.78 [15]	0:58.68 [15]	0:47.17 [15]	0:35.13 [15]	0:23.48 [15]	0:35.13	-5
		Jason Collett		1200m	Overall	(0:08.77)	(0:11.39)	(0:11.10)	(0:11.51)	(0:12.04)	(0:11.65)	(0:11.26)		
7	10	BANK MAUR	1	67.1	0:08.56	1:30.14 [7]	1:21.58 [11]	1:10.61 [10]	0:59.65 [9]	0:48.05 [7]	0:36.13 [5]	0:24.43 [4]	0:36.13	-10
		Kyle Wilson-Taylor		1400m	Overall	(0:08.56)	(0:10.97)	(0:10.96)	(0:11.60)	(0:11.92)	(0:11.70)	(0:11.55)		
8	19	CAPTAIN FENKEL	7	68.7	0:08.18	1:30.16 [8]	1:21.98 [5]	1:10.97 [4]	1:00.07 [4]	0:48.29 [5]	0:36.15 [6]	0:24.20 [8]	0:36.15	-1
		Robbie Dolan		1200m	Overall	(0:08.18)	(0:11.01)	(0:10.90)	(0:11.78)	(0:12.14)	(0:11.95)	(0:11.72)		
9	14	BELVEDERE BOYS	8	66.1	0:08.59	1:30.20 [9]	1:21.61 [13]	1:10.34 [12]	0:59.32 [13]	0:47.60 [14]	0:35.53 [13]	0:23.79 [13]	0:35.53	-4
		Damien Thornton		1200m	Overall	(0:08.59)	(0:11.27)	(0:11.02)	(0:11.72)	(0:12.07)	(0:11.74)	(0:11.37)		
10	8	WILLIAMSBURG	14	66.3	0:08.53	1:30.21 [10]	1:21.68 [9]	1:10.57 [11]	0:59.59 [11]	0:47.84 [12]	0:35.67 [12]	0:23.92 [11]	0:35.67	+5
		Jag Guthmann-Chester		1200m	Overall	(0:08.53)	(0:11.11)	(0:10.98)	(0:11.75)	(0:12.17)	(0:11.75)	(0:11.46)		

Scratched: Xidaki (#9), Mighty Ulysses (#3), Tenzing (#5), Chrysaor (#7), Cranky Harry (#17)

Report Created: Sat 7 June 2025 14:28 GMT+10 (Note: Timing is based on position data)

Page 1/19

[] Ranking at each section and finish
-:-:- No data available at this section
NA No data available

SCN Saddle cloth number
DNF Did not finish
DNT Did not track

data processed by  TRIPLES DATA



Eagle Farm Professional

Race 6: NUTURF SPEAR CHIEF HANDICAP - LISTED - 1500m

07 June 2025 - 14:04



BRISBANE
RACING CLUB

Track Rating: Soft 5, Weather: Fine, Rail Position: +2m Entire Course

Section					Overall	1400m	1200m	1000m	800m	600m	400m	Last 600m			
Field Times					1:29.34 (0:08.02)	1:21.32 (0:10.87)	1:10.45 (0:10.75)	0:59.70 (0:11.52)	0:48.18 (0:12.29)	0:35.89 (0:11.94)	0:23.95 (0:11.42)	0:35.89			
Rank	TAB	Horse/Jockey	Barrier	Top Speed [km/h]	Fastest Section										Distance Travelled [m]
11	13	RHAPSODY CHIC	12	68.6	0:08.71	1:30.23 [11]	1:21.52 [14]	1:10.22 [14]	0:59.43 [12]	0:47.86 [11]	0:35.72 [11]	0:23.94 [12]	0:35.72	+3	
		Kerrin McEvoy		1200m	Overall	(0:08.71)	(0:11.30)	(0:10.79)	(0:11.57)	(0:12.14)	(0:11.78)	(0:11.38)			
12	4	ATTRACTABLE	6	67.1	0:08.32	1:30.33 [12]	1:22.01 [7]	1:10.98 [7]	1:00.04 [7]	0:48.18 [8]	0:36.18 [8]	0:24.43 [7]	0:36.18	-1	
		Tim Clark		1200m	Overall	(0:08.32)	(0:11.03)	(0:10.94)	(0:11.86)	(0:12.00)	(0:11.75)	(0:11.60)			
13	2	RUSTIC STEEL	11	68.1	0:08.17	1:30.34 [13]	1:22.17 [4]	1:11.00 [6]	1:00.19 [5]	0:48.42 [6]	0:36.32 [7]	0:24.51 [6]	0:36.32	+3	
		Joshua Parr		1200m	Overall	(0:08.17)	(0:11.17)	(0:10.81)	(0:11.77)	(0:12.10)	(0:11.81)	(0:11.64)			
14	15	KITTY ROSE	4	67.4	0:08.55	1:30.39 [14]	1:21.84 [10]	1:10.96 [8]	1:00.04 [8]	0:48.09 [9]	0:35.94 [10]	0:24.11 [10]	0:35.94	+8	
		Craig Williams		1400m	Overall	(0:08.55)	(0:10.88)	(0:10.92)	(0:11.95)	(0:12.15)	(0:11.83)	(0:11.52)			
15	20	BANANA SLIDE	9	66.2	0:08.57	1:30.53 [15]	1:21.96 [12]	1:10.55 [13]	0:59.53 [14]	0:47.93 [13]	0:35.79 [14]	0:24.09 [14]	0:35.79	+0	
		Rachel King		1200m	Overall	(0:08.57)	(0:11.41)	(0:11.02)	(0:11.60)	(0:12.14)	(0:11.70)	(0:11.45)			

Scratched: Xidaki (#9), Mighty Ulysses (#3), Tenzing (#5), Chrysaor (#7), Cranky Harry (#17)



Eagle Farm Professional

Race 6: NUTURF SPEAR CHIEF HANDICAP - LISTED - 1500m

07 June 2025 - 14:04



BRISBANE
RACING CLUB

Track Rating: Soft 5, Weather: Fine, Rail Position: +2m Entire Course

Section Field Times				200m 0:12.53 (0:12.53)				Last 600m 0:35.89	
Rank	TAB	Horse/Jockey	Barrier	Top Speed [km/h]	Fastest Section	Margin		Distance Travelled [m]	
1	6	TRANSATLANTIC	15	69.3	0:08.02	0:12.51 [2]	1:29.34	0:35.82	
		Ryan Maloney		1200m	Overall	(0:12.51)			
2	1	DESERT LIGHTNING	3	66.8	0:08.26	0:12.72 [1]	1.09L	0:35.93	-4
		Tommy Berry		1200m	Overall	(0:12.72)			
3	16	FUKUBANA	10	68.7	0:08.16	0:12.46 [4]	1.44L	0:36.14	-3
		Jake Bayliss		1200m	Overall	(0:12.46)			
4	18	TAVS	5	67.7	0:08.10	0:12.54 [3]	1.46L	0:35.81	-1
		Angela Jones		1400m	Overall	(0:12.54)			
5	12	RISING PACIFIC	2	66.9	0:08.50	0:12.32 [8]	3.26L	0:35.46	+0
		Andrew Mallyon		1400m	Overall	(0:12.32)			
6	11	COSMIC VEGA	13	66.1	0:08.77	0:12.22 [11]	3.51L	0:35.13	-5
		Jason Collett		1200m	Overall	(0:12.22)			
7	10	BANK MAUR	1	67.1	0:08.56	0:12.88 [5]	4.7L	0:36.13	-10
		Kyle Wilson-Taylor		1400m	Overall	(0:12.88)			
8	19	CAPTAIN FENKEL	7	68.7	0:08.18	0:12.48 [10]	4.82L	0:36.15	-1
		Robbie Dolan		1200m	Overall	(0:12.48)			
9	14	BELVEDERE BOYS	8	66.1	0:08.59	0:12.42 [13]	5.05L	0:35.53	-4
		Damien Thornton		1200m	Overall	(0:12.42)			
10	8	WILLIAMSBURG	14	66.3	0:08.53	0:12.46 [12]	5.1L	0:35.67	+5
		Jag Guthmann-Chester		1200m	Overall	(0:12.46)			

Scratched: Xidaki (#9), Mighty Ulysses (#3), Tenzing (#5), Chrysaor (#7), Cranky Harry (#17)

Report Created: Sat 7 June 2025 14:28 GMT+10

(Note: Timing is based on position data)

Page 3/19

[] Ranking at each section and finish
-:-:- No data available at this section
NA No data available

SCN Saddle cloth number
DNF Did not finish
DNT Did not track

data processed by  TRIPLESDATA



Eagle Farm Professional

Race 6: NUTURF SPEAR CHIEF HANDICAP - LISTED - 1500m

07 June 2025 - 14:04



BRISBANE
RACING CLUB

Track Rating: Soft 5, Weather: Fine, Rail Position: +2m Entire Course

Section		200m					Last 600m		
Field Times		0:12.53 (0:12.53)					0:35.89		
Rank	TAB	Horse/Jockey	Barrier	Top Speed [km/h]	Fastest Section	Margin		Distance Travelled [m]	
11	13	RHAPSODY CHIC	12	68.6	0:08.71	0:12.56 [9]	5.22L	0:35.72	+3
		Kerrin McEvoy		1200m	Overall	(0:12.56)			
12	4	ATTRACTABLE	6	67.1	0:08.32	0:12.83 [7]	5.82L	0:36.18	-1
		Tim Clark		1200m	Overall	(0:12.83)			
13	2	RUSTIC STEEL	11	68.1	0:08.17	0:12.87 [6]	5.87L	0:36.32	+3
		Joshua Parr		1200m	Overall	(0:12.87)			
14	15	KITTY ROSE	4	67.4	0:08.55	0:12.59 [14]	6.17L	0:35.94	+8
		Craig Williams		1400m	Overall	(0:12.59)			
15	20	BANANA SLIDE	9	66.2	0:08.57	0:12.64 [15]	7.01L	0:35.79	+0
		Rachel King		1200m	Overall	(0:12.64)			

Scratched: Xidaki (#9), Mighty Ulysses (#3), Tenzing (#5), Chrysaor (#7), Cranky Harry (#17)



Horse/Jockey Name	Transatlantic
Final Rank	1
Fastest Section Time (Section)	0:08.02 (Overall)
Top Speed [km/h] (Section)	69.3 (1200m)
Race State	Finished

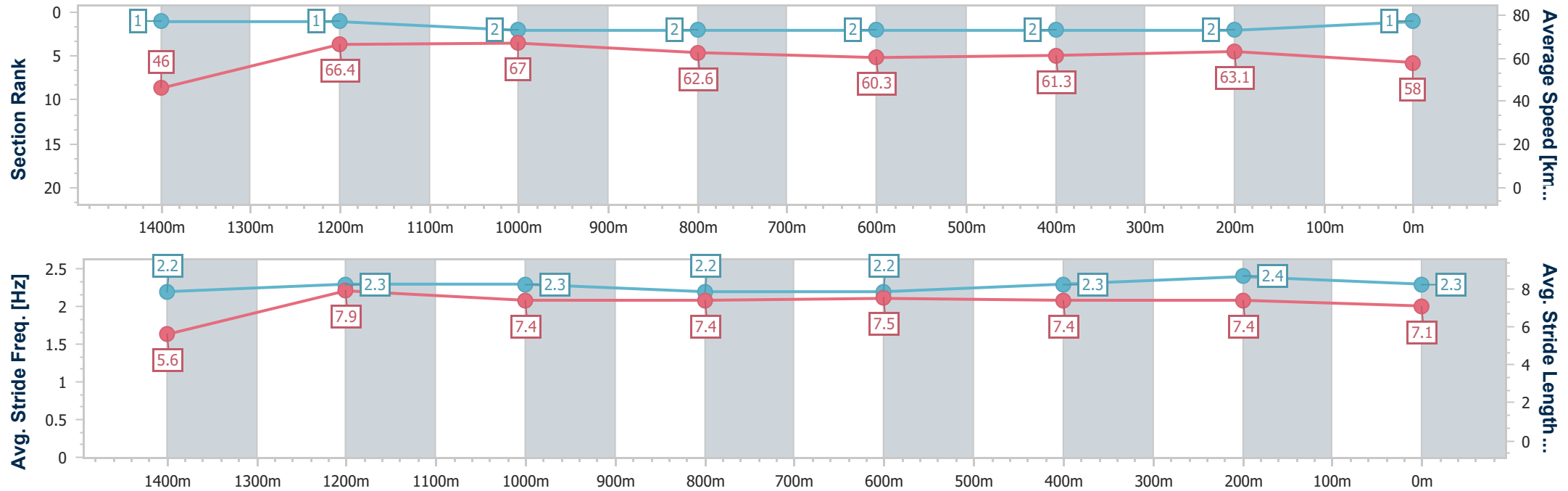


Eagle FarmProfessional
Race 6: NUTURF SPEAR CHIEF HANDICAP - LISTED - 1500m
07 June 2025 - 14:04
Track Rating: Soft 5, Weather: Fine, Rail Position: +2m Entire Course



BRISBANE
RACING CLUB

Section	Overall	1400m	1200m	1000m	800m	600m	400m	200m					
Section Times	1:29.34 [1] (0:08.02)	1:21.32 [1] (0:10.87)	1:10.45 [1] (0:10.76)	0:59.69 [2] (0:11.74)	0:47.95 [2] (0:12.13)	0:35.82 [2] (0:11.90)	0:23.92 [2] (0:11.41)	0:12.51 [2] (0:12.51)					
Average Speed [km/h]	46.0	66.4	67.0	62.6	60.3	61.3	63.1	58.0					
Top Speed [km/h]	63.7	68.1	69.3	64.5	60.7	64.3	64.4	61.3					
Avg. Dist. to Rail [m]	18.5	6.5	4.8	4.0	3.0	2.8	8.7	10.6					
Avg. Stride Freq. [Hz]	2.2	2.3	2.3	2.2	2.2	2.3	2.4	2.3					
Avg. Stride Length [m]	5.6	7.9	7.4	7.4	7.5	7.4	7.4	7.1					





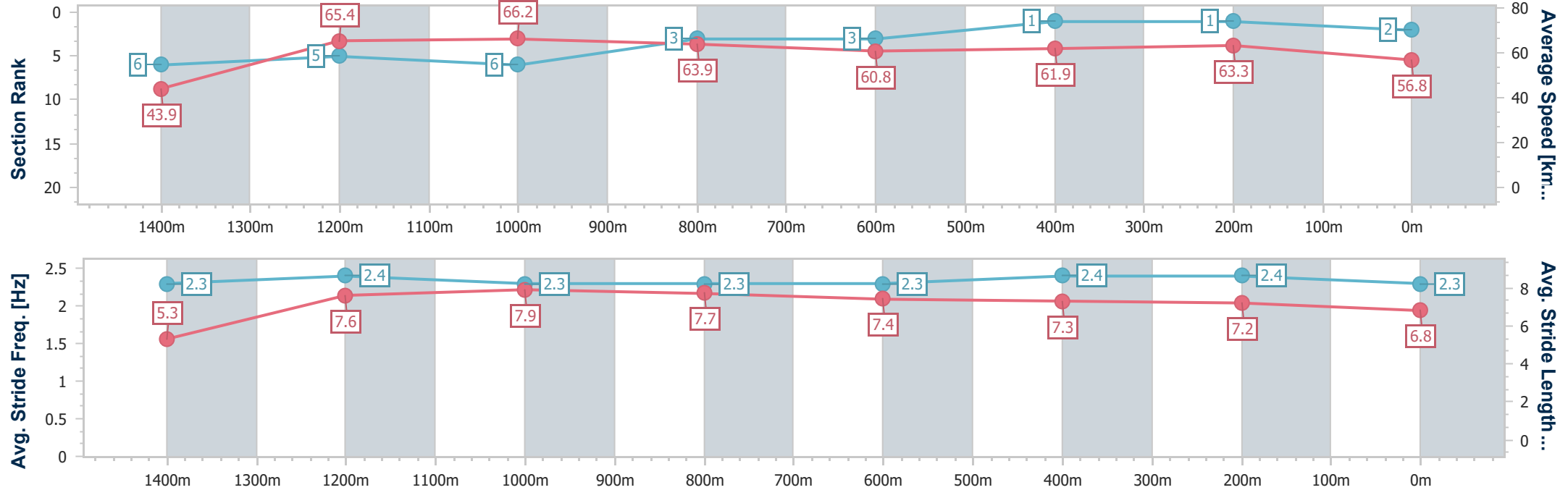
Horse/Jockey Name	Desert Lightning
Final Rank	2
Fastest Section Time (Section)	0:08.26 (Overall)
Top Speed [km/h] (Section)	66.8 (1200m)
Race State	Finished



Eagle FarmProfessional
Race 6: NUTURF SPEAR CHIEF HANDICAP - LISTED - 1500m
07 June 2025 - 14:04
Track Rating: Soft 5, Weather: Fine, Rail Position: +2m Entire Course



Section	Overall	1400m	1200m	1000m	800m	600m	400m	200m					
Section Times	1:29.53 [2] (0:08.26)	1:21.27 [6] (0:11.02)	1:10.25 [5] (0:10.92)	0:59.33 [6] (0:11.38)	0:47.95 [3] (0:12.02)	0:35.93 [3] (0:11.79)	0:24.14 [1] (0:11.42)	0:12.72 [1] (0:12.72)					
Average Speed [km/h]	43.9	65.4	66.2	63.9	60.8	61.9	63.3	56.8					
Top Speed [km/h]	63.0	66.6	66.8	65.4	62.8	65.2	64.9	59.8					
Avg. Dist. to Rail [m]	8.8	1.4	1.6	2.1	3.4	3.1	7.4	8.8					
Avg. Stride Freq. [Hz]	2.3	2.4	2.3	2.3	2.3	2.4	2.4	2.3					
Avg. Stride Length [m]	5.3	7.6	7.9	7.7	7.4	7.3	7.2	6.8					



[] Ranking at each section and finish
-.-.- No data available at this section
NA No data available



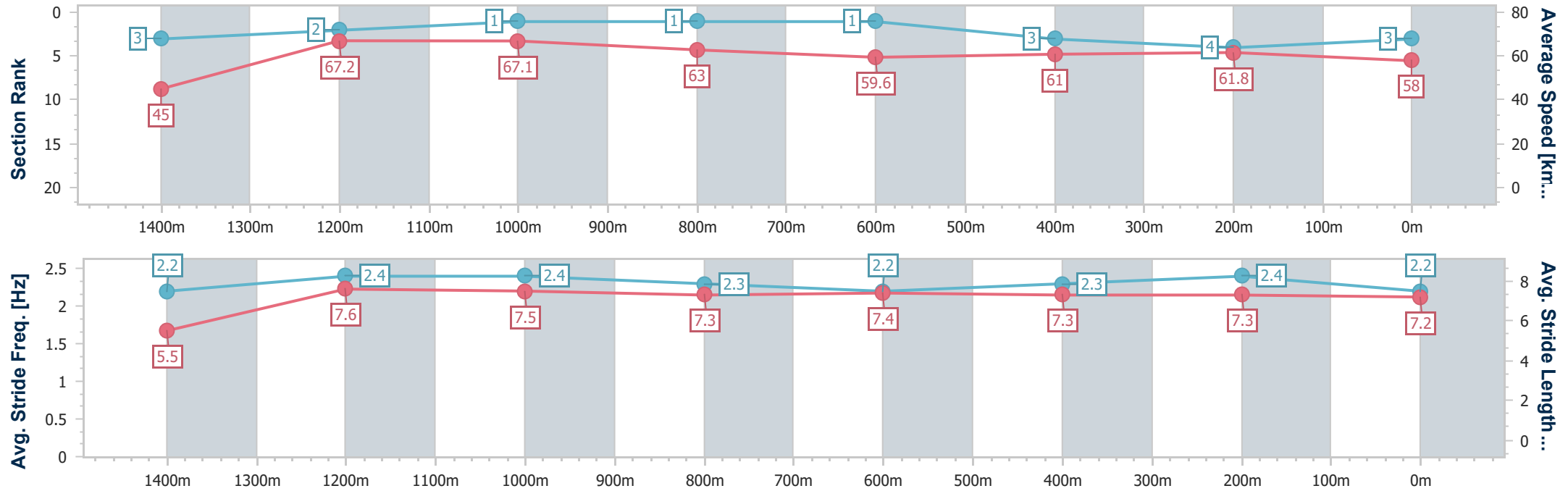
Horse/Jockey Name	Fukubana
Final Rank	3
Fastest Section Time (Section)	0:08.16 (Overall)
Top Speed [km/h] (Section)	68.7 (1200m)
Race State	Finished



Eagle FarmProfessional
Race 6: NUTURF SPEAR CHIEF HANDICAP - LISTED - 1500m
07 June 2025 - 14:04
Track Rating: Soft 5, Weather: Fine, Rail Position: +2m Entire Course



Section	Overall	1400m	1200m	1000m	800m	600m	400m	200m					
Section Times	1:29.59 [3] (0:08.16)	1:21.43 [3] (0:10.76)	1:10.67 [2] (0:10.72)	0:59.95 [1] (0:11.52)	0:48.43 [1] (0:12.29)	0:36.14 [1] (0:12.00)	0:24.14 [3] (0:11.68)	0:12.46 [4] (0:12.46)					
Average Speed [km/h]	45.0	67.2	67.1	63.0	59.6	61.0	61.8	58.0					
Top Speed [km/h]	64.2	68.0	68.7	64.7	60.7	62.7	62.8	60.1					
Avg. Dist. to Rail [m]	15.6	4.5	1.9	1.7	3.4	3.4	9.2	11.3					
Avg. Stride Freq. [Hz]	2.2	2.4	2.4	2.3	2.2	2.3	2.4	2.2					
Avg. Stride Length [m]	5.5	7.6	7.5	7.3	7.4	7.3	7.3	7.2					





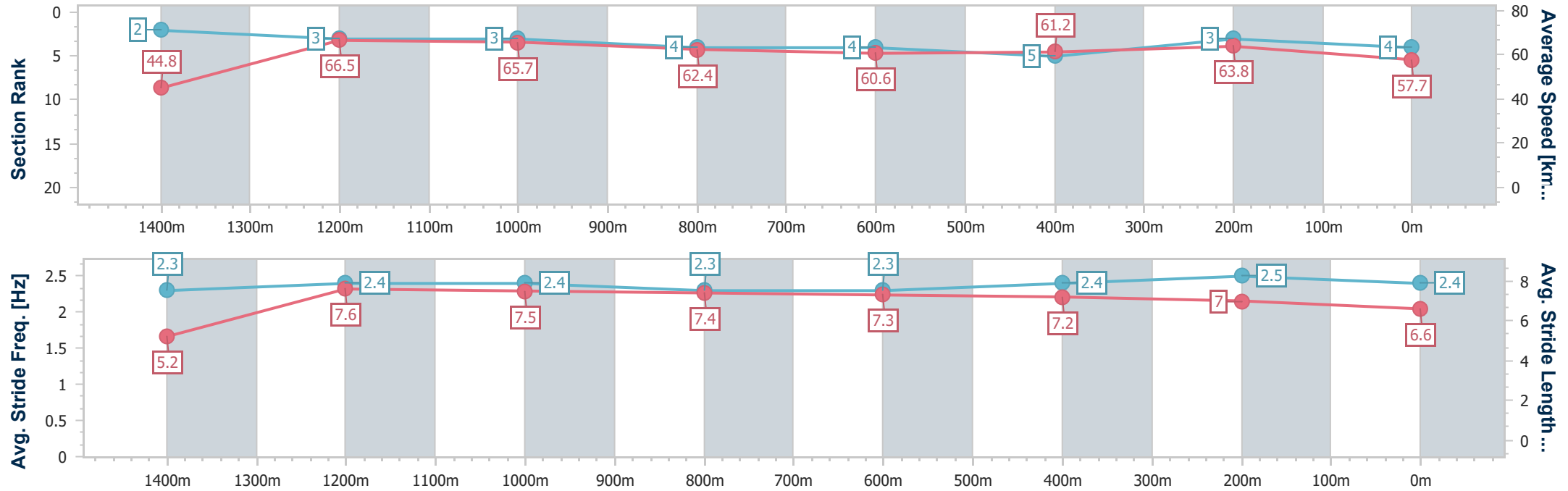
Horse/Jockey Name	Tavs
Final Rank	4
Fastest Section Time (Section)	0:08.10 (Overall)
Top Speed [km/h] (Section)	67.7 (1400m)
Race State	Finished



Eagle FarmProfessional
Race 6: NUTURF SPEAR CHIEF HANDICAP - LISTED - 1500m
07 June 2025 - 14:04
Track Rating: Soft 5, Weather: Fine, Rail Position: +2m Entire Course



Section	Overall	1400m	1200m	1000m	800m	600m	400m	200m					
Section Times	1:29.59 [4] (0:08.10)	1:21.49 [2] (0:10.88)	1:10.61 [3] (0:10.99)	0:59.62 [3] (0:11.80)	0:47.82 [4] (0:12.01)	0:35.81 [4] (0:12.00)	0:23.81 [5] (0:11.27)	0:12.54 [3] (0:12.54)					
Average Speed [km/h]	44.8	66.5	65.7	62.4	60.6	61.2	63.8	57.7					
Top Speed [km/h]	63.0	67.7	67.4	65.0	62.2	62.5	66.0	62.5					
Avg. Dist. to Rail [m]	9.5	1.8	2.8	4.5	2.6	4.0	9.8	10.3					
Avg. Stride Freq. [Hz]	2.3	2.4	2.4	2.3	2.3	2.4	2.5	2.4					
Avg. Stride Length [m]	5.2	7.6	7.5	7.4	7.3	7.2	7.0	6.6					





Horse/Jockey Name	Rising Pacific
Final Rank	5
Fastest Section Time (Section)	0:08.50 (Overall)
Top Speed [km/h] (Section)	66.9 (1400m)
Race State	Finished

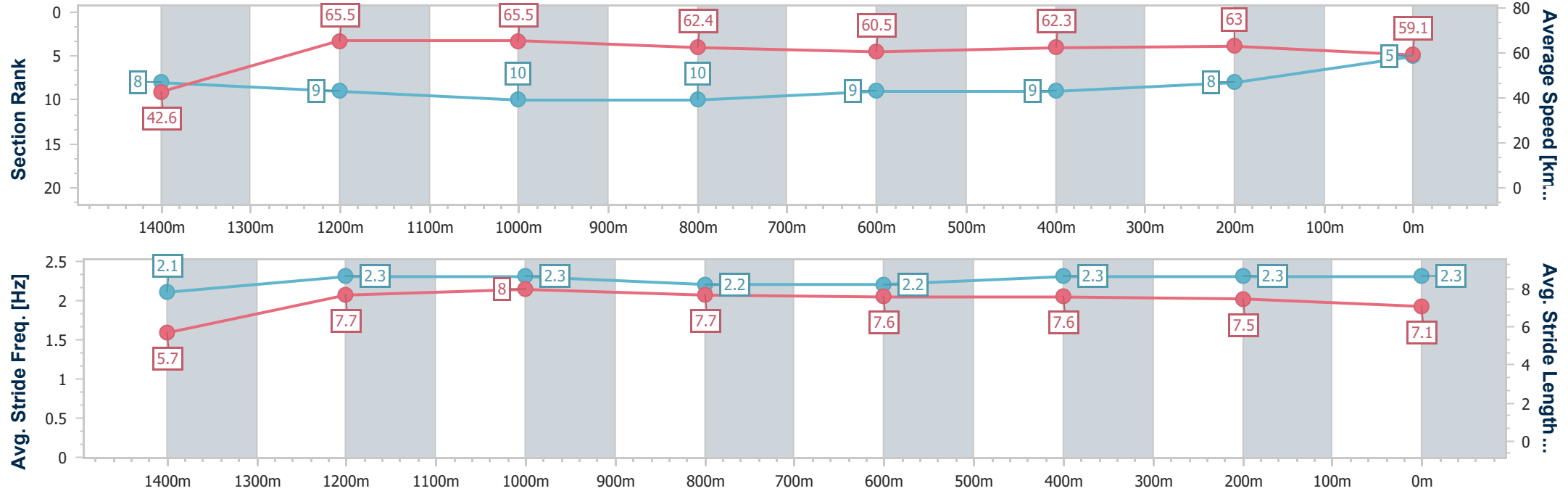


Eagle FarmProfessional
Race 6: NUTURF SPEAR CHIEF HANDICAP - LISTED - 1500m
07 June 2025 - 14:04
Track Rating: Soft 5, Weather: Fine, Rail Position: +2m Entire Course



BRISBANE
RACING CLUB

Section	Overall	1400m	1200m	1000m	800m	600m	400m	200m					
Section Times	1:29.90 [5] (0:08.50)	1:21.40 [8] (0:11.02)	1:10.38 [9] (0:11.03)	0:59.35 [10] (0:11.79)	0:47.56 [10] (0:12.10)	0:35.46 [9] (0:11.76)	0:23.70 [9] (0:11.38)	0:12.32 [8] (0:12.32)					
Average Speed [km/h]	42.6	65.5	65.5	62.4	60.5	62.3	63.0	59.1					
Top Speed [km/h]	62.2	66.9	66.0	65.0	61.9	64.2	64.5	61.1					
Avg. Dist. to Rail [m]	8.6	2.7	4.0	3.9	3.9	3.6	7.2	8.2					
Avg. Stride Freq. [Hz]	2.1	2.3	2.3	2.2	2.2	2.3	2.3	2.3					
Avg. Stride Length [m]	5.7	7.7	8.0	7.7	7.6	7.6	7.5	7.1					





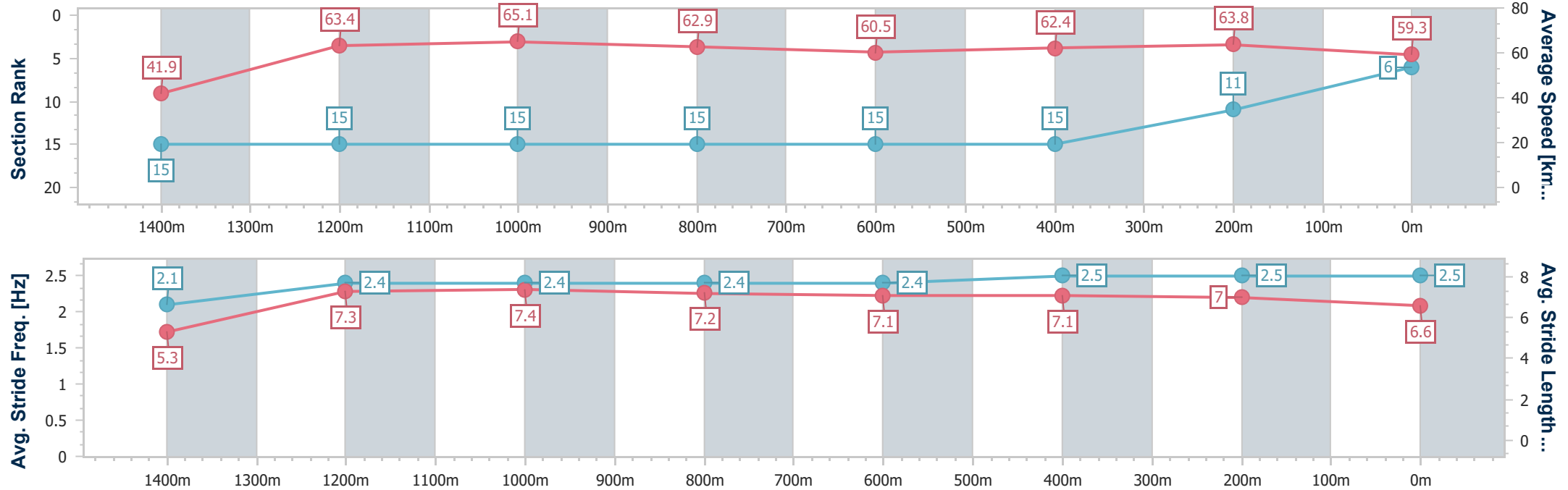
Horse/Jockey Name	Cosmic Vega
Final Rank	6
Fastest Section Time (Section)	0:08.77 (Overall)
Top Speed [km/h] (Section)	66.1 (1200m)
Race State	Finished



Eagle FarmProfessional
Race 6: NUTURF SPEAR CHIEF HANDICAP - LISTED - 1500m
07 June 2025 - 14:04
Track Rating: Soft 5, Weather: Fine, Rail Position: +2m Entire Course



Section	Overall	1400m	1200m	1000m	800m	600m	400m	200m					
Section Times	1:29.94 [6] (0:08.77)	1:21.17 [15] (0:11.39)	1:09.78 [15] (0:11.10)	0:58.68 [15] (0:11.51)	0:47.17 [15] (0:12.04)	0:35.13 [15] (0:11.65)	0:23.48 [15] (0:11.26)	0:12.22 [11] (0:12.22)					
Average Speed [km/h]	41.9	63.4	65.1	62.9	60.5	62.4	63.8	59.3					
Top Speed [km/h]	60.3	65.0	66.1	65.2	61.9	64.9	65.3	61.8					
Avg. Dist. to Rail [m]	17.5	6.4	4.6	2.1	1.9	2.0	7.4	8.1					
Avg. Stride Freq. [Hz]	2.1	2.4	2.4	2.4	2.4	2.5	2.5	2.5					
Avg. Stride Length [m]	5.3	7.3	7.4	7.2	7.1	7.1	7.0	6.6					





Horse/Jockey Name	Bank Maur
Final Rank	7
Fastest Section Time (Section)	0:08.56 (Overall)
Top Speed [km/h] (Section)	67.1 (1400m)
Race State	Finished



Eagle FarmProfessional

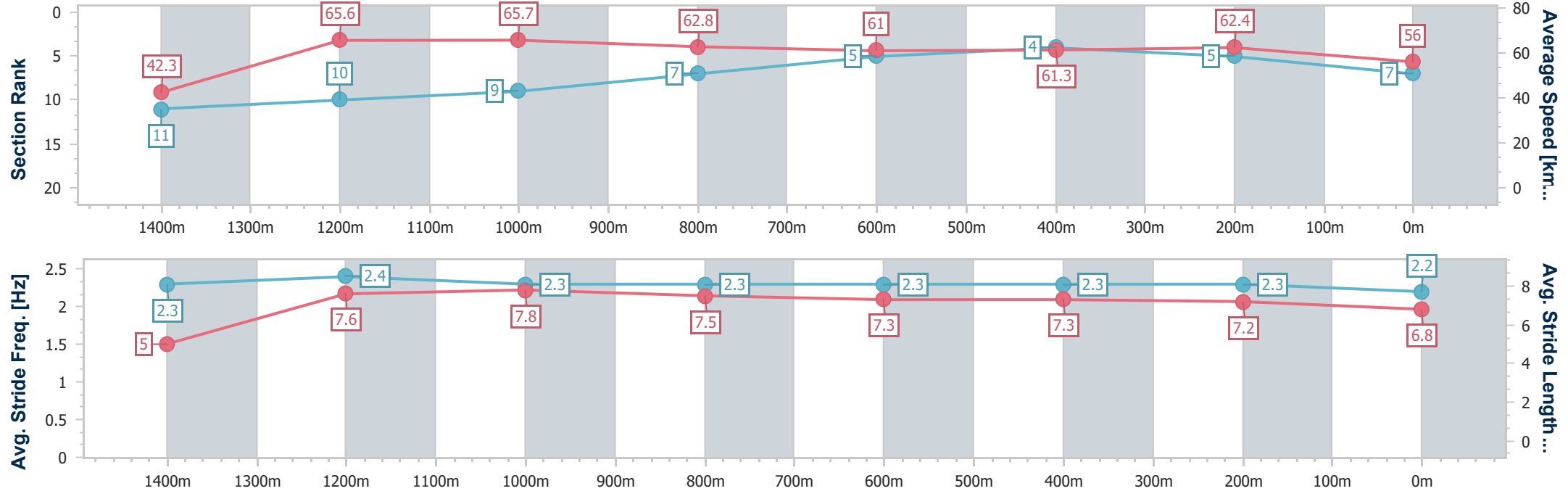
Race 6: NUTURF SPEAR CHIEF HANDICAP - LISTED - 1500m

07 June 2025 - 14:04

Track Rating: Soft 5, Weather: Fine, Rail Position: +2m Entire Course



Section	Overall	1400m	1200m	1000m	800m	600m	400m	200m					
Section Times	1:30.14 [7] (0:08.56)	1:21.58 [11] (0:10.97)	1:10.61 [10] (0:10.96)	0:59.65 [9] (0:11.60)	0:48.05 [7] (0:11.92)	0:36.13 [5] (0:11.70)	0:24.43 [4] (0:11.55)	0:12.88 [5] (0:12.88)					
Average Speed [km/h]	42.3	65.6	65.7	62.8	61.0	61.3	62.4	56.0					
Top Speed [km/h]	62.6	67.1	66.0	64.3	62.2	63.4	64.2	59.4					
Avg. Dist. to Rail [m]	7.4	1.6	2.2	2.3	1.6	0.7	5.9	11.1					
Avg. Stride Freq. [Hz]	2.3	2.4	2.3	2.3	2.3	2.3	2.3	2.2					
Avg. Stride Length [m]	5.0	7.6	7.8	7.5	7.3	7.3	7.2	6.8					





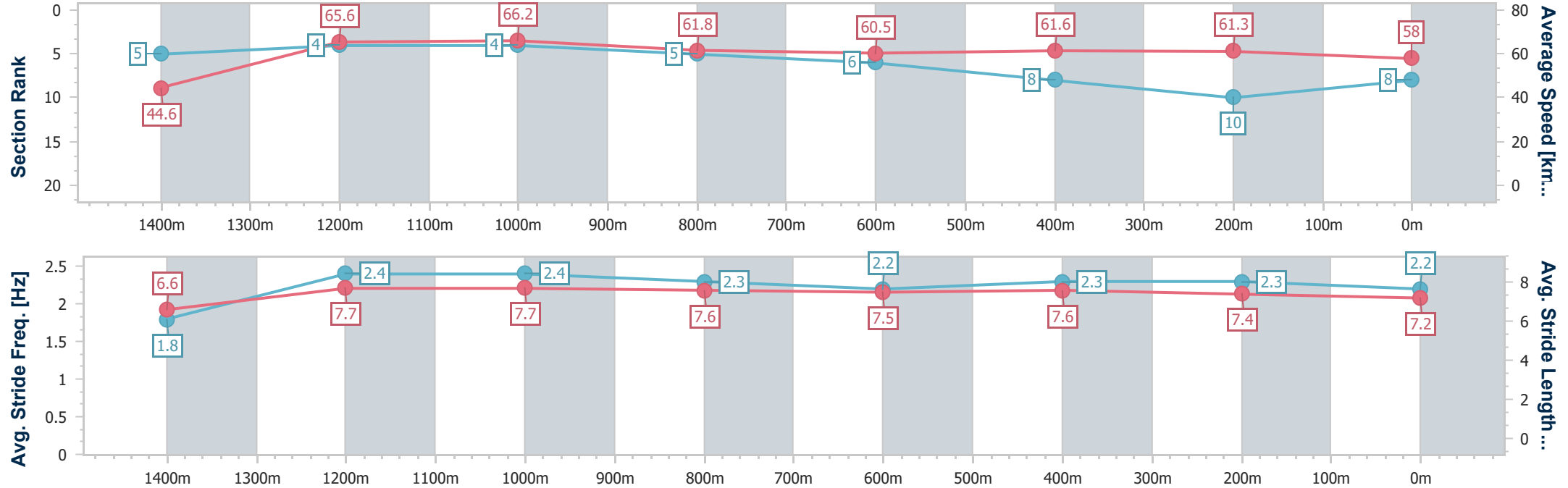
Horse/Jockey Name	Captain Fenkel
Final Rank	8
Fastest Section Time (Section)	0:08.18 (Overall)
Top Speed [km/h] (Section)	68.7 (1200m)
Race State	Finished



Eagle FarmProfessional
Race 6: NUTURF SPEAR CHIEF HANDICAP - LISTED - 1500m
07 June 2025 - 14:04
Track Rating: Soft 5, Weather: Fine, Rail Position: +2m Entire Course



Section	Overall	1400m	1200m	1000m	800m	600m	400m	200m					
Section Times	1:30.16 [8] (0:08.18)	1:21.98 [5] (0:11.01)	1:10.97 [4] (0:10.90)	1:00.07 [4] (0:11.78)	0:48.29 [5] (0:12.14)	0:36.15 [6] (0:11.95)	0:24.20 [8] (0:11.72)	0:12.48 [10] (0:12.48)					
Average Speed [km/h]	44.6	65.6	66.2	61.8	60.5	61.6	61.3	58.0					
Top Speed [km/h]	63.4	66.8	68.7	63.8	61.7	63.2	63.0	60.5					
Avg. Dist. to Rail [m]	12.3	3.4	2.4	2.9	4.1	4.3	8.2	9.2					
Avg. Stride Freq. [Hz]	1.8	2.4	2.4	2.3	2.2	2.3	2.3	2.2					
Avg. Stride Length [m]	6.6	7.7	7.7	7.6	7.5	7.6	7.4	7.2					





Horse/Jockey Name	Belvedere Boys
Final Rank	9
Fastest Section Time (Section)	0:08.59 (Overall)
Top Speed [km/h] (Section)	66.1 (1200m)
Race State	Finished

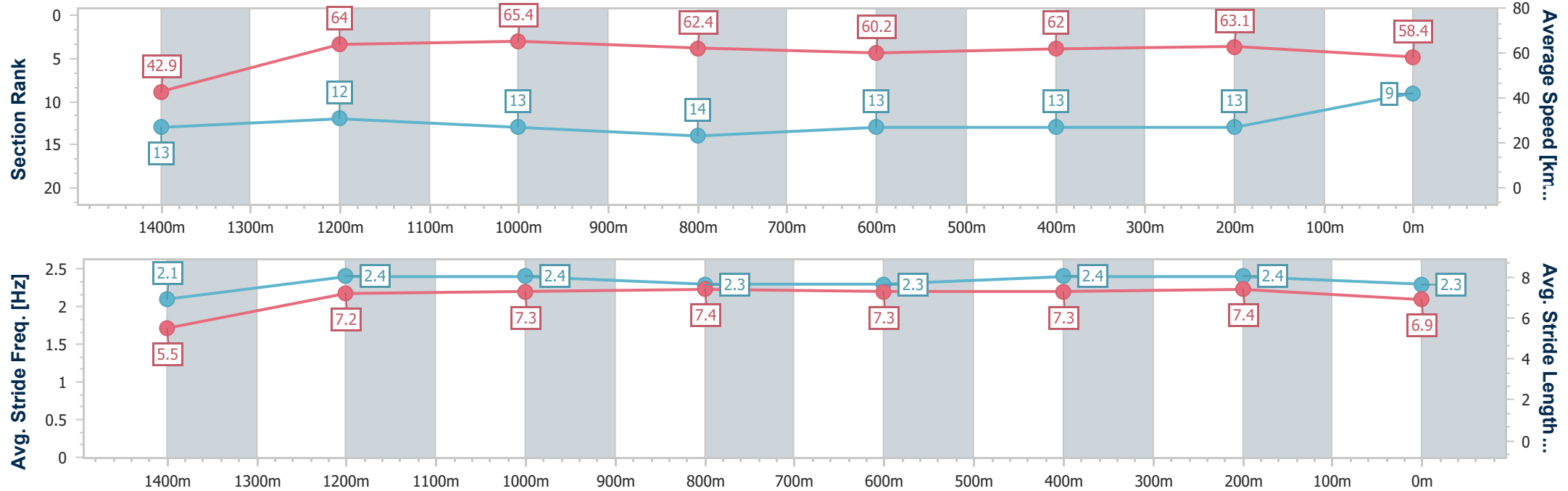


Eagle FarmProfessional
Race 6: NUTURF SPEAR CHIEF HANDICAP - LISTED - 1500m
07 June 2025 - 14:04
Track Rating: Soft 5, Weather: Fine, Rail Position: +2m Entire Course



BRISBANE
RACING CLUB

Section	Overall	1400m	1200m	1000m	800m	600m	400m	200m					
Section Times	1:30.20 [9] (0:08.59)	1:21.61 [13] (0:11.27)	1:10.34 [12] (0:11.02)	0:59.32 [13] (0:11.72)	0:47.60 [14] (0:12.07)	0:35.53 [13] (0:11.74)	0:23.79 [13] (0:11.37)	0:12.42 [13] (0:12.42)					
Average Speed [km/h]	42.9	64.0	65.4	62.4	60.2	62.0	63.1	58.4					
Top Speed [km/h]	60.8	65.9	66.1	64.5	61.0	64.4	64.3	61.0					
Avg. Dist. to Rail [m]	13.3	3.8	3.1	3.5	1.8	1.7	6.9	8.5					
Avg. Stride Freq. [Hz]	2.1	2.4	2.4	2.3	2.3	2.4	2.4	2.3					
Avg. Stride Length [m]	5.5	7.2	7.3	7.4	7.3	7.3	7.4	6.9					





Horse/Jockey Name	Williamsburg
Final Rank	10
Fastest Section Time (Section)	0:08.53 (Overall)
Top Speed [km/h] (Section)	66.3 (1200m)
Race State	Finished

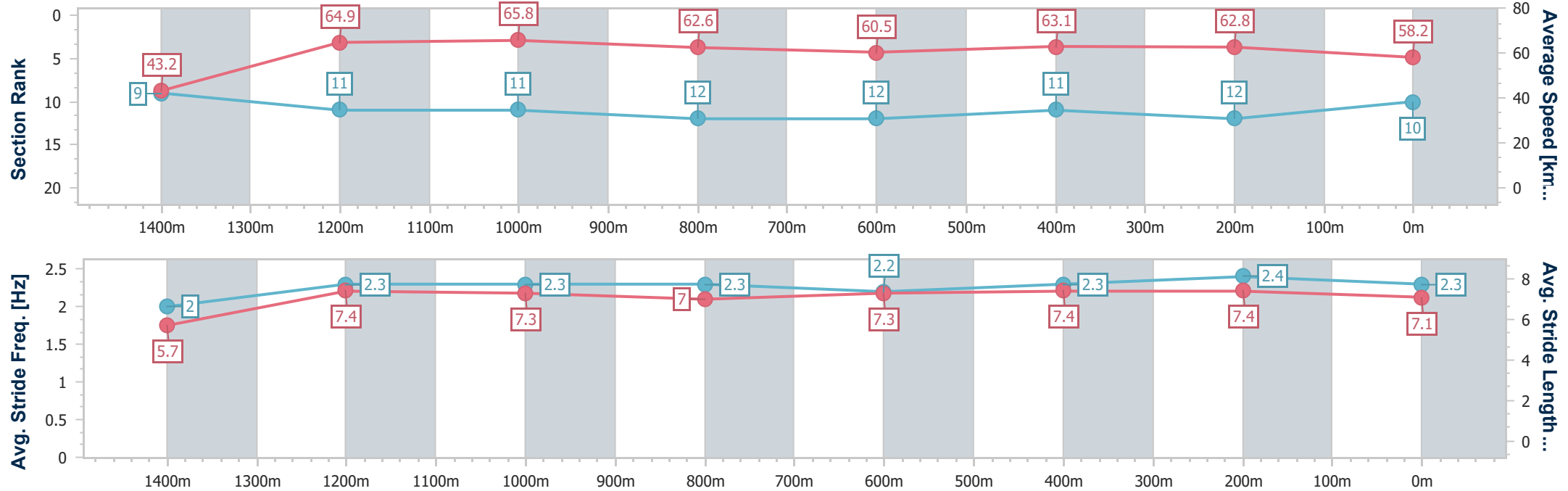


Eagle FarmProfessional
Race 6: NUTURF SPEAR CHIEF HANDICAP - LISTED - 1500m
07 June 2025 - 14:04
Track Rating: Soft 5, Weather: Fine, Rail Position: +2m Entire Course



BRISBANE
RACING CLUB

Section	Overall	1400m	1200m	1000m	800m	600m	400m	200m					
Section Times	1:30.21 [10] (0:08.53)	1:21.68 [9] (0:11.11)	1:10.57 [11] (0:10.98)	0:59.59 [11] (0:11.75)	0:47.84 [12] (0:12.17)	0:35.67 [12] (0:11.75)	0:23.92 [11] (0:11.46)	0:12.46 [12] (0:12.46)					
Average Speed [km/h]	43.2	64.9	65.8	62.6	60.5	63.1	62.8	58.2					
Top Speed [km/h]	63.4	66.0	66.3	65.0	61.7	64.9	64.0	60.5					
Avg. Dist. to Rail [m]	18.8	5.5	3.9	4.7	5.1	5.5	12.0	12.3					
Avg. Stride Freq. [Hz]	2.0	2.3	2.3	2.3	2.2	2.3	2.4	2.3					
Avg. Stride Length [m]	5.7	7.4	7.3	7.0	7.3	7.4	7.4	7.1					





Horse/Jockey Name	Rhapsody Chic
Final Rank	11
Fastest Section Time (Section)	0:08.71 (Overall)
Top Speed [km/h] (Section)	68.6 (1200m)
Race State	Finished

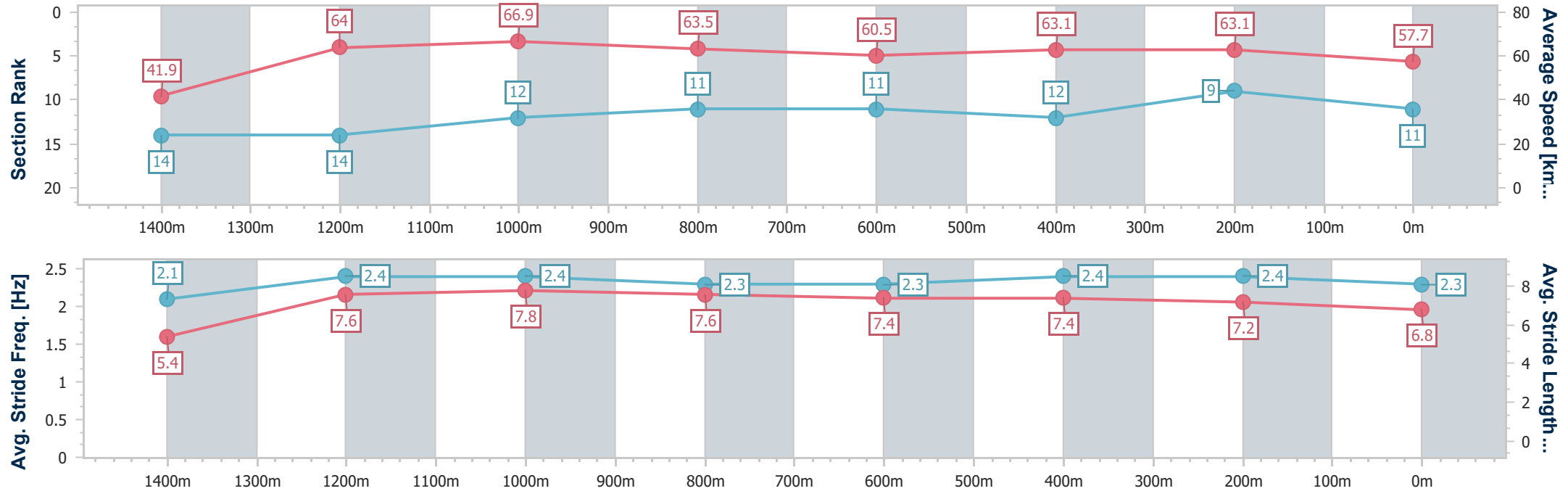


Eagle FarmProfessional
Race 6: NUTURF SPEAR CHIEF HANDICAP - LISTED - 1500m
07 June 2025 - 14:04
Track Rating: Soft 5, Weather: Fine, Rail Position: +2m Entire Course



BRISBANE
RACING CLUB

Section	Overall	1400m	1200m	1000m	800m	600m	400m	200m					
Section Times	1:30.23 [11] (0:08.71)	1:21.52 [14] (0:11.30)	1:10.22 [14] (0:10.79)	0:59.43 [12] (0:11.57)	0:47.86 [11] (0:12.14)	0:35.72 [11] (0:11.78)	0:23.94 [12] (0:11.38)	0:12.56 [9] (0:12.56)					
Average Speed [km/h]	41.9	64.0	66.9	63.5	60.5	63.1	63.1	57.7					
Top Speed [km/h]	61.1	65.7	68.6	66.4	61.6	65.7	64.8	60.9					
Avg. Dist. to Rail [m]	16.3	4.6	4.3	4.1	4.1	6.0	12.3	14.8					
Avg. Stride Freq. [Hz]	2.1	2.4	2.4	2.3	2.3	2.4	2.4	2.3					
Avg. Stride Length [m]	5.4	7.6	7.8	7.6	7.4	7.4	7.2	6.8					





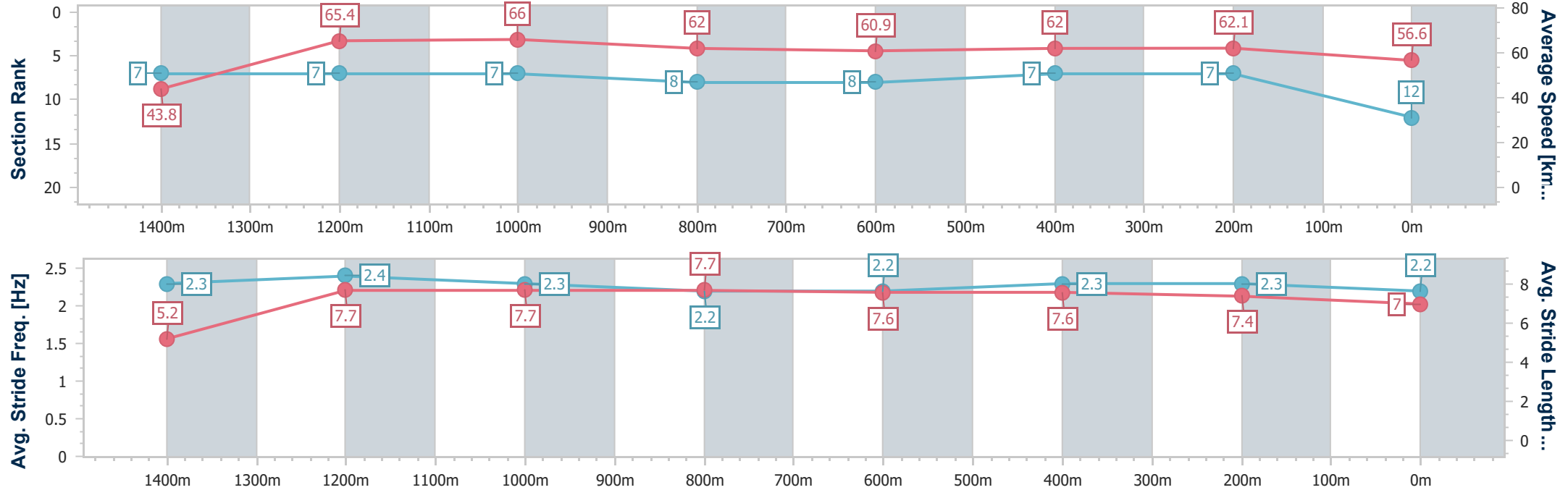
Horse/Jockey Name	Attractable
Final Rank	12
Fastest Section Time (Section)	0:08.32 (Overall)
Top Speed [km/h] (Section)	67.1 (1200m)
Race State	Finished



Eagle FarmProfessional
Race 6: NUTURF SPEAR CHIEF HANDICAP - LISTED - 1500m
07 June 2025 - 14:04
Track Rating: Soft 5, Weather: Fine, Rail Position: +2m Entire Course



Section	Overall	1400m	1200m	1000m	800m	600m	400m	200m					
Section Times	1:30.33 [12] (0:08.32)	1:22.01 [7] (0:11.03)	1:10.98 [7] (0:10.94)	1:00.04 [7] (0:11.86)	0:48.18 [8] (0:12.00)	0:36.18 [8] (0:11.75)	0:24.43 [7] (0:11.60)	0:12.83 [7] (0:12.83)					
Average Speed [km/h]	43.8	65.4	66.0	62.0	60.9	62.0	62.1	56.6					
Top Speed [km/h]	63.1	66.7	67.1	63.4	62.6	64.1	64.0	59.3					
Avg. Dist. to Rail [m]	11.8	3.4	5.2	4.2	3.0	2.6	7.3	9.1					
Avg. Stride Freq. [Hz]	2.3	2.4	2.3	2.2	2.2	2.3	2.3	2.2					
Avg. Stride Length [m]	5.2	7.7	7.7	7.7	7.6	7.6	7.4	7.0					





Horse/Jockey Name	Rustic Steel
Final Rank	13
Fastest Section Time (Section)	0:08.17 (Overall)
Top Speed [km/h] (Section)	68.1 (1200m)
Race State	Finished

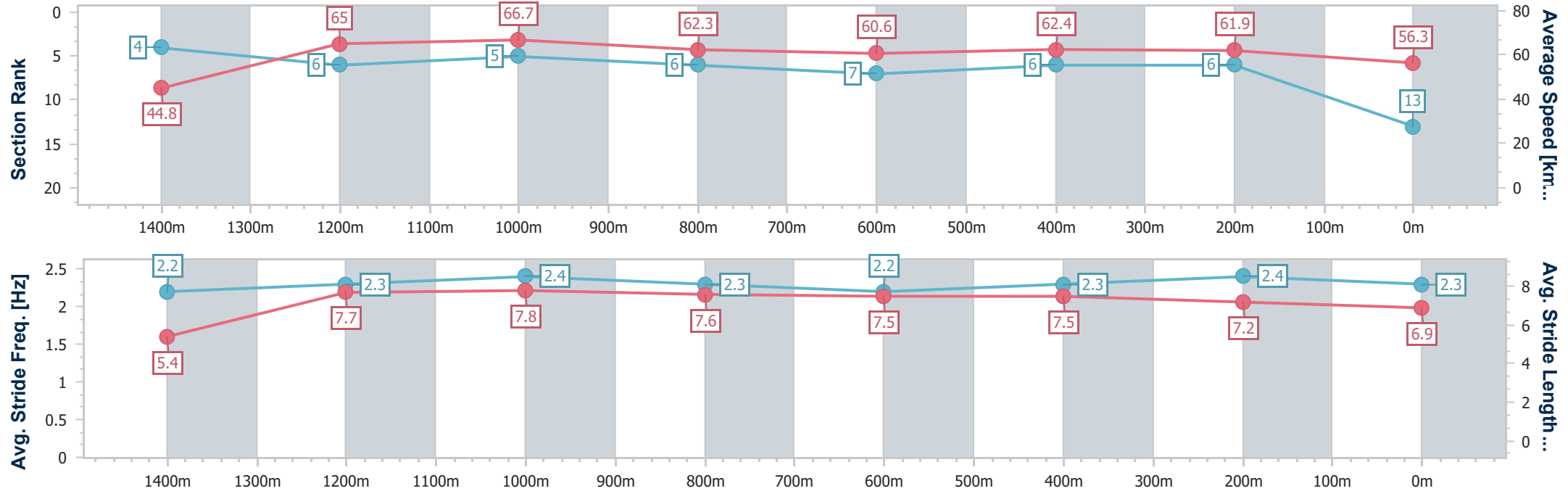


Eagle FarmProfessional
Race 6: NUTURF SPEAR CHIEF HANDICAP - LISTED - 1500m
07 June 2025 - 14:04
Track Rating: Soft 5, Weather: Fine, Rail Position: +2m Entire Course



BRISBANE
RACING CLUB

Section	Overall	1400m	1200m	1000m	800m	600m	400m	200m					
Section Times	1:30.34 [13] (0:08.17)	1:22.17 [4] (0:11.17)	1:11.00 [6] (0:10.81)	1:00.19 [5] (0:11.77)	0:48.42 [6] (0:12.10)	0:36.32 [7] (0:11.81)	0:24.51 [6] (0:11.64)	0:12.87 [6] (0:12.87)					
Average Speed [km/h]	44.8	65.0	66.7	62.3	60.6	62.4	61.9	56.3					
Top Speed [km/h]	63.4	66.9	68.1	64.2	61.5	64.5	63.0	59.4					
Avg. Dist. to Rail [m]	16.5	5.5	4.4	3.9	4.0	4.9	10.2	12.3					
Avg. Stride Freq. [Hz]	2.2	2.3	2.4	2.3	2.2	2.3	2.4	2.3					
Avg. Stride Length [m]	5.4	7.7	7.8	7.6	7.5	7.5	7.2	6.9					





Horse/Jockey Name	Kitty Rose
Final Rank	14
Fastest Section Time (Section)	0:08.55 (Overall)
Top Speed [km/h] (Section)	67.4 (1400m)
Race State	Finished

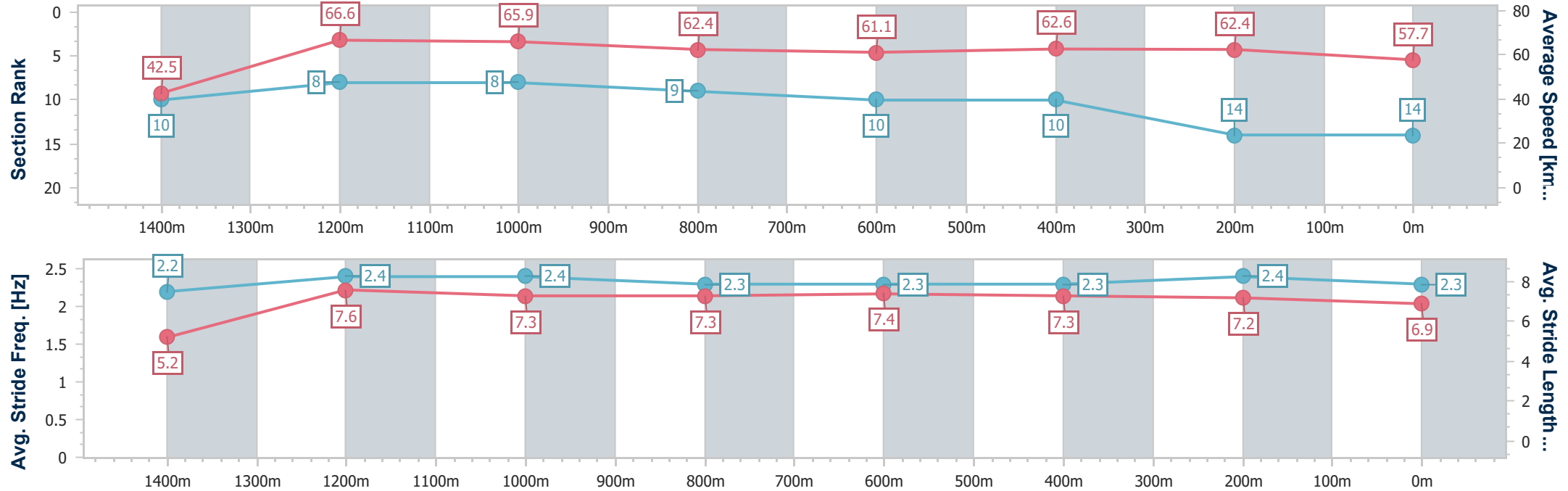


Eagle FarmProfessional
Race 6: NUTURF SPEAR CHIEF HANDICAP - LISTED - 1500m
07 June 2025 - 14:04
Track Rating: Soft 5, Weather: Fine, Rail Position: +2m Entire Course



BRISBANE
RACING CLUB

Section	Overall	1400m	1200m	1000m	800m	600m	400m	200m					
Section Times	1:30.39 [14] (0:08.55)	1:21.84 [10] (0:10.88)	1:10.96 [8] (0:10.92)	1:00.04 [8] (0:11.95)	0:48.09 [9] (0:12.15)	0:35.94 [10] (0:11.83)	0:24.11 [10] (0:11.52)	0:12.59 [14] (0:12.59)					
Average Speed [km/h]	42.5	66.6	65.9	62.4	61.1	62.6	62.4	57.7					
Top Speed [km/h]	63.5	67.4	66.6	64.4	62.9	64.2	64.2	60.2					
Avg. Dist. to Rail [m]	10.3	2.9	5.0	6.8	6.6	5.5	10.3	12.5					
Avg. Stride Freq. [Hz]	2.2	2.4	2.4	2.3	2.3	2.3	2.4	2.3					
Avg. Stride Length [m]	5.2	7.6	7.3	7.3	7.4	7.3	7.2	6.9					





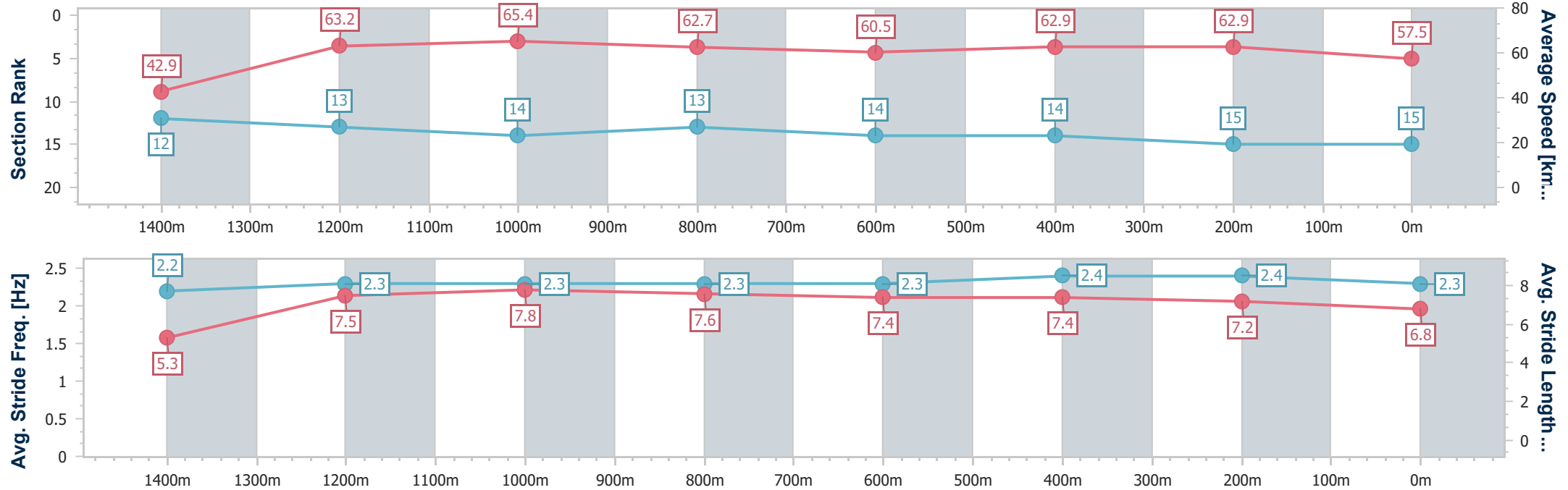
Horse/Jockey Name	Banana Slide
Final Rank	15
Fastest Section Time (Section)	0:08.57 (Overall)
Top Speed [km/h] (Section)	66.2 (1200m)
Race State	Finished



Eagle FarmProfessional
Race 6: NUTURF SPEAR CHIEF HANDICAP - LISTED - 1500m
07 June 2025 - 14:04
Track Rating: Soft 5, Weather: Fine, Rail Position: +2m Entire Course



Section	Overall	1400m	1200m	1000m	800m	600m	400m	200m					
Section Times	1:30.53 [15] (0:08.57)	1:21.96 [12] (0:11.41)	1:10.55 [13] (0:11.02)	0:59.53 [14] (0:11.60)	0:47.93 [13] (0:12.14)	0:35.79 [14] (0:11.70)	0:24.09 [14] (0:11.45)	0:12.64 [15] (0:12.64)					
Average Speed [km/h]	42.9	63.2	65.4	62.7	60.5	62.9	62.9	57.5					
Top Speed [km/h]	60.3	65.0	66.2	64.3	61.2	65.5	65.4	60.4					
Avg. Dist. to Rail [m]	14.1	3.9	2.8	2.4	3.6	4.7	11.5	14.8					
Avg. Stride Freq. [Hz]	2.2	2.3	2.3	2.3	2.3	2.4	2.4	2.3					
Avg. Stride Length [m]	5.3	7.5	7.8	7.6	7.4	7.4	7.2	6.8					





Eagle Farm Professional

Race 7: EVA AIR KINGSFORD SMITH CUP - GROUP 1 - 1300m

07 June 2025 - 14:39



BRISBANE
RACING CLUB

Track Rating: Soft 5, Weather: Fine, Rail Position: +2m Entire Course

Section						Overall	1200m	1000m	800m	600m	400m	Last 600m	
Field Times						1:16.26 (0:07.58)	1:08.68 (0:10.59)	0:58.09 (0:11.05)	0:47.04 (0:11.30)	0:35.74 (0:11.40)	0:24.34 (0:11.41)	0:35.74	
Rank	TAB	Horse/Jockey	Barrier	Top Speed [km/h]	Fastest Section								Distance Travelled [m]
1	10	JOLIESTAR	9	68.7	0:07.96	1:16.26 [1]	1:08.30 [7]	0:57.28 [7]	0:45.93 [8]	0:34.52 [8]	0:23.38 [7]	0:34.52	
		James McDonald		600m	Overall	(0:07.96)	(0:11.02)	(0:11.35)	(0:11.41)	(0:11.14)	(0:11.15)		
2	5	ZARASTRO	6	70.4	0:07.65	1:16.27 [2]	1:08.62 [2]	0:58.10 [2]	0:47.05 [1]	0:35.75 [1]	0:24.35 [1]	0:35.75 -6	
		Angela Jones		1200m	Overall	(0:07.65)	(0:10.52)	(0:11.05)	(0:11.30)	(0:11.40)	(0:11.41)		
3	4	GOLDEN MILE	10	69.7	0:07.58	1:16.28 [3]	1:08.70 [1]	0:58.11 [1]	0:47.01 [2]	0:35.54 [2]	0:24.09 [2]	0:35.54 +2	
		Jason Collett		1200m	Overall	(0:07.58)	(0:10.59)	(0:11.10)	(0:11.47)	(0:11.45)	(0:11.33)		
4	11	KIMOCHI	3	68.0	0:07.73	1:16.59 [4]	1:08.86 [4]	0:58.13 [5]	0:46.98 [5]	0:35.51 [5]	0:24.11 [5]	0:35.51 -3	
		Craig Williams		1200m	Overall	(0:07.73)	(0:10.73)	(0:11.15)	(0:11.47)	(0:11.40)	(0:11.45)		
5	8	RISE AT DAWN	1	68.6	0:07.72	1:16.69 [5]	1:08.97 [3]	0:58.34 [4]	0:47.16 [4]	0:35.65 [4]	0:24.31 [4]	0:35.65 -5	
		Ethan Brown		1200m	Overall	(0:07.72)	(0:10.63)	(0:11.18)	(0:11.51)	(0:11.34)	(0:11.56)		
6	1	GIGA KICK	7	68.5	0:08.11	1:16.81 [6]	1:08.70 [9]	0:57.59 [9]	0:46.49 [7]	0:35.09 [7]	0:23.79 [8]	0:35.09 +0	
		Mark Zahra		1000m	Overall	(0:08.11)	(0:11.11)	(0:11.10)	(0:11.40)	(0:11.30)	(0:11.25)		
7	12	BENEDETTA	4	68.4	0:07.76	1:16.96 [7]	1:09.20 [6]	0:58.29 [6]	0:47.06 [6]	0:35.60 [6]	0:24.27 [6]	0:35.60 -1	
		Tim Clark		1200m	Overall	(0:07.76)	(0:10.91)	(0:11.23)	(0:11.46)	(0:11.33)	(0:11.49)		
8	7	LIBERTAD	5	69.9	0:07.74	1:16.97 [8]	1:09.23 [5]	0:58.63 [3]	0:47.49 [3]	0:35.96 [3]	0:24.59 [3]	0:35.96 -3	
		Jamie Mott		1200m	Overall	(0:07.74)	(0:10.60)	(0:11.14)	(0:11.53)	(0:11.37)	(0:11.53)		
9	6	PAYLINE	8	69.0	0:08.20	1:17.26 [9]	1:09.06 [10]	0:57.70 [10]	0:46.67 [10]	0:35.30 [10]	0:23.99 [9]	0:35.30 +5	
		Tommy Berry		1000m	Overall	(0:08.20)	(0:11.36)	(0:11.03)	(0:11.37)	(0:11.31)	(0:11.12)		
10	9	DEMOCRACY MANIFEST	2	66.7	0:08.06	1:18.57 [10]	1:10.51 [8]	0:59.46 [8]	0:48.20 [9]	0:36.76 [9]	0:25.11 [10]	0:36.76 -5	
		Kerrin McEvoy		1200m	Overall	(0:08.06)	(0:11.05)	(0:11.26)	(0:11.44)	(0:11.65)	(0:11.68)		

Scratched: Ameena (#14), Bosustow (#13), Private Eye (#2), Rothfire (#3)

Report Created: Sat 7 June 2025 15:02 GMT+10 (Note: Timing is based on position data)

Page 1/12

[] Ranking at each section and finish
-:-:- No data available at this section
NA No data available

SCN Saddle cloth number
DNF Did not finish
DNT Did not track

data processed by  TRIPLESDATA



Eagle Farm Professional

Race 7: EVA AIR KINGSFORD SMITH CUP - GROUP 1 - 1300m

07 June 2025 - 14:39



BRISBANE
RACING CLUB

Track Rating: Soft 5, Weather: Fine, Rail Position: +2m Entire Course

Section Field Times				200m 0:12.93 (0:12.93)				Last 600m 0:35.74	
Rank	TAB	Horse/Jockey	Barrier	Top Speed [km/h]	Fastest Section	Margin		Distance Travelled [m]	
1	10	JOLIESTAR	9	68.7	0:07.96	0:12.23 [6]	1:16.26	0:34.52	
		James McDonald		600m	Overall	(0:12.23)			
2	5	ZARASTRO	6	70.4	0:07.65	0:12.94 [1]	0.08L	0:35.75	-6
		Angela Jones		1200m	Overall	(0:12.94)			
3	4	GOLDEN MILE	10	69.7	0:07.58	0:12.76 [2]	0.11L	0:35.54	+2
		Jason Collett		1200m	Overall	(0:12.76)			
4	11	KIMOCHI	3	68.0	0:07.73	0:12.66 [4]	1.95L	0:35.51	-3
		Craig Williams		1200m	Overall	(0:12.66)			
5	8	RISE AT DAWN	1	68.6	0:07.72	0:12.75 [5]	2.53L	0:35.65	-5
		Ethan Brown		1200m	Overall	(0:12.75)			
6	1	GIGA KICK	7	68.5	0:08.11	0:12.54 [8]	3.23L	0:35.09	+0
		Mark Zahra		1000m	Overall	(0:12.54)			
7	12	BENEDETTA	4	68.4	0:07.76	0:12.78 [7]	4.13L	0:35.60	-1
		Tim Clark		1200m	Overall	(0:12.78)			
8	7	LIBERTAD	5	69.9	0:07.74	0:13.06 [3]	4.19L	0:35.96	-3
		Jamie Mott		1200m	Overall	(0:13.06)			
9	6	PAYLINE	8	69.0	0:08.20	0:12.87 [9]	5.9L	0:35.30	+5
		Tommy Berry		1000m	Overall	(0:12.87)			
10	9	DEMOCRACY MANIFEST	2	66.7	0:08.06	0:13.43 [10]	13.57L	0:36.76	-5
		Kerrin McEvoy		1200m	Overall	(0:13.43)			

Scratched: Ameena (#14), Bosustow (#13), Private Eye (#2), Rothfire (#3)

Report Created: Sat 7 June 2025 15:02 GMT+10 (Note: Timing is based on position data)

Page 2/12

[] Ranking at each section and finish
-:-:- No data available at this section
NA No data available

SCN Saddle cloth number
DNF Did not finish
DNT Did not track

data processed by  TRIPLESDATA



Horse/Jockey Name	Joliestar
Final Rank	1
Fastest Section Time (Section)	0:07.96 (Overall)
Top Speed [km/h] (Section)	68.7 (600m)
Race State	Finished

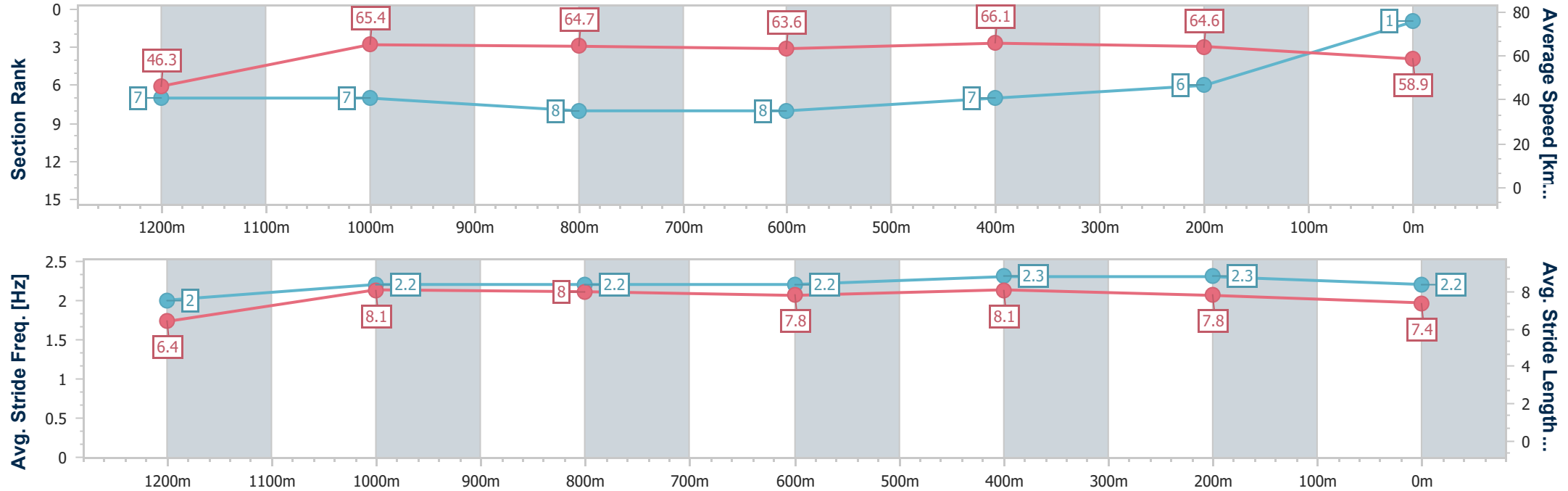


Eagle FarmProfessional
Race 7: EVA AIR KINGSFORD SMITH CUP - GROUP 1 - 1300m
07 June 2025 - 14:39
Track Rating: Soft 5, Weather: Fine, Rail Position: +2m Entire Course



BRISBANE
RACING CLUB

Section	Overall	1200m	1000m	800m	600m	400m	200m						
Section Times	1:16.26 [1] (0:07.96)	1:08.30 [7] (0:11.02)	0:57.28 [7] (0:11.35)	0:45.93 [8] (0:11.41)	0:34.52 [8] (0:11.14)	0:23.38 [7] (0:11.15)	0:12.23 [6] (0:12.23)						
Average Speed [km/h]	46.3	65.4	64.7	63.6	66.1	64.6	58.9						
Top Speed [km/h]	60.1	68.7	66.9	65.3	68.7	66.7	62.3						
Avg. Dist. to Rail [m]	17.0	5.3	4.0	1.9	4.6	14.8	12.7						
Avg. Stride Freq. [Hz]	2.0	2.2	2.2	2.2	2.3	2.3	2.2						
Avg. Stride Length [m]	6.4	8.1	8.0	7.8	8.1	7.8	7.4						





Horse/Jockey Name	Zarastro
Final Rank	2
Fastest Section Time (Section)	0:07.65 (Overall)
Top Speed [km/h] (Section)	70.4 (1200m)
Race State	Finished

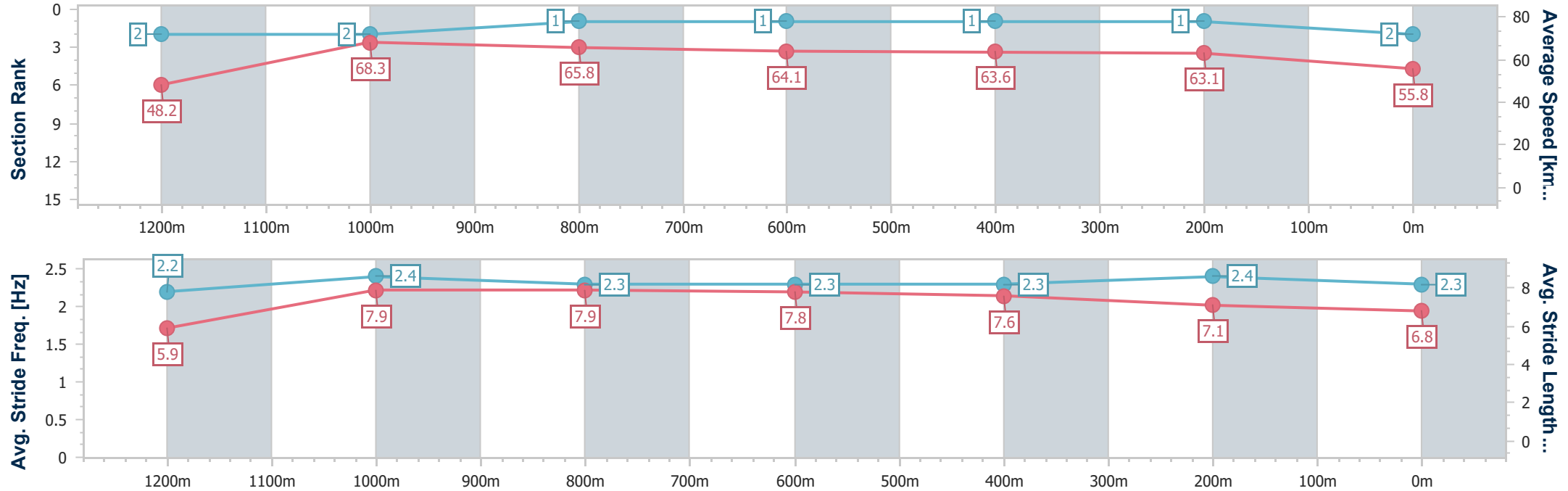


Eagle FarmProfessional
Race 7: EVA AIR KINGSFORD SMITH CUP - GROUP 1 - 1300m
07 June 2025 - 14:39
Track Rating: Soft 5, Weather: Fine, Rail Position: +2m Entire Course



BRISBANE
RACING CLUB

Section	Overall	1200m	1000m	800m	600m	400m	200m						
Section Times	1:16.27 [2] (0:07.65)	1:08.62 [2] (0:10.52)	0:58.10 [2] (0:11.05)	0:47.05 [1] (0:11.30)	0:35.75 [1] (0:11.40)	0:24.35 [1] (0:11.41)	0:12.94 [1] (0:12.94)						
Average Speed [km/h]	48.2	68.3	65.8	64.1	63.6	63.1	55.8						
Top Speed [km/h]	64.4	70.4	68.1	65.1	64.6	65.2	58.7						
Avg. Dist. to Rail [m]	14.0	5.3	1.9	0.5	1.9	9.0	10.0						
Avg. Stride Freq. [Hz]	2.2	2.4	2.3	2.3	2.3	2.4	2.3						
Avg. Stride Length [m]	5.9	7.9	7.9	7.8	7.6	7.1	6.8						





Horse/Jockey Name	Golden Mile
Final Rank	3
Fastest Section Time (Section)	0:07.58 (Overall)
Top Speed [km/h] (Section)	69.7 (1200m)
Race State	Finished

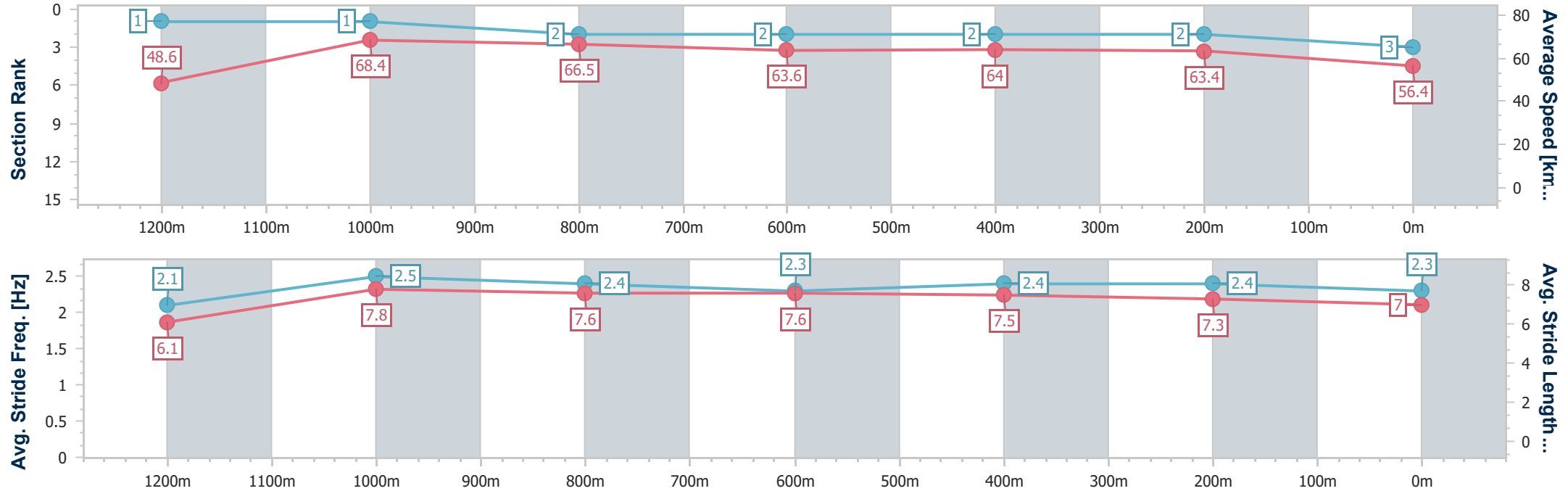


Eagle FarmProfessional
Race 7: EVA AIR KINGSFORD SMITH CUP - GROUP 1 - 1300m
07 June 2025 - 14:39
Track Rating: Soft 5, Weather: Fine, Rail Position: +2m Entire Course



BRISBANE
RACING CLUB

Section	Overall	1200m	1000m	800m	600m	400m	200m						
Section Times	1:16.28 [3] (0:07.58)	1:08.70 [1] (0:10.59)	0:58.11 [1] (0:11.10)	0:47.01 [2] (0:11.47)	0:35.54 [2] (0:11.45)	0:24.09 [2] (0:11.33)	0:12.76 [2] (0:12.76)						
Average Speed [km/h]	48.6	68.4	66.5	63.6	64.0	63.4	56.4						
Top Speed [km/h]	63.8	69.7	69.4	65.3	65.6	65.7	60.6						
Avg. Dist. to Rail [m]	17.7	7.3	5.0	3.7	3.2	7.0	7.7						
Avg. Stride Freq. [Hz]	2.1	2.5	2.4	2.3	2.4	2.4	2.3						
Avg. Stride Length [m]	6.1	7.8	7.6	7.6	7.5	7.3	7.0						





Horse/Jockey Name	Kimochi
Final Rank	4
Fastest Section Time (Section)	0:07.73 (Overall)
Top Speed [km/h] (Section)	68.0 (1200m)
Race State	Finished

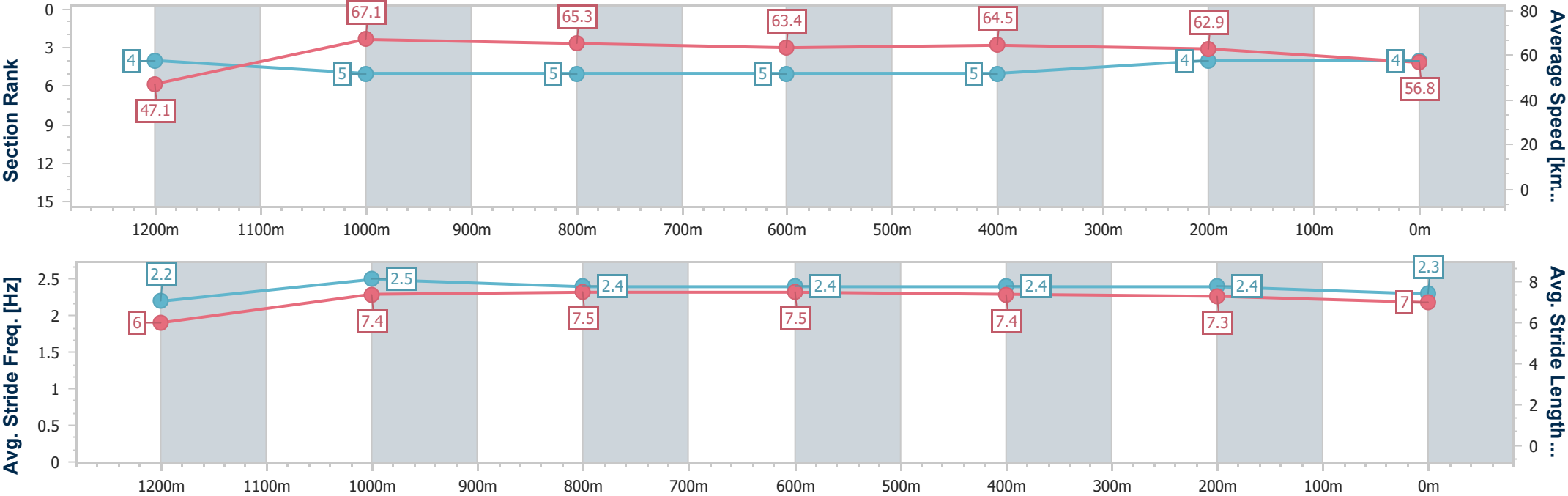


Eagle FarmProfessional
Race 7: EVA AIR KINGSFORD SMITH CUP - GROUP 1 - 1300m
07 June 2025 - 14:39
Track Rating: Soft 5, Weather: Fine, Rail Position: +2m Entire Course



BRISBANE
RACING CLUB

Section	Overall	1200m	1000m	800m	600m	400m	200m						
Section Times	1:16.59 [4] (0:07.73)	1:08.86 [4] (0:10.73)	0:58.13 [5] (0:11.15)	0:46.98 [5] (0:11.47)	0:35.51 [5] (0:11.40)	0:24.11 [5] (0:11.45)	0:12.66 [4] (0:12.66)						
Average Speed [km/h]	47.1	67.1	65.3	63.4	64.5	62.9	56.8						
Top Speed [km/h]	64.6	68.0	66.2	65.2	66.2	66.0	60.9						
Avg. Dist. to Rail [m]	11.9	2.9	2.1	2.4	4.1	12.6	11.1						
Avg. Stride Freq. [Hz]	2.2	2.5	2.4	2.4	2.4	2.4	2.3						
Avg. Stride Length [m]	6.0	7.4	7.5	7.5	7.4	7.3	7.0						





Horse/Jockey Name	Rise At Dawn
Final Rank	5
Fastest Section Time (Section)	0:07.72 (Overall)
Top Speed [km/h] (Section)	68.6 (1200m)
Race State	Finished

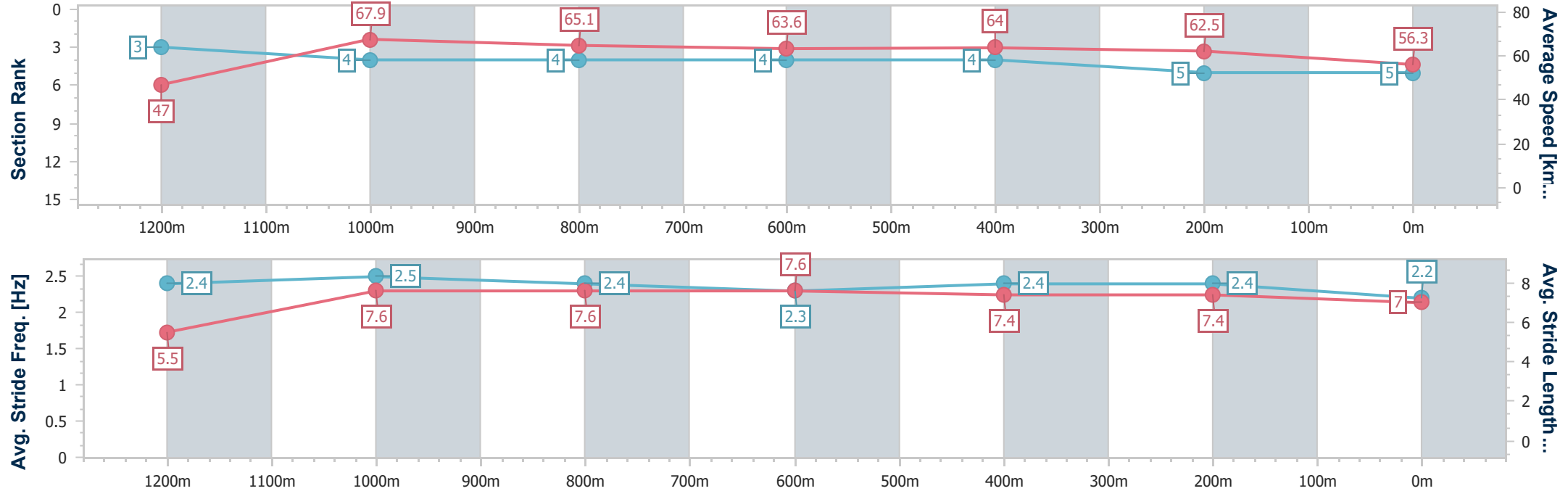


Eagle FarmProfessional
Race 7: EVA AIR KINGSFORD SMITH CUP - GROUP 1 - 1300m
07 June 2025 - 14:39
Track Rating: Soft 5, Weather: Fine, Rail Position: +2m Entire Course



BRISBANE
RACING CLUB

Section	Overall	1200m	1000m	800m	600m	400m	200m						
Section Times	1:16.69 [5] (0:07.72)	1:08.97 [3] (0:10.63)	0:58.34 [4] (0:11.18)	0:47.16 [4] (0:11.51)	0:35.65 [4] (0:11.34)	0:24.31 [4] (0:11.56)	0:12.75 [5] (0:12.75)						
Average Speed [km/h]	47.0	67.9	65.1	63.6	64.0	62.5	56.3						
Top Speed [km/h]	65.0	68.6	66.6	64.5	65.1	64.5	59.9						
Avg. Dist. to Rail [m]	10.2	2.1	2.5	3.0	2.5	7.6	6.1						
Avg. Stride Freq. [Hz]	2.4	2.5	2.4	2.3	2.4	2.4	2.2						
Avg. Stride Length [m]	5.5	7.6	7.6	7.6	7.4	7.4	7.0						





Horse/Jockey Name	Giga Kick
Final Rank	6
Fastest Section Time (Section)	0:08.11 (Overall)
Top Speed [km/h] (Section)	68.5 (1000m)
Race State	Finished

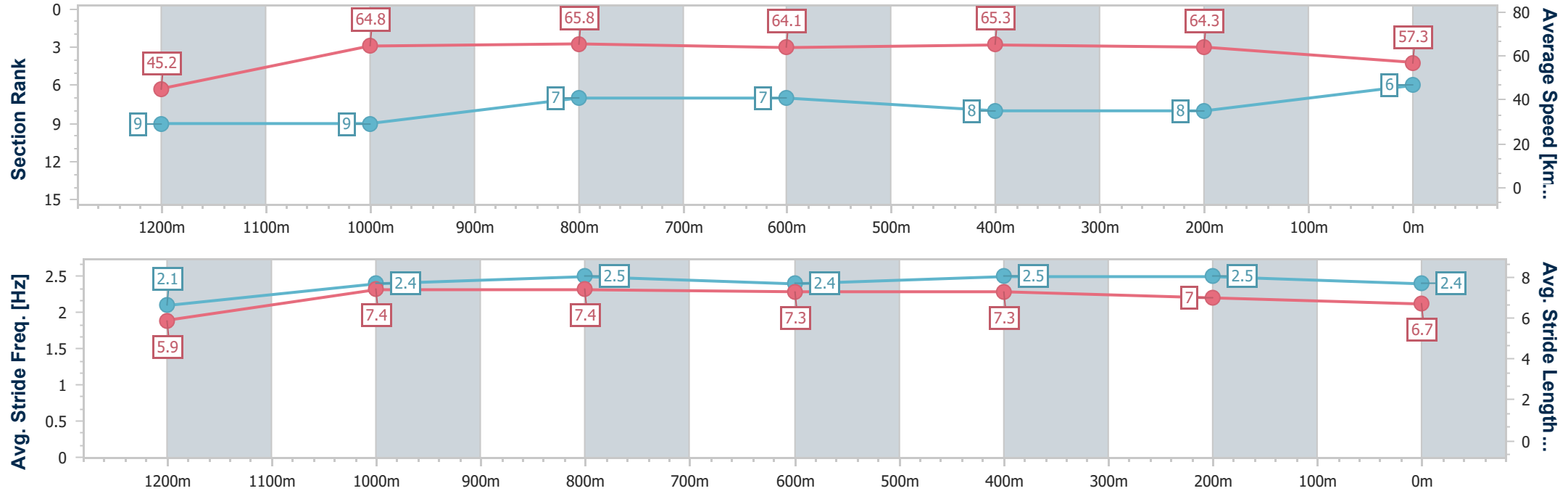


Eagle FarmProfessional
Race 7: EVA AIR KINGSFORD SMITH CUP - GROUP 1 - 1300m
07 June 2025 - 14:39
Track Rating: Soft 5, Weather: Fine, Rail Position: +2m Entire Course



BRISBANE
RACING CLUB

Section	Overall	1200m	1000m	800m	600m	400m	200m						
Section Times	1:16.81 [6] (0:08.11)	1:08.70 [9] (0:11.11)	0:57.59 [9] (0:11.10)	0:46.49 [7] (0:11.40)	0:35.09 [7] (0:11.30)	0:23.79 [8] (0:11.25)	0:12.54 [8] (0:12.54)						
Average Speed [km/h]	45.2	64.8	65.8	64.1	65.3	64.3	57.3						
Top Speed [km/h]	58.1	68.5	68.5	65.8	68.4	68.4	61.4						
Avg. Dist. to Rail [m]	14.4	3.9	2.7	3.4	5.3	14.9	13.6						
Avg. Stride Freq. [Hz]	2.1	2.4	2.5	2.4	2.5	2.5	2.4						
Avg. Stride Length [m]	5.9	7.4	7.4	7.3	7.3	7.0	6.7						





Horse/Jockey Name	Benedetta
Final Rank	7
Fastest Section Time (Section)	0:07.76 (Overall)
Top Speed [km/h] (Section)	68.4 (1200m)
Race State	Finished

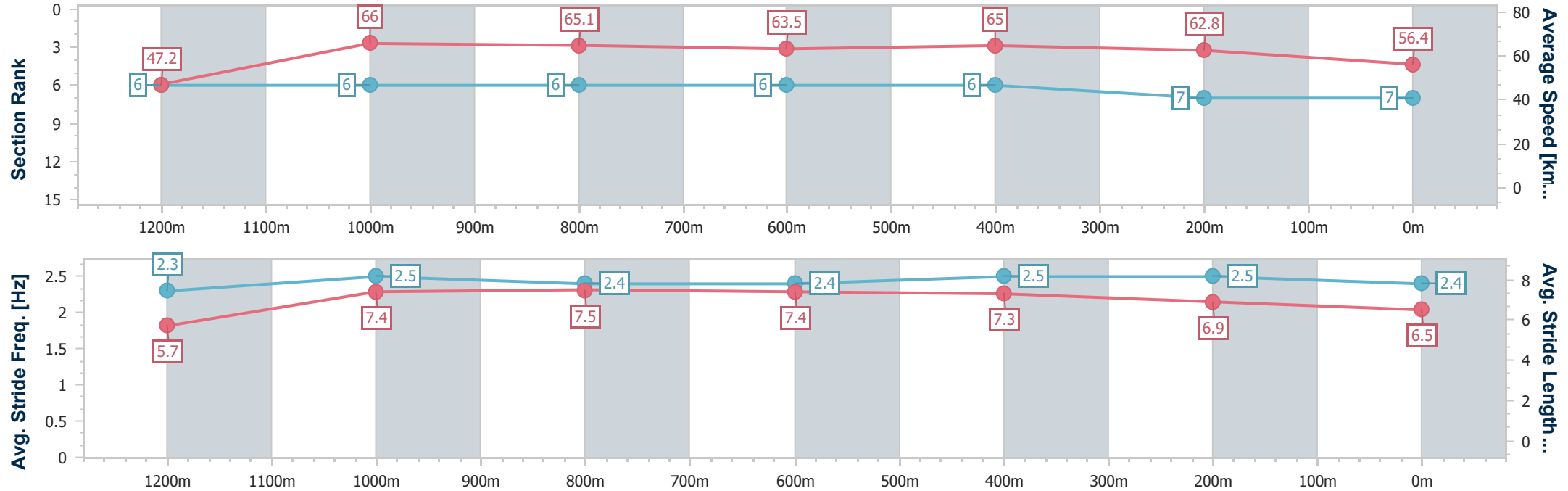


Eagle FarmProfessional
Race 7: EVA AIR KINGSFORD SMITH CUP - GROUP 1 - 1300m
07 June 2025 - 14:39
Track Rating: Soft 5, Weather: Fine, Rail Position: +2m Entire Course



BRISBANE
RACING CLUB

Section	Overall	1200m	1000m	800m	600m	400m	200m						
Section Times	1:16.96 [7] (0:07.76)	1:09.20 [6] (0:10.91)	0:58.29 [6] (0:11.23)	0:47.06 [6] (0:11.46)	0:35.60 [6] (0:11.33)	0:24.27 [6] (0:11.49)	0:12.78 [7] (0:12.78)						
Average Speed [km/h]	47.2	66.0	65.1	63.5	65.0	62.8	56.4						
Top Speed [km/h]	60.6	68.4	66.0	65.3	67.5	66.7	59.0						
Avg. Dist. to Rail [m]	12.1	3.9	2.8	3.0	4.4	12.0	10.8						
Avg. Stride Freq. [Hz]	2.3	2.5	2.4	2.4	2.5	2.5	2.4						
Avg. Stride Length [m]	5.7	7.4	7.5	7.4	7.3	6.9	6.5						





Horse/Jockey Name	Libertad
Final Rank	8
Fastest Section Time (Section)	0:07.74 (Overall)
Top Speed [km/h] (Section)	69.9 (1200m)
Race State	Finished

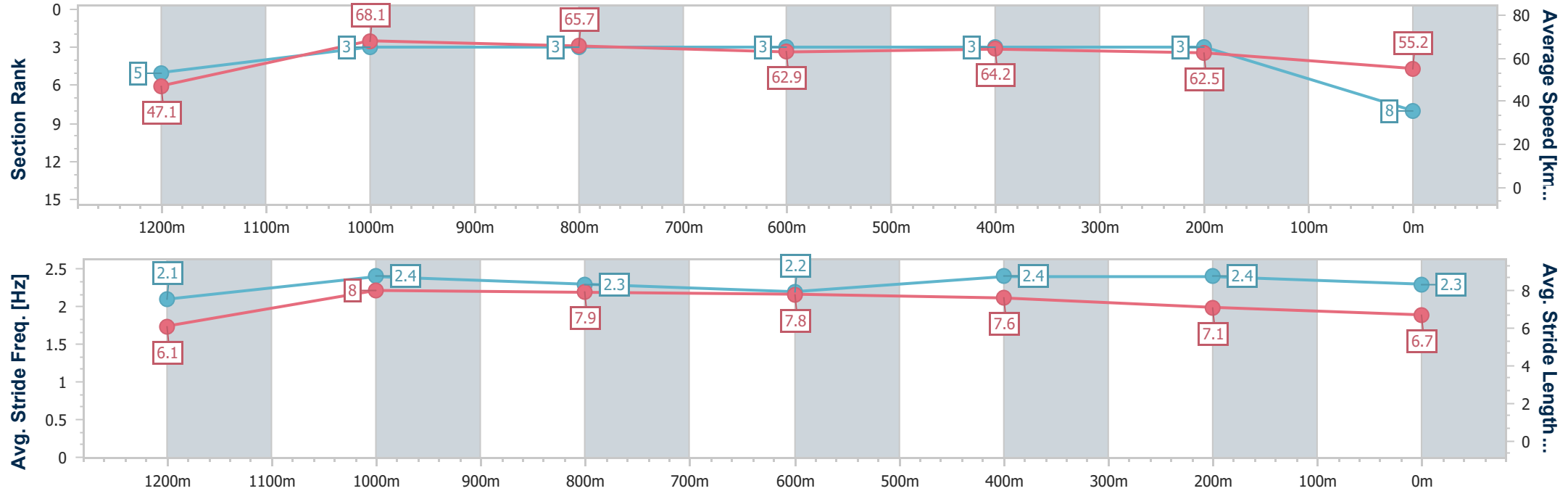


Eagle FarmProfessional
Race 7: EVA AIR KINGSFORD SMITH CUP - GROUP 1 - 1300m
07 June 2025 - 14:39
Track Rating: Soft 5, Weather: Fine, Rail Position: +2m Entire Course



BRISBANE
RACING CLUB

Section	Overall	1200m	1000m	800m	600m	400m	200m						
Section Times	1:16.97 [8] (0:07.74)	1:09.23 [5] (0:10.60)	0:58.63 [3] (0:11.14)	0:47.49 [3] (0:11.53)	0:35.96 [3] (0:11.37)	0:24.59 [3] (0:11.53)	0:13.06 [3] (0:13.06)						
Average Speed [km/h]	47.1	68.1	65.7	62.9	64.2	62.5	55.2						
Top Speed [km/h]	63.6	69.9	66.7	64.1	65.6	66.3	58.9						
Avg. Dist. to Rail [m]	13.1	3.8	2.9	2.1	3.0	9.7	9.6						
Avg. Stride Freq. [Hz]	2.1	2.4	2.3	2.2	2.4	2.4	2.3						
Avg. Stride Length [m]	6.1	8.0	7.9	7.8	7.6	7.1	6.7						



- [] Ranking at each section and finish
- .-.- No data available at this section
- NA No data available



Horse/Jockey Name	Payline
Final Rank	9
Fastest Section Time (Section)	0:08.20 (Overall)
Top Speed [km/h] (Section)	69.0 (1000m)
Race State	Finished

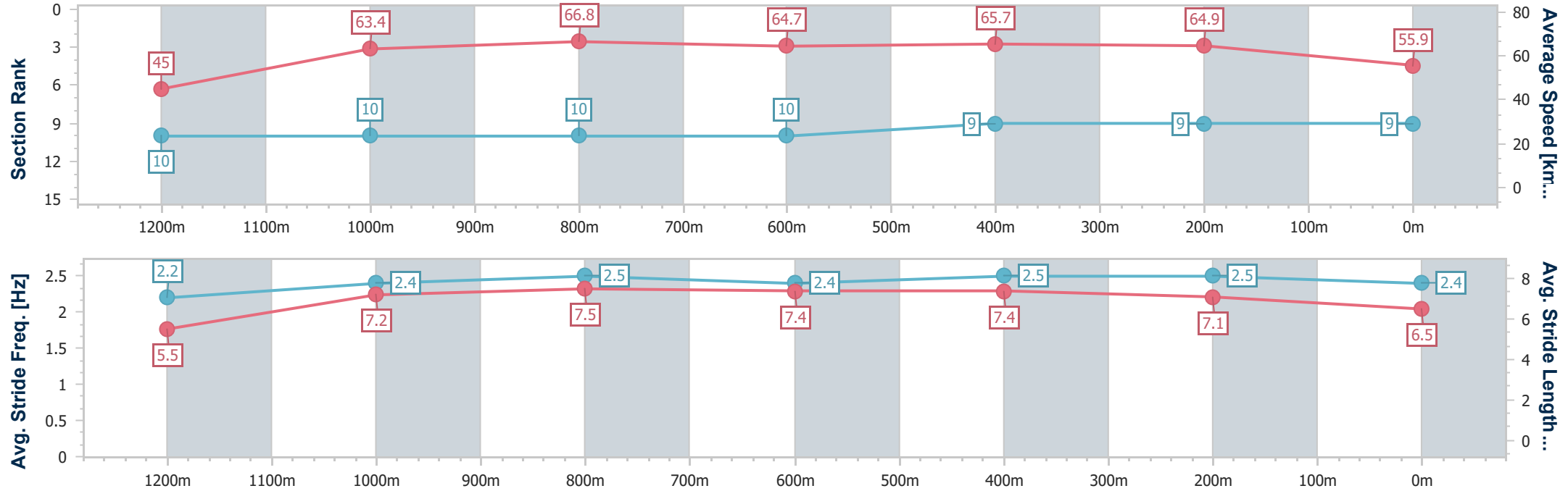


Eagle FarmProfessional
Race 7: EVA AIR KINGSFORD SMITH CUP - GROUP 1 - 1300m
07 June 2025 - 14:39
Track Rating: Soft 5, Weather: Fine, Rail Position: +2m Entire Course



BRISBANE
RACING CLUB

Section	Overall	1200m	1000m	800m	600m	400m	200m						
Section Times	1:17.26 [9] (0:08.20)	1:09.06 [10] (0:11.36)	0:57.70 [10] (0:11.03)	0:46.67 [10] (0:11.37)	0:35.30 [10] (0:11.31)	0:23.99 [9] (0:11.12)	0:12.87 [9] (0:12.87)						
Average Speed [km/h]	45.0	63.4	66.8	64.7	65.7	64.9	55.9						
Top Speed [km/h]	60.2	66.5	69.0	65.3	68.0	68.9	61.0						
Avg. Dist. to Rail [m]	16.1	4.4	4.4	4.5	6.6	16.3	15.1						
Avg. Stride Freq. [Hz]	2.2	2.4	2.5	2.4	2.5	2.5	2.4						
Avg. Stride Length [m]	5.5	7.2	7.5	7.4	7.4	7.1	6.5						





Horse/Jockey Name	Democracy Manifest
Final Rank	10
Fastest Section Time (Section)	0:08.06 (Overall)
Top Speed [km/h] (Section)	66.7 (1200m)
Race State	Finished

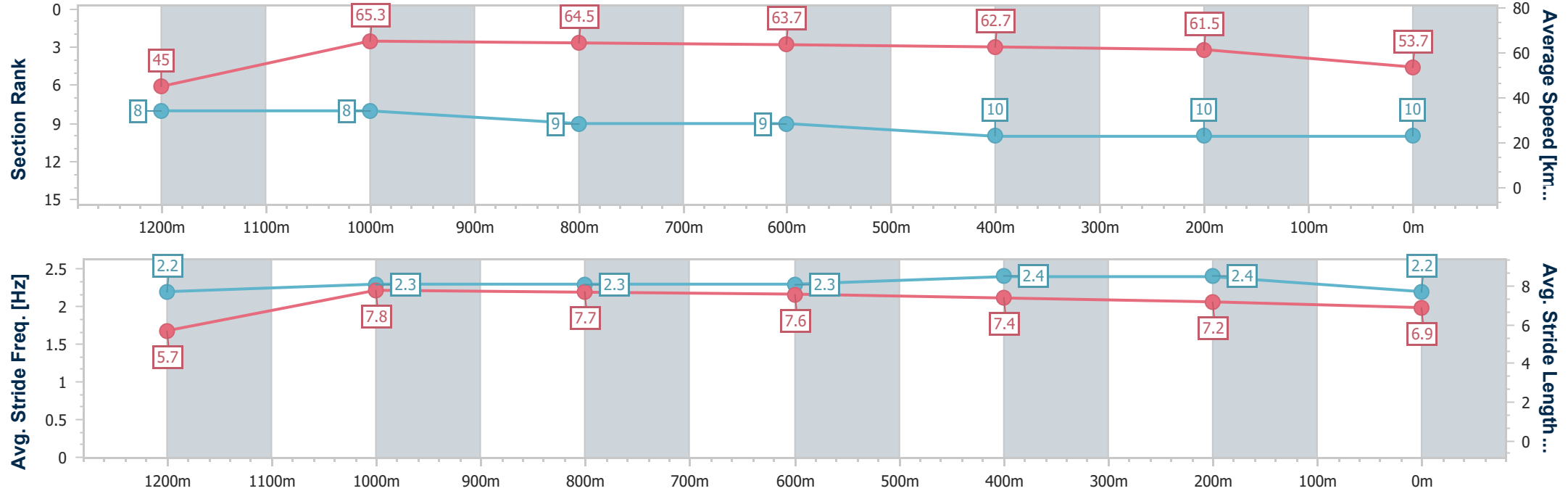


Eagle FarmProfessional
Race 7: EVA AIR KINGSFORD SMITH CUP - GROUP 1 - 1300m
07 June 2025 - 14:39
Track Rating: Soft 5, Weather: Fine, Rail Position: +2m Entire Course



BRISBANE
RACING CLUB

Section	Overall	1200m	1000m	800m	600m	400m	200m						
Section Times	1:18.57 [10] (0:08.06)	1:10.51 [8] (0:11.05)	0:59.46 [8] (0:11.26)	0:48.20 [9] (0:11.44)	0:36.76 [9] (0:11.65)	0:25.11 [10] (0:11.68)	0:13.43 [10] (0:13.43)						
Average Speed [km/h]	45.0	65.3	64.5	63.7	62.7	61.5	53.7						
Top Speed [km/h]	61.4	66.7	65.5	64.8	63.8	63.9	59.3						
Avg. Dist. to Rail [m]	10.9	1.9	1.9	2.4	2.8	9.6	10.2						
Avg. Stride Freq. [Hz]	2.2	2.3	2.3	2.3	2.4	2.4	2.2						
Avg. Stride Length [m]	5.7	7.8	7.7	7.6	7.4	7.2	6.9						





Eagle Farm Professional

Race 8: SEVEN QUEENSLAND OAKS - GROUP 1 - 2200m

07 June 2025 - 15:15



BRISBANE
RACING CLUB

Track Rating: Soft 5, Weather: Fine, Rail Position: +2m Entire Course

Section		Field Times			Overall	2000m	1800m	1600m	1400m	1200m	1000m	Last 600m		
					2:16.86 (0:14.22)	2:02.64 (0:11.42)	1:51.22 (0:12.02)	1:39.20 (0:11.97)	1:27.23 (0:12.13)	1:15.10 (0:12.67)	1:02.43 (0:12.43)	0:37.60		
Rank	TAB	Horse/Jockey	Barrier	Top Speed [km/h]	Fastest Section									Distance Travelled [m]
1	5	YOU WAHNG	7	64.2	0:11.71	2:16.86 [1]	2:02.59 [4]	1:50.88 [3]	1:38.55 [5]	1:26.52 [5]	1:14.26 [5]	1:01.65 [6]	0:36.95	
		Tommy Berry		2000m	2000m	(0:14.27)	(0:11.71)	(0:12.33)	(0:12.03)	(0:12.26)	(0:12.61)	(0:12.45)		
2	8	PINITO	9	63.5	0:11.78	2:16.88 [2]	2:01.92 [14]	1:50.03 [14]	1:37.88 [13]	1:25.67 [14]	1:13.43 [14]	1:00.99 [14]	0:36.78	+7
		Jason Collett		600m	600m	(0:14.96)	(0:11.89)	(0:12.15)	(0:12.21)	(0:12.24)	(0:12.44)	(0:12.39)		
3	1	BENAGIL	4	62.2	0:11.82	2:16.99 [3]	2:02.34 [10]	1:50.52 [10]	1:38.30 [9]	1:26.20 [9]	1:14.06 [8]	1:01.56 [9]	0:36.87	-4
		Mark Zahra		2000m	2000m	(0:14.65)	(0:11.82)	(0:12.22)	(0:12.10)	(0:12.14)	(0:12.50)	(0:12.56)		
4	3	MOVIN OUT	10	63.3	0:11.74	2:17.19 [4]	2:01.92 [15]	1:50.13 [15]	1:37.90 [15]	1:25.77 [15]	1:13.65 [15]	1:01.21 [15]	0:36.68	-9
		James McDonald		600m	600m	(0:15.27)	(0:11.79)	(0:12.23)	(0:12.13)	(0:12.12)	(0:12.44)	(0:12.53)		
5	13	SHE'S A DEALER	11	63.3	0:11.79	2:17.20 [5]	2:02.44 [11]	1:50.63 [11]	1:38.39 [11]	1:26.22 [11]	1:13.99 [12]	1:01.61 [11]	0:37.13	+4
		George Rooke		600m	600m	(0:14.76)	(0:11.81)	(0:12.24)	(0:12.17)	(0:12.23)	(0:12.38)	(0:12.45)		
6	4	CHURCHILL'S CHOICE	8	62.7	0:11.86	2:17.22 [6]	2:02.32 [12]	1:50.46 [13]	1:38.24 [12]	1:26.20 [12]	1:14.03 [11]	1:01.62 [12]	0:36.91	-1
		Koby Jennings		600m	2000m	(0:14.90)	(0:11.86)	(0:12.22)	(0:12.04)	(0:12.17)	(0:12.41)	(0:12.55)		
7	14	AMPLIFY	6	62.2	0:11.79	2:17.25 [7]	2:02.29 [13]	1:50.50 [12]	1:38.21 [14]	1:26.16 [13]	1:14.03 [13]	1:01.61 [13]	0:36.98	-13
		Ryan Maloney		2000m	2000m	(0:14.96)	(0:11.79)	(0:12.29)	(0:12.05)	(0:12.13)	(0:12.42)	(0:12.55)		
8	2	PHILIA	12	63.4	0:11.64	2:17.27 [8]	2:02.70 [8]	1:51.06 [6]	1:39.06 [3]	1:27.27 [2]	1:15.05 [2]	1:02.46 [2]	0:37.65	+1
		Kerrin McEvoy		2000m	2000m	(0:14.57)	(0:11.64)	(0:12.00)	(0:11.79)	(0:12.22)	(0:12.59)	(0:12.52)		
9	6	JENNI'S MEADOW	1	62.4	0:11.93	2:17.35 [9]	2:03.02 [5]	1:51.09 [7]	1:38.81 [7]	1:26.75 [7]	1:14.53 [7]	1:02.04 [7]	0:37.52	-9
		Ethan Brown		Overall	2000m	(0:14.33)	(0:11.93)	(0:12.28)	(0:12.06)	(0:12.22)	(0:12.49)	(0:12.38)		
10	18	ELLA HAZEL	16	62.7	0:11.79	2:17.41 [10]	2:02.87 [7]	1:51.08 [8]	1:38.97 [6]	1:26.91 [6]	1:14.69 [6]	1:02.36 [4]	0:37.87	-3
		Joshua Parr		Overall	2000m	(0:14.54)	(0:11.79)	(0:12.11)	(0:12.06)	(0:12.22)	(0:12.33)	(0:12.47)		

Scratched: Let's Fly (#11), Elivina (#22), Lovey Dovey (#23), Madame Lexis (#21), La Cometa (#20)



Eagle Farm Professional

Race 8: SEVEN QUEENSLAND OAKS - GROUP 1 - 2200m

07 June 2025 - 15:15



BRISBANE
RACING CLUB

Track Rating: Soft 5, Weather: Fine, Rail Position: +2m Entire Course

Section					Overall	2000m	1800m	1600m	1400m	1200m	1000m	Last 600m		
Field Times					2:16.86 (0:14.22)	2:02.64 (0:11.42)	1:51.22 (0:12.02)	1:39.20 (0:11.97)	1:27.23 (0:12.13)	1:15.10 (0:12.67)	1:02.43 (0:12.43)	0:37.60		
Rank	TAB	Horse/Jockey	Barrier	Top Speed [km/h]	Fastest Section								Distance Travelled [m]	
11	15	SUN WORSHIPPER	18	65.0	0:11.77	2:17.50 [11]	2:02.05 [18]	1:50.03 [18]	1:37.82 [17]	1:25.68 [17]	1:13.49 [18]	1:00.98 [18]	0:36.94	+8
		Angela Jones		600m	600m	(0:15.45)	(0:12.02)	(0:12.21)	(0:12.14)	(0:12.19)	(0:12.51)	(0:12.18)		
12	7	REAL CLASS	5	62.9	0:11.82	2:17.84 [12]	2:03.23 [9]	1:51.41 [9]	1:39.09 [10]	1:27.03 [10]	1:14.77 [10]	1:02.49 [8]	0:37.99	+2
		Andrew Mallyon		2000m	2000m	(0:14.61)	(0:11.82)	(0:12.32)	(0:12.06)	(0:12.26)	(0:12.28)	(0:12.39)		
13	10	SWELTERING	17	64.0	0:11.61	2:18.68 [13]	2:04.42 [3]	1:52.81 [2]	1:40.75 [2]	1:28.62 [3]	1:16.29 [3]	1:03.78 [3]	0:38.93	+3
		Rachel King		2000m	2000m	(0:14.26)	(0:11.61)	(0:12.06)	(0:12.13)	(0:12.33)	(0:12.51)	(0:12.54)		
14	12	POSTER GIRL	2	62.6	0:11.79	2:18.83 [14]	2:04.42 [6]	1:52.63 [5]	1:40.23 [8]	1:28.12 [8]	1:15.86 [9]	1:03.37 [10]	0:38.72	-3
		Justin Huxtable		600m	2000m	(0:14.41)	(0:11.79)	(0:12.40)	(0:12.11)	(0:12.26)	(0:12.49)	(0:12.51)		
15	16	ECLAIR ENCORE	14	63.1	0:11.84	2:18.90 [15]	2:03.63 [16]	1:51.79 [16]	1:39.58 [16]	1:27.41 [16]	1:15.18 [16]	1:02.68 [16]	0:38.56	+4
		Damien Thornton		600m	2000m	(0:15.27)	(0:11.84)	(0:12.21)	(0:12.17)	(0:12.23)	(0:12.50)	(0:12.27)		
16	9	PLEASURE ARTIST	3	62.8	0:11.83	2:18.93 [16]	2:04.71 [2]	1:52.88 [4]	1:40.71 [4]	1:28.68 [4]	1:16.38 [4]	1:03.86 [5]	0:39.30	-15
		Cejay Graham		Overall	2000m	(0:14.22)	(0:11.83)	(0:12.17)	(0:12.03)	(0:12.30)	(0:12.52)	(0:12.34)		
17	17	SHANGRI LA IMPACT	15	64.8	0:11.42	2:19.00 [17]	2:04.78 [1]	1:53.36 [1]	1:41.34 [1]	1:29.37 [1]	1:17.24 [1]	1:04.57 [1]	0:39.74	-2
		Tim Clark		2000m	2000m	(0:14.22)	(0:11.42)	(0:12.02)	(0:11.97)	(0:12.13)	(0:12.67)	(0:12.43)		
18	19	MISTING	13	62.0	0:11.77	2:19.51 [18]	2:04.11 [17]	1:52.04 [17]	1:39.79 [18]	1:27.59 [18]	1:15.52 [17]	1:03.02 [17]	0:38.86	-10
		Jag Guthmann-Chester		600m	800m	(0:15.40)	(0:12.07)	(0:12.25)	(0:12.20)	(0:12.07)	(0:12.50)	(0:12.39)		

Scratched: Let's Fly (#11), Elivina (#22), Lovey Dovey (#23), Madame Lexis (#21), La Cometa (#20)



Eagle Farm Professional

Race 8: SEVEN QUEENSLAND OAKS - GROUP 1 - 2200m

07 June 2025 - 15:15



BRISBANE
RACING CLUB

Track Rating: Soft 5, Weather: Fine, Rail Position: +2m Entire Course

Section		Field Times		800m		600m		400m		200m		Last 600m	
				0:50.00 (0:12.40)		0:37.60 (0:12.47)		0:25.13 (0:12.05)		0:13.08 (0:13.08)		0:37.60	
Rank	TAB	Horse/Jockey	Barrier	Top Speed [km/h]	Fastest Section					Margin		Distance Travelled [m]	
1	5	YOU WAHNG	7	64.2	0:11.71	0:49.20 [6]	0:36.95 [8]	0:24.89 [8]	0:12.99 [2]	2:16.86		0:36.95	
		Tommy Berry		2000m	2000m	(0:12.25)	(0:12.06)	(0:11.90)	(0:12.99)				
2	8	PINITO	9	63.5	0:11.78	0:48.60 [14]	0:36.78 [10]	0:25.00 [4]	0:13.10 [1]	0.11L		0:36.78	+7
		Jason Collett		600m	600m	(0:11.82)	(0:11.78)	(0:11.90)	(0:13.10)				
3	1	BENAGIL	4	62.2	0:11.82	0:49.00 [10]	0:36.87 [12]	0:24.83 [10]	0:12.60 [10]	0.79L		0:36.87	-4
		Mark Zahra		2000m	2000m	(0:12.13)	(0:12.04)	(0:12.23)	(0:12.60)				
4	3	MOVIN OUT	10	63.3	0:11.74	0:48.68 [16]	0:36.68 [16]	0:24.94 [14]	0:12.95 [6]	1.95L		0:36.68	-9
		James McDonald		600m	600m	(0:12.00)	(0:11.74)	(0:11.99)	(0:12.95)				
5	13	SHE'S A DEALER	11	63.3	0:11.79	0:49.16 [11]	0:37.13 [9]	0:25.34 [3]	0:13.25 [3]	2.01L		0:37.13	+4
		George Rooke		600m	600m	(0:12.03)	(0:11.79)	(0:12.09)	(0:13.25)				
6	4	CHURCHILL'S CHOICE	8	62.7	0:11.86	0:49.07 [12]	0:36.91 [14]	0:25.04 [11]	0:13.00 [5]	2.1L		0:36.91	-1
		Koby Jennings		600m	2000m	(0:12.16)	(0:11.87)	(0:12.04)	(0:13.00)				
7	14	AMPLIFY	6	62.2	0:11.79	0:49.06 [13]	0:36.98 [13]	0:24.94 [16]	0:12.89 [9]	2.28L		0:36.98	-13
		Ryan Maloney		2000m	2000m	(0:12.08)	(0:12.04)	(0:12.05)	(0:12.89)				
8	2	PHILIA	12	63.4	0:11.64	0:49.94 [2]	0:37.65 [3]	0:25.33 [6]	0:12.98 [7]	2.4L		0:37.65	+1
		Kerrin McEvoy		2000m	2000m	(0:12.29)	(0:12.32)	(0:12.35)	(0:12.98)				
9	6	JENNI'S MEADOW	1	62.4	0:11.93	0:49.66 [7]	0:37.52 [6]	0:25.36 [9]	0:13.02 [8]	2.89L		0:37.52	-9
		Ethan Brown		Overall	2000m	(0:12.14)	(0:12.16)	(0:12.34)	(0:13.02)				
10	18	ELLA HAZEL	16	62.7	0:11.79	0:49.89 [5]	0:37.87 [2]	0:25.67 [2]	0:13.44 [4]	3.22L		0:37.87	-3
		Joshua Parr		Overall	2000m	(0:12.02)	(0:12.20)	(0:12.23)	(0:13.44)				

Scratched: Let's Fly (#11), Elivina (#22), Lovey Dovey (#23), Madame Lexis (#21), La Cometa (#20)



Eagle Farm Professional

Race 8: SEVEN QUEENSLAND OAKS - GROUP 1 - 2200m

07 June 2025 - 15:15



BRISBANE
RACING CLUB

Track Rating: Soft 5, Weather: Fine, Rail Position: +2m Entire Course

Section						800m	600m	400m	200m	Last 600m		
Field Times						0:50.00 (0:12.40)	0:37.60 (0:12.47)	0:25.13 (0:12.05)	0:13.08 (0:13.08)	0:37.60		
Rank	TAB	Horse/Jockey	Barrier	Top Speed [km/h]	Fastest Section					Margin		
11	15	SUN WORSHIPPER	18	65.0	0:11.77	0:48.80 [17]	0:36.94 [17]	0:25.17 [17]	0:13.07 [11]	3.79L	0:36.94	+8
		Angela Jones		600m	600m	(0:11.86)	(0:11.77)	(0:12.10)	(0:13.07)			
12	7	REAL CLASS	5	62.9	0:11.82	0:50.10 [8]	0:37.99 [7]	0:25.90 [5]	0:13.40 [12]	5.74L	0:37.99	+2
		Andrew Mallyon		2000m	2000m	(0:12.11)	(0:12.09)	(0:12.50)	(0:13.40)			
13	10	SWELTERING	17	64.0	0:11.61	0:51.24 [4]	0:38.93 [5]	0:26.47 [13]	0:13.66 [17]	10.74L	0:38.93	+3
		Rachel King		2000m	2000m	(0:12.31)	(0:12.46)	(0:12.81)	(0:13.66)			
14	12	POSTER GIRL	2	62.6	0:11.79	0:50.86 [9]	0:38.72 [11]	0:26.57 [15]	0:14.36 [13]	11.57L	0:38.72	-3
		Justin Huxtable		600m	2000m	(0:12.14)	(0:12.15)	(0:12.21)	(0:14.36)			
15	16	ECLAIR ENCORE	14	63.1	0:11.84	0:50.41 [15]	0:38.56 [15]	0:26.70 [12]	0:14.24 [14]	12.02L	0:38.56	+4
		Damien Thornton		600m	2000m	(0:11.85)	(0:11.86)	(0:12.46)	(0:14.24)			
16	9	PLEASURE ARTIST	3	62.8	0:11.83	0:51.52 [3]	0:39.30 [4]	0:26.99 [6]	0:14.07 [16]	12.19L	0:39.30	-15
		Cejay Graham		Overall	2000m	(0:12.22)	(0:12.31)	(0:12.92)	(0:14.07)			
17	17	SHANGRI LA IMPACT	15	64.8	0:11.42	0:52.14 [1]	0:39.74 [1]	0:27.27 [1]	0:14.24 [15]	12.56L	0:39.74	-2
		Tim Clark		2000m	2000m	(0:12.40)	(0:12.47)	(0:13.03)	(0:14.24)			
18	19	MISTING	13	62.0	0:11.77	0:50.63 [18]	0:38.86 [18]	0:26.94 [18]	0:14.26 [18]	15.6L	0:38.86	-10
		Jag Guthmann-Chester		600m	800m	(0:11.77)	(0:11.92)	(0:12.68)	(0:14.26)			

Scratched: Let's Fly (#11), Elivina (#22), Lovey Dovey (#23), Madame Lexis (#21), La Cometa (#20)



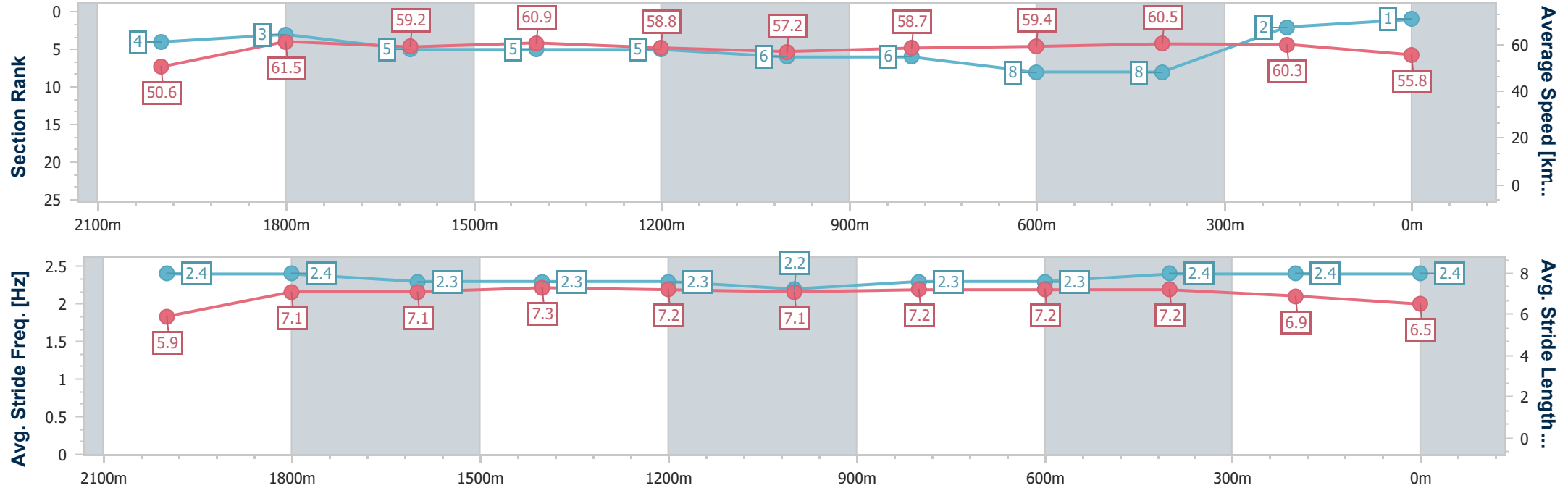
Horse/Jockey Name	You Wahng
Final Rank	1
Fastest Section Time (Section)	0:11.71 (2000m)
Top Speed [km/h] (Section)	64.2 (2000m)
Race State	Finished



Eagle FarmProfessional
Race 8: SEVEN QUEENSLAND OAKS - GROUP 1 - 2200m
07 June 2025 - 15:15
Track Rating: Soft 5, Weather: Fine, Rail Position: +2m Entire Course



Section	Overall	2000m	1800m	1600m	1400m	1200m	1000m	800m	600m	400m	200m		
Section Times	2:16.86 [1] (0:14.27)	2:02.59 [4] (0:11.71)	1:50.88 [3] (0:12.33)	1:38.55 [5] (0:12.03)	1:26.52 [5] (0:12.26)	1:14.26 [5] (0:12.61)	1:01.65 [6] (0:12.45)	0:49.20 [6] (0:12.25)	0:36.95 [8] (0:12.06)	0:24.89 [8] (0:11.90)	0:12.99 [2] (0:12.99)		
Average Speed [km/h]	50.6	61.5	59.2	60.9	58.8	57.2	58.7	59.4	60.5	60.3	55.8		
Top Speed [km/h]	62.9	64.2	61.0	61.9	60.5	58.5	61.6	60.3	62.5	62.6	58.6		
Avg. Dist. to Rail [m]	3.2	1.2	3.7	4.1	2.7	2.9	2.9	2.3	2.2	6.0	7.0		
Avg. Stride Freq. [Hz]	2.4	2.4	2.3	2.3	2.3	2.2	2.3	2.3	2.4	2.4	2.4		
Avg. Stride Length [m]	5.9	7.1	7.1	7.3	7.2	7.1	7.2	7.2	7.2	6.9	6.5		



[] Ranking at each section and finish
-.-.- No data available at this section
NA No data available



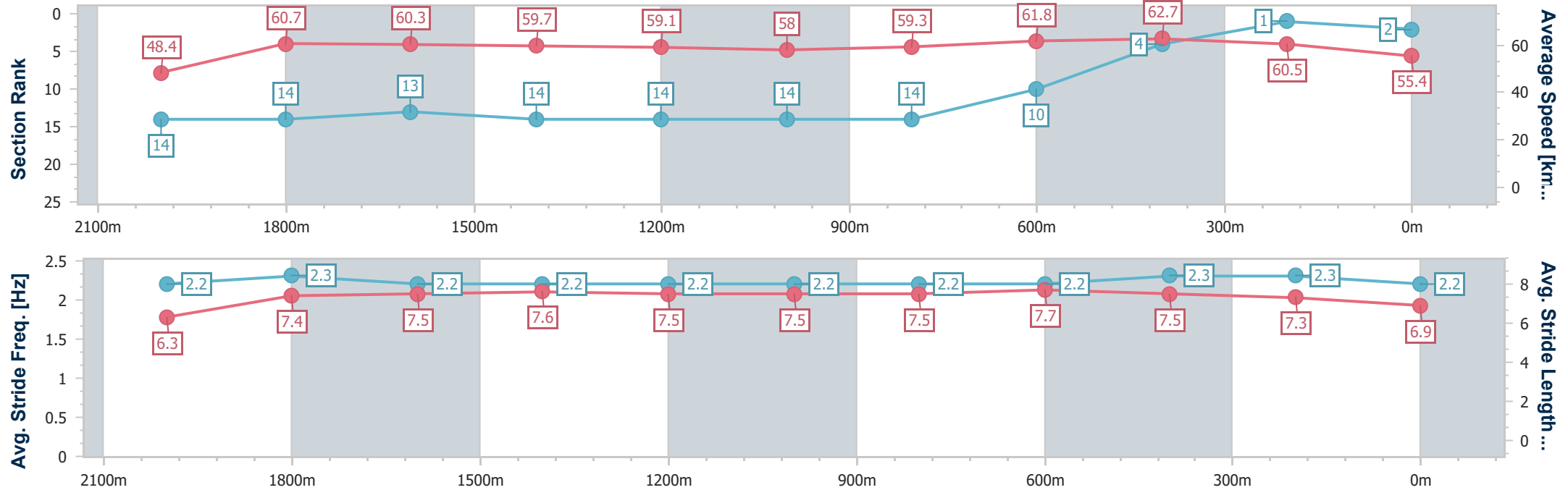
Horse/Jockey Name	Pinito
Final Rank	2
Fastest Section Time (Section)	0:11.78 (600m)
Top Speed [km/h] (Section)	63.5 (600m)
Race State	Finished



Eagle FarmProfessional
Race 8: SEVEN QUEENSLAND OAKS - GROUP 1 - 2200m
07 June 2025 - 15:15
Track Rating: Soft 5, Weather: Fine, Rail Position: +2m Entire Course



Section	Overall	2000m	1800m	1600m	1400m	1200m	1000m	800m	600m	400m	200m		
Section Times	2:16.88 [2] (0:14.96)	2:01.92 [14] (0:11.89)	1:50.03 [14] (0:12.15)	1:37.88 [13] (0:12.21)	1:25.67 [14] (0:12.24)	1:13.43 [14] (0:12.44)	1:00.99 [14] (0:12.39)	0:48.60 [14] (0:11.82)	0:36.78 [10] (0:11.78)	0:25.00 [4] (0:11.90)	0:13.10 [1] (0:13.10)		
Average Speed [km/h]	48.4	60.7	60.3	59.7	59.1	58.0	59.3	61.8	62.7	60.5	55.4		
Top Speed [km/h]	60.2	61.9	61.9	60.9	60.5	60.5	61.1	62.5	63.5	62.6	57.2		
Avg. Dist. to Rail [m]	5.6	1.0	2.8	3.9	3.7	4.1	3.8	3.6	5.3	11.6	9.3		
Avg. Stride Freq. [Hz]	2.2	2.3	2.2	2.2	2.2	2.2	2.2	2.2	2.3	2.3	2.2		
Avg. Stride Length [m]	6.3	7.4	7.5	7.6	7.5	7.5	7.5	7.7	7.5	7.3	6.9		





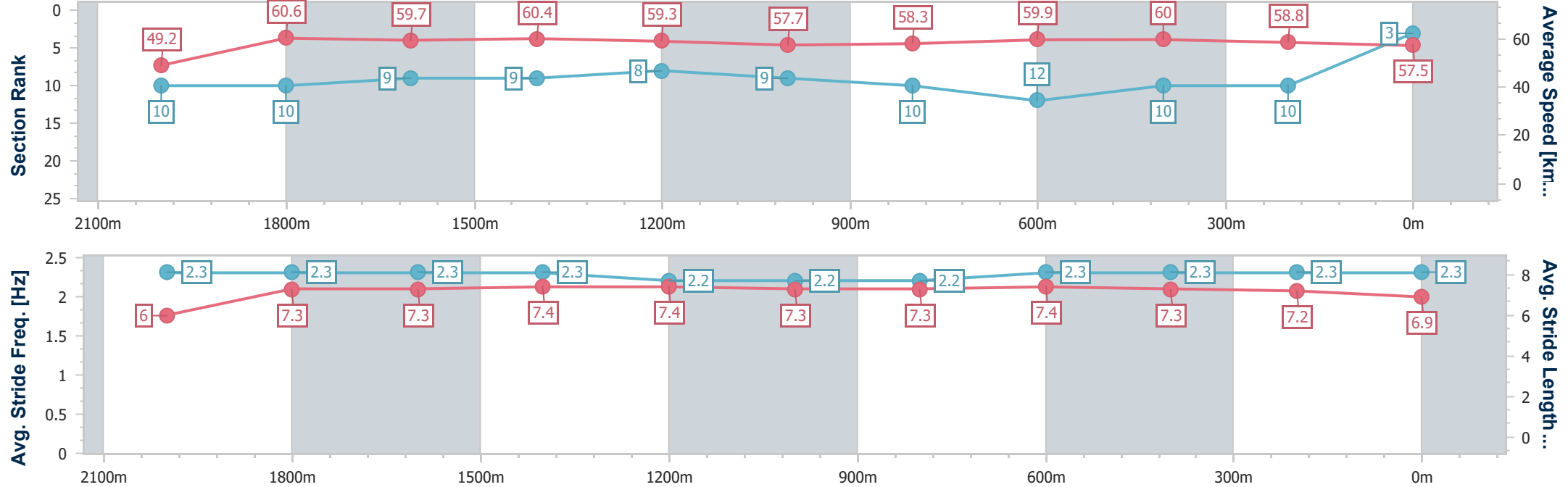
Horse/Jockey Name	Benagil
Final Rank	3
Fastest Section Time (Section)	0:11.82 (2000m)
Top Speed [km/h] (Section)	62.2 (2000m)
Race State	Finished



Eagle FarmProfessional
Race 8: SEVEN QUEENSLAND OAKS - GROUP 1 - 2200m
07 June 2025 - 15:15
Track Rating: Soft 5, Weather: Fine, Rail Position: +2m Entire Course



Section	Overall	2000m	1800m	1600m	1400m	1200m	1000m	800m	600m	400m	200m		
Section Times	2:16.99 [3] (0:14.65)	2:02.34 [10] (0:11.82)	1:50.52 [10] (0:12.22)	1:38.30 [9] (0:12.10)	1:26.20 [9] (0:12.14)	1:14.06 [8] (0:12.50)	1:01.56 [9] (0:12.56)	0:49.00 [10] (0:12.13)	0:36.87 [12] (0:12.04)	0:24.83 [10] (0:12.23)	0:12.60 [10] (0:12.60)		
Average Speed [km/h]	49.2	60.6	59.7	60.4	59.3	57.7	58.3	59.9	60.0	58.8	57.5		
Top Speed [km/h]	62.0	62.2	60.7	61.1	61.0	59.1	61.2	61.1	61.3	61.5	59.5		
Avg. Dist. to Rail [m]	1.8	0.6	1.9	3.9	3.8	3.7	3.2	1.9	0.7	7.1	7.6		
Avg. Stride Freq. [Hz]	2.3	2.3	2.3	2.3	2.2	2.2	2.2	2.3	2.3	2.3	2.3		
Avg. Stride Length [m]	6.0	7.3	7.3	7.4	7.4	7.3	7.3	7.4	7.3	7.2	6.9		



[] Ranking at each section and finish
-.-.- No data available at this section
NA No data available



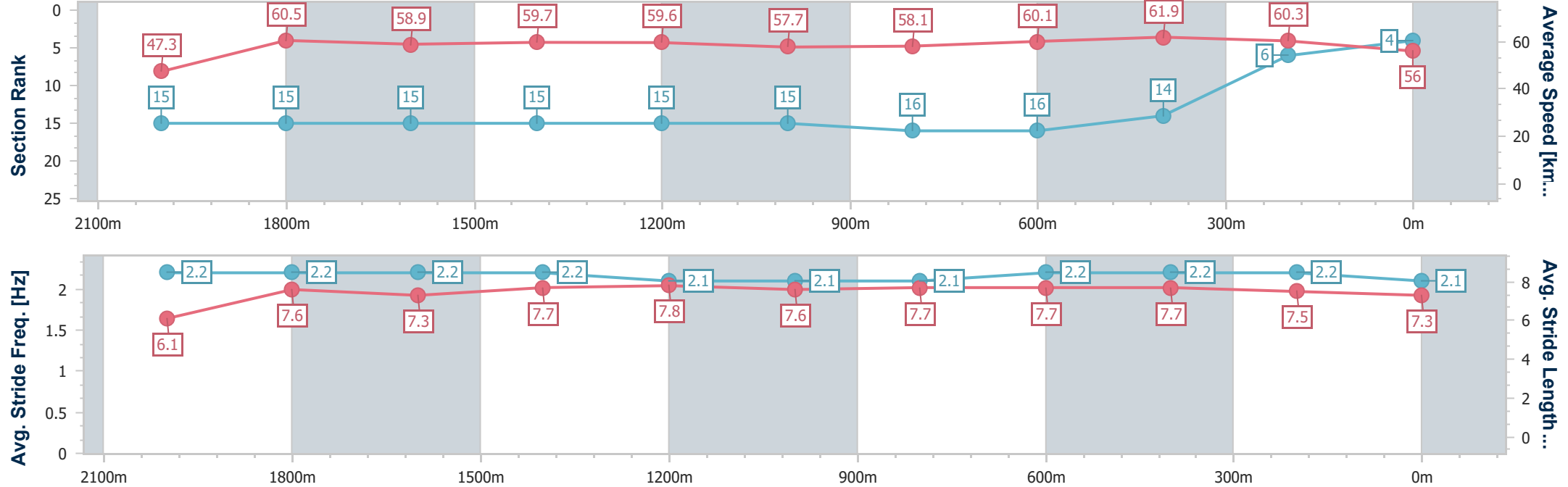
Horse/Jockey Name	Movin Out
Final Rank	4
Fastest Section Time (Section)	0:11.74 (600m)
Top Speed [km/h] (Section)	63.3 (600m)
Race State	Finished



Eagle FarmProfessional
Race 8: SEVEN QUEENSLAND OAKS - GROUP 1 - 2200m
07 June 2025 - 15:15
Track Rating: Soft 5, Weather: Fine, Rail Position: +2m Entire Course



Section	Overall	2000m	1800m	1600m	1400m	1200m	1000m	800m	600m	400m	200m		
Section Times	2:17.19 [4] (0:15.27)	2:01.92 [15] (0:11.79)	1:50.13 [15] (0:12.23)	1:37.90 [15] (0:12.13)	1:25.77 [15] (0:12.12)	1:13.65 [15] (0:12.44)	1:01.21 [15] (0:12.53)	0:48.68 [16] (0:12.00)	0:36.68 [16] (0:11.74)	0:24.94 [14] (0:11.99)	0:12.95 [6] (0:12.95)		
Average Speed [km/h]	47.3	60.5	58.9	59.7	59.6	57.7	58.1	60.1	61.9	60.3	56.0		
Top Speed [km/h]	60.6	61.9	60.5	60.7	61.0	59.5	60.5	60.8	63.3	62.5	57.5		
Avg. Dist. to Rail [m]	4.8	1.5	0.5	1.2	1.1	1.4	1.7	0.6	2.4	9.9	9.8		
Avg. Stride Freq. [Hz]	2.2	2.2	2.2	2.2	2.1	2.1	2.1	2.2	2.2	2.2	2.1		
Avg. Stride Length [m]	6.1	7.6	7.3	7.7	7.8	7.6	7.7	7.7	7.7	7.5	7.3		



[] Ranking at each section and finish
-.-.- No data available at this section
NA No data available



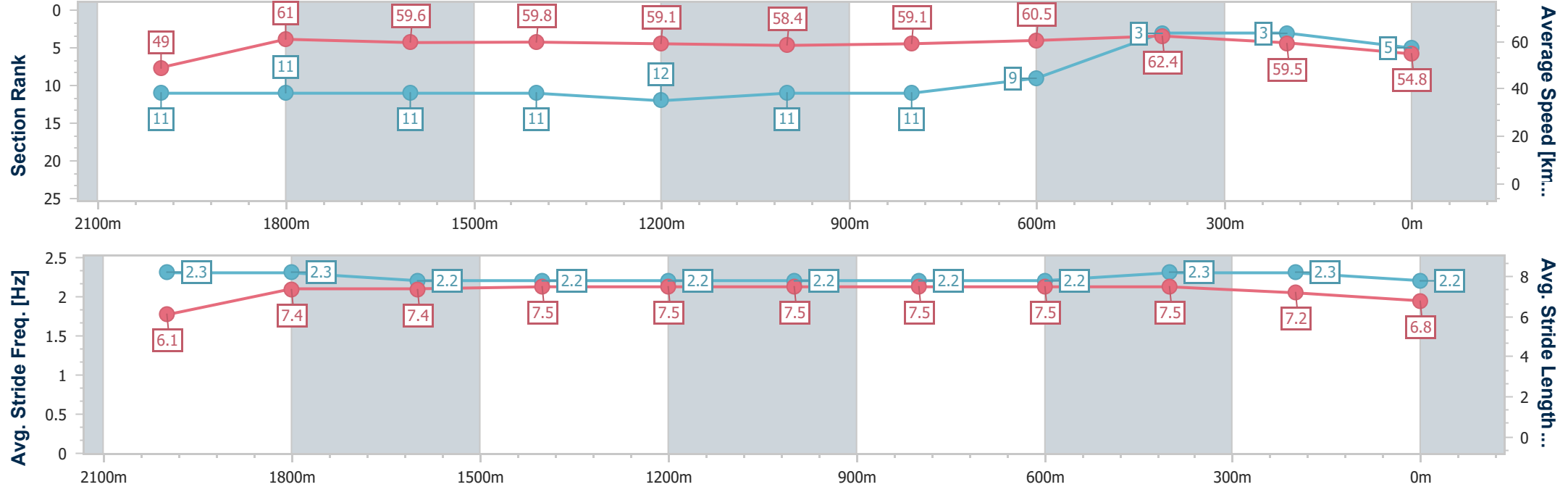
Horse/Jockey Name	She's A Dealer
Final Rank	5
Fastest Section Time (Section)	0:11.79 (600m)
Top Speed [km/h] (Section)	63.3 (600m)
Race State	Finished



Eagle FarmProfessional
Race 8: SEVEN QUEENSLAND OAKS - GROUP 1 - 2200m
07 June 2025 - 15:15
Track Rating: Soft 5, Weather: Fine, Rail Position: +2m Entire Course



Section	Overall	2000m	1800m	1600m	1400m	1200m	1000m	800m	600m	400m	200m		
Section Times	2:17.20 [5] (0:14.76)	2:02.44 [11] (0:11.81)	1:50.63 [11] (0:12.24)	1:38.39 [11] (0:12.17)	1:26.22 [11] (0:12.23)	1:13.99 [12] (0:12.38)	1:01.61 [11] (0:12.45)	0:49.16 [11] (0:12.03)	0:37.13 [9] (0:11.79)	0:25.34 [3] (0:12.09)	0:13.25 [3] (0:13.25)		
Average Speed [km/h]	49.0	61.0	59.6	59.8	59.1	58.4	59.1	60.5	62.4	59.5	54.8		
Top Speed [km/h]	62.6	61.8	60.8	61.4	60.0	60.9	61.5	62.1	63.3	61.6	56.8		
Avg. Dist. to Rail [m]	6.8	1.0	2.8	3.6	3.5	4.1	4.1	3.1	4.4	9.0	8.6		
Avg. Stride Freq. [Hz]	2.3	2.3	2.2	2.2	2.2	2.2	2.2	2.2	2.3	2.3	2.2		
Avg. Stride Length [m]	6.1	7.4	7.4	7.5	7.5	7.5	7.5	7.5	7.5	7.2	6.8		



[] Ranking at each section and finish
-.-.- No data available at this section
NA No data available



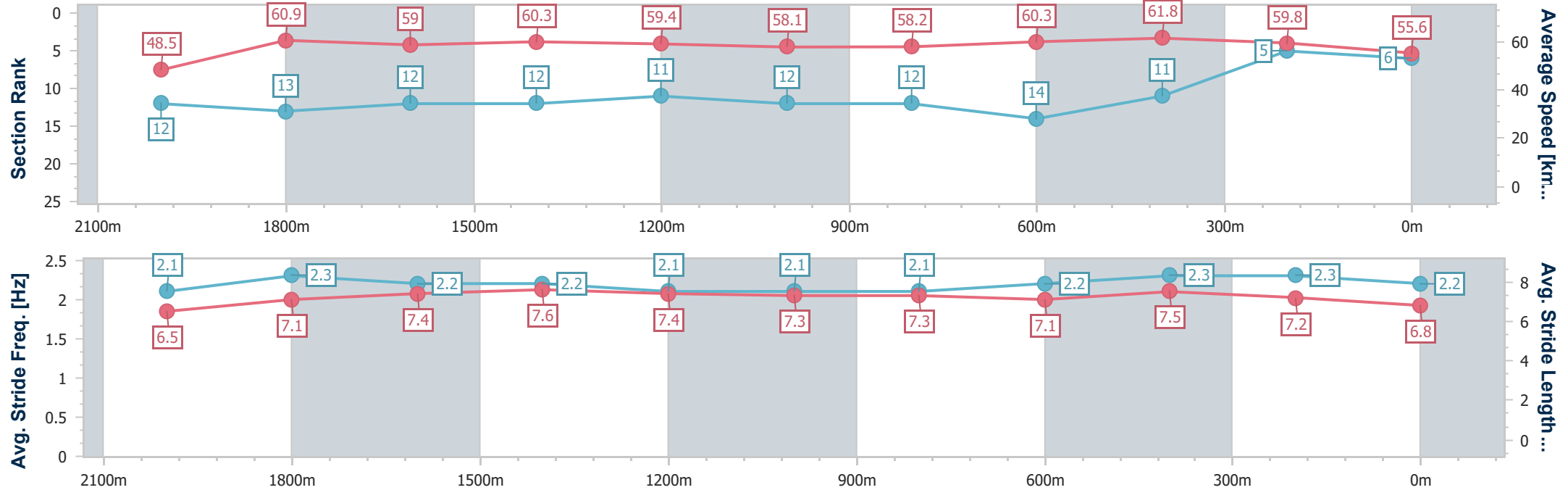
Horse/Jockey Name	Churchill's Choice
Final Rank	6
Fastest Section Time (Section)	0:11.86 (2000m)
Top Speed [km/h] (Section)	62.7 (600m)
Race State	Finished



Eagle Farm Professional
Race 8: SEVEN QUEENSLAND OAKS - GROUP 1 - 2200m
07 June 2025 - 15:15
Track Rating: Soft 5, Weather: Fine, Rail Position: +2m Entire Course



Section	Overall	2000m	1800m	1600m	1400m	1200m	1000m	800m	600m	400m	200m		
Section Times	2:17.22 [6] (0:14.90)	2:02.32 [12] (0:11.86)	1:50.46 [13] (0:12.22)	1:38.24 [12] (0:12.04)	1:26.20 [12] (0:12.17)	1:14.03 [11] (0:12.41)	1:01.62 [12] (0:12.55)	0:49.07 [12] (0:12.16)	0:36.91 [14] (0:11.87)	0:25.04 [11] (0:12.04)	0:13.00 [5] (0:13.00)		
Average Speed [km/h]	48.5	60.9	59.0	60.3	59.4	58.1	58.2	60.3	61.8	59.8	55.6		
Top Speed [km/h]	61.2	62.0	60.2	61.9	61.1	60.7	61.2	61.6	62.7	60.9	58.0		
Avg. Dist. to Rail [m]	4.8	0.9	0.9	1.7	2.4	3.2	3.3	3.3	4.1	11.0	11.8		
Avg. Stride Freq. [Hz]	2.1	2.3	2.2	2.2	2.1	2.1	2.1	2.2	2.3	2.3	2.2		
Avg. Stride Length [m]	6.5	7.1	7.4	7.6	7.4	7.3	7.3	7.1	7.5	7.2	6.8		



[] Ranking at each section and finish
-.-.- No data available at this section
NA No data available



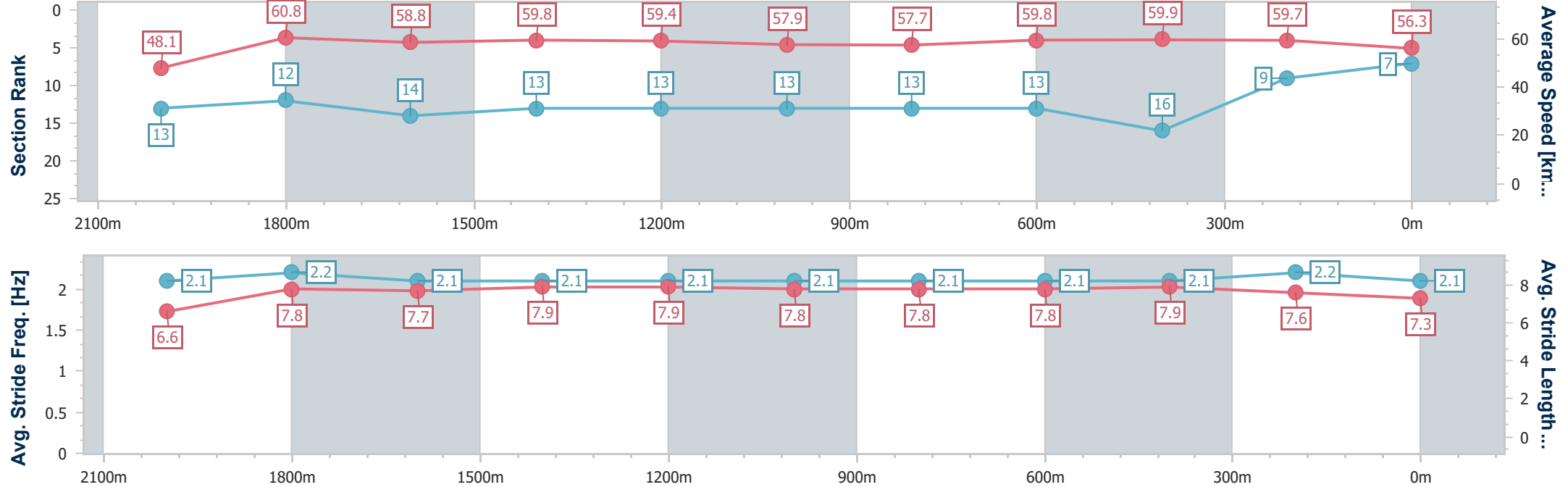
Horse/Jockey Name	Amplify
Final Rank	7
Fastest Section Time (Section)	0:11.79 (2000m)
Top Speed [km/h] (Section)	62.2 (2000m)
Race State	Finished



Eagle FarmProfessional
Race 8: SEVEN QUEENSLAND OAKS - GROUP 1 - 2200m
07 June 2025 - 15:15
Track Rating: Soft 5, Weather: Fine, Rail Position: +2m Entire Course



Section	Overall	2000m	1800m	1600m	1400m	1200m	1000m	800m	600m	400m	200m		
Section Times	2:17.25 [7] (0:14.96)	2:02.29 [13] (0:11.79)	1:50.50 [12] (0:12.29)	1:38.21 [14] (0:12.05)	1:26.16 [13] (0:12.13)	1:14.03 [13] (0:12.42)	1:01.61 [13] (0:12.55)	0:49.06 [13] (0:12.08)	0:36.98 [13] (0:12.04)	0:24.94 [16] (0:12.05)	0:12.89 [9] (0:12.89)		
Average Speed [km/h]	48.1	60.8	58.8	59.8	59.4	57.9	57.7	59.8	59.9	59.7	56.3		
Top Speed [km/h]	61.1	62.2	60.0	61.2	60.2	59.7	61.1	61.3	61.6	61.6	58.3		
Avg. Dist. to Rail [m]	2.9	1.5	0.6	0.7	0.8	1.0	0.7	0.9	0.7	2.2	3.3		
Avg. Stride Freq. [Hz]	2.1	2.2	2.1	2.1	2.1	2.1	2.1	2.1	2.1	2.2	2.1		
Avg. Stride Length [m]	6.6	7.8	7.7	7.9	7.9	7.8	7.8	7.8	7.9	7.6	7.3		



[] Ranking at each section and finish
-.-.- No data available at this section
NA No data available



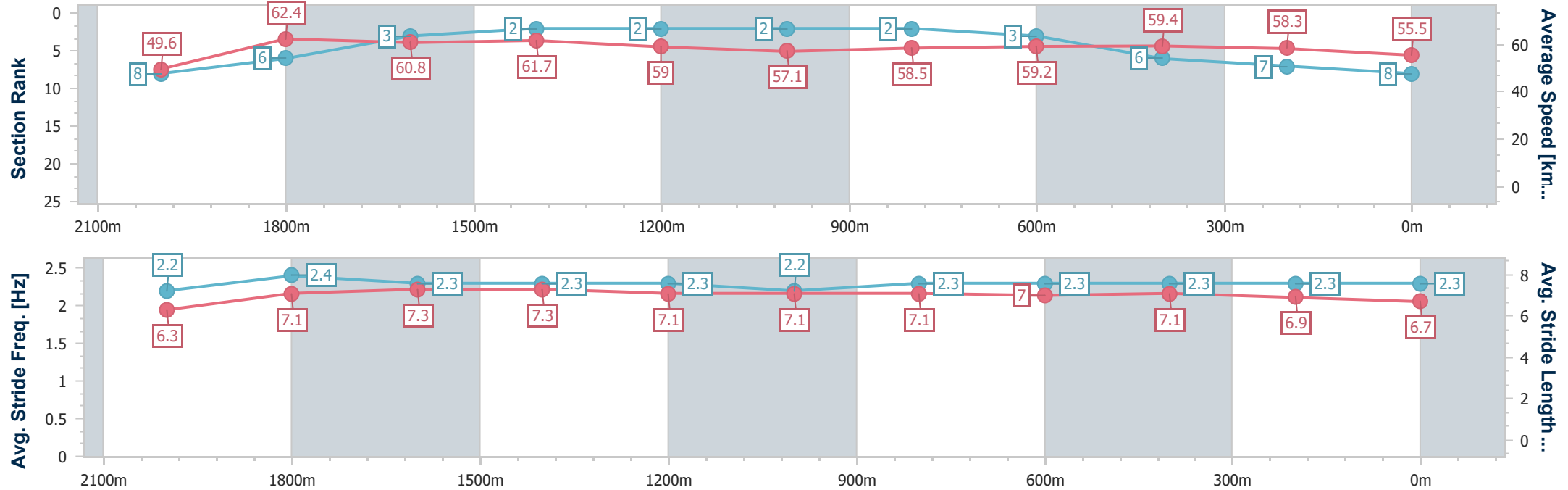
Horse/Jockey Name	Philia
Final Rank	8
Fastest Section Time (Section)	0:11.64 (2000m)
Top Speed [km/h] (Section)	63.4 (2000m)
Race State	Finished



Eagle FarmProfessional
Race 8: SEVEN QUEENSLAND OAKS - GROUP 1 - 2200m
07 June 2025 - 15:15
Track Rating: Soft 5, Weather: Fine, Rail Position: +2m Entire Course



Section	Overall	2000m	1800m	1600m	1400m	1200m	1000m	800m	600m	400m	200m		
Section Times	2:17.27 [8] (0:14.57)	2:02.70 [8] (0:11.64)	1:51.06 [6] (0:12.00)	1:39.06 [3] (0:11.79)	1:27.27 [2] (0:12.22)	1:15.05 [2] (0:12.59)	1:02.46 [2] (0:12.52)	0:49.94 [2] (0:12.29)	0:37.65 [3] (0:12.32)	0:25.33 [6] (0:12.35)	0:12.98 [7] (0:12.98)		
Average Speed [km/h]	49.6	62.4	60.8	61.7	59.0	57.1	58.5	59.2	59.4	58.3	55.5		
Top Speed [km/h]	63.3	63.4	61.4	62.6	61.1	58.3	59.3	59.6	59.9	59.8	57.1		
Avg. Dist. to Rail [m]	8.1	1.7	2.5	2.6	2.6	3.4	2.7	2.2	3.7	10.2	10.8		
Avg. Stride Freq. [Hz]	2.2	2.4	2.3	2.3	2.3	2.2	2.3	2.3	2.3	2.3	2.3		
Avg. Stride Length [m]	6.3	7.1	7.3	7.3	7.1	7.1	7.1	7.0	7.1	6.9	6.7		





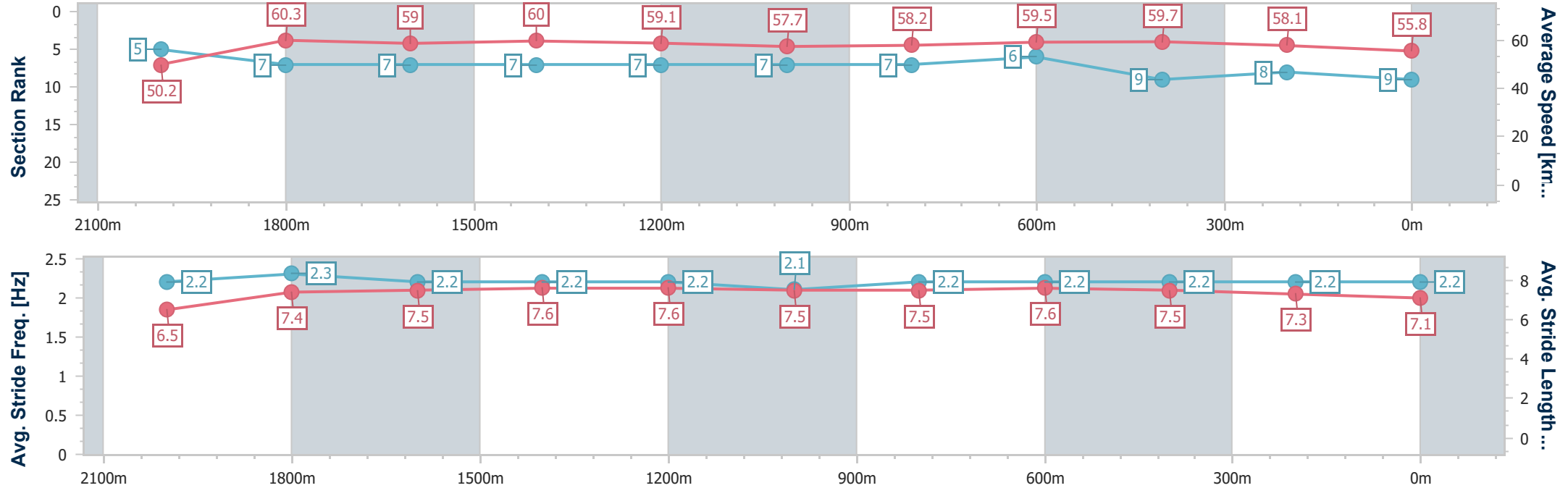
Horse/Jockey Name	Jenni's Meadow
Final Rank	9
Fastest Section Time (Section)	0:11.93 (2000m)
Top Speed [km/h] (Section)	62.4 (Overall)
Race State	Finished



Eagle FarmProfessional
Race 8: SEVEN QUEENSLAND OAKS - GROUP 1 - 2200m
07 June 2025 - 15:15
Track Rating: Soft 5, Weather: Fine, Rail Position: +2m Entire Course



Section	Overall	2000m	1800m	1600m	1400m	1200m	1000m	800m	600m	400m	200m		
Section Times	2:17.35 [9] (0:14.33)	2:03.02 [5] (0:11.93)	1:51.09 [7] (0:12.28)	1:38.81 [7] (0:12.06)	1:26.75 [7] (0:12.22)	1:14.53 [7] (0:12.49)	1:02.04 [7] (0:12.38)	0:49.66 [7] (0:12.14)	0:37.52 [6] (0:12.16)	0:25.36 [9] (0:12.34)	0:13.02 [8] (0:13.02)		
Average Speed [km/h]	50.2	60.3	59.0	60.0	59.1	57.7	58.2	59.5	59.7	58.1	55.8		
Top Speed [km/h]	62.4	61.6	60.6	61.4	60.5	59.2	60.6	60.2	60.3	60.6	56.8		
Avg. Dist. to Rail [m]	0.7	1.0	1.9	1.7	2.0	1.4	0.6	0.7	1.0	4.9	4.9		
Avg. Stride Freq. [Hz]	2.2	2.3	2.2	2.2	2.2	2.1	2.2	2.2	2.2	2.2	2.2		
Avg. Stride Length [m]	6.5	7.4	7.5	7.6	7.6	7.5	7.5	7.6	7.5	7.3	7.1		





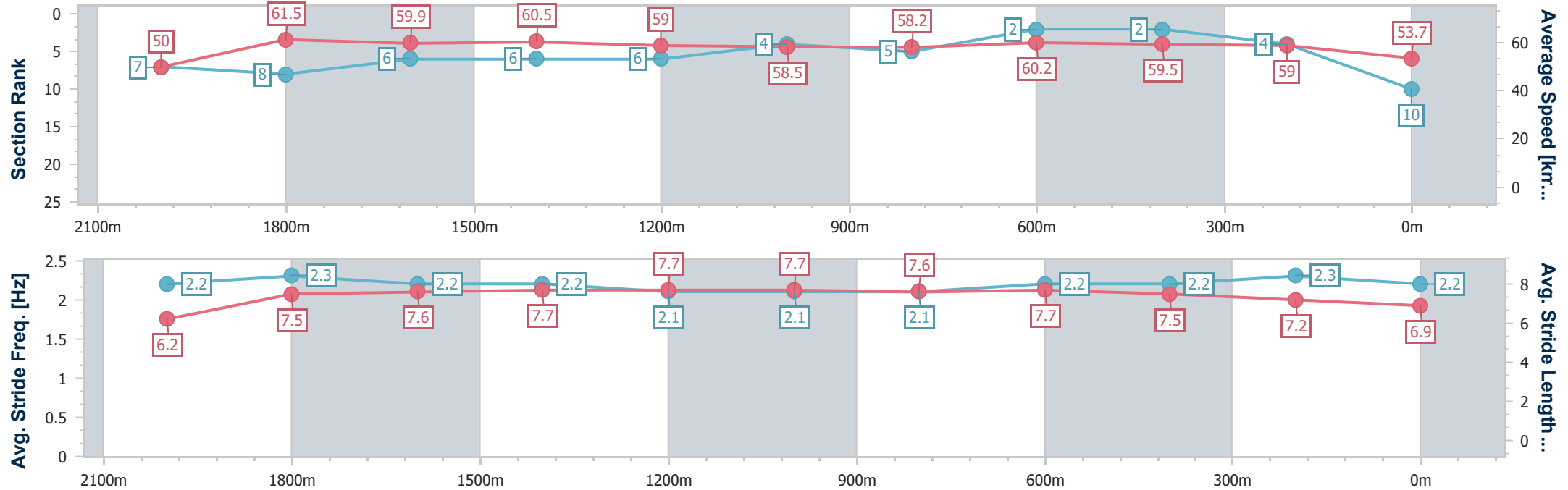
Horse/Jockey Name	Ella Hazel
Final Rank	10
Fastest Section Time (Section)	0:11.79 (2000m)
Top Speed [km/h] (Section)	62.7 (Overall)
Race State	Finished



Eagle FarmProfessional
Race 8: SEVEN QUEENSLAND OAKS - GROUP 1 - 2200m
07 June 2025 - 15:15
Track Rating: Soft 5, Weather: Fine, Rail Position: +2m Entire Course



Section	Overall	2000m	1800m	1600m	1400m	1200m	1000m	800m	600m	400m	200m		
Section Times	2:17.41 [10] (0:14.54)	2:02.87 [7] (0:11.79)	1:51.08 [8] (0:12.11)	1:38.97 [6] (0:12.06)	1:26.91 [6] (0:12.22)	1:14.69 [6] (0:12.33)	1:02.36 [4] (0:12.47)	0:49.89 [5] (0:12.02)	0:37.87 [2] (0:12.20)	0:25.67 [2] (0:12.23)	0:13.44 [4] (0:13.44)		
Average Speed [km/h]	50.0	61.5	59.9	60.5	59.0	58.5	58.2	60.2	59.5	59.0	53.7		
Top Speed [km/h]	62.7	62.6	61.5	61.4	60.1	59.9	59.9	61.3	60.2	60.3	56.0		
Avg. Dist. to Rail [m]	10.7	1.2	2.4	2.4	2.3	2.6	1.5	1.1	1.9	7.9	7.4		
Avg. Stride Freq. [Hz]	2.2	2.3	2.2	2.2	2.1	2.1	2.1	2.2	2.2	2.3	2.2		
Avg. Stride Length [m]	6.2	7.5	7.6	7.7	7.7	7.7	7.6	7.7	7.5	7.2	6.9		





Horse/Jockey Name	Sun Worshipper
Final Rank	11
Fastest Section Time (Section)	0:11.77 (600m)
Top Speed [km/h] (Section)	65.0 (600m)
Race State	Finished

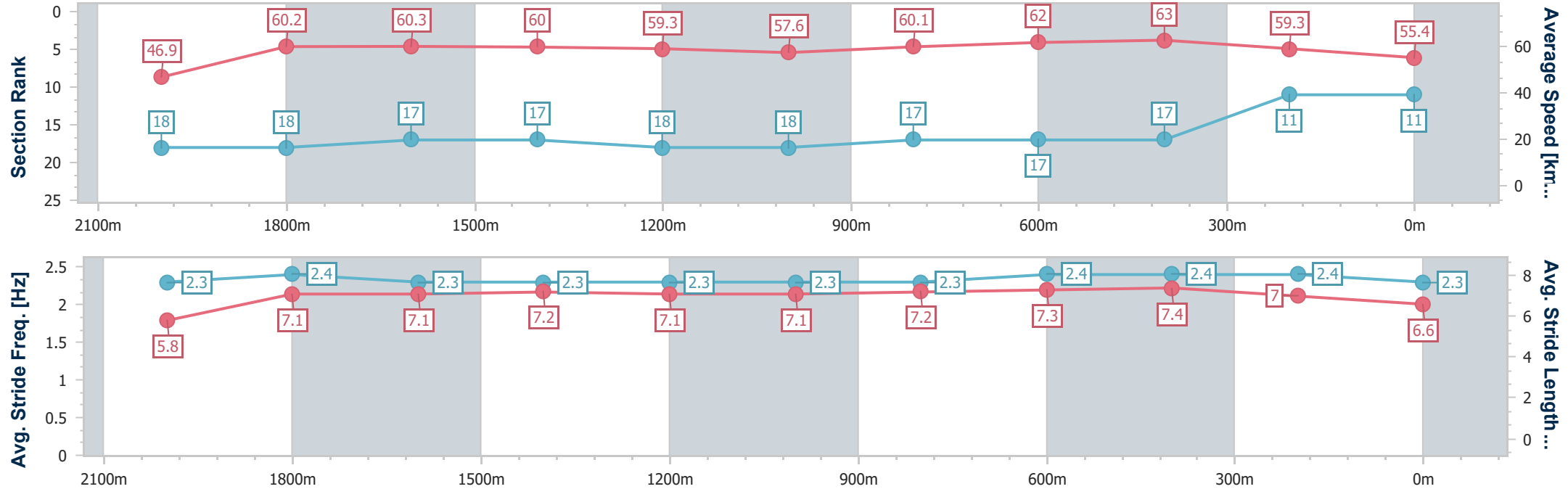


Eagle FarmProfessional
Race 8: SEVEN QUEENSLAND OAKS - GROUP 1 - 2200m
07 June 2025 - 15:15
Track Rating: Soft 5, Weather: Fine, Rail Position: +2m Entire Course



BRISBANE
RACING CLUB

Section	Overall	2000m	1800m	1600m	1400m	1200m	1000m	800m	600m	400m	200m		
Section Times	2:17.50 [11] (0:15.45)	2:02.05 [18] (0:12.02)	1:50.03 [18] (0:12.21)	1:37.82 [17] (0:12.14)	1:25.68 [17] (0:12.19)	1:13.49 [18] (0:12.51)	1:00.98 [18] (0:12.18)	0:48.80 [17] (0:11.86)	0:36.94 [17] (0:11.77)	0:25.17 [17] (0:12.10)	0:13.07 [11] (0:13.07)		
Average Speed [km/h]	46.9	60.2	60.3	60.0	59.3	57.6	60.1	62.0	63.0	59.3	55.4		
Top Speed [km/h]	60.2	61.5	61.5	60.8	60.6	60.3	61.2	63.0	65.0	64.3	57.3		
Avg. Dist. to Rail [m]	11.3	1.3	3.8	3.6	3.6	4.0	3.2	3.8	5.9	12.1	12.5		
Avg. Stride Freq. [Hz]	2.3	2.4	2.3	2.3	2.3	2.3	2.3	2.4	2.4	2.4	2.3		
Avg. Stride Length [m]	5.8	7.1	7.1	7.2	7.1	7.1	7.2	7.3	7.4	7.0	6.6		





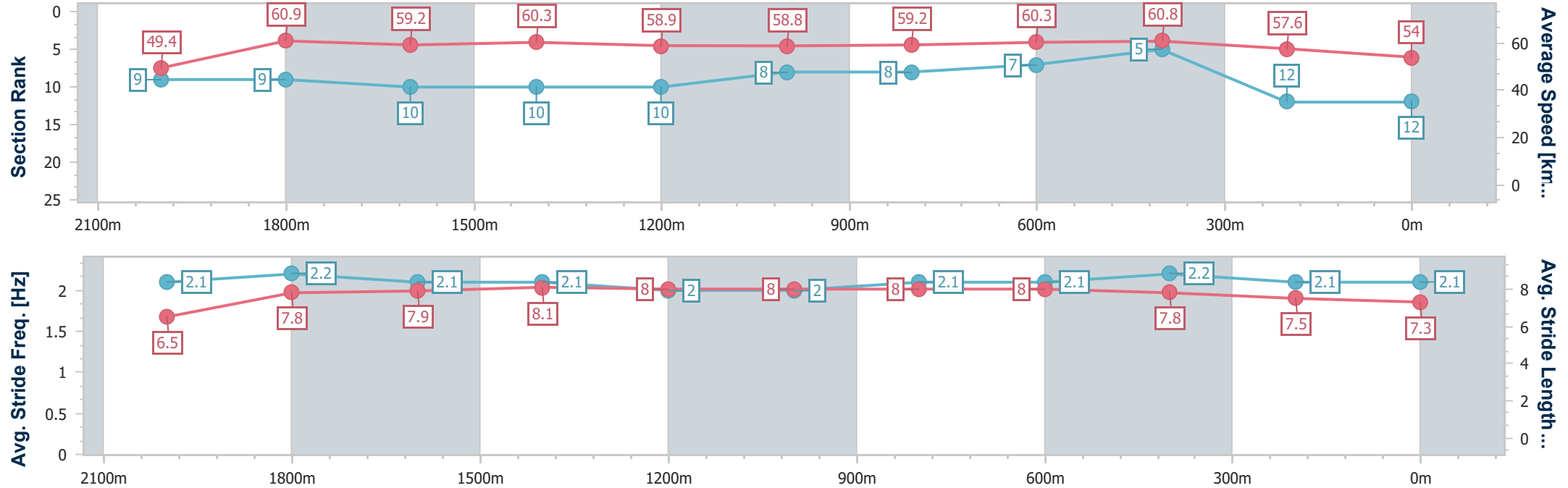
Horse/Jockey Name	Real Class
Final Rank	12
Fastest Section Time (Section)	0:11.82 (2000m)
Top Speed [km/h] (Section)	62.9 (2000m)
Race State	Finished



Eagle FarmProfessional
Race 8: SEVEN QUEENSLAND OAKS - GROUP 1 - 2200m
07 June 2025 - 15:15
Track Rating: Soft 5, Weather: Fine, Rail Position: +2m Entire Course



Section	Overall	2000m	1800m	1600m	1400m	1200m	1000m	800m	600m	400m	200m		
Section Times	2:17.84 [12] (0:14.61)	2:03.23 [9] (0:11.82)	1:51.41 [9] (0:12.32)	1:39.09 [10] (0:12.06)	1:27.03 [10] (0:12.26)	1:14.77 [10] (0:12.28)	1:02.49 [8] (0:12.39)	0:50.10 [8] (0:12.11)	0:37.99 [7] (0:12.09)	0:25.90 [5] (0:12.50)	0:13.40 [12] (0:13.40)		
Average Speed [km/h]	49.4	60.9	59.2	60.3	58.9	58.8	59.2	60.3	60.8	57.6	54.0		
Top Speed [km/h]	61.4	62.9	60.1	61.7	60.5	60.7	61.0	61.6	61.8	60.8	55.8		
Avg. Dist. to Rail [m]	3.2	0.6	2.2	3.1	3.4	3.7	3.4	3.3	4.3	9.8	10.2		
Avg. Stride Freq. [Hz]	2.1	2.2	2.1	2.1	2.0	2.0	2.1	2.1	2.2	2.1	2.1		
Avg. Stride Length [m]	6.5	7.8	7.9	8.1	8.0	8.0	8.0	8.0	7.8	7.5	7.3		





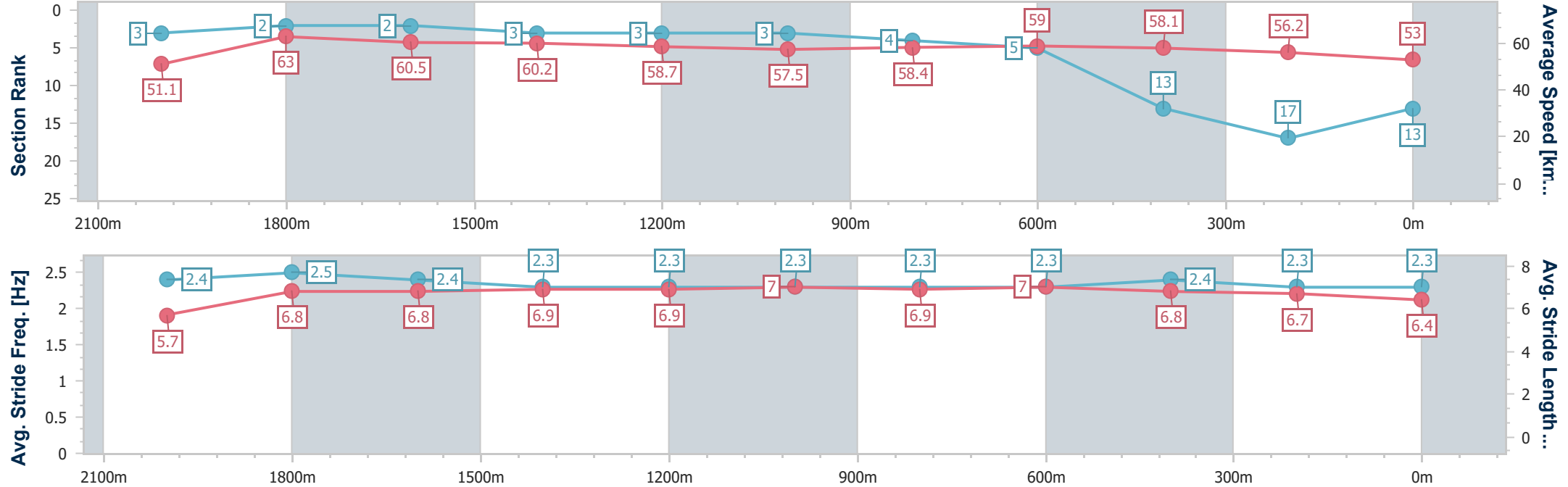
Horse/Jockey Name	Sweltering
Final Rank	13
Fastest Section Time (Section)	0:11.61 (2000m)
Top Speed [km/h] (Section)	64.0 (2000m)
Race State	Finished



Eagle FarmProfessional
Race 8: SEVEN QUEENSLAND OAKS - GROUP 1 - 2200m
07 June 2025 - 15:15
Track Rating: Soft 5, Weather: Fine, Rail Position: +2m Entire Course



Section	Overall	2000m	1800m	1600m	1400m	1200m	1000m	800m	600m	400m	200m		
Section Times	2:18.68 [13] (0:14.26)	2:04.42 [3] (0:11.61)	1:52.81 [2] (0:12.06)	1:40.75 [2] (0:12.13)	1:28.62 [3] (0:12.33)	1:16.29 [3] (0:12.51)	1:03.78 [3] (0:12.54)	0:51.24 [4] (0:12.31)	0:38.93 [5] (0:12.46)	0:26.47 [13] (0:12.81)	0:13.66 [17] (0:13.66)		
Average Speed [km/h]	51.1	63.0	60.5	60.2	58.7	57.5	58.4	59.0	58.1	56.2	53.0		
Top Speed [km/h]	63.9	64.0	62.9	61.7	59.9	58.9	59.6	59.7	59.4	59.4	53.7		
Avg. Dist. to Rail [m]	13.0	3.4	2.7	3.5	4.1	4.3	3.2	1.4	1.8	7.8	9.0		
Avg. Stride Freq. [Hz]	2.4	2.5	2.4	2.3	2.3	2.3	2.3	2.3	2.4	2.3	2.3		
Avg. Stride Length [m]	5.7	6.8	6.8	6.9	6.9	7.0	6.9	7.0	6.8	6.7	6.4		



[] Ranking at each section and finish
-.-.- No data available at this section
NA No data available



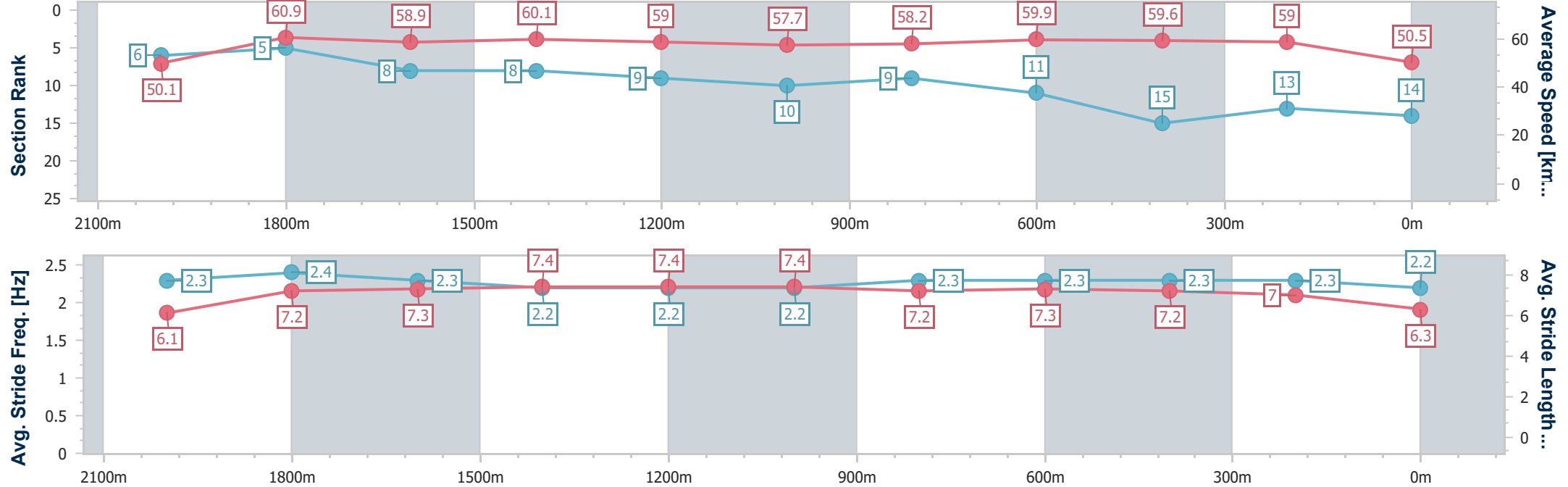
Horse/Jockey Name	Poster Girl
Final Rank	14
Fastest Section Time (Section)	0:11.79 (2000m)
Top Speed [km/h] (Section)	62.6 (600m)
Race State	Finished



Eagle FarmProfessional
Race 8: SEVEN QUEENSLAND OAKS - GROUP 1 - 2200m
07 June 2025 - 15:15
Track Rating: Soft 5, Weather: Fine, Rail Position: +2m Entire Course



Section	Overall	2000m	1800m	1600m	1400m	1200m	1000m	800m	600m	400m	200m		
Section Times	2:18.83 [14] (0:14.41)	2:04.42 [6] (0:11.79)	1:52.63 [5] (0:12.40)	1:40.23 [8] (0:12.11)	1:28.12 [8] (0:12.26)	1:15.86 [9] (0:12.49)	1:03.37 [10] (0:12.51)	0:50.86 [9] (0:12.14)	0:38.72 [11] (0:12.15)	0:26.57 [15] (0:12.21)	0:14.36 [13] (0:14.36)		
Average Speed [km/h]	50.1	60.9	58.9	60.1	59.0	57.7	58.2	59.9	59.6	59.0	50.5		
Top Speed [km/h]	62.0	62.4	60.4	61.3	60.7	59.5	61.6	61.1	62.6	61.9	56.0		
Avg. Dist. to Rail [m]	0.8	1.3	3.1	3.3	3.5	3.1	2.0	2.0	2.0	9.5	10.3		
Avg. Stride Freq. [Hz]	2.3	2.4	2.3	2.2	2.2	2.2	2.3	2.3	2.3	2.3	2.2		
Avg. Stride Length [m]	6.1	7.2	7.3	7.4	7.4	7.4	7.2	7.3	7.2	7.0	6.3		





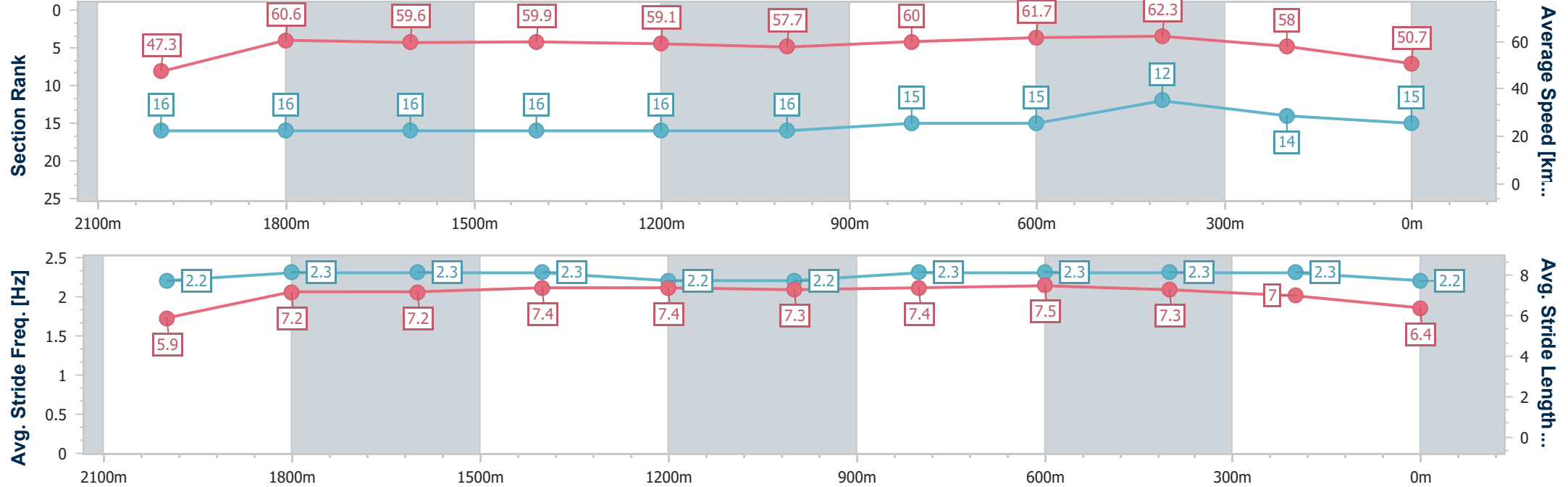
Horse/Jockey Name	Eclair Encore
Final Rank	15
Fastest Section Time (Section)	0:11.84 (2000m)
Top Speed [km/h] (Section)	63.1 (600m)
Race State	Finished



Eagle FarmProfessional
Race 8: SEVEN QUEENSLAND OAKS - GROUP 1 - 2200m
07 June 2025 - 15:15
Track Rating: Soft 5, Weather: Fine, Rail Position: +2m Entire Course



Section	Overall	2000m	1800m	1600m	1400m	1200m	1000m	800m	600m	400m	200m		
Section Times	2:18.90 [15] (0:15.27)	2:03.63 [16] (0:11.84)	1:51.79 [16] (0:12.21)	1:39.58 [16] (0:12.17)	1:27.41 [16] (0:12.23)	1:15.18 [16] (0:12.50)	1:02.68 [16] (0:12.27)	0:50.41 [15] (0:11.85)	0:38.56 [15] (0:11.86)	0:26.70 [12] (0:12.46)	0:14.24 [14] (0:14.24)		
Average Speed [km/h]	47.3	60.6	59.6	59.9	59.1	57.7	60.0	61.7	62.3	58.0	50.7		
Top Speed [km/h]	59.8	61.1	61.1	60.6	60.6	60.5	61.5	62.8	63.1	61.6	54.1		
Avg. Dist. to Rail [m]	7.7	1.1	2.7	3.5	3.3	4.0	3.9	3.5	5.5	12.2	12.4		
Avg. Stride Freq. [Hz]	2.2	2.3	2.3	2.3	2.2	2.2	2.3	2.3	2.3	2.3	2.2		
Avg. Stride Length [m]	5.9	7.2	7.2	7.4	7.4	7.3	7.4	7.5	7.3	7.0	6.4		





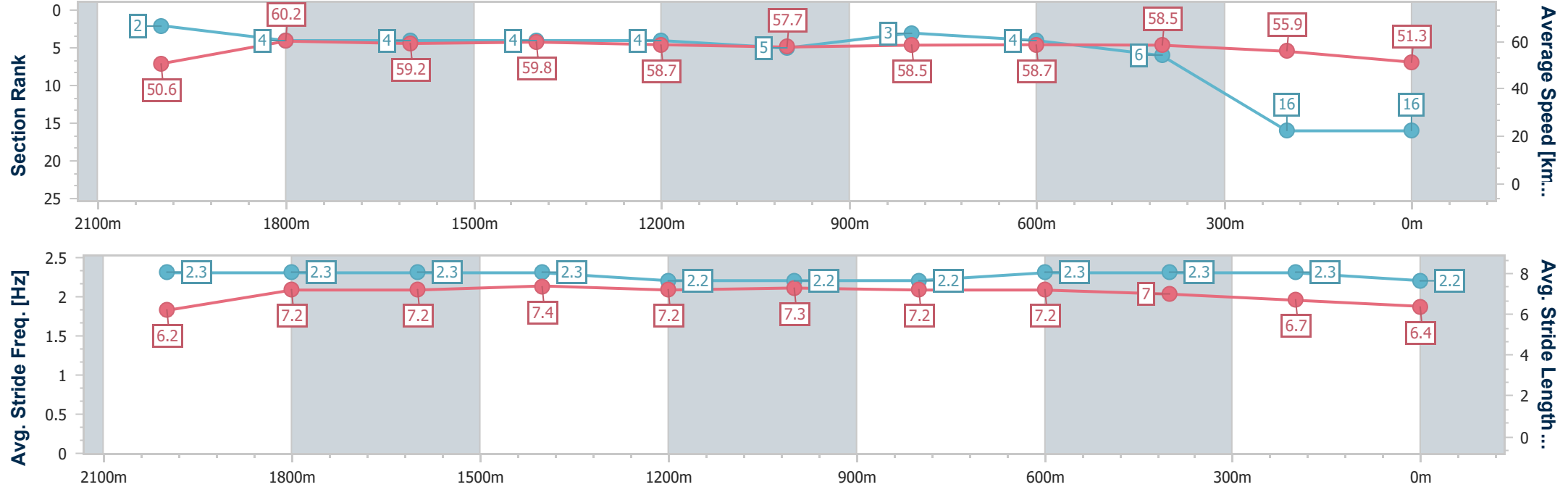
Horse/Jockey Name	Pleasure Artist
Final Rank	16
Fastest Section Time (Section)	0:11.83 (2000m)
Top Speed [km/h] (Section)	62.8 (Overall)
Race State	Finished



Eagle FarmProfessional
Race 8: SEVEN QUEENSLAND OAKS - GROUP 1 - 2200m
07 June 2025 - 15:15
Track Rating: Soft 5, Weather: Fine, Rail Position: +2m Entire Course



Section	Overall	2000m	1800m	1600m	1400m	1200m	1000m	800m	600m	400m	200m		
Section Times	2:18.93 [16] (0:14.22)	2:04.71 [2] (0:11.83)	1:52.88 [4] (0:12.17)	1:40.71 [4] (0:12.03)	1:28.68 [4] (0:12.30)	1:16.38 [4] (0:12.52)	1:03.86 [5] (0:12.34)	0:51.52 [3] (0:12.22)	0:39.30 [4] (0:12.31)	0:26.99 [6] (0:12.92)	0:14.07 [16] (0:14.07)		
Average Speed [km/h]	50.6	60.2	59.2	59.8	58.7	57.7	58.5	58.7	58.5	55.9	51.3		
Top Speed [km/h]	62.8	62.3	59.9	61.4	60.6	59.2	60.4	59.3	59.3	58.0	53.2		
Avg. Dist. to Rail [m]	1.1	1.5	0.4	1.0	2.2	2.0	0.5	0.2	0.8	6.0	8.6		
Avg. Stride Freq. [Hz]	2.3	2.3	2.3	2.3	2.2	2.2	2.2	2.3	2.3	2.3	2.2		
Avg. Stride Length [m]	6.2	7.2	7.2	7.4	7.2	7.3	7.2	7.2	7.0	6.7	6.4		





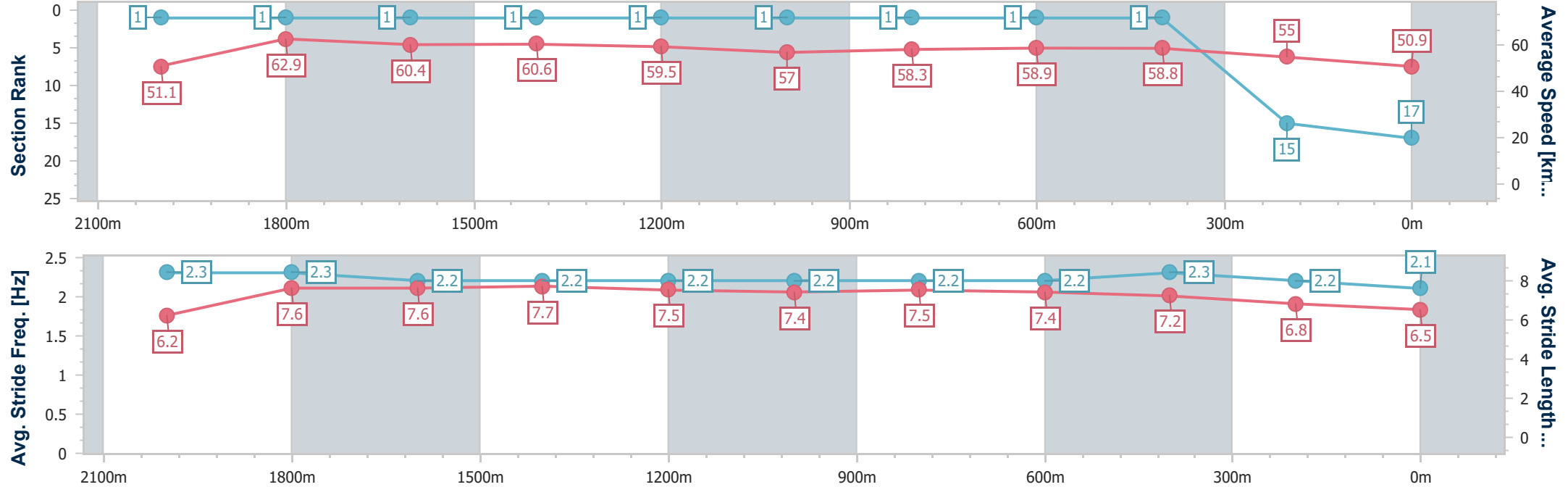
Horse/Jockey Name	Shangri La Impact
Final Rank	17
Fastest Section Time (Section)	0:11.42 (2000m)
Top Speed [km/h] (Section)	64.8 (2000m)
Race State	Finished



Eagle FarmProfessional
Race 8: SEVEN QUEENSLAND OAKS - GROUP 1 - 2200m
07 June 2025 - 15:15
Track Rating: Soft 5, Weather: Fine, Rail Position: +2m Entire Course



Section	Overall	2000m	1800m	1600m	1400m	1200m	1000m	800m	600m	400m	200m		
Section Times	2:19.00 [17] (0:14.22)	2:04.78 [1] (0:11.42)	1:53.36 [1] (0:12.02)	1:41.34 [1] (0:11.97)	1:29.37 [1] (0:12.13)	1:17.24 [1] (0:12.67)	1:04.57 [1] (0:12.43)	0:52.14 [1] (0:12.40)	0:39.74 [1] (0:12.47)	0:27.27 [1] (0:13.03)	0:14.24 [15] (0:14.24)		
Average Speed [km/h]	51.1	62.9	60.4	60.6	59.5	57.0	58.3	58.9	58.8	55.0	50.9		
Top Speed [km/h]	64.7	64.8	61.9	62.2	61.9	58.1	59.7	59.5	59.4	57.8	53.0		
Avg. Dist. to Rail [m]	9.4	0.6	1.4	2.6	1.5	1.6	1.9	3.3	2.9	5.3	6.5		
Avg. Stride Freq. [Hz]	2.3	2.3	2.2	2.2	2.2	2.2	2.2	2.2	2.3	2.2	2.1		
Avg. Stride Length [m]	6.2	7.6	7.6	7.7	7.5	7.4	7.5	7.4	7.2	6.8	6.5		



[] Ranking at each section and finish
-.-.- No data available at this section
NA No data available



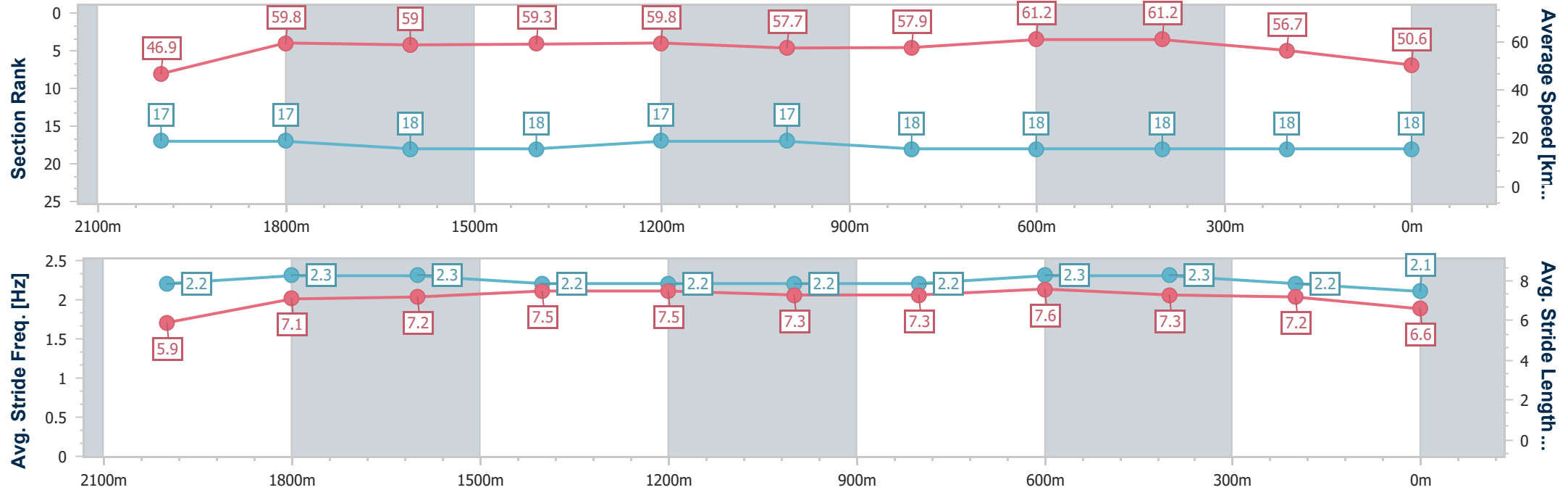
Horse/Jockey Name	Misting
Final Rank	18
Fastest Section Time (Section)	0:11.77 (800m)
Top Speed [km/h] (Section)	62.0 (600m)
Race State	Finished



Eagle FarmProfessional
Race 8: SEVEN QUEENSLAND OAKS - GROUP 1 - 2200m
07 June 2025 - 15:15
Track Rating: Soft 5, Weather: Fine, Rail Position: +2m Entire Course



Section	Overall	2000m	1800m	1600m	1400m	1200m	1000m	800m	600m	400m	200m		
Section Times	2:19.51 [18] (0:15.40)	2:04.11 [17] (0:12.07)	1:52.04 [17] (0:12.25)	1:39.79 [18] (0:12.20)	1:27.59 [18] (0:12.07)	1:15.52 [17] (0:12.50)	1:03.02 [17] (0:12.39)	0:50.63 [18] (0:11.77)	0:38.86 [18] (0:11.92)	0:26.94 [18] (0:12.68)	0:14.26 [18] (0:14.26)		
Average Speed [km/h]	46.9	59.8	59.0	59.3	59.8	57.7	57.9	61.2	61.2	56.7	50.6		
Top Speed [km/h]	59.9	61.3	60.3	60.5	61.3	59.5	59.9	62.0	62.0	60.2	54.1		
Avg. Dist. to Rail [m]	8.3	0.7	0.9	0.7	1.0	1.0	0.5	0.4	2.6	9.0	10.8		
Avg. Stride Freq. [Hz]	2.2	2.3	2.3	2.2	2.2	2.2	2.2	2.3	2.3	2.2	2.1		
Avg. Stride Length [m]	5.9	7.1	7.2	7.5	7.5	7.3	7.3	7.6	7.3	7.2	6.6		





Eagle Farm Professional

Race 9: LADBROKES QUEENSLAND DERBY - GROUP 1 - 2400m

07 June 2025 - 15:55



BRISBANE
RACING CLUB

Track Rating: Soft 5, Weather: Fine, Rail Position: +2m Entire Course

Section						Overall	2200m	2000m	1800m	1600m	1400m	1200m	Last 600m		
Field Times						2:31.33 (0:14.01)	2:17.32 (0:11.96)	2:05.36 (0:12.53)	1:52.83 (0:12.95)	1:39.88 (0:12.79)	1:27.09 (0:12.91)	1:14.18 (0:12.48)	0:36.60		
Rank	TAB	Horse/Jockey	Barrier	Top Speed [km/h]	Fastest Section										Distance Travelled [m]
1	10	MAISON LOUIS	2	62.6	0:11.82	2:31.33 [1]	2:17.15 [4]	2:04.87 [4]	1:52.30 [5]	1:39.25 [5]	1:26.43 [5]	1:13.76 [5]	0:36.38		
		Ryan Maloney		600m	400m	(0:14.18)	(0:12.28)	(0:12.57)	(0:13.05)	(0:12.82)	(0:12.67)	(0:12.79)			
2	4	KING OF THUNDER	10	64.3	0:11.76	2:31.50 [2]	2:16.70 [10]	2:04.47 [10]	1:51.83 [11]	1:38.90 [9]	1:25.97 [12]	1:13.40 [11]	0:36.32	+11	
		Mark Zahra		600m	600m	(0:14.80)	(0:12.23)	(0:12.64)	(0:12.93)	(0:12.93)	(0:12.57)	(0:12.72)			
3	18	CHASE YOUR DREAMS	12	63.3	0:11.77	2:31.55 [3]	2:16.70 [12]	2:04.44 [12]	1:51.81 [12]	1:38.73 [12]	1:25.84 [14]	1:13.26 [14]	0:36.20	+11	
		Rachel King		600m	400m	(0:14.85)	(0:12.26)	(0:12.63)	(0:13.08)	(0:12.89)	(0:12.58)	(0:12.75)			
4	6	LAVALIER	8	62.3	0:11.89	2:31.59 [4]	2:17.58 [1]	2:05.48 [2]	1:52.82 [3]	1:39.90 [3]	1:27.10 [3]	1:14.25 [3]	0:36.74	-6	
		Kerrin McEvoy		400m	400m	(0:14.01)	(0:12.10)	(0:12.66)	(0:12.92)	(0:12.80)	(0:12.85)	(0:12.77)			
5	2	IMPERIALIST	11	63.3	0:11.91	2:31.76 [5]	2:17.73 [2]	2:05.79 [1]	1:53.26 [1]	1:40.31 [1]	1:27.52 [1]	1:14.61 [1]	0:37.02	-1	
		Tommy Berry		2200m	600m	(0:14.03)	(0:11.94)	(0:12.53)	(0:12.95)	(0:12.79)	(0:12.91)	(0:12.73)			
6	8	DEEP FOCUS	14	62.9	0:11.88	2:31.82 [6]	2:16.78 [13]	2:04.56 [14]	1:51.78 [14]	1:38.90 [14]	1:26.29 [11]	1:13.65 [12]	0:36.49	+8	
		Michael Rodd		600m	400m	(0:15.04)	(0:12.22)	(0:12.78)	(0:12.88)	(0:12.61)	(0:12.64)	(0:12.98)			
7	17	BELLE DETELLE	17	62.0	0:11.92	2:31.91 [7]	2:16.23 [17]	2:04.31 [16]	1:51.81 [15]	1:38.90 [16]	1:26.45 [10]	1:14.35 [4]	0:37.18	+12	
		James McDonald		2200m	2200m	(0:15.68)	(0:11.92)	(0:12.50)	(0:12.91)	(0:12.45)	(0:12.10)	(0:12.07)			
8	7	POLITELY DUN	18	64.5	0:11.74	2:32.07 [8]	2:16.64 [16]	2:04.44 [17]	1:51.65 [17]	1:38.79 [17]	1:25.92 [17]	1:13.33 [17]	0:36.47	+12	
		Jordan Childs		600m	600m	(0:15.43)	(0:12.20)	(0:12.79)	(0:12.86)	(0:12.87)	(0:12.59)	(0:12.80)			
9	9	OUR BENEFACTOR	5	62.6	0:11.87	2:32.13 [9]	2:17.88 [5]	2:05.63 [6]	1:53.05 [6]	1:39.91 [6]	1:26.98 [6]	1:14.20 [7]	0:36.84	-1	
		Joshua Parr		600m	600m	(0:14.25)	(0:12.25)	(0:12.58)	(0:13.14)	(0:12.93)	(0:12.78)	(0:12.85)			
10	15	EXISTENTIAL BOB	9	63.7	0:11.82	2:32.32 [10]	2:18.29 [3]	2:06.11 [3]	1:53.52 [4]	1:40.30 [4]	1:27.46 [4]	1:14.66 [6]	0:37.23	+9	
		Jason Collett		600m	600m	(0:14.03)	(0:12.18)	(0:12.59)	(0:13.22)	(0:12.84)	(0:12.80)	(0:12.88)			

Scratched: Liberty Park (#21), Party Crasher (#13), Saint Emilion (#12), Prince Levi (#22), San Jose Boy (#23), Eclair Encore (#19)

Report Created: Sat 7 June 2025 16:20 GMT+10 (Note: Timing is based on position data)

Page 1/21

[] Ranking at each section and finish
-:-:- No data available at this section
NA No data available

SCN Saddle cloth number
DNF Did not finish
DNT Did not track

data processed by  TRIPLESDATA



Eagle Farm Professional

Race 9: LADBROKES QUEENSLAND DERBY - GROUP 1 - 2400m

07 June 2025 - 15:55



BRISBANE
RACING CLUB

Track Rating: Soft 5, Weather: Fine, Rail Position: +2m Entire Course

Section						Overall	2200m	2000m	1800m	1600m	1400m	1200m	Last 600m		
Field Times						2:31.33 (0:14.01)	2:17.32 (0:11.96)	2:05.36 (0:12.53)	1:52.83 (0:12.95)	1:39.88 (0:12.79)	1:27.09 (0:12.91)	1:14.18 (0:12.48)	0:36.60		
Rank	TAB	Horse/Jockey	Barrier	Top Speed [km/h]	Fastest Section										Distance Travelled [m]
11	16	FEMMINILE	7	62.1	0:11.81	2:32.41 [11]	2:17.61 [9]	2:05.31 [11]	1:52.74 [10]	1:39.67 [11]	1:26.77 [13]	1:14.13 [13]	0:37.37	-13	
		Tim Clark		400m	600m	(0:14.80)	(0:12.30)	(0:12.57)	(0:13.07)	(0:12.90)	(0:12.64)	(0:12.88)			
12	14	ROGAN	16	62.2	0:11.89	2:32.50 [12]	2:17.34 [14]	2:05.09 [15]	1:52.38 [16]	1:39.51 [15]	1:26.62 [16]	1:14.10 [16]	0:37.08	+2	
		Koby Jennings		1000m	600m	(0:15.16)	(0:12.25)	(0:12.71)	(0:12.87)	(0:12.89)	(0:12.52)	(0:12.96)			
13	5	BEAU DAZZLER	6	63.8	0:11.92	2:32.95 [13]	2:18.49 [6]	2:06.23 [7]	1:53.59 [8]	1:40.47 [8]	1:27.56 [9]	1:14.96 [9]	0:37.67	+9	
		Jag Guthmann-Chester		600m	600m	(0:14.46)	(0:12.26)	(0:12.64)	(0:13.12)	(0:12.91)	(0:12.60)	(0:12.69)			
14	3	STATUARIO	3	62.0	0:11.84	2:33.05 [14]	2:18.53 [7]	2:06.24 [9]	1:53.47 [9]	1:40.43 [10]	1:27.71 [8]	1:15.07 [8]	0:38.22	-15	
		John Allen		600m	600m	(0:14.52)	(0:12.29)	(0:12.77)	(0:13.04)	(0:12.72)	(0:12.64)	(0:12.76)			
15	11	SCINTILLANTE	15	62.8	0:11.97	2:33.32 [15]	2:18.11 [15]	2:06.09 [13]	1:53.40 [13]	1:40.45 [13]	1:27.61 [15]	1:14.96 [15]	0:38.01	-10	
		Billy Egan		800m	800m	(0:15.21)	(0:12.02)	(0:12.69)	(0:12.95)	(0:12.84)	(0:12.65)	(0:12.95)			
16	20	THE MUFFIN MAN	13	63.5	0:11.63	2:33.65 [16]	2:18.81 [11]	2:07.18 [5]	1:54.96 [2]	1:42.02 [2]	1:29.23 [2]	1:16.37 [2]	0:38.72	+2	
		Ethan Brown		2200m	2200m	(0:14.84)	(0:11.63)	(0:12.22)	(0:12.94)	(0:12.79)	(0:12.86)	(0:12.86)			
17	1	FIRM AGREEMENT	4	62.2	0:11.89	2:33.66 [17]	2:19.14 [8]	2:06.87 [8]	1:54.34 [7]	1:41.18 [7]	1:28.34 [7]	1:15.64 [10]	0:38.49	-3	
		Jamie Mott		800m	600m	(0:14.52)	(0:12.27)	(0:12.53)	(0:13.16)	(0:12.84)	(0:12.70)	(0:12.88)			

Scratched: Liberty Park (#21), Party Crasher (#13), Saint Emilion (#12), Prince Levi (#22), San Jose Boy (#23), Eclair Encore (#19)



Eagle Farm Professional

Race 9: LADBROKES QUEENSLAND DERBY - GROUP 1 - 2400m

07 June 2025 - 15:55



BRISBANE
RACING CLUB

Track Rating: Soft 5, Weather: Fine, Rail Position: +2m Entire Course

Section						1000m	800m	600m	400m	200m			Last 600m
Field Times						1:01.70 (0:12.67)	0:49.03 (0:12.43)	0:36.60 (0:11.92)	0:24.68 (0:11.99)	0:12.69 (0:12.69)			0:36.60
Rank	TAB	Horse/Jockey	Barrier	Top Speed [km/h]	Fastest Section						Margin		
1	10	MAISON LOUIS	2	62.6	0:11.82	1:00.97 [5]	0:48.56 [5]	0:36.38 [6]	0:24.46 [6]	0:12.64 [4]	2:31.33	0:36.38	
		Ryan Maloney		600m	400m	(0:12.41)	(0:12.18)	(0:11.92)	(0:11.82)	(0:12.64)			
2	4	KING OF THUNDER	10	64.3	0:11.76	1:00.68 [10]	0:48.41 [9]	0:36.32 [10]	0:24.56 [8]	0:12.75 [5]	0.95L	0:36.32 +11	
		Mark Zahra		600m	600m	(0:12.27)	(0:12.09)	(0:11.76)	(0:11.81)	(0:12.75)			
3	18	CHASE YOUR DREAMS	12	63.3	0:11.77	1:00.51 [12]	0:48.27 [14]	0:36.20 [15]	0:24.32 [13]	0:12.55 [7]	1.28L	0:36.20 +11	
		Rachel King		600m	400m	(0:12.24)	(0:12.07)	(0:11.88)	(0:11.77)	(0:12.55)			
4	6	LAVALIER	8	62.3	0:11.89	1:01.48 [3]	0:48.96 [4]	0:36.74 [4]	0:24.82 [4]	0:12.93 [3]	1.51L	0:36.74 -6	
		Kerrin McEvoy		400m	400m	(0:12.52)	(0:12.22)	(0:11.92)	(0:11.89)	(0:12.93)			
5	2	IMPERIALIST	11	63.3	0:11.91	1:01.88 [2]	0:49.38 [2]	0:37.02 [2]	0:25.11 [1]	0:13.12 [1]	2.5L	0:37.02 -1	
		Tommy Berry		2200m	600m	(0:12.50)	(0:12.36)	(0:11.91)	(0:11.99)	(0:13.12)			
6	8	DEEP FOCUS	14	62.9	0:11.88	1:00.67 [13]	0:48.63 [11]	0:36.49 [14]	0:24.56 [14]	0:12.68 [10]	2.84L	0:36.49 +8	
		Michael Rodd		600m	400m	(0:12.04)	(0:12.14)	(0:11.93)	(0:11.88)	(0:12.68)			
7	17	BELLE DETELLE	17	62.0	0:11.92	1:02.28 [1]	0:49.61 [1]	0:37.18 [1]	0:25.23 [3]	0:13.26 [2]	3.37L	0:37.18 +12	
		James McDonald		2200m	2200m	(0:12.67)	(0:12.43)	(0:11.95)	(0:11.97)	(0:13.26)			
8	7	POLITELY DUN	18	64.5	0:11.74	1:00.53 [17]	0:48.41 [17]	0:36.47 [17]	0:24.73 [16]	0:12.92 [11]	4.35L	0:36.47 +12	
		Jordan Childs		600m	600m	(0:12.12)	(0:11.94)	(0:11.74)	(0:11.81)	(0:12.92)			
9	9	OUR BENEFACTOR	5	62.6	0:11.87	1:01.35 [9]	0:48.87 [13]	0:36.84 [12]	0:24.97 [11]	0:12.94 [12]	4.68L	0:36.84 -1	
		Joshua Parr		600m	600m	(0:12.48)	(0:12.03)	(0:11.87)	(0:12.03)	(0:12.94)			
10	15	EXISTENTIAL BOB	9	63.7	0:11.82	1:01.78 [6]	0:49.36 [8]	0:37.23 [8]	0:25.41 [7]	0:13.41 [6]	5.82L	0:37.23 +9	
		Jason Collett		600m	600m	(0:12.42)	(0:12.13)	(0:11.82)	(0:12.00)	(0:13.41)			

Scratched: Liberty Park (#21), Party Crasher (#13), Saint Emilion (#12), Prince Levi (#22), San Jose Boy (#23), Eclair Encore (#19)

Report Created: Sat 7 June 2025 16:20 GMT+10 (Note: Timing is based on position data)

Page 3/21

[] Ranking at each section and finish
-:-:- No data available at this section
NA No data available

SCN Saddle cloth number
DNF Did not finish
DNT Did not track

data processed by  TRIPLESDATA



Eagle Farm Professional

Race 9: LADBROKES QUEENSLAND DERBY - GROUP 1 - 2400m

07 June 2025 - 15:55



BRISBANE
RACING CLUB

Track Rating: Soft 5, Weather: Fine, Rail Position: +2m Entire Course

Section							1000m	800m	600m	400m	200m			Last 600m		
Field Times							1:01.70 (0:12.67)	0:49.03 (0:12.43)	0:36.60 (0:11.92)	0:24.68 (0:11.99)	0:12.69 (0:12.69)				0:36.60	
Rank	TAB	Horse/Jockey	Barrier	Top Speed [km/h]	Fastest Section						Margin				Distance Travelled [m]	
11	16	FEMMINILE	7	62.1	0:11.81	1:01.25 [14]	0:49.21 [12]	0:37.37 [7]	0:25.56 [5]	0:13.38 [8]	6.34L			0:37.37	-13	
		Tim Clark		400m	600m	(0:12.04)	(0:11.84)	(0:11.81)	(0:12.18)	(0:13.38)						
12	14	ROGAN	16	62.2	0:11.89	1:01.14 [16]	0:49.10 [16]	0:37.08 [16]	0:25.19 [15]	0:13.05 [15]	6.84L			0:37.08	+2	
		Koby Jennings		1000m	600m	(0:12.04)	(0:12.02)	(0:11.89)	(0:12.14)	(0:13.05)						
13	5	BEAU DAZZLER	6	63.8	0:11.92	1:02.27 [7]	0:50.05 [7]	0:37.67 [11]	0:25.75 [12]	0:13.75 [13]	9.49L			0:37.67	+9	
		Jag Guthmann-Chester		600m	600m	(0:12.22)	(0:12.38)	(0:11.92)	(0:12.00)	(0:13.75)						
14	3	STATUARIO	3	62.0	0:11.84	1:02.31 [8]	0:50.24 [6]	0:38.22 [3]	0:26.38 [2]	0:13.97 [9]	10.08L			0:38.22	-15	
		John Allen		600m	600m	(0:12.07)	(0:12.02)	(0:11.84)	(0:12.41)	(0:13.97)						
15	11	SCINTILLANTE	15	62.8	0:11.97	1:02.01 [15]	0:49.98 [15]	0:38.01 [13]	0:25.94 [17]	0:13.57 [17]	11.68L			0:38.01	-10	
		Billy Egan		800m	800m	(0:12.03)	(0:11.97)	(0:12.07)	(0:12.37)	(0:13.57)						
16	20	THE MUFFIN MAN	13	63.5	0:11.63	1:03.51 [4]	0:51.03 [3]	0:38.72 [5]	0:26.53 [10]	0:14.06 [16]	13.65L			0:38.72	+2	
		Ethan Brown		2200m	2200m	(0:12.48)	(0:12.31)	(0:12.19)	(0:12.47)	(0:14.06)						
17	1	FIRM AGREEMENT	4	62.2	0:11.89	1:02.76 [11]	0:50.56 [10]	0:38.49 [9]	0:26.60 [9]	0:14.31 [14]	13.7L			0:38.49	-3	
		Jamie Mott		800m	600m	(0:12.20)	(0:12.07)	(0:11.89)	(0:12.29)	(0:14.31)						

Scratched: Liberty Park (#21), Party Crasher (#13), Saint Emilion (#12), Prince Levi (#22), San Jose Boy (#23), Eclair Encore (#19)



Horse/Jockey Name	Maison Louis
Final Rank	1
Fastest Section Time (Section)	0:11.82 (400m)
Top Speed [km/h] (Section)	62.6 (600m)
Race State	Finished

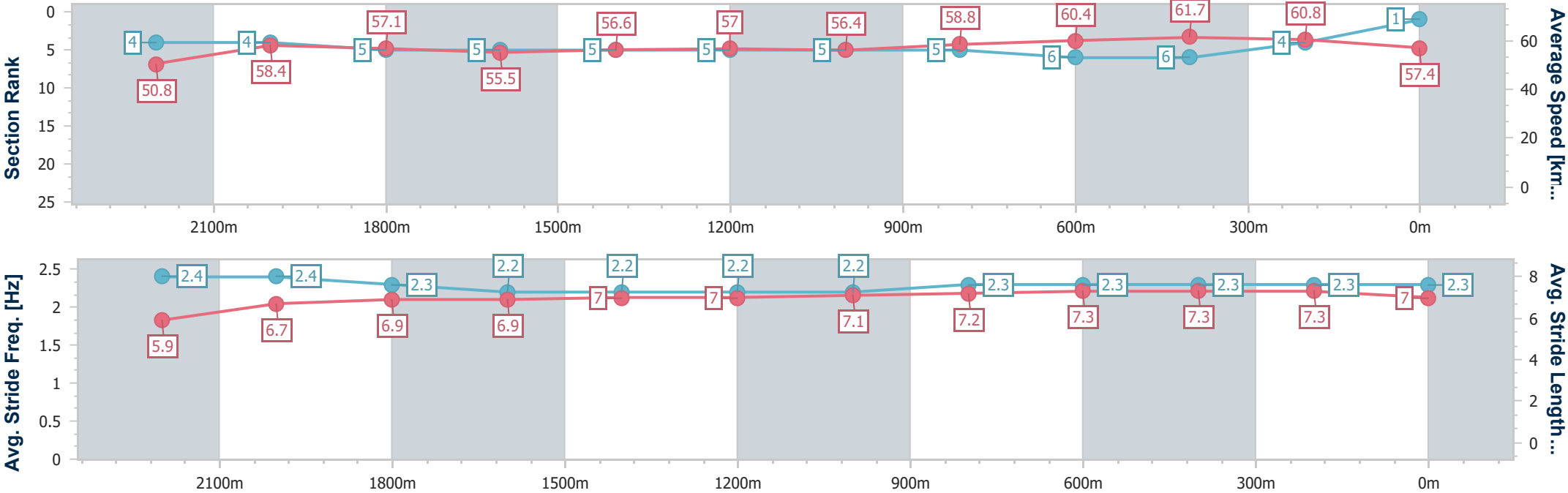


Eagle Farm Professional
Race 9: LADBROKES QUEENSLAND DERBY - GROUP 1 -
2400m
07 June 2025 - 15:55
Track Rating: Soft 5, Weather: Fine, Rail Position: +2m Entire
Course



BRISBANE
RACING CLUB

Section	Overall	2200m	2000m	1800m	1600m	1400m	1200m	1000m	800m	600m	400m	200m	
Section Times	2:31.33 [1] (0:14.18)	2:17.15 [4] (0:12.28)	2:04.87 [4] (0:12.57)	1:52.30 [5] (0:13.05)	1:39.25 [5] (0:12.82)	1:26.43 [5] (0:12.67)	1:13.76 [5] (0:12.79)	1:00.97 [5] (0:12.41)	0:48.56 [5] (0:12.18)	0:36.38 [6] (0:11.92)	0:24.46 [6] (0:11.82)	0:12.64 [4] (0:12.64)	
Average Speed [km/h]	50.8	58.4	57.1	55.5	56.6	57.0	56.4	58.8	60.4	61.7	60.8	57.4	
Top Speed [km/h]	60.9	60.6	58.6	56.9	57.8	57.9	58.0	60.2	61.1	62.6	62.1	60.0	
Avg. Dist. to Rail [m]	1.1	1.6	1.2	1.4	2.3	2.3	3.0	2.8	5.1	3.9	8.1	8.5	
Avg. Stride Freq. [Hz]	2.4	2.4	2.3	2.2	2.2	2.2	2.2	2.3	2.3	2.3	2.3	2.3	
Avg. Stride Length [m]	5.9	6.7	6.9	6.9	7.0	7.0	7.1	7.2	7.3	7.3	7.3	7.0	





Horse/Jockey Name	King Of Thunder
Final Rank	2
Fastest Section Time (Section)	0:11.76 (600m)
Top Speed [km/h] (Section)	64.3 (600m)
Race State	Finished

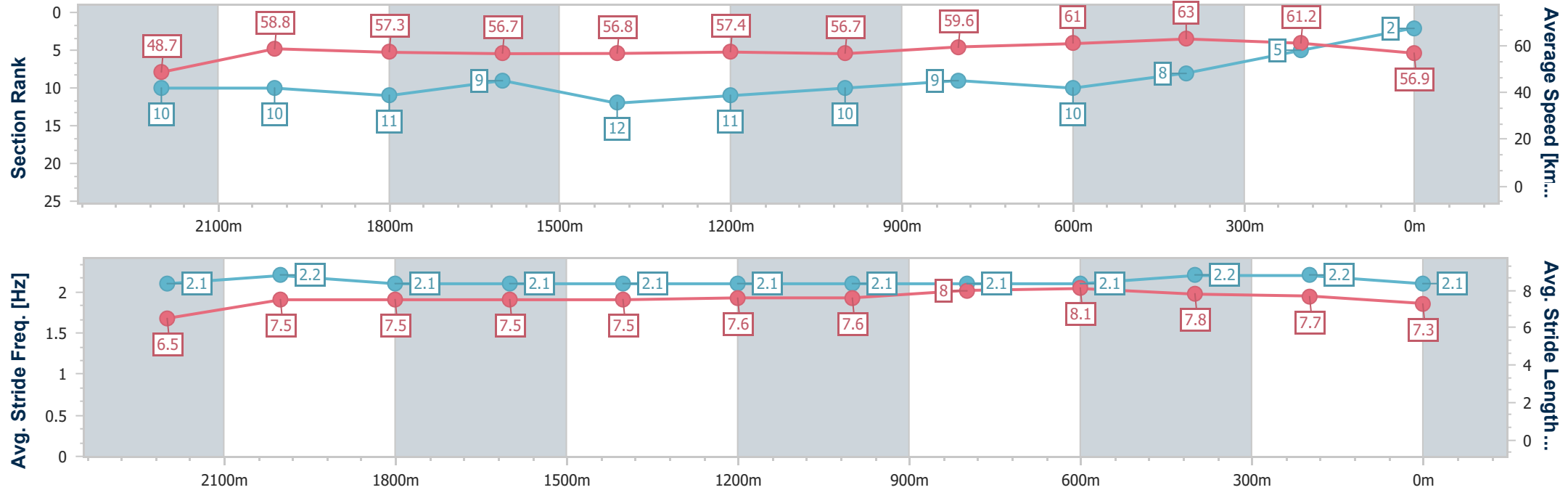


Eagle Farm Professional
Race 9: LADBROKES QUEENSLAND DERBY - GROUP 1 -
2400m
07 June 2025 - 15:55
Track Rating: Soft 5, Weather: Fine, Rail Position: +2m Entire
Course



BRISBANE
RACING CLUB

Section	Overall	2200m	2000m	1800m	1600m	1400m	1200m	1000m	800m	600m	400m	200m	
Section Times	2:31.50 [2] (0:14.80)	2:16.70 [10] (0:12.23)	2:04.47 [10] (0:12.64)	1:51.83 [11] (0:12.93)	1:38.90 [9] (0:12.93)	1:25.97 [12] (0:12.57)	1:13.40 [11] (0:12.72)	1:00.68 [10] (0:12.27)	0:48.41 [9] (0:12.09)	0:36.32 [10] (0:11.76)	0:24.56 [8] (0:11.81)	0:12.75 [5] (0:12.75)	
Average Speed [km/h]	48.7	58.8	57.3	56.7	56.8	57.4	56.7	59.6	61.0	63.0	61.2	56.9	
Top Speed [km/h]	59.6	60.4	58.5	59.5	59.3	59.7	58.1	61.2	61.8	64.3	62.7	59.1	
Avg. Dist. to Rail [m]	4.7	0.5	1.2	4.2	4.2	4.0	4.4	3.5	4.8	7.0	12.5	11.3	
Avg. Stride Freq. [Hz]	2.1	2.2	2.1	2.1	2.1	2.1	2.1	2.1	2.1	2.2	2.2	2.1	
Avg. Stride Length [m]	6.5	7.5	7.5	7.5	7.5	7.6	7.6	8.0	8.1	7.8	7.7	7.3	





Horse/Jockey Name	Chase Your Dreams
Final Rank	3
Fastest Section Time (Section)	0:11.77 (400m)
Top Speed [km/h] (Section)	63.3 (600m)
Race State	Finished

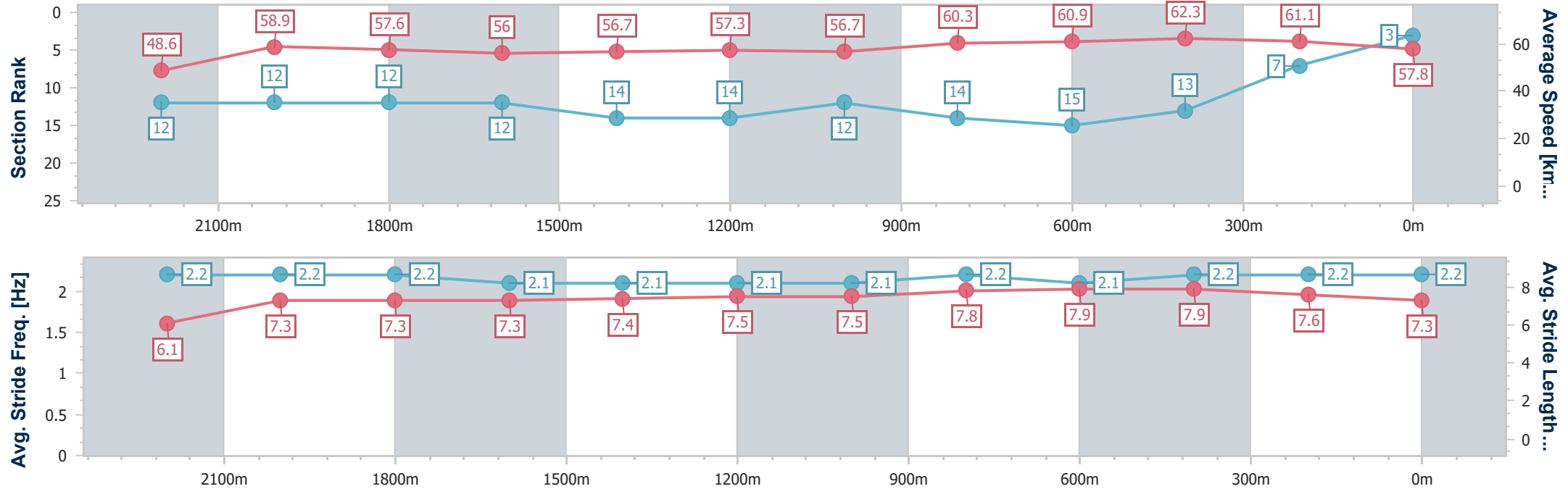


Eagle FarmProfessional
Race 9: LADBROKES QUEENSLAND DERBY - GROUP 1 -
2400m
07 June 2025 - 15:55
Track Rating: Soft 5, Weather: Fine, Rail Position: +2m Entire
Course



BRISBANE
RACING CLUB

Section	Overall	2200m	2000m	1800m	1600m	1400m	1200m	1000m	800m	600m	400m	200m	
Section Times	2:31.55 [3] (0:14.85)	2:16.70 [12] (0:12.26)	2:04.44 [12] (0:12.63)	1:51.81 [12] (0:13.08)	1:38.73 [12] (0:12.89)	1:25.84 [14] (0:12.58)	1:13.26 [14] (0:12.75)	1:00.51 [12] (0:12.24)	0:48.27 [14] (0:12.07)	0:36.20 [15] (0:11.88)	0:24.32 [13] (0:11.77)	0:12.55 [7] (0:12.55)	
Average Speed [km/h]	48.6	58.9	57.6	56.0	56.7	57.3	56.7	60.3	60.9	62.3	61.1	57.8	
Top Speed [km/h]	59.3	60.8	58.8	58.4	58.1	58.9	58.8	61.9	62.7	63.3	62.2	59.5	
Avg. Dist. to Rail [m]	7.3	1.7	1.9	3.4	3.7	4.0	4.9	4.4	4.7	5.2	12.4	12.7	
Avg. Stride Freq. [Hz]	2.2	2.2	2.2	2.1	2.1	2.1	2.1	2.2	2.1	2.2	2.2	2.2	
Avg. Stride Length [m]	6.1	7.3	7.3	7.3	7.4	7.5	7.5	7.8	7.9	7.9	7.6	7.3	



[] Ranking at each section and finish
- - - - No data available at this section
NA No data available



Horse/Jockey Name	Lavalier
Final Rank	4
Fastest Section Time (Section)	0:11.89 (400m)
Top Speed [km/h] (Section)	62.3 (400m)
Race State	Finished

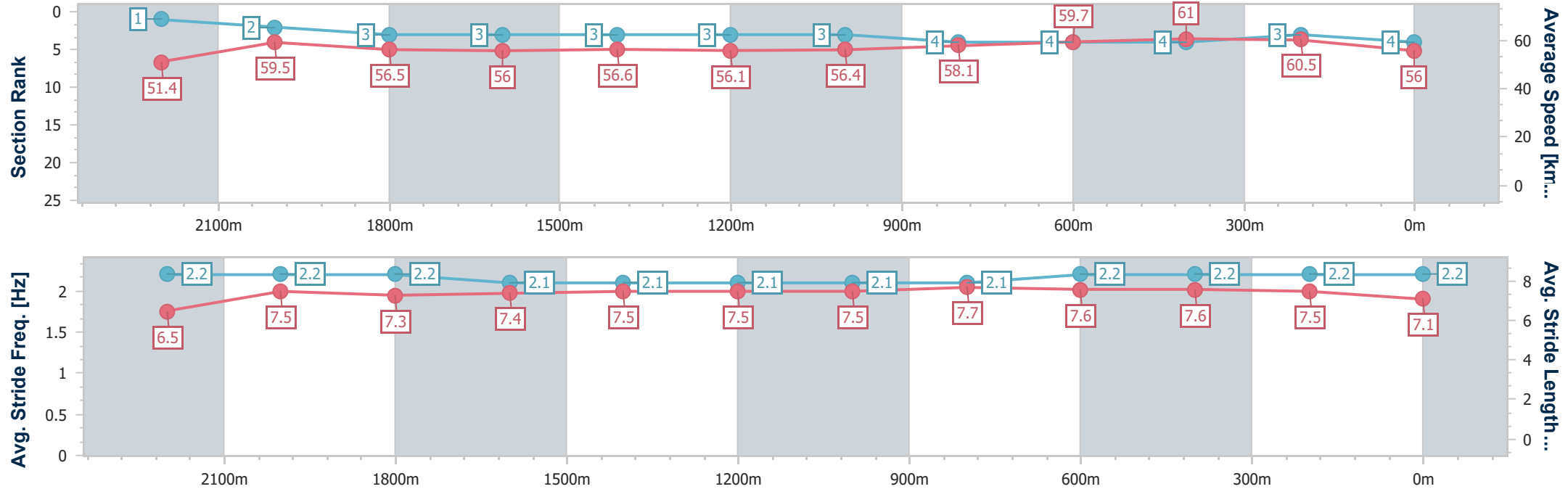


Eagle Farm Professional
Race 9: LADBROKES QUEENSLAND DERBY - GROUP 1 -
2400m
07 June 2025 - 15:55
Track Rating: Soft 5, Weather: Fine, Rail Position: +2m Entire
Course



BRISBANE
RACING CLUB

Section	Overall	2200m	2000m	1800m	1600m	1400m	1200m	1000m	800m	600m	400m	200m	
Section Times	2:31.59 [4] (0:14.01)	2:17.58 [1] (0:12.10)	2:05.48 [2] (0:12.66)	1:52.82 [3] (0:12.92)	1:39.90 [3] (0:12.80)	1:27.10 [3] (0:12.85)	1:14.25 [3] (0:12.77)	1:01.48 [3] (0:12.52)	0:48.96 [4] (0:12.22)	0:36.74 [4] (0:11.92)	0:24.82 [4] (0:11.89)	0:12.93 [3] (0:12.93)	
Average Speed [km/h]	51.4	59.5	56.5	56.0	56.6	56.1	56.4	58.1	59.7	61.0	60.5	56.0	
Top Speed [km/h]	61.1	60.6	57.8	56.5	57.7	57.4	58.1	58.6	60.8	61.8	62.3	57.7	
Avg. Dist. to Rail [m]	4.8	0.8	1.2	0.5	1.7	2.0	2.7	2.5	2.2	2.3	6.3	6.8	
Avg. Stride Freq. [Hz]	2.2	2.2	2.2	2.1	2.1	2.1	2.1	2.1	2.2	2.2	2.2	2.2	
Avg. Stride Length [m]	6.5	7.5	7.3	7.4	7.5	7.5	7.5	7.7	7.6	7.6	7.5	7.1	





Horse/Jockey Name	Imperialist
Final Rank	5
Fastest Section Time (Section)	0:11.91 (600m)
Top Speed [km/h] (Section)	63.3 (2200m)
Race State	Finished

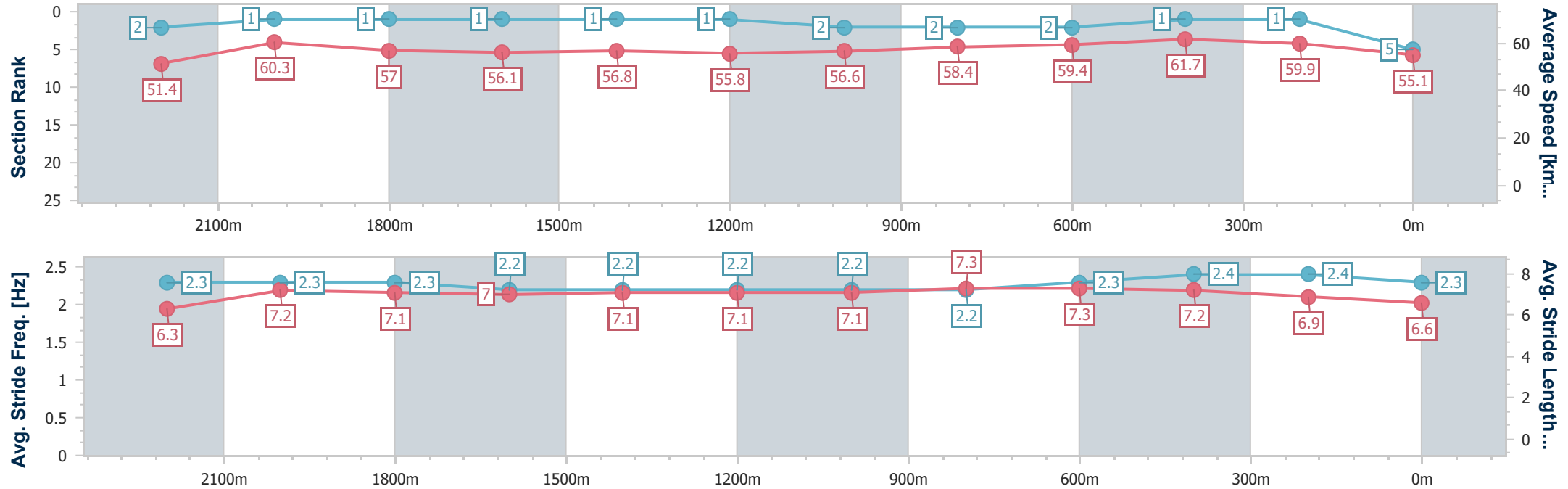


Eagle FarmProfessional
Race 9: LADBROKES QUEENSLAND DERBY - GROUP 1 -
2400m
07 June 2025 - 15:55
Track Rating: Soft 5, Weather: Fine, Rail Position: +2m Entire
Course



BRISBANE
RACING CLUB

Section	Overall	2200m	2000m	1800m	1600m	1400m	1200m	1000m	800m	600m	400m	200m	
Section Times	2:31.76 [5] (0:14.03)	2:17.73 [2] (0:11.94)	2:05.79 [1] (0:12.53)	1:53.26 [1] (0:12.95)	1:40.31 [1] (0:12.79)	1:27.52 [1] (0:12.91)	1:14.61 [1] (0:12.73)	1:01.88 [2] (0:12.50)	0:49.38 [2] (0:12.36)	0:37.02 [2] (0:11.91)	0:25.11 [1] (0:11.99)	0:13.12 [1] (0:13.12)	
Average Speed [km/h]	51.4	60.3	57.0	56.1	56.8	55.8	56.6	58.4	59.4	61.7	59.9	55.1	
Top Speed [km/h]	62.8	63.3	58.2	56.9	57.7	57.0	58.3	59.2	61.3	62.3	62.6	57.1	
Avg. Dist. to Rail [m]	9.0	3.4	1.6	1.9	2.4	1.5	2.0	2.9	4.8	3.5	8.5	8.2	
Avg. Stride Freq. [Hz]	2.3	2.3	2.3	2.2	2.2	2.2	2.2	2.2	2.3	2.4	2.4	2.3	
Avg. Stride Length [m]	6.3	7.2	7.1	7.0	7.1	7.1	7.1	7.3	7.3	7.2	6.9	6.6	





Horse/Jockey Name	Deep Focus
Final Rank	6
Fastest Section Time (Section)	0:11.88 (400m)
Top Speed [km/h] (Section)	62.9 (600m)
Race State	Finished

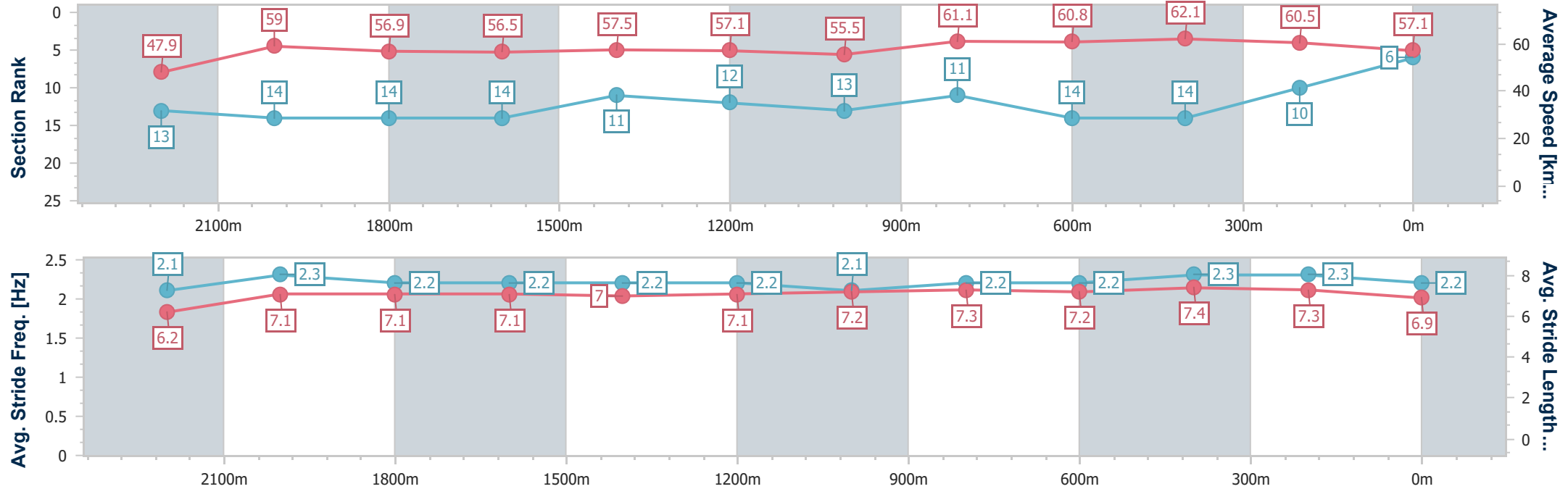


Eagle Farm Professional
Race 9: LADBROKES QUEENSLAND DERBY - GROUP 1 -
2400m
07 June 2025 - 15:55
Track Rating: Soft 5, Weather: Fine, Rail Position: +2m Entire
Course



BRISBANE
RACING CLUB

Section	Overall	2200m	2000m	1800m	1600m	1400m	1200m	1000m	800m	600m	400m	200m	
Section Times	2:31.82 [6] (0:15.04)	2:16.78 [13] (0:12.22)	2:04.56 [14] (0:12.78)	1:51.78 [14] (0:12.88)	1:38.90 [14] (0:12.61)	1:26.29 [11] (0:12.64)	1:13.65 [12] (0:12.98)	1:00.67 [13] (0:12.04)	0:48.63 [11] (0:12.14)	0:36.49 [14] (0:11.93)	0:24.56 [14] (0:11.88)	0:12.68 [10] (0:12.68)	
Average Speed [km/h]	47.9	59.0	56.9	56.5	57.5	57.1	55.5	61.1	60.8	62.1	60.5	57.1	
Top Speed [km/h]	57.7	61.9	58.3	58.6	60.1	59.4	58.2	62.7	62.6	62.9	61.3	59.5	
Avg. Dist. to Rail [m]	8.9	1.8	1.7	2.1	2.1	2.5	3.3	3.7	5.9	5.6	11.6	12.0	
Avg. Stride Freq. [Hz]	2.1	2.3	2.2	2.2	2.2	2.2	2.1	2.2	2.2	2.3	2.3	2.2	
Avg. Stride Length [m]	6.2	7.1	7.1	7.1	7.0	7.1	7.2	7.3	7.2	7.4	7.3	6.9	





Horse/Jockey Name	Belle Detelle
Final Rank	7
Fastest Section Time (Section)	0:11.92 (2200m)
Top Speed [km/h] (Section)	62.0 (2200m)
Race State	Finished

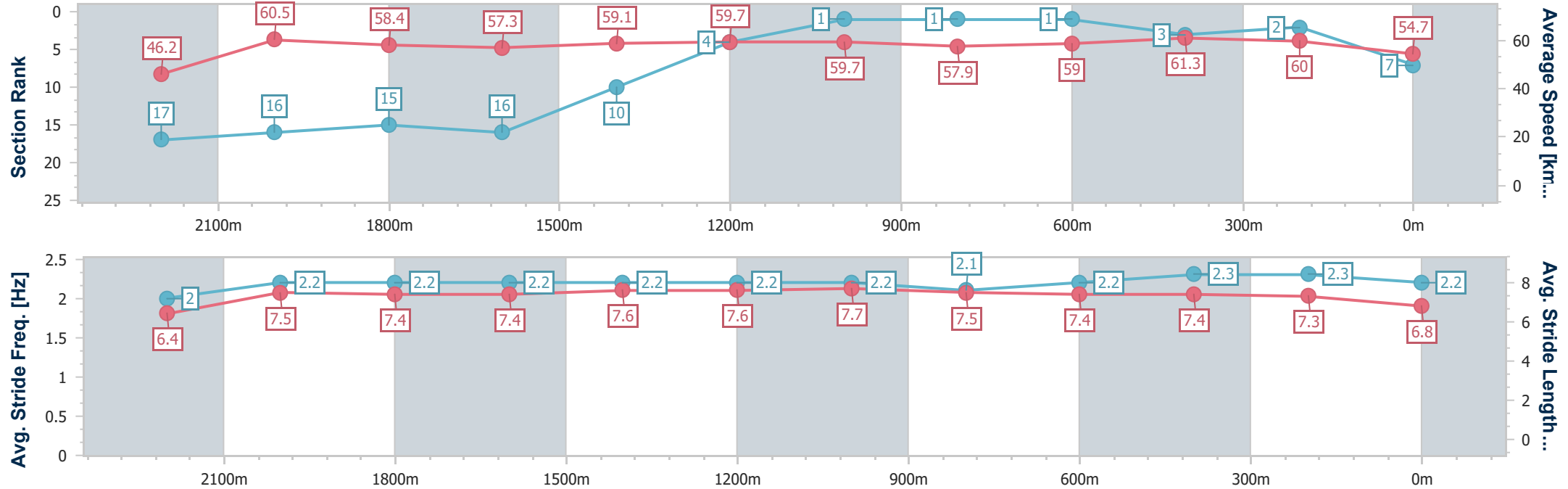


Eagle FarmProfessional
Race 9: LADBROKES QUEENSLAND DERBY - GROUP 1 -
2400m
07 June 2025 - 15:55
Track Rating: Soft 5, Weather: Fine, Rail Position: +2m Entire
Course



BRISBANE
RACING CLUB

Section	Overall	2200m	2000m	1800m	1600m	1400m	1200m	1000m	800m	600m	400m	200m	
Section Times	2:31.91 [7] (0:15.68)	2:16.23 [17] (0:11.92)	2:04.31 [16] (0:12.50)	1:51.81 [15] (0:12.91)	1:38.90 [16] (0:12.45)	1:26.45 [10] (0:12.10)	1:14.35 [4] (0:12.07)	1:02.28 [1] (0:12.67)	0:49.61 [1] (0:12.43)	0:37.18 [1] (0:11.95)	0:25.23 [3] (0:11.97)	0:13.26 [2] (0:13.26)	
Average Speed [km/h]	46.2	60.5	58.4	57.3	59.1	59.7	59.7	57.9	59.0	61.3	60.0	54.7	
Top Speed [km/h]	57.3	62.0	59.3	58.4	60.8	61.0	60.6	59.7	60.9	61.8	61.8	57.8	
Avg. Dist. to Rail [m]	11.6	3.1	2.8	5.4	5.3	4.4	4.1	3.3	4.5	3.4	8.2	7.9	
Avg. Stride Freq. [Hz]	2.0	2.2	2.2	2.2	2.2	2.2	2.2	2.1	2.2	2.3	2.3	2.2	
Avg. Stride Length [m]	6.4	7.5	7.4	7.4	7.6	7.6	7.7	7.5	7.4	7.4	7.3	6.8	





Horse/Jockey Name	Politely Dun
Final Rank	8
Fastest Section Time (Section)	0:11.74 (600m)
Top Speed [km/h] (Section)	64.5 (600m)
Race State	Finished

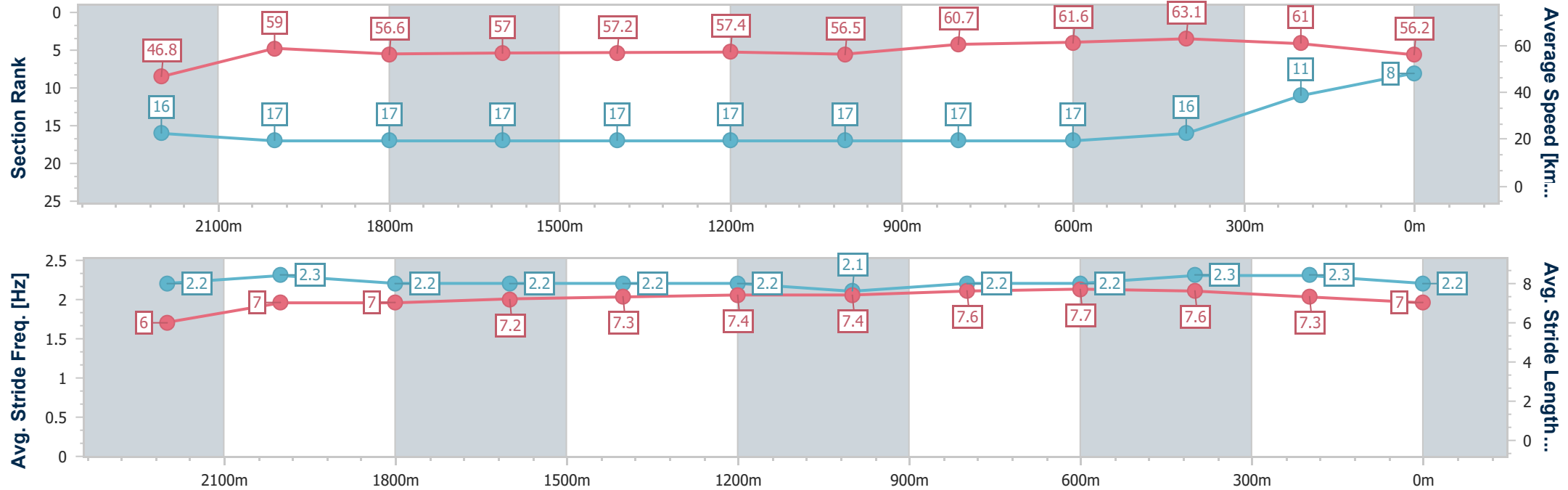


Eagle FarmProfessional
Race 9: LADBROKES QUEENSLAND DERBY - GROUP 1 -
2400m
07 June 2025 - 15:55
Track Rating: Soft 5, Weather: Fine, Rail Position: +2m Entire
Course



BRISBANE
RACING CLUB

Section	Overall	2200m	2000m	1800m	1600m	1400m	1200m	1000m	800m	600m	400m	200m	
Section Times	2:32.07 [8] (0:15.43)	2:16.64 [16] (0:12.20)	2:04.44 [17] (0:12.79)	1:51.65 [17] (0:12.86)	1:38.79 [17] (0:12.87)	1:25.92 [17] (0:12.59)	1:13.33 [17] (0:12.80)	1:00.53 [17] (0:12.12)	0:48.41 [17] (0:11.94)	0:36.47 [17] (0:11.74)	0:24.73 [16] (0:11.81)	0:12.92 [11] (0:12.92)	
Average Speed [km/h]	46.8	59.0	56.6	57.0	57.2	57.4	56.5	60.7	61.6	63.1	61.0	56.2	
Top Speed [km/h]	58.4	61.1	58.1	59.2	58.5	59.6	59.3	61.7	62.9	64.5	62.4	58.9	
Avg. Dist. to Rail [m]	12.3	1.5	1.2	3.5	5.8	5.7	5.7	4.5	4.8	5.8	13.6	14.6	
Avg. Stride Freq. [Hz]	2.2	2.3	2.2	2.2	2.2	2.2	2.1	2.2	2.2	2.3	2.3	2.2	
Avg. Stride Length [m]	6.0	7.0	7.0	7.2	7.3	7.4	7.4	7.6	7.7	7.6	7.3	7.0	





Horse/Jockey Name	Our Benefactor
Final Rank	9
Fastest Section Time (Section)	0:11.87 (600m)
Top Speed [km/h] (Section)	62.6 (600m)
Race State	Finished

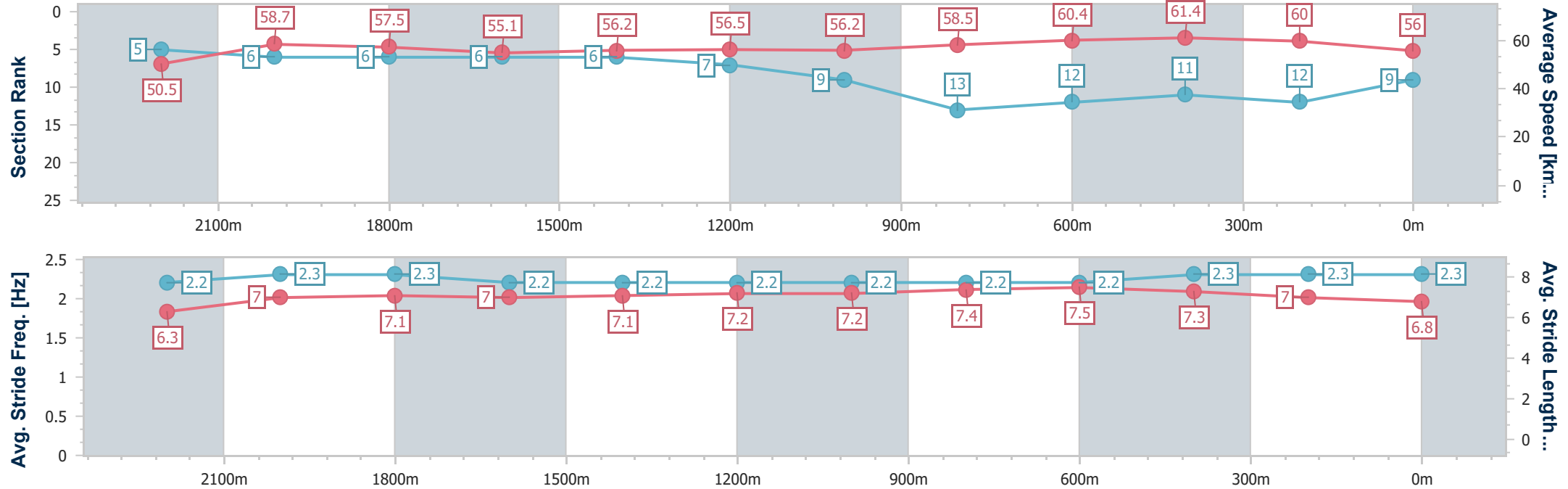


Eagle FarmProfessional
Race 9: LADBROKES QUEENSLAND DERBY - GROUP 1 -
2400m
07 June 2025 - 15:55
Track Rating: Soft 5, Weather: Fine, Rail Position: +2m Entire
Course



BRISBANE
RACING CLUB

Section	Overall	2200m	2000m	1800m	1600m	1400m	1200m	1000m	800m	600m	400m	200m	
Section Times	2:32.13 [9] (0:14.25)	2:17.88 [5] (0:12.25)	2:05.63 [6] (0:12.58)	1:53.05 [6] (0:13.14)	1:39.91 [6] (0:12.93)	1:26.98 [6] (0:12.78)	1:14.20 [7] (0:12.85)	1:01.35 [9] (0:12.48)	0:48.87 [13] (0:12.03)	0:36.84 [12] (0:11.87)	0:24.97 [11] (0:12.03)	0:12.94 [12] (0:12.94)	
Average Speed [km/h]	50.5	58.7	57.5	55.1	56.2	56.5	56.2	58.5	60.4	61.4	60.0	56.0	
Top Speed [km/h]	60.2	60.1	58.3	57.0	57.6	58.1	59.1	60.9	61.2	62.6	60.3	58.6	
Avg. Dist. to Rail [m]	2.5	0.8	0.7	1.5	2.4	3.8	4.7	3.1	2.1	2.6	9.9	12.3	
Avg. Stride Freq. [Hz]	2.2	2.3	2.3	2.2	2.2	2.2	2.2	2.2	2.2	2.3	2.3	2.3	
Avg. Stride Length [m]	6.3	7.0	7.1	7.0	7.1	7.2	7.2	7.4	7.5	7.3	7.0	6.8	





Horse/Jockey Name	Existential Bob
Final Rank	10
Fastest Section Time (Section)	0:11.82 (600m)
Top Speed [km/h] (Section)	63.7 (600m)
Race State	Finished

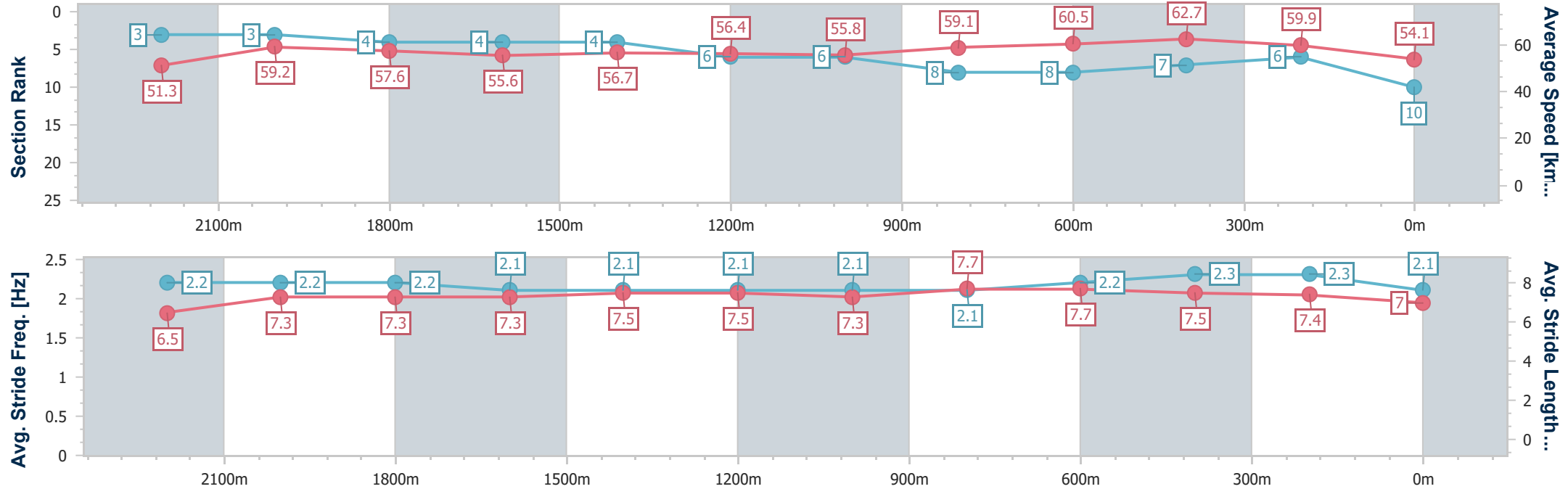


Eagle FarmProfessional
Race 9: LADBROKES QUEENSLAND DERBY - GROUP 1 -
2400m
07 June 2025 - 15:55
Track Rating: Soft 5, Weather: Fine, Rail Position: +2m Entire
Course



BRISBANE
RACING CLUB

Section	Overall	2200m	2000m	1800m	1600m	1400m	1200m	1000m	800m	600m	400m	200m	
Section Times	2:32.32 [10] (0:14.03)	2:18.29 [3] (0:12.18)	2:06.11 [3] (0:12.59)	1:53.52 [4] (0:13.22)	1:40.30 [4] (0:12.84)	1:27.46 [4] (0:12.80)	1:14.66 [6] (0:12.88)	1:01.78 [6] (0:12.42)	0:49.36 [8] (0:12.13)	0:37.23 [8] (0:11.82)	0:25.41 [7] (0:12.00)	0:13.41 [6] (0:13.41)	
Average Speed [km/h]	51.3	59.2	57.6	55.6	56.7	56.4	55.8	59.1	60.5	62.7	59.9	54.1	
Top Speed [km/h]	61.3	61.2	58.7	56.8	57.9	57.5	58.2	61.7	61.8	63.7	62.2	56.8	
Avg. Dist. to Rail [m]	6.8	2.9	1.5	3.4	3.1	3.0	3.8	3.1	4.4	6.0	12.8	14.0	
Avg. Stride Freq. [Hz]	2.2	2.2	2.2	2.1	2.1	2.1	2.1	2.1	2.2	2.3	2.3	2.1	
Avg. Stride Length [m]	6.5	7.3	7.3	7.3	7.5	7.5	7.3	7.7	7.7	7.5	7.4	7.0	





Horse/Jockey Name	Femminile
Final Rank	11
Fastest Section Time (Section)	0:11.81 (600m)
Top Speed [km/h] (Section)	62.1 (400m)
Race State	Finished

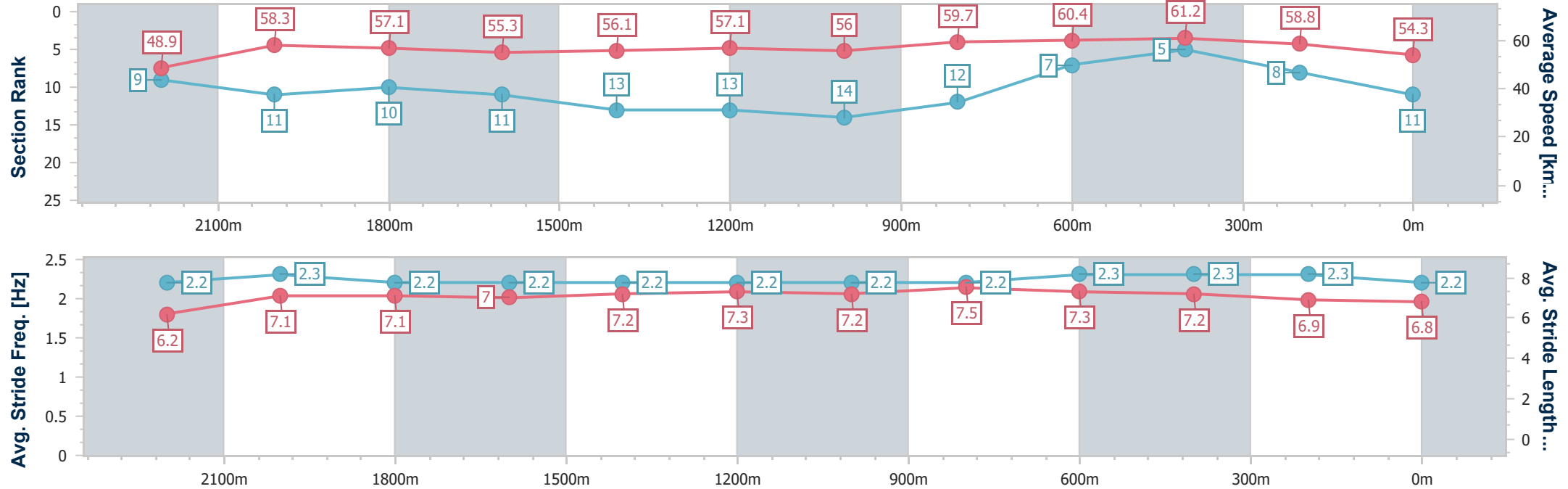


Eagle Farm Professional
Race 9: LADBROKES QUEENSLAND DERBY - GROUP 1 -
2400m
07 June 2025 - 15:55
Track Rating: Soft 5, Weather: Fine, Rail Position: +2m Entire
Course



BRISBANE
RACING CLUB

Section	Overall	2200m	2000m	1800m	1600m	1400m	1200m	1000m	800m	600m	400m	200m	
Section Times	2:32.41 [11] (0:14.80)	2:17.61 [9] (0:12.30)	2:05.31 [11] (0:12.57)	1:52.74 [10] (0:13.07)	1:39.67 [11] (0:12.90)	1:26.77 [13] (0:12.64)	1:14.13 [13] (0:12.88)	1:01.25 [14] (0:12.04)	0:49.21 [12] (0:11.84)	0:37.37 [7] (0:11.81)	0:25.56 [5] (0:12.18)	0:13.38 [8] (0:13.38)	
Average Speed [km/h]	48.9	58.3	57.1	55.3	56.1	57.1	56.0	59.7	60.4	61.2	58.8	54.3	
Top Speed [km/h]	60.1	60.7	58.6	58.2	58.8	58.9	58.7	61.5	61.6	61.7	62.1	56.2	
Avg. Dist. to Rail [m]	2.9	0.4	0.9	0.6	1.5	2.1	3.4	1.2	1.8	1.0	6.3	8.0	
Avg. Stride Freq. [Hz]	2.2	2.3	2.2	2.2	2.2	2.2	2.2	2.2	2.3	2.3	2.3	2.2	
Avg. Stride Length [m]	6.2	7.1	7.1	7.0	7.2	7.3	7.2	7.5	7.3	7.2	6.9	6.8	





Horse/Jockey Name	Rogan
Final Rank	12
Fastest Section Time (Section)	0:11.89 (600m)
Top Speed [km/h] (Section)	62.2 (1000m)
Race State	Finished

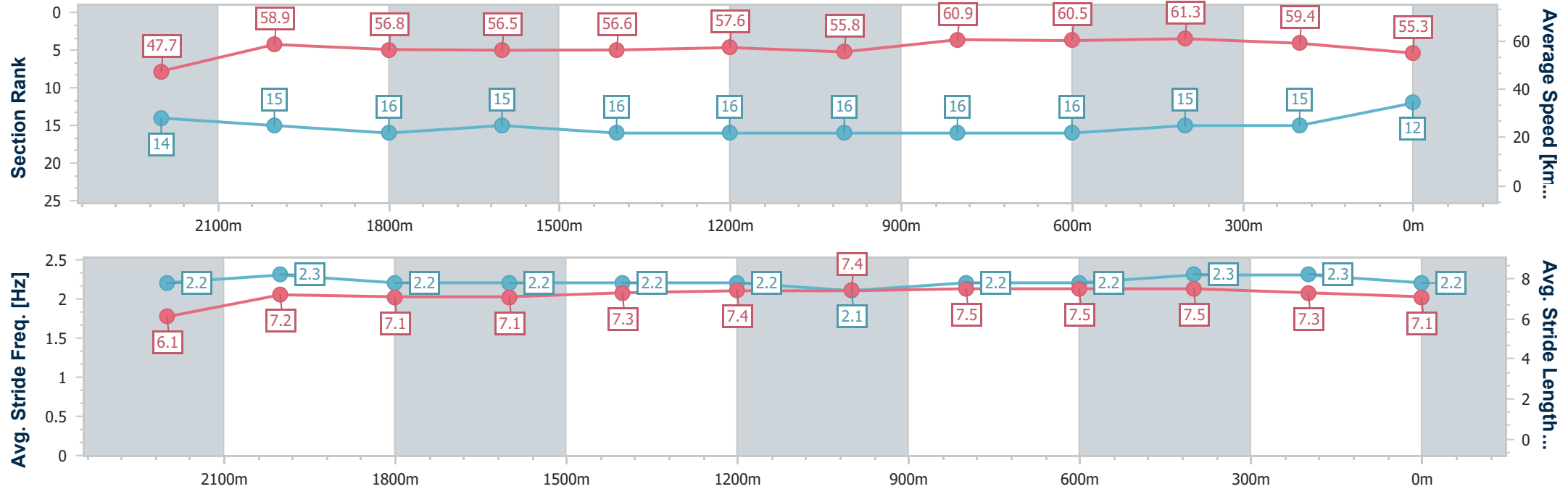


Eagle Farm Professional
Race 9: LADBROKES QUEENSLAND DERBY - GROUP 1 -
2400m
07 June 2025 - 15:55
Track Rating: Soft 5, Weather: Fine, Rail Position: +2m Entire
Course



BRISBANE
RACING CLUB

Section	Overall	2200m	2000m	1800m	1600m	1400m	1200m	1000m	800m	600m	400m	200m	
Section Times	2:32.50 [12] (0:15.16)	2:17.34 [14] (0:12.25)	2:05.09 [15] (0:12.71)	1:52.38 [16] (0:12.87)	1:39.51 [15] (0:12.89)	1:26.62 [16] (0:12.52)	1:14.10 [16] (0:12.96)	1:01.14 [16] (0:12.04)	0:49.10 [16] (0:12.02)	0:37.08 [16] (0:11.89)	0:25.19 [15] (0:12.14)	0:13.05 [15] (0:13.05)	
Average Speed [km/h]	47.7	58.9	56.8	56.5	56.6	57.6	55.8	60.9	60.5	61.3	59.4	55.3	
Top Speed [km/h]	58.0	60.8	58.1	58.8	59.3	60.3	58.2	62.2	62.1	61.7	60.9	57.7	
Avg. Dist. to Rail [m]	11.4	2.1	1.0	2.0	3.1	3.8	4.5	3.5	3.0	2.4	8.1	11.9	
Avg. Stride Freq. [Hz]	2.2	2.3	2.2	2.2	2.2	2.2	2.1	2.2	2.2	2.3	2.3	2.2	
Avg. Stride Length [m]	6.1	7.2	7.1	7.1	7.3	7.4	7.4	7.5	7.5	7.5	7.3	7.1	





Horse/Jockey Name	Beau Dazzler
Final Rank	13
Fastest Section Time (Section)	0:11.92 (600m)
Top Speed [km/h] (Section)	63.8 (600m)
Race State	Finished

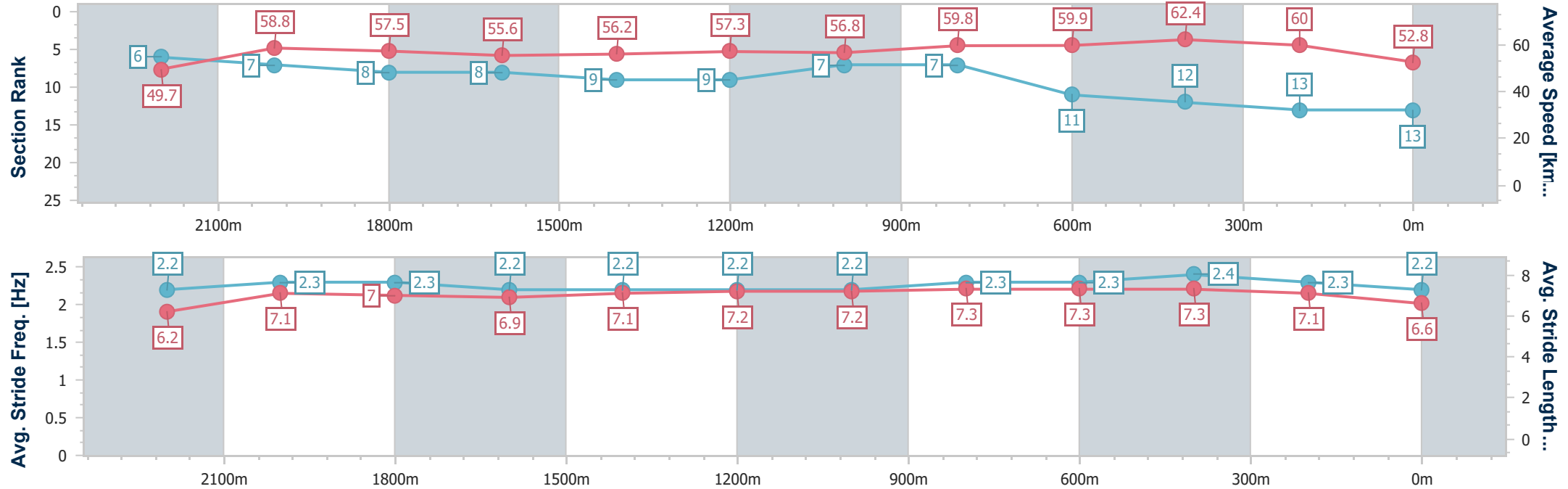


Eagle FarmProfessional
Race 9: LADBROKES QUEENSLAND DERBY - GROUP 1 -
2400m
07 June 2025 - 15:55
Track Rating: Soft 5, Weather: Fine, Rail Position: +2m Entire
Course



BRISBANE
RACING CLUB

Section	Overall	2200m	2000m	1800m	1600m	1400m	1200m	1000m	800m	600m	400m	200m	
Section Times	2:32.95 [13] (0:14.46)	2:18.49 [6] (0:12.26)	2:06.23 [7] (0:12.64)	1:53.59 [8] (0:13.12)	1:40.47 [8] (0:12.91)	1:27.56 [9] (0:12.60)	1:14.96 [9] (0:12.69)	1:02.27 [7] (0:12.22)	0:50.05 [7] (0:12.38)	0:37.67 [11] (0:11.92)	0:25.75 [12] (0:12.00)	0:13.75 [13] (0:13.75)	
Average Speed [km/h]	49.7	58.8	57.5	55.6	56.2	57.3	56.8	59.8	59.9	62.4	60.0	52.8	
Top Speed [km/h]	60.6	60.7	59.6	58.1	58.6	58.7	58.7	60.6	60.8	63.8	62.4	57.1	
Avg. Dist. to Rail [m]	3.4	1.4	1.6	2.8	2.3	2.4	3.4	2.5	6.4	7.0	12.0	12.7	
Avg. Stride Freq. [Hz]	2.2	2.3	2.3	2.2	2.2	2.2	2.2	2.3	2.3	2.4	2.3	2.2	
Avg. Stride Length [m]	6.2	7.1	7.0	6.9	7.1	7.2	7.2	7.3	7.3	7.3	7.1	6.6	





Horse/Jockey Name	Statuario
Final Rank	14
Fastest Section Time (Section)	0:11.84 (600m)
Top Speed [km/h] (Section)	62.0 (600m)
Race State	Finished

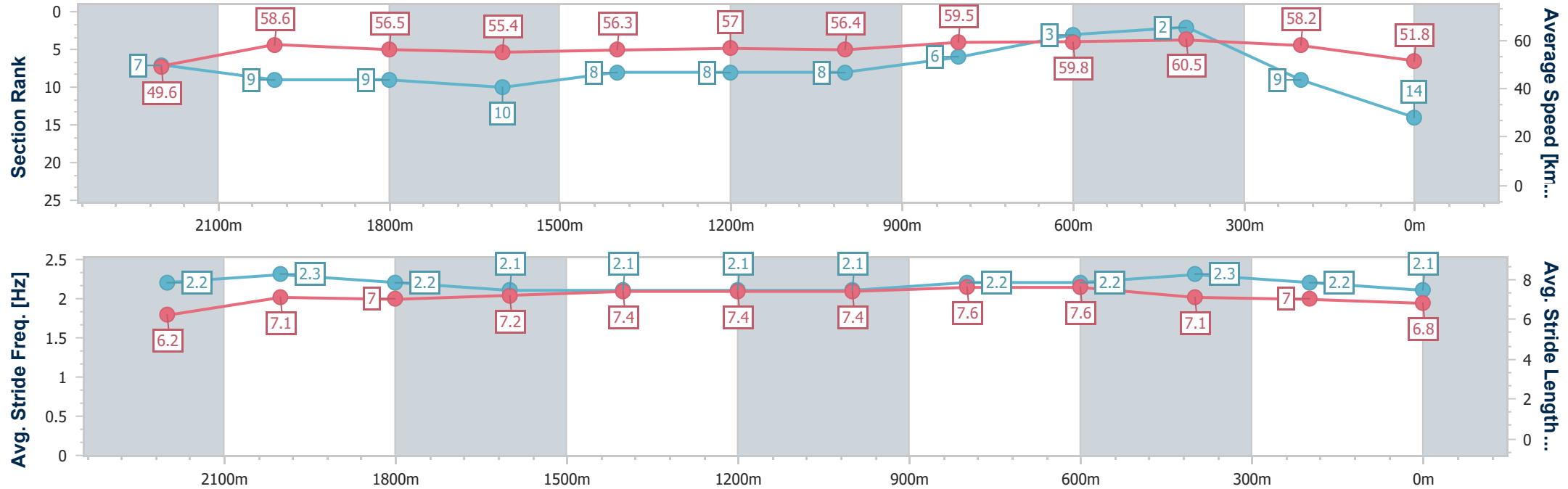


Eagle Farm Professional
Race 9: LADBROKES QUEENSLAND DERBY - GROUP 1 - 2400m
07 June 2025 - 15:55
Track Rating: Soft 5, Weather: Fine, Rail Position: +2m Entire Course



BRISBANE
RACING CLUB

Section	Overall	2200m	2000m	1800m	1600m	1400m	1200m	1000m	800m	600m	400m	200m	
Section Times	2:33.05 [14] (0:14.52)	2:18.53 [7] (0:12.29)	2:06.24 [9] (0:12.77)	1:53.47 [9] (0:13.04)	1:40.43 [10] (0:12.72)	1:27.71 [8] (0:12.64)	1:15.07 [8] (0:12.76)	1:02.31 [8] (0:12.07)	0:50.24 [6] (0:12.02)	0:38.22 [3] (0:11.84)	0:26.38 [2] (0:12.41)	0:13.97 [9] (0:13.97)	
Average Speed [km/h]	49.6	58.6	56.5	55.4	56.3	57.0	56.4	59.5	59.8	60.5	58.2	51.8	
Top Speed [km/h]	60.8	60.8	57.9	57.9	58.4	58.3	59.1	60.3	60.7	62.0	60.0	55.6	
Avg. Dist. to Rail [m]	1.1	0.6	0.8	0.9	1.3	0.9	0.3	0.8	0.6	1.1	7.4	10.9	
Avg. Stride Freq. [Hz]	2.2	2.3	2.2	2.1	2.1	2.1	2.1	2.2	2.2	2.3	2.2	2.1	
Avg. Stride Length [m]	6.2	7.1	7.0	7.2	7.4	7.4	7.4	7.6	7.6	7.1	7.0	6.8	





Horse/Jockey Name	Scintillante
Final Rank	15
Fastest Section Time (Section)	0:11.97 (800m)
Top Speed [km/h] (Section)	62.8 (800m)
Race State	Finished

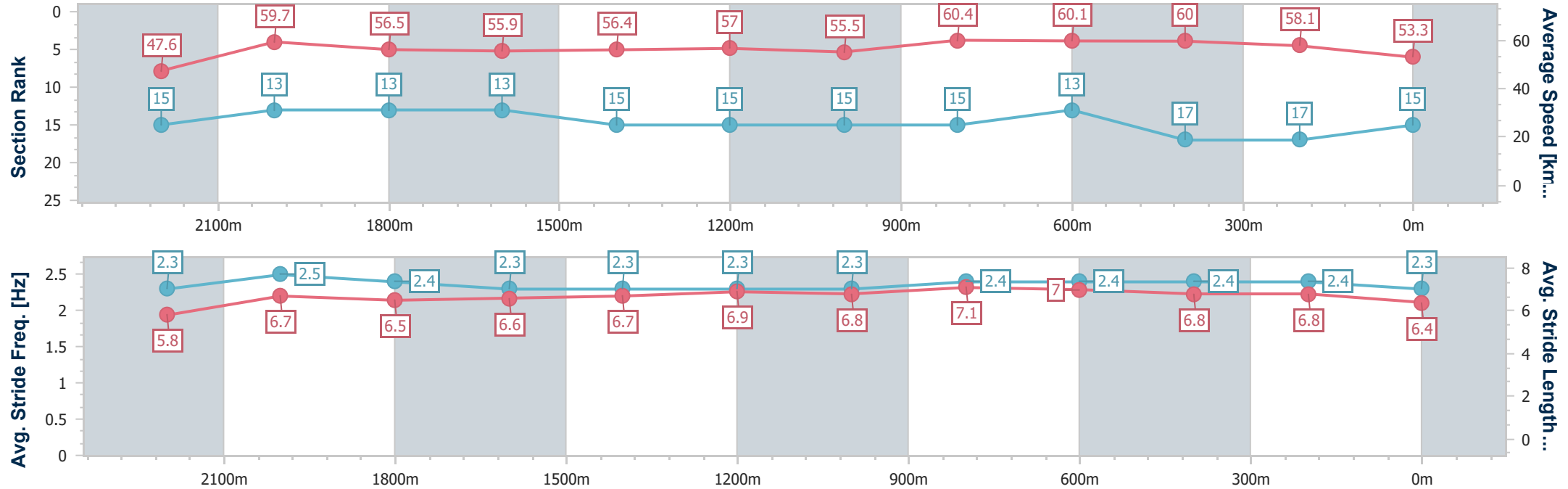


Eagle FarmProfessional
Race 9: LADBROKES QUEENSLAND DERBY - GROUP 1 -
2400m
07 June 2025 - 15:55
Track Rating: Soft 5, Weather: Fine, Rail Position: +2m Entire
Course



BRISBANE
RACING CLUB

Section	Overall	2200m	2000m	1800m	1600m	1400m	1200m	1000m	800m	600m	400m	200m	
Section Times	2:33.32 [15] (0:15.21)	2:18.11 [15] (0:12.02)	2:06.09 [13] (0:12.69)	1:53.40 [13] (0:12.95)	1:40.45 [13] (0:12.84)	1:27.61 [15] (0:12.65)	1:14.96 [15] (0:12.95)	1:02.01 [15] (0:12.03)	0:49.98 [15] (0:11.97)	0:38.01 [13] (0:12.07)	0:25.94 [17] (0:12.37)	0:13.57 [17] (0:13.57)	
Average Speed [km/h]	47.6	59.7	56.5	55.9	56.4	57.0	55.5	60.4	60.1	60.0	58.1	53.3	
Top Speed [km/h]	61.1	61.5	58.9	58.1	58.6	58.6	58.0	61.6	62.8	61.1	61.1	55.9	
Avg. Dist. to Rail [m]	7.6	1.2	1.2	0.9	1.6	1.8	2.5	1.3	0.3	0.8	5.8	6.2	
Avg. Stride Freq. [Hz]	2.3	2.5	2.4	2.3	2.3	2.3	2.3	2.4	2.4	2.4	2.4	2.3	
Avg. Stride Length [m]	5.8	6.7	6.5	6.6	6.7	6.9	6.8	7.1	7.0	6.8	6.8	6.4	





Horse/Jockey Name	The Muffin Man
Final Rank	16
Fastest Section Time (Section)	0:11.63 (2200m)
Top Speed [km/h] (Section)	63.5 (2200m)
Race State	Finished

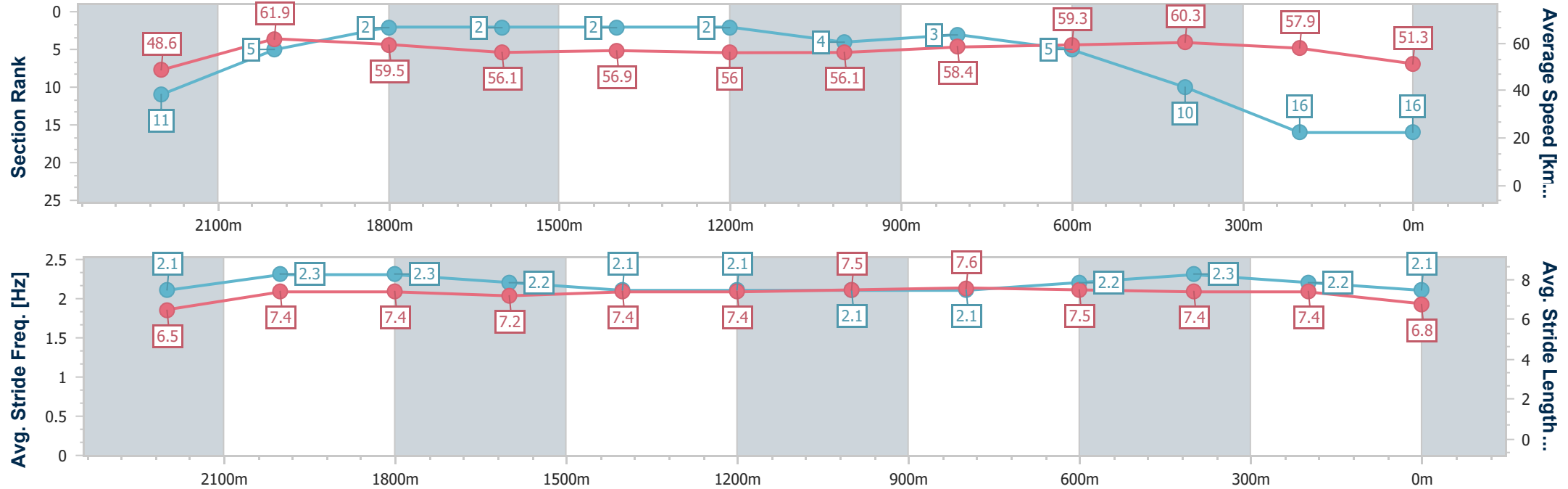


Eagle FarmProfessional
Race 9: LADBROKES QUEENSLAND DERBY - GROUP 1 -
2400m
07 June 2025 - 15:55
Track Rating: Soft 5, Weather: Fine, Rail Position: +2m Entire
Course



BRISBANE
RACING CLUB

Section	Overall	2200m	2000m	1800m	1600m	1400m	1200m	1000m	800m	600m	400m	200m	
Section Times	2:33.65 [16] (0:14.84)	2:18.81 [11] (0:11.63)	2:07.18 [5] (0:12.22)	1:54.96 [2] (0:12.94)	1:42.02 [2] (0:12.79)	1:29.23 [2] (0:12.86)	1:16.37 [2] (0:12.86)	1:03.51 [4] (0:12.48)	0:51.03 [3] (0:12.31)	0:38.72 [5] (0:12.19)	0:26.53 [10] (0:12.47)	0:14.06 [16] (0:14.06)	
Average Speed [km/h]	48.6	61.9	59.5	56.1	56.9	56.0	56.1	58.4	59.3	60.3	57.9	51.3	
Top Speed [km/h]	62.0	63.5	60.9	58.6	57.8	57.6	57.5	59.8	60.5	61.7	59.9	56.1	
Avg. Dist. to Rail [m]	9.5	2.9	1.5	2.4	2.4	2.5	2.4	2.1	3.7	4.0	9.9	11.2	
Avg. Stride Freq. [Hz]	2.1	2.3	2.3	2.2	2.1	2.1	2.1	2.1	2.2	2.3	2.2	2.1	
Avg. Stride Length [m]	6.5	7.4	7.4	7.2	7.4	7.4	7.5	7.6	7.5	7.4	7.4	6.8	





Horse/Jockey Name	Firm Agreement
Final Rank	17
Fastest Section Time (Section)	0:11.89 (600m)
Top Speed [km/h] (Section)	62.2 (800m)
Race State	Finished

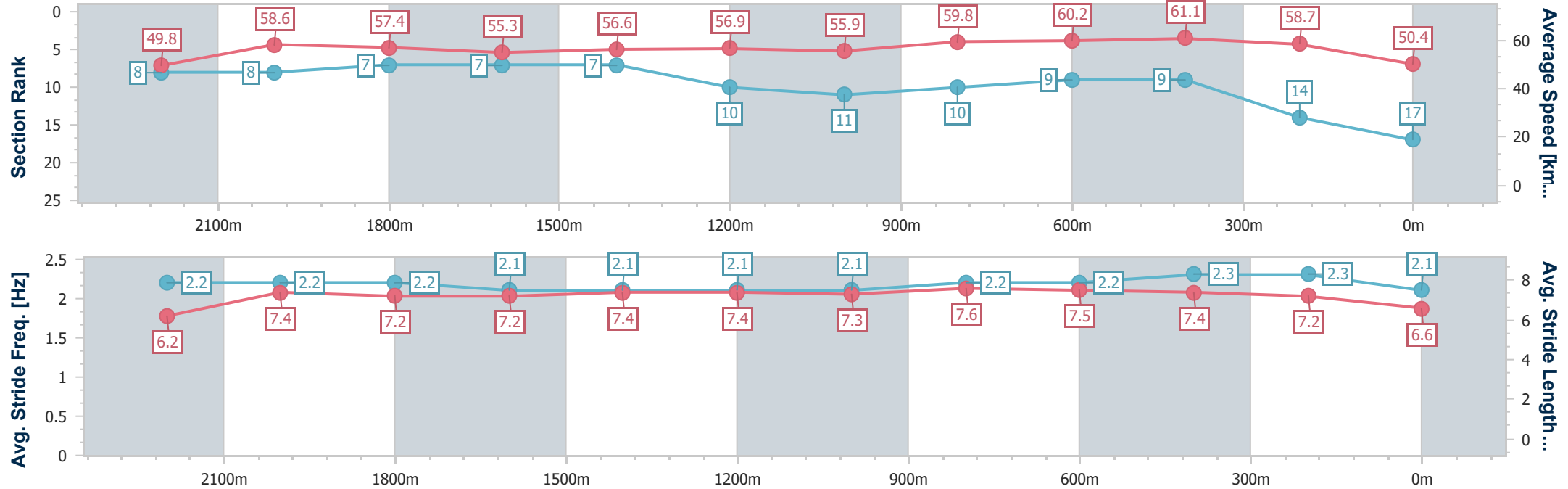


Eagle Farm Professional
Race 9: LADBROKES QUEENSLAND DERBY - GROUP 1 - 2400m
07 June 2025 - 15:55
Track Rating: Soft 5, Weather: Fine, Rail Position: +2m Entire Course



BRISBANE
RACING CLUB

Section	Overall	2200m	2000m	1800m	1600m	1400m	1200m	1000m	800m	600m	400m	200m	
Section Times	2:33.66 [17] (0:14.52)	2:19.14 [8] (0:12.27)	2:06.87 [8] (0:12.53)	1:54.34 [7] (0:13.16)	1:41.18 [7] (0:12.84)	1:28.34 [7] (0:12.70)	1:15.64 [10] (0:12.88)	1:02.76 [11] (0:12.20)	0:50.56 [10] (0:12.07)	0:38.49 [9] (0:11.89)	0:26.60 [9] (0:12.29)	0:14.31 [14] (0:14.31)	
Average Speed [km/h]	49.8	58.6	57.4	55.3	56.6	56.9	55.9	59.8	60.2	61.1	58.7	50.4	
Top Speed [km/h]	60.3	60.1	59.2	58.4	58.1	58.1	58.4	61.3	62.2	61.8	61.4	55.6	
Avg. Dist. to Rail [m]	1.8	0.4	0.7	2.3	2.1	2.5	3.9	2.3	2.0	1.8	6.9	10.2	
Avg. Stride Freq. [Hz]	2.2	2.2	2.2	2.1	2.1	2.1	2.1	2.2	2.2	2.3	2.3	2.1	
Avg. Stride Length [m]	6.2	7.4	7.2	7.2	7.4	7.4	7.3	7.6	7.5	7.4	7.2	6.6	





Eagle Farm Professional
Race 10: MAGIC MILLIONS HELEN COUGHLAN STAKES - LISTED -
1200m

07 June 2025 - 16:30



BRISBANE
RACING CLUB

Track Rating: Soft 5, Weather: Fine, Rail Position: +2m Entire Course

Section						Overall	1000m	800m	600m	400m	200m	Last 600m	
Field Times						1:10.80 (0:13.28)	0:57.52 (0:10.74)	0:46.78 (0:11.35)	0:35.43 (0:11.57)	0:23.86 (0:11.45)	0:12.41 (0:12.41)	0:35.43	
Rank	TAB	Horse/Jockey	Barrier	Top Speed [km/h]	Fastest Section							Margin	Distance Travelled [m]
1	14	ZASZOU	5	66.8	0:11.10	1:10.80 [1]	0:56.69 [14]	0:45.42 [14]	0:34.22 [15]	0:22.97 [13]	0:11.87 [7]	1:10.80	0:34.22
		Ethan Brown		1000m	400m	(0:14.11)	(0:11.27)	(0:11.20)	(0:11.25)	(0:11.10)	(0:11.87)		
2	9	TASHI	3	67.6	0:10.96	1:10.80 [2]	0:57.11 [7]	0:46.15 [7]	0:34.81 [8]	0:23.53 [4]	0:12.23 [3]	0L	0:34.81 +4
		Kerrin McEvoy		1000m	1000m	(0:13.69)	(0:10.96)	(0:11.34)	(0:11.28)	(0:11.30)	(0:12.23)		
3	11	MIDNIGHT IN TOKYO	9	69.2	0:10.87	1:10.87 [3]	0:57.25 [6]	0:46.38 [5]	0:35.07 [4]	0:23.72 [3]	0:12.48 [1]	0.41L	0:35.07 +6
		Jag Guthmann-Chester		1000m	1000m	(0:13.62)	(0:10.87)	(0:11.31)	(0:11.35)	(0:11.24)	(0:12.48)		
4	6	KIN	4	67.7	0:11.04	1:11.03 [4]	0:57.31 [8]	0:46.27 [8]	0:34.95 [9]	0:23.44 [9]	0:12.21 [6]	1.37L	0:34.95 +8
		James McDonald		1000m	1000m	(0:13.72)	(0:11.04)	(0:11.32)	(0:11.51)	(0:11.23)	(0:12.21)		
5	2	INFANCY	12	68.0	0:11.05	1:11.09 [5]	0:56.76 [16]	0:45.64 [16]	0:34.50 [16]	0:23.20 [15]	0:12.15 [8]	1.74L	0:34.50 +8
		Jason Collett		1000m	400m	(0:14.33)	(0:11.12)	(0:11.14)	(0:11.30)	(0:11.05)	(0:12.15)		
6	4	BUBBA'S BAY	14	71.1	0:10.74	1:11.22 [6]	0:57.94 [1]	0:47.20 [1]	0:35.85 [1]	0:24.28 [1]	0:12.70 [2]	2.46L	0:35.85 +10
		Andrew Mallyon		1000m	1000m	(0:13.28)	(0:10.74)	(0:11.35)	(0:11.57)	(0:11.58)	(0:12.70)		
7	22	RED DEFCON	1	66.7	0:10.98	1:11.37 [7]	0:57.47 [9]	0:46.49 [10]	0:35.19 [11]	0:23.81 [8]	0:12.39 [10]	3.35L	0:35.19 +1
		Cejay Graham		1000m	1000m	(0:13.90)	(0:10.98)	(0:11.30)	(0:11.38)	(0:11.42)	(0:12.39)		
8	3	TERRA MATER	7	68.7	0:10.98	1:11.46 [8]	0:58.06 [2]	0:47.08 [4]	0:35.62 [5]	0:24.16 [5]	0:12.76 [5]	3.91L	0:35.62 +4
		Michael Rodd		Overall	1000m	(0:13.40)	(0:10.98)	(0:11.46)	(0:11.46)	(0:11.40)	(0:12.76)		
9	1	COEUR VOLANTE	8	67.3	0:11.13	1:11.47 [9]	0:57.40 [12]	0:46.27 [12]	0:35.09 [13]	0:23.69 [12]	0:12.35 [11]	3.96L	0:35.09 +11
		Mark Zahra		800m	1000m	(0:14.07)	(0:11.13)	(0:11.18)	(0:11.40)	(0:11.34)	(0:12.35)		
10	15	FORTUNATE KISS	10	67.6	0:11.11	1:11.47 [10]	0:57.38 [13]	0:46.25 [13]	0:35.14 [12]	0:23.59 [14]	0:12.24 [14]	3.97L	0:35.14 +12
		Rachel King		800m	800m	(0:14.09)	(0:11.13)	(0:11.11)	(0:11.55)	(0:11.35)	(0:12.24)		

Scratched: Cigar Flick (#12), Austmarr (#20), Zoubaby (#18), A Little Deep (#21), Floozie (#7), Kazou (#10), Enterprise Lucia (#23)

Report Created: Sat 7 June 2025 16:59 GMT+10 (Note: Timing is based on position data)

Page 1/18

[] Ranking at each section and finish
-:-:- No data available at this section
NA No data available

SCN Saddle cloth number
DNF Did not finish
DNT Did not track

data processed by  TRIPLESDATA



Eagle Farm Professional
Race 10: MAGIC MILLIONS HELEN COUGHLAN STAKES - LISTED -
1200m

07 June 2025 - 16:30



BRISBANE
RACING CLUB

Track Rating: Soft 5, Weather: Fine, Rail Position: +2m Entire Course

Section						Overall	1000m	800m	600m	400m	200m	Last 600m		
Field Times						1:10.80 (0:13.28)	0:57.52 (0:10.74)	0:46.78 (0:11.35)	0:35.43 (0:11.57)	0:23.86 (0:11.45)	0:12.41 (0:12.41)	0:35.43		
Rank	TAB	Horse/Jockey	Barrier	Top Speed [km/h]	Fastest Section							Margin	Distance Travelled [m]	
11	13	NAVYONTHEHIGHWAY	16	70.3	0:10.77	1:11.58 [11]	0:58.14 [3]	0:47.37 [2]	0:36.07 [2]	0:24.50 [2]	0:12.97 [4]	4.59L	0:36.07	+7
		Tommy Berry		Overall	1000m	(0:13.44)	(0:10.77)	(0:11.30)	(0:11.57)	(0:11.53)	(0:12.97)			
12	19	DIRTY DANCING	2	67.7	0:10.97	1:11.65 [12]	0:58.08 [5]	0:47.11 [6]	0:35.67 [7]	0:24.25 [6]	0:12.69 [9]	5.03L	0:35.67	+6
		Jake Bayliss		1000m	1000m	(0:13.57)	(0:10.97)	(0:11.44)	(0:11.42)	(0:11.56)	(0:12.69)			
13	5	COMRADE ROSA	19	67.7	0:11.09	1:11.74 [13]	0:57.44 [15]	0:46.31 [15]	0:35.22 [14]	0:23.76 [16]	0:12.42 [15]	5.54L	0:35.22	+10
		Craig Williams		800m	800m	(0:14.30)	(0:11.13)	(0:11.09)	(0:11.46)	(0:11.34)	(0:12.42)			
14	8	VIENNA PRINCESS	6	67.3	0:11.10	1:12.22 [14]	0:58.32 [9]	0:47.22 [11]	0:36.05 [10]	0:24.45 [11]	0:13.05 [12]	8.35L	0:36.05	+8
		Tim Clark		1000m	1000m	(0:13.90)	(0:11.10)	(0:11.17)	(0:11.60)	(0:11.40)	(0:13.05)			
15	17	MAHBABY	11	68.7	0:10.85	1:12.33 [15]	0:58.34 [11]	0:47.49 [9]	0:36.36 [6]	0:24.57 [10]	0:12.91 [16]	9.03L	0:36.36	+17
		Cody Collis		1000m	1000m	(0:13.99)	(0:10.85)	(0:11.13)	(0:11.79)	(0:11.66)	(0:12.91)			
16	16	SASSY MERLOT	13	68.1	0:10.93	1:12.40 [16]	0:58.96 [4]	0:48.03 [3]	0:36.62 [3]	0:24.92 [7]	0:13.21 [13]	9.42L	0:36.62	+4
		Kyle Wilson-Taylor		1000m	1000m	(0:13.44)	(0:10.93)	(0:11.41)	(0:11.70)	(0:11.71)	(0:13.21)			

Scratched: Cigar Flick (#12), Austmarr (#20), Zoubaby (#18), A Little Deep (#21), Floozie (#7), Kazou (#10), Enterprise Lucia (#23)



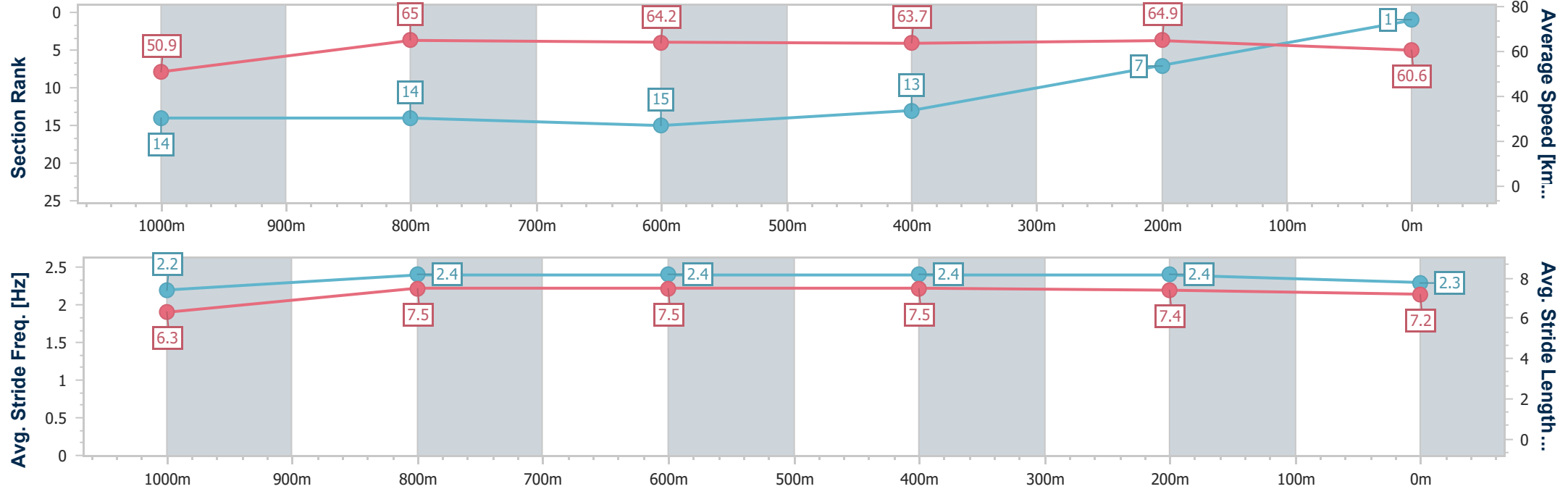
Horse/Jockey Name	Zaszou
Final Rank	1
Fastest Section Time (Section)	0:11.10 (400m)
Top Speed [km/h] (Section)	66.8 (1000m)
Race State	Finished



Eagle FarmProfessional
Race 10: MAGIC MILLIONS HELEN COUGHLAN STAKES - LISTED - 1200m
07 June 2025 - 16:30
Track Rating: Soft 5, Weather: Fine, Rail Position: +2m Entire Course



Section	Overall	1000m	800m	600m	400m	200m								
Section Times	1:10.80 [1] (0:14.11)	0:56.69 [14] (0:11.27)	0:45.42 [14] (0:11.20)	0:34.22 [15] (0:11.25)	0:22.97 [13] (0:11.10)	0:11.87 [7] (0:11.87)								
Average Speed [km/h]	50.9	65.0	64.2	63.7	64.9	60.6								
Top Speed [km/h]	65.7	66.8	66.4	65.6	66.1	64.1								
Avg. Dist. to Rail [m]	4.0	2.7	0.7	1.5	4.1	5.9								
Avg. Stride Freq. [Hz]	2.2	2.4	2.4	2.4	2.4	2.3								
Avg. Stride Length [m]	6.3	7.5	7.5	7.5	7.4	7.2								





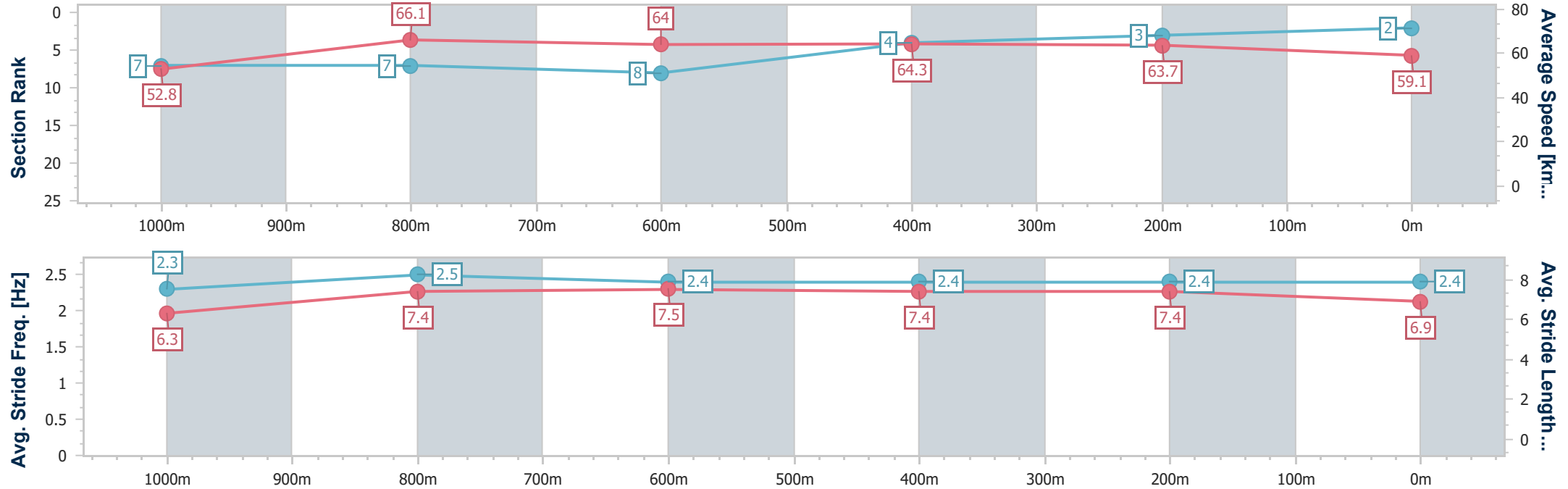
Horse/Jockey Name	Tashi
Final Rank	2
Fastest Section Time (Section)	0:10.96 (1000m)
Top Speed [km/h] (Section)	67.6 (1000m)
Race State	Finished



Eagle FarmProfessional
Race 10: MAGIC MILLIONS HELEN COUGHLAN STAKES -
LISTED - 1200m
07 June 2025 - 16:30
Track Rating: Soft 5, Weather: Fine, Rail Position: +2m Entire
Course



Section	Overall	1000m	800m	600m	400m	200m								
Section Times	1:10.80 [2] (0:13.69)	0:57.11 [7] (0:10.96)	0:46.15 [7] (0:11.34)	0:34.81 [8] (0:11.28)	0:23.53 [4] (0:11.30)	0:12.23 [3] (0:12.23)								
Average Speed [km/h]	52.8	66.1	64.0	64.3	63.7	59.1								
Top Speed [km/h]	66.6	67.6	64.8	65.8	65.6	61.9								
Avg. Dist. to Rail [m]	2.8	1.7	1.2	2.1	8.6	8.1								
Avg. Stride Freq. [Hz]	2.3	2.5	2.4	2.4	2.4	2.4								
Avg. Stride Length [m]	6.3	7.4	7.5	7.4	7.4	6.9								



[] Ranking at each section and finish
-.-.- No data available at this section
NA No data available



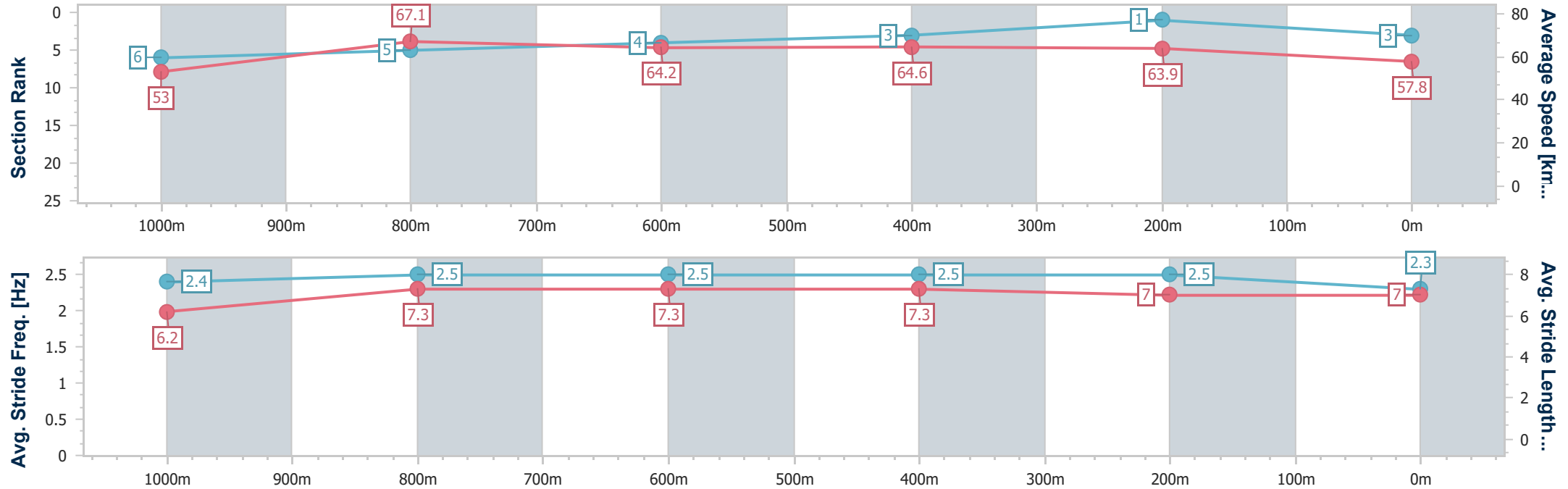
Horse/Jockey Name	Midnight In Tokyo
Final Rank	3
Fastest Section Time (Section)	0:10.87 (1000m)
Top Speed [km/h] (Section)	69.2 (1000m)
Race State	Finished



Eagle FarmProfessional
Race 10: MAGIC MILLIONS HELEN COUGHLAN STAKES -
LISTED - 1200m
07 June 2025 - 16:30
Track Rating: Soft 5, Weather: Fine, Rail Position: +2m Entire
Course



Section	Overall	1000m	800m	600m	400m	200m								
Section Times	1:10.87 [3] (0:13.62)	0:57.25 [6] (0:10.87)	0:46.38 [5] (0:11.31)	0:35.07 [4] (0:11.35)	0:23.72 [3] (0:11.24)	0:12.48 [1] (0:12.48)								
Average Speed [km/h]	53.0	67.1	64.2	64.6	63.9	57.8								
Top Speed [km/h]	66.7	69.2	65.8	64.8	65.4	61.2								
Avg. Dist. to Rail [m]	5.6	2.2	2.5	3.2	9.5	9.9								
Avg. Stride Freq. [Hz]	2.4	2.5	2.5	2.5	2.5	2.3								
Avg. Stride Length [m]	6.2	7.3	7.3	7.3	7.0	7.0								





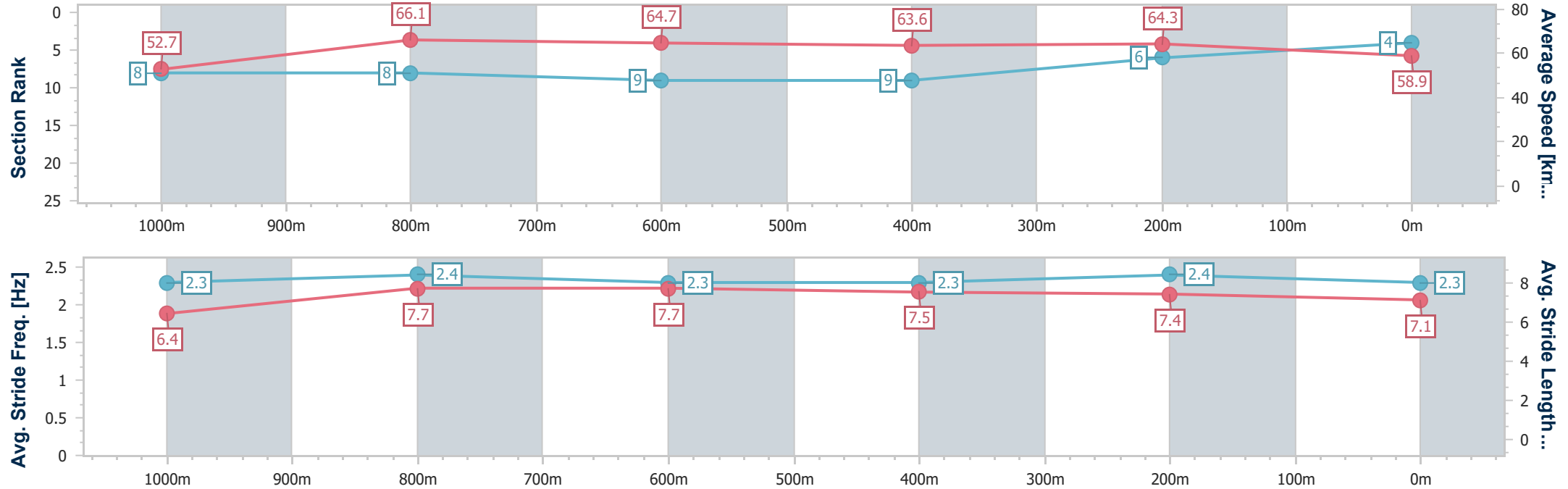
Horse/Jockey Name	Kin
Final Rank	4
Fastest Section Time (Section)	0:11.04 (1000m)
Top Speed [km/h] (Section)	67.7 (1000m)
Race State	Finished



Eagle FarmProfessional
Race 10: MAGIC MILLIONS HELEN COUGHLAN STAKES -
LISTED - 1200m
07 June 2025 - 16:30
Track Rating: Soft 5, Weather: Fine, Rail Position: +2m Entire
Course



Section	Overall	1000m	800m	600m	400m	200m								
Section Times	1:11.03 [4] (0:13.72)	0:57.31 [8] (0:11.04)	0:46.27 [8] (0:11.32)	0:34.95 [9] (0:11.51)	0:23.44 [9] (0:11.23)	0:12.21 [6] (0:12.21)								
Average Speed [km/h]	52.7	66.1	64.7	63.6	64.3	58.9								
Top Speed [km/h]	66.4	67.7	67.0	65.2	65.7	61.8								
Avg. Dist. to Rail [m]	3.7	3.3	3.0	3.7	9.7	10.7								
Avg. Stride Freq. [Hz]	2.3	2.4	2.3	2.3	2.4	2.3								
Avg. Stride Length [m]	6.4	7.7	7.7	7.5	7.4	7.1								



[] Ranking at each section and finish
-.-.- No data available at this section
NA No data available



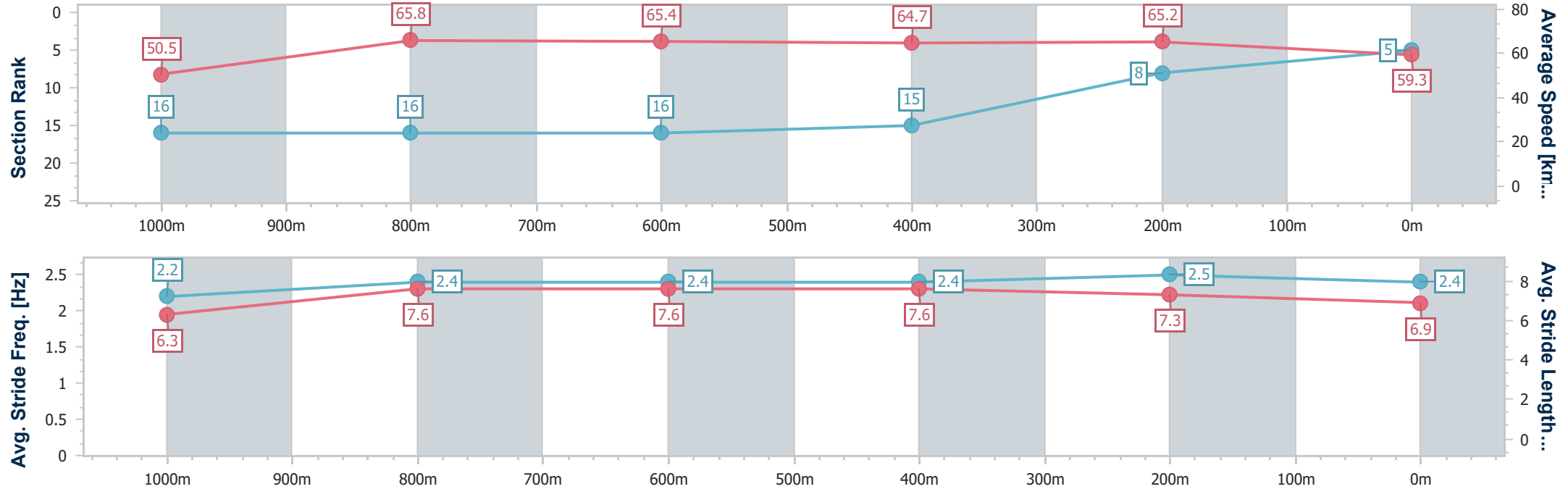
Horse/Jockey Name	Infancy
Final Rank	5
Fastest Section Time (Section)	0:11.05 (400m)
Top Speed [km/h] (Section)	68.0 (1000m)
Race State	Finished



Eagle FarmProfessional
Race 10: MAGIC MILLIONS HELEN COUGHLAN STAKES -
LISTED - 1200m
07 June 2025 - 16:30
Track Rating: Soft 5, Weather: Fine, Rail Position: +2m Entire
Course



Section	Overall	1000m	800m	600m	400m	200m								
Section Times	1:11.09 [5] (0:14.33)	0:56.76 [16] (0:11.12)	0:45.64 [16] (0:11.14)	0:34.50 [16] (0:11.30)	0:23.20 [15] (0:11.05)	0:12.15 [8] (0:12.15)								
Average Speed [km/h]	50.5	65.8	65.4	64.7	65.2	59.3								
Top Speed [km/h]	65.3	68.0	68.0	66.4	66.8	63.3								
Avg. Dist. to Rail [m]	9.0	3.7	2.4	3.3	9.9	10.6								
Avg. Stride Freq. [Hz]	2.2	2.4	2.4	2.4	2.5	2.4								
Avg. Stride Length [m]	6.3	7.6	7.6	7.6	7.3	6.9								



[] Ranking at each section and finish
-.-.- No data available at this section
NA No data available



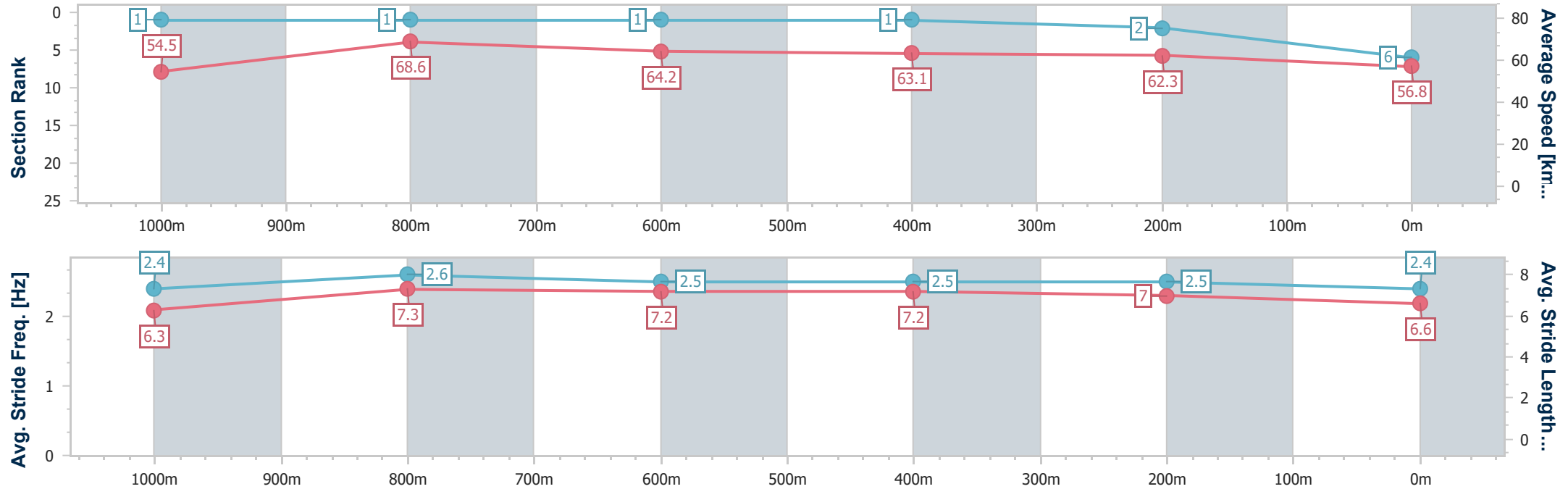
Horse/Jockey Name	Bubba's Bay
Final Rank	6
Fastest Section Time (Section)	0:10.74 (1000m)
Top Speed [km/h] (Section)	71.1 (1000m)
Race State	Finished



Eagle FarmProfessional
Race 10: MAGIC MILLIONS HELEN COUGHLAN STAKES -
LISTED - 1200m
07 June 2025 - 16:30
Track Rating: Soft 5, Weather: Fine, Rail Position: +2m Entire
Course



Section	Overall	1000m	800m	600m	400m	200m								
Section Times	1:11.22 [6] (0:13.28)	0:57.94 [1] (0:10.74)	0:47.20 [1] (0:11.35)	0:35.85 [1] (0:11.57)	0:24.28 [1] (0:11.58)	0:12.70 [2] (0:12.70)								
Average Speed [km/h]	54.5	68.6	64.2	63.1	62.3	56.8								
Top Speed [km/h]	69.8	71.1	66.0	63.9	63.9	59.9								
Avg. Dist. to Rail [m]	11.6	4.9	2.5	3.3	8.0	8.4								
Avg. Stride Freq. [Hz]	2.4	2.6	2.5	2.5	2.5	2.4								
Avg. Stride Length [m]	6.3	7.3	7.2	7.2	7.0	6.6								





Horse/Jockey Name	Red Defcon
Final Rank	7
Fastest Section Time (Section)	0:10.98 (1000m)
Top Speed [km/h] (Section)	66.7 (1000m)
Race State	Finished

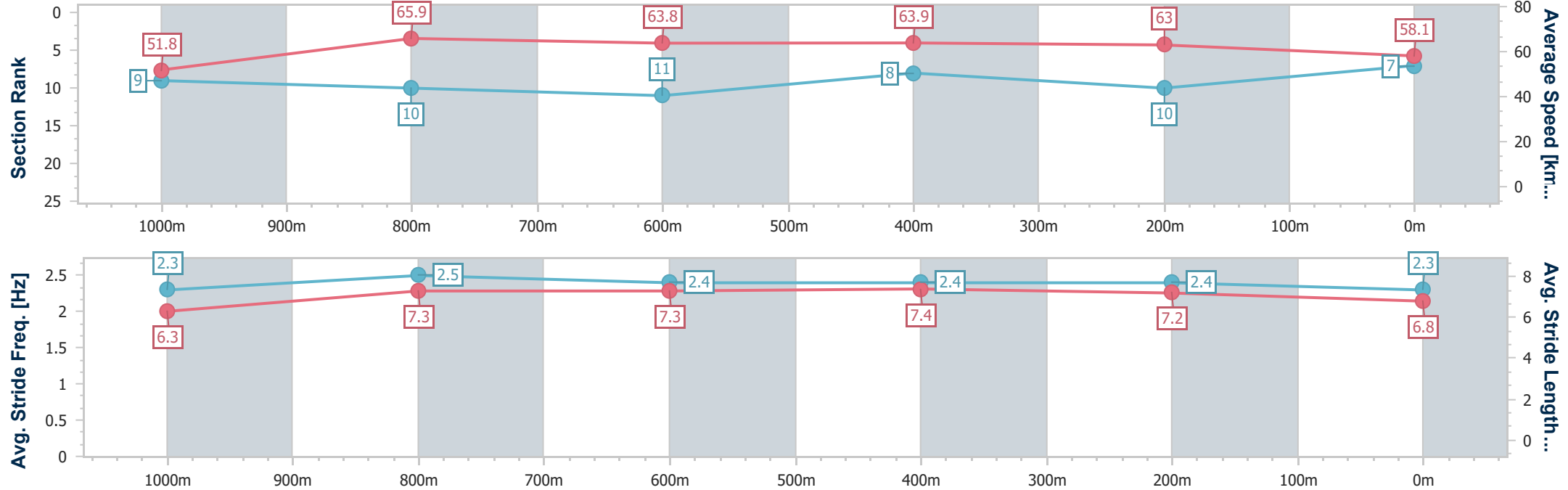


Eagle FarmProfessional
Race 10: MAGIC MILLIONS HELEN COUGHLAN STAKES -
LISTED - 1200m
07 June 2025 - 16:30
Track Rating: Soft 5, Weather: Fine, Rail Position: +2m Entire
Course



BRISBANE
RACING CLUB

Section	Overall	1000m	800m	600m	400m	200m							
Section Times	1:11.37 [7] (0:13.90)	0:57.47 [9] (0:10.98)	0:46.49 [10] (0:11.30)	0:35.19 [11] (0:11.38)	0:23.81 [8] (0:11.42)	0:12.39 [10] (0:12.39)							
Average Speed [km/h]	51.8	65.9	63.8	63.9	63.0	58.1							
Top Speed [km/h]	65.3	66.7	65.9	64.4	64.4	61.5							
Avg. Dist. to Rail [m]	0.9	1.1	0.4	1.9	6.5	6.2							
Avg. Stride Freq. [Hz]	2.3	2.5	2.4	2.4	2.4	2.3							
Avg. Stride Length [m]	6.3	7.3	7.3	7.4	7.2	6.8							





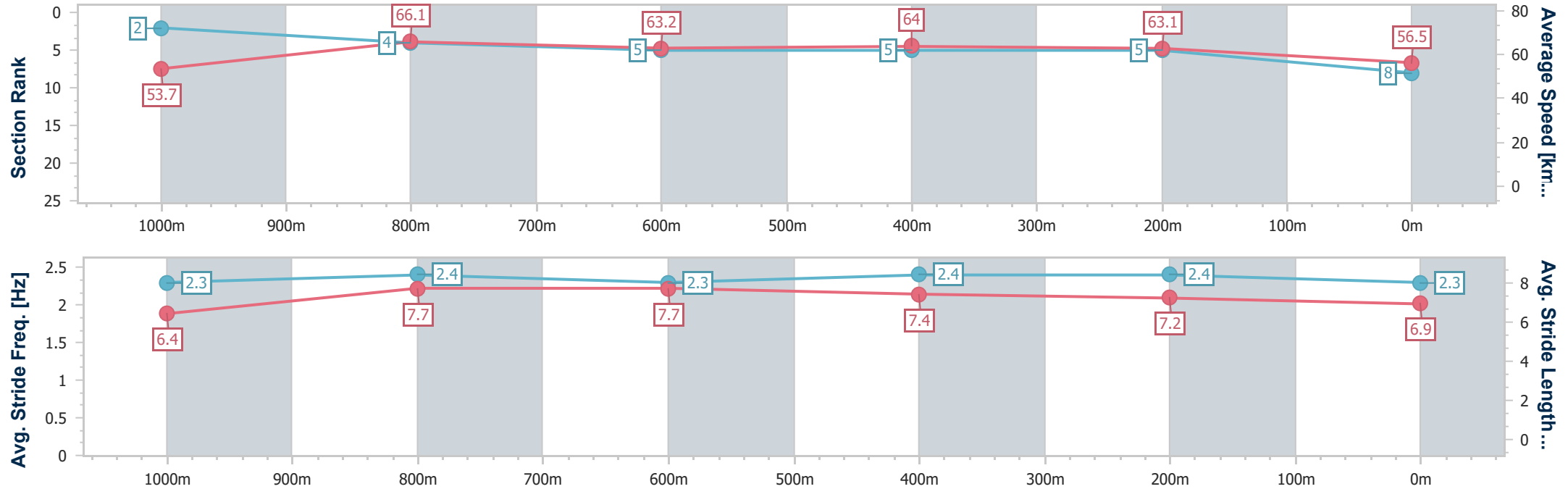
Horse/Jockey Name	Terra Mater
Final Rank	8
Fastest Section Time (Section)	0:10.98 (1000m)
Top Speed [km/h] (Section)	68.7 (Overall)
Race State	Finished



Eagle FarmProfessional
Race 10: MAGIC MILLIONS HELEN COUGHLAN STAKES -
LISTED - 1200m
07 June 2025 - 16:30
Track Rating: Soft 5, Weather: Fine, Rail Position: +2m Entire
Course



Section	Overall	1000m	800m	600m	400m	200m								
Section Times	1:11.46 [8] (0:13.40)	0:58.06 [2] (0:10.98)	0:47.08 [4] (0:11.46)	0:35.62 [5] (0:11.46)	0:24.16 [5] (0:11.40)	0:12.76 [5] (0:12.76)								
Average Speed [km/h]	53.7	66.1	63.2	64.0	63.1	56.5								
Top Speed [km/h]	68.7	67.9	65.2	65.3	65.4	61.4								
Avg. Dist. to Rail [m]	5.1	1.0	1.6	4.0	11.2	10.8								
Avg. Stride Freq. [Hz]	2.3	2.4	2.3	2.4	2.4	2.3								
Avg. Stride Length [m]	6.4	7.7	7.7	7.4	7.2	6.9								



[] Ranking at each section and finish
-.-.- No data available at this section
NA No data available



Horse/Jockey Name	Coeur Volante
Final Rank	9
Fastest Section Time (Section)	0:11.13 (1000m)
Top Speed [km/h] (Section)	67.3 (800m)
Race State	Finished

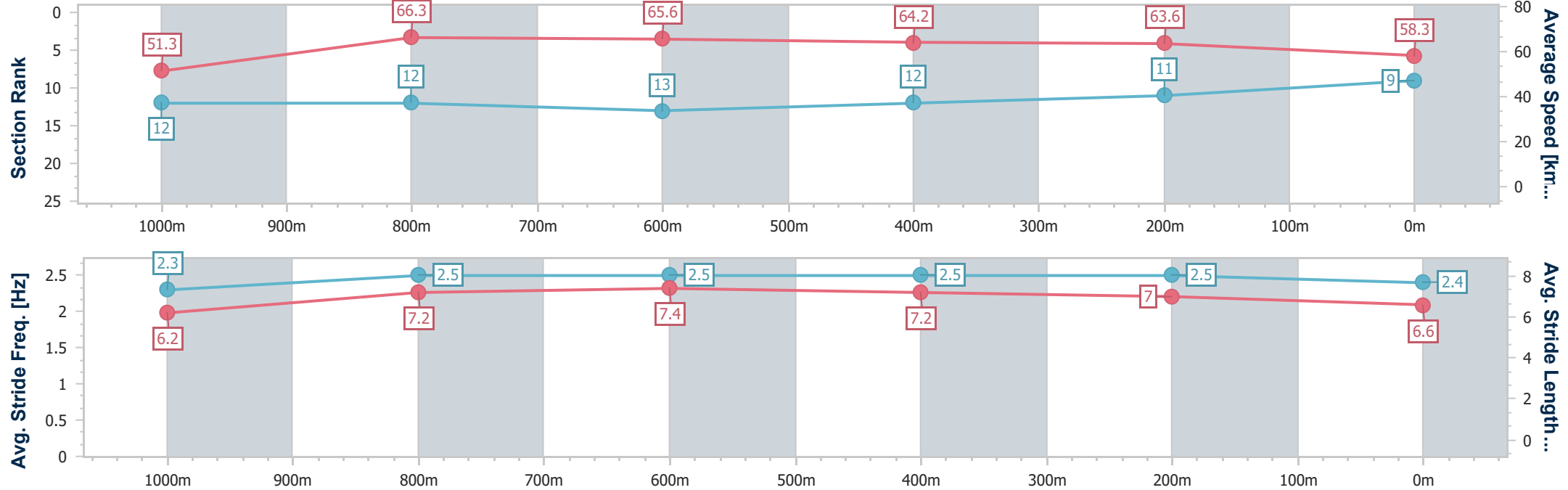


Eagle FarmProfessional
Race 10: MAGIC MILLIONS HELEN COUGHLAN STAKES -
LISTED - 1200m
07 June 2025 - 16:30
Track Rating: Soft 5, Weather: Fine, Rail Position: +2m Entire
Course



BRISBANE
RACING CLUB

Section	Overall	1000m	800m	600m	400m	200m							
Section Times	1:11.47 [9] (0:14.07)	0:57.40 [12] (0:11.13)	0:46.27 [12] (0:11.18)	0:35.09 [13] (0:11.40)	0:23.69 [12] (0:11.34)	0:12.35 [11] (0:12.35)							
Average Speed [km/h]	51.3	66.3	65.6	64.2	63.6	58.3							
Top Speed [km/h]	64.9	67.3	67.3	65.2	65.0	61.4							
Avg. Dist. to Rail [m]	7.0	4.7	3.9	4.0	10.9	11.9							
Avg. Stride Freq. [Hz]	2.3	2.5	2.5	2.5	2.5	2.4							
Avg. Stride Length [m]	6.2	7.2	7.4	7.2	7.0	6.6							





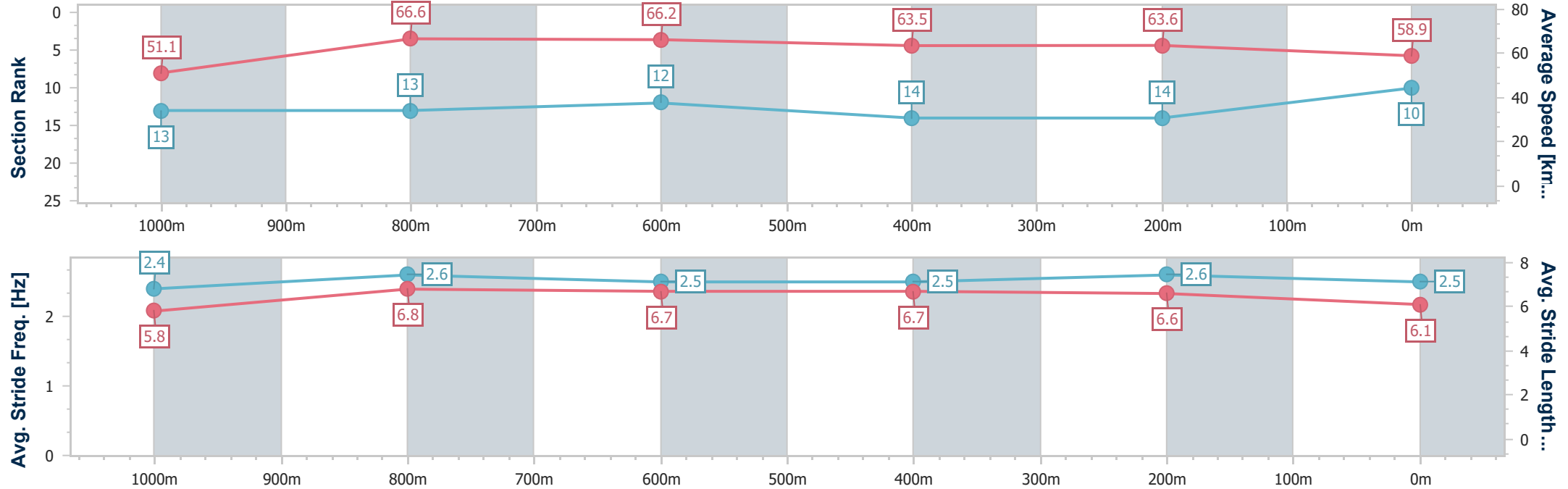
Horse/Jockey Name	Fortunate Kiss
Final Rank	10
Fastest Section Time (Section)	0:11.11 (800m)
Top Speed [km/h] (Section)	67.6 (800m)
Race State	Finished



Eagle FarmProfessional
Race 10: MAGIC MILLIONS HELEN COUGHLAN STAKES -
LISTED - 1200m
07 June 2025 - 16:30
Track Rating: Soft 5, Weather: Fine, Rail Position: +2m Entire
Course



Section	Overall	1000m	800m	600m	400m	200m							
Section Times	1:11.47 [10] (0:14.09)	0:57.38 [13] (0:11.13)	0:46.25 [13] (0:11.11)	0:35.14 [12] (0:11.55)	0:23.59 [14] (0:11.35)	0:12.24 [14] (0:12.24)							
Average Speed [km/h]	51.1	66.6	66.2	63.5	63.6	58.9							
Top Speed [km/h]	65.8	67.5	67.6	64.9	65.5	61.7							
Avg. Dist. to Rail [m]	7.8	5.0	4.3	4.5	11.6	12.7							
Avg. Stride Freq. [Hz]	2.4	2.6	2.5	2.5	2.6	2.5							
Avg. Stride Length [m]	5.8	6.8	6.7	6.7	6.6	6.1							



[] Ranking at each section and finish
-.-.- No data available at this section
NA No data available



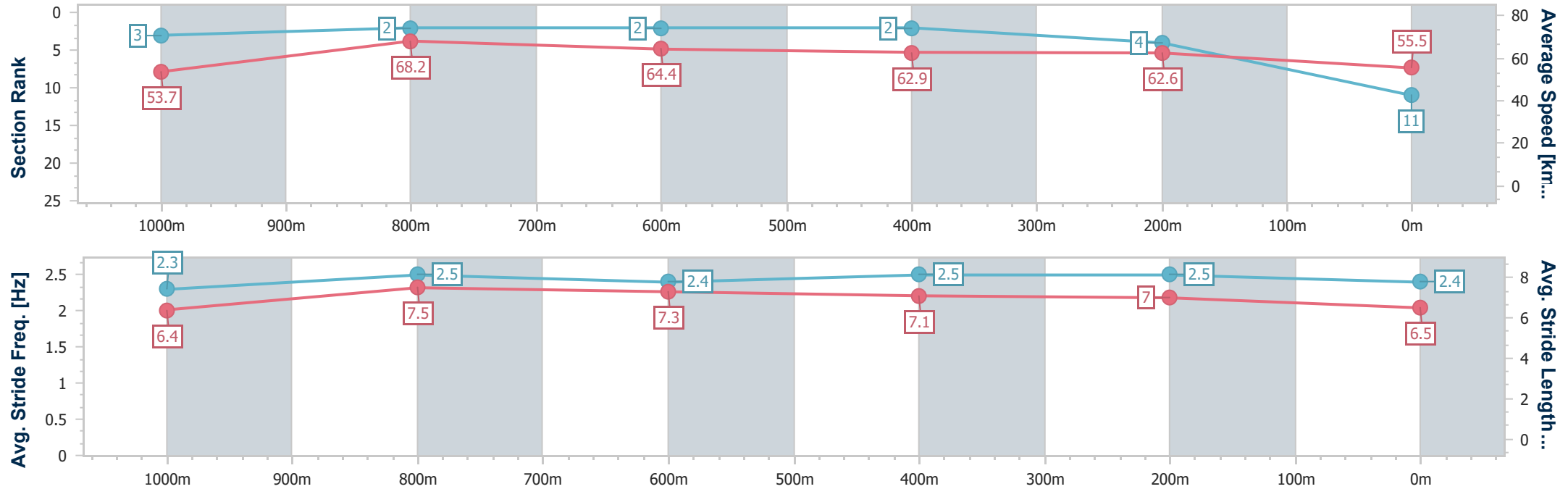
Horse/Jockey Name	Navyonthehighway
Final Rank	11
Fastest Section Time (Section)	0:10.77 (1000m)
Top Speed [km/h] (Section)	70.3 (Overall)
Race State	Finished



Eagle FarmProfessional
Race 10: MAGIC MILLIONS HELEN COUGHLAN STAKES -
LISTED - 1200m
07 June 2025 - 16:30
Track Rating: Soft 5, Weather: Fine, Rail Position: +2m Entire
Course



Section	Overall	1000m	800m	600m	400m	200m								
Section Times	1:11.58 [11] (0:13.44)	0:58.14 [3] (0:10.77)	0:47.37 [2] (0:11.30)	0:36.07 [2] (0:11.57)	0:24.50 [2] (0:11.53)	0:12.97 [4] (0:12.97)								
Average Speed [km/h]	53.7	68.2	64.4	62.9	62.6	55.5								
Top Speed [km/h]	70.3	70.2	66.4	64.0	64.7	60.0								
Avg. Dist. to Rail [m]	12.3	3.8	1.4	2.8	8.1	8.1								
Avg. Stride Freq. [Hz]	2.3	2.5	2.4	2.5	2.5	2.4								
Avg. Stride Length [m]	6.4	7.5	7.3	7.1	7.0	6.5								





Horse/Jockey Name	Dirty Dancing
Final Rank	12
Fastest Section Time (Section)	0:10.97 (1000m)
Top Speed [km/h] (Section)	67.7 (1000m)
Race State	Finished

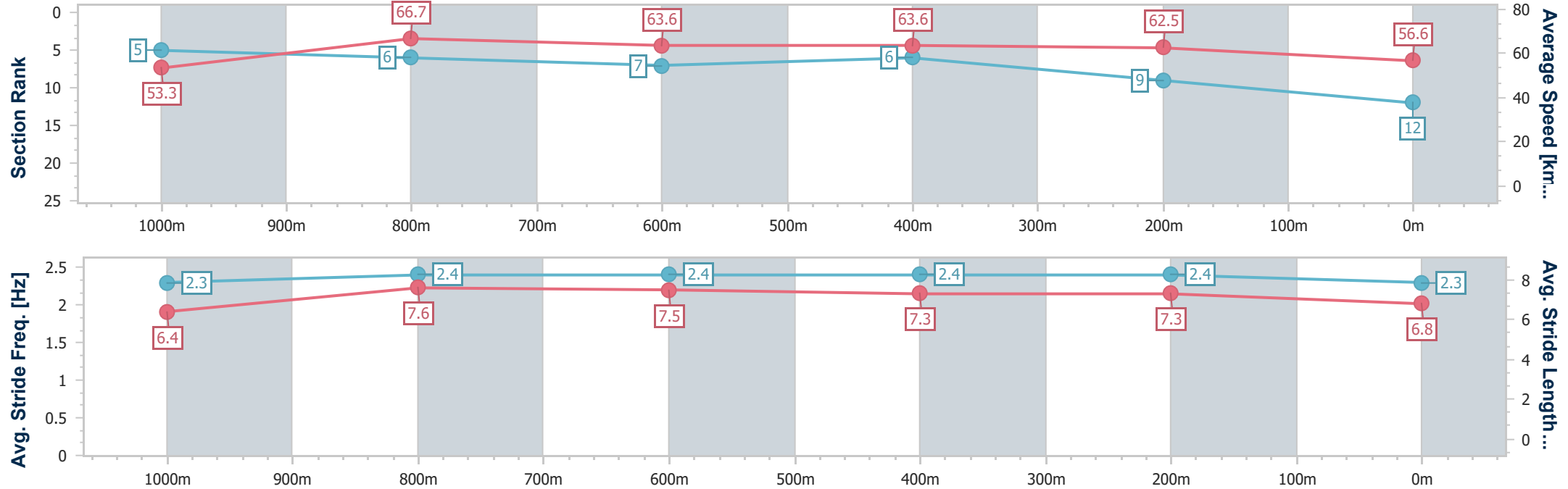


Eagle FarmProfessional
Race 10: MAGIC MILLIONS HELEN COUGHLAN STAKES -
LISTED - 1200m
07 June 2025 - 16:30
Track Rating: Soft 5, Weather: Fine, Rail Position: +2m Entire
Course



BRISBANE
RACING CLUB

Section	Overall	1000m	800m	600m	400m	200m							
Section Times	1:11.65 [12] (0:13.57)	0:58.08 [5] (0:10.97)	0:47.11 [6] (0:11.44)	0:35.67 [7] (0:11.42)	0:24.25 [6] (0:11.56)	0:12.69 [9] (0:12.69)							
Average Speed [km/h]	53.3	66.7	63.6	63.6	62.5	56.6							
Top Speed [km/h]	66.9	67.7	65.9	64.8	65.0	60.7							
Avg. Dist. to Rail [m]	1.8	3.0	2.5	2.6	9.0	8.7							
Avg. Stride Freq. [Hz]	2.3	2.4	2.4	2.4	2.4	2.3							
Avg. Stride Length [m]	6.4	7.6	7.5	7.3	7.3	6.8							





Horse/Jockey Name	Comrade Rosa
Final Rank	13
Fastest Section Time (Section)	0:11.09 (800m)
Top Speed [km/h] (Section)	67.7 (800m)
Race State	Finished

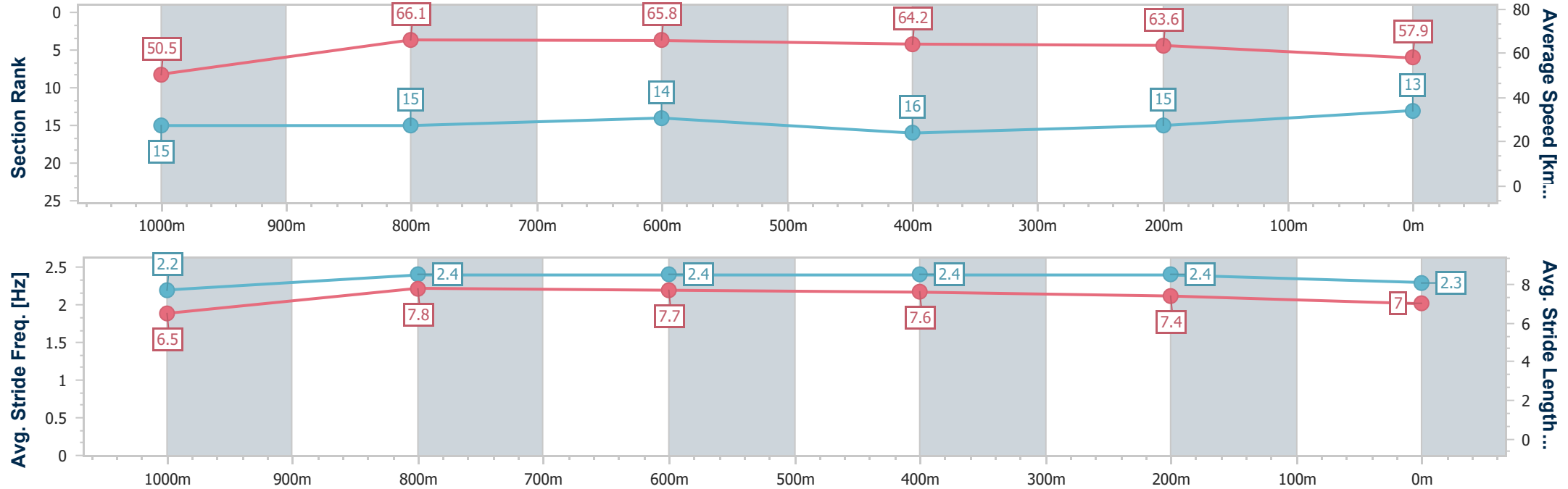


Eagle FarmProfessional
Race 10: MAGIC MILLIONS HELEN COUGHLAN STAKES -
LISTED - 1200m
07 June 2025 - 16:30
Track Rating: Soft 5, Weather: Fine, Rail Position: +2m Entire
Course



BRISBANE
RACING CLUB

Section	Overall	1000m	800m	600m	400m	200m								
Section Times	1:11.74 [13] (0:14.30)	0:57.44 [15] (0:11.13)	0:46.31 [15] (0:11.09)	0:35.22 [14] (0:11.46)	0:23.76 [16] (0:11.34)	0:12.42 [15] (0:12.42)								
Average Speed [km/h]	50.5	66.1	65.8	64.2	63.6	57.9								
Top Speed [km/h]	66.1	67.2	67.7	65.1	65.5	59.6								
Avg. Dist. to Rail [m]	10.1	3.6	3.6	4.6	10.9	11.6								
Avg. Stride Freq. [Hz]	2.2	2.4	2.4	2.4	2.4	2.3								
Avg. Stride Length [m]	6.5	7.8	7.7	7.6	7.4	7.0								





Horse/Jockey Name	Vienna Princess
Final Rank	14
Fastest Section Time (Section)	0:11.10 (1000m)
Top Speed [km/h] (Section)	67.3 (1000m)
Race State	Finished

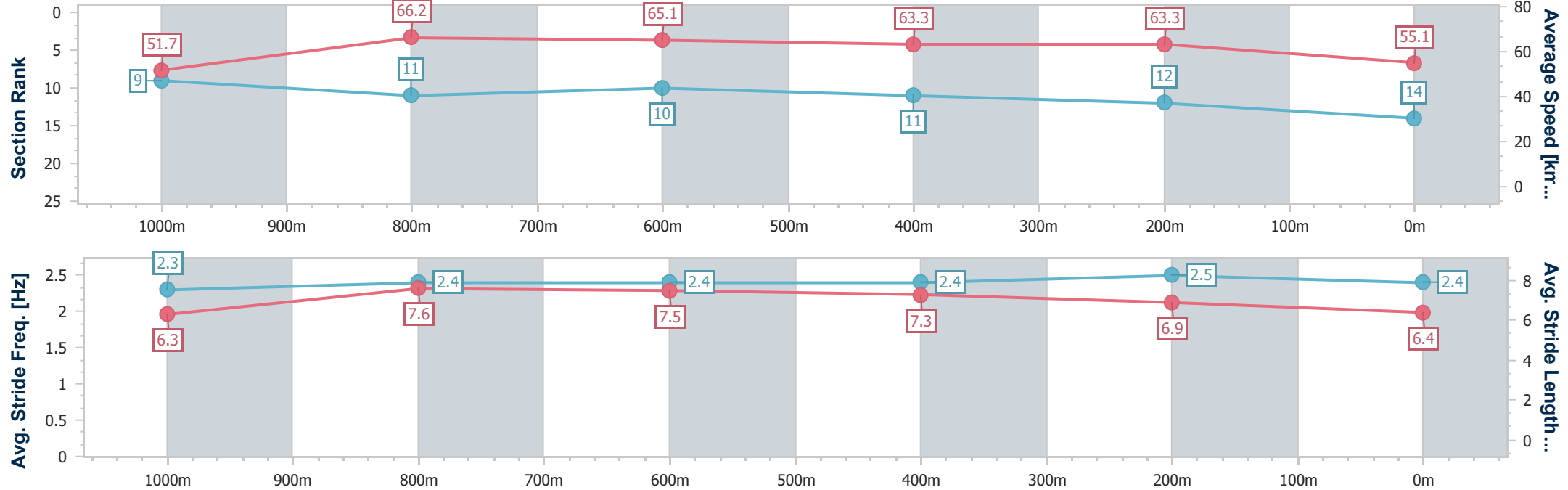


Eagle FarmProfessional
Race 10: MAGIC MILLIONS HELEN COUGHLAN STAKES - LISTED - 1200m
07 June 2025 - 16:30
Track Rating: Soft 5, Weather: Fine, Rail Position: +2m Entire Course



BRISBANE
RACING CLUB

Section	Overall	1000m	800m	600m	400m	200m								
Section Times	1:12.22 [14] (0:13.90)	0:58.32 [9] (0:11.10)	0:47.22 [11] (0:11.17)	0:36.05 [10] (0:11.60)	0:24.45 [11] (0:11.40)	0:13.05 [12] (0:13.05)								
Average Speed [km/h]	51.7	66.2	65.1	63.3	63.3	55.1								
Top Speed [km/h]	65.1	67.3	67.3	64.4	65.3	60.1								
Avg. Dist. to Rail [m]	5.0	3.1	2.4	4.3	12.4	12.9								
Avg. Stride Freq. [Hz]	2.3	2.4	2.4	2.4	2.5	2.4								
Avg. Stride Length [m]	6.3	7.6	7.5	7.3	6.9	6.4								





Horse/Jockey Name	Mahbaby
Final Rank	15
Fastest Section Time (Section)	0:10.85 (1000m)
Top Speed [km/h] (Section)	68.7 (1000m)
Race State	Finished

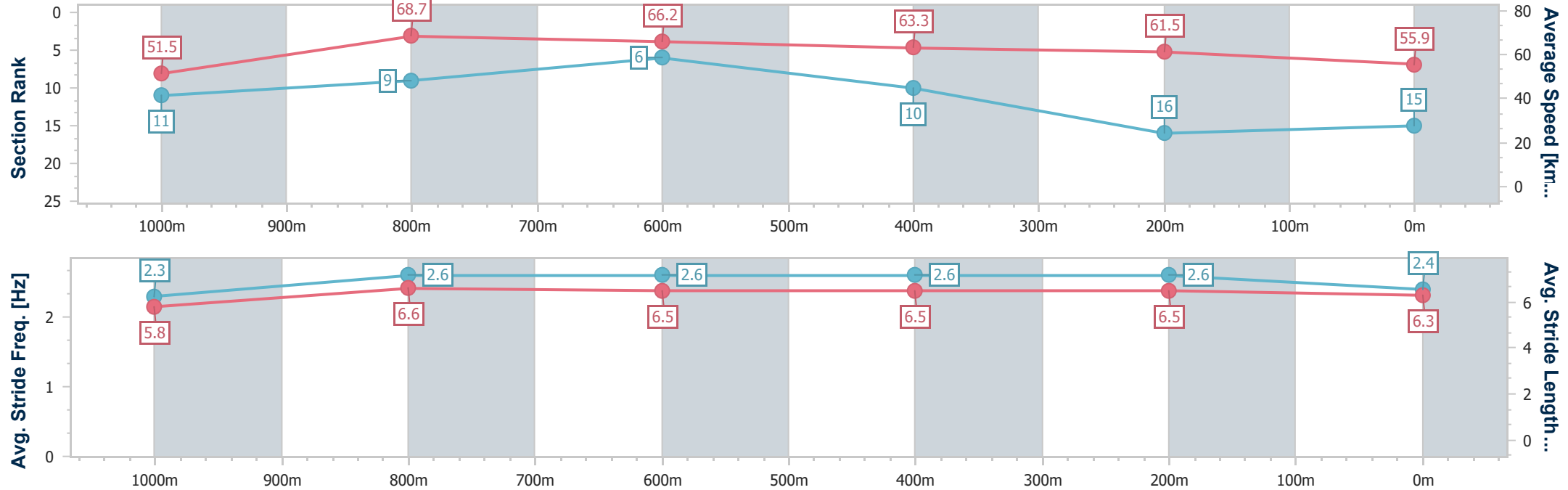


Eagle FarmProfessional
Race 10: MAGIC MILLIONS HELEN COUGHLAN STAKES -
LISTED - 1200m
07 June 2025 - 16:30
Track Rating: Soft 5, Weather: Fine, Rail Position: +2m Entire
Course



BRISBANE
RACING CLUB

Section	Overall	1000m	800m	600m	400m	200m							
Section Times	1:12.33 [15] (0:13.99)	0:58.34 [11] (0:10.85)	0:47.49 [9] (0:11.13)	0:36.36 [6] (0:11.79)	0:24.57 [10] (0:11.66)	0:12.91 [16] (0:12.91)							
Average Speed [km/h]	51.5	68.7	66.2	63.3	61.5	55.9							
Top Speed [km/h]	67.0	68.7	68.6	64.1	64.3	58.9							
Avg. Dist. to Rail [m]	8.3	5.5	5.5	7.3	14.0	14.9							
Avg. Stride Freq. [Hz]	2.3	2.6	2.6	2.6	2.6	2.4							
Avg. Stride Length [m]	5.8	6.6	6.5	6.5	6.5	6.3							





Horse/Jockey Name	Sassy Merlot
Final Rank	16
Fastest Section Time (Section)	0:10.93 (1000m)
Top Speed [km/h] (Section)	68.1 (1000m)
Race State	Finished



Eagle FarmProfessional
Race 10: MAGIC MILLIONS HELEN COUGHLAN STAKES -
LISTED - 1200m
07 June 2025 - 16:30
Track Rating: Soft 5, Weather: Fine, Rail Position: +2m Entire
Course



Section	Overall	1000m	800m	600m	400m	200m							
Section Times	1:12.40 [16] (0:13.44)	0:58.96 [4] (0:10.93)	0:48.03 [3] (0:11.41)	0:36.62 [3] (0:11.70)	0:24.92 [7] (0:11.71)	0:13.21 [13] (0:13.21)							
Average Speed [km/h]	53.7	66.4	63.3	62.5	61.5	54.5							
Top Speed [km/h]	68.0	68.1	65.2	63.5	63.1	58.8							
Avg. Dist. to Rail [m]	7.5	1.0	0.7	3.7	9.8	9.5							
Avg. Stride Freq. [Hz]	2.5	2.5	2.4	2.4	2.3	2.2							
Avg. Stride Length [m]	6.1	7.5	7.4	7.3	7.3	6.9							

