



Toowoomba Professional

Race 1: TTC MEMBER MITCH WILSON Maiden Handicap - 1300m

07 June 2025 - 12:48



Track Rating: Soft 5, Weather: Fine, Rail Position: True Entire Course.

Section						Overall	1200m	1000m	800m	600m	400m	Last 600m	
Field Times						1:21.32 (0:08.56)	1:12.76 (0:11.27)	1:01.49 (0:11.94)	0:49.55 (0:12.22)	0:37.33 (0:12.26)	0:25.07 (0:12.38)	0:37.33	
Rank	TAB	Horse/Jockey	Barrier	Top Speed [km/h]	Fastest Section								Distance Travelled [m]
1	10	PEACH GALANTES	10	64.4	0:08.89	1:21.32 [1]	1:12.43 [5]	1:01.06 [5]	0:49.16 [5]	0:37.33 [1]	0:24.99 [2]	0:37.33	
		Stacey Callow		1000m	Overall	(0:08.89)	(0:11.37)	(0:11.90)	(0:11.83)	(0:12.34)	(0:12.30)		
2	1	READY FOR THE TRIP	8	64.8	0:08.78	1:21.46 [2]	1:12.68 [3]	1:01.35 [3]	0:49.37 [3]	0:37.09 [5]	0:24.79 [4]	0:37.09 -3	
		Chelsea Baker		1200m	Overall	(0:08.78)	(0:11.33)	(0:11.98)	(0:12.28)	(0:12.30)	(0:12.39)		
3	7	IN NO DOUBT	6	65.3	0:08.56	1:21.48 [3]	1:12.92 [1]	1:01.65 [1]	0:49.71 [1]	0:37.48 [2]	0:25.23 [1]	0:37.48 -5	
		Georgina Cartwright		1200m	Overall	(0:08.56)	(0:11.27)	(0:11.94)	(0:12.23)	(0:12.25)	(0:12.41)		
4	6	ELLES MY NAME	7	65.1	0:09.28	1:21.94 [4]	1:12.66 [9]	1:01.25 [8]	0:49.38 [8]	0:37.34 [7]	0:25.18 [5]	0:37.34 -8	
		Colleen Krahnen		1200m	Overall	(0:09.28)	(0:11.41)	(0:11.87)	(0:12.04)	(0:12.16)	(0:12.37)		
5	12	ALZURRI	3	64.7	0:08.87	1:22.08 [5]	1:13.21 [4]	1:01.83 [4]	0:49.90 [6]	0:37.41 [8]	0:24.83 [9]	0:37.41 -4	
		Shania Willis		1200m	Overall	(0:08.87)	(0:11.38)	(0:11.93)	(0:12.49)	(0:12.58)	(0:12.44)		
6	4	SIR MEMPHIS	4	65.0	0:08.72	1:22.28 [6]	1:13.56 [2]	1:02.27 [2]	0:50.26 [2]	0:38.12 [3]	0:25.93 [3]	0:38.12 -11	
		Kenji Yoshida		1200m	Overall	(0:08.72)	(0:11.29)	(0:12.01)	(0:12.14)	(0:12.19)	(0:12.72)		
7	9	ILEGITIMO	2	63.1	0:09.42	1:22.70 [7]	1:13.28 [11]	1:01.58 [11]	0:49.74 [10]	0:37.76 [10]	0:25.49 [8]	0:37.76 -4	
		Chris Taylor		1000m	Overall	(0:09.42)	(0:11.70)	(0:11.84)	(0:11.98)	(0:12.27)	(0:12.48)		
8	14	IMPOSING TIGER	11	64.9	0:09.10	1:24.97 [8]	1:15.87 [8]	1:04.41 [7]	0:52.63 [7]	0:40.58 [6]	0:28.00 [7]	0:40.58 +4	
		Rhiannon Payne		1200m	Overall	(0:09.10)	(0:11.46)	(0:11.78)	(0:12.05)	(0:12.58)	(0:13.34)		
9	5	HEARTY HENRY	5	64.8	0:09.30	1:25.29 [9]	1:15.99 [10]	1:04.57 [9]	0:52.70 [9]	0:40.39 [9]	0:27.73 [10]	0:40.39 -11	
		Jake Molloy		1200m	Overall	(0:09.30)	(0:11.42)	(0:11.87)	(0:12.31)	(0:12.66)	(0:13.07)		
10	2	SHINING PROISIR	1	65.5	0:09.07	1:25.82 [10]	1:16.75 [7]	1:05.49 [6]	0:53.68 [4]	0:41.49 [4]	0:28.86 [6]	0:41.49 -9	
		Bailey Wheeler		1200m	Overall	(0:09.07)	(0:11.26)	(0:11.81)	(0:12.19)	(0:12.63)	(0:13.17)		

Scratched: Slugworth (#8), Akku (#11), Take The Hint (#13)

Report Created: Sat 7 June 2025 13:26 GMT+10 (Note: Timing is based on position data)

Page 1/15

[] Ranking at each section and finish
-:-:- No data available at this section
NA No data available

SCN Saddle cloth number
DNF Did not finish
DNT Did not track

data processed by  TRIPLESDATA



Toowoomba Professional

Race 1: TTC MEMBER MITCH WILSON Maiden Handicap - 1300m

07 June 2025 - 12:48



Track Rating: Soft 5, Weather: Fine, Rail Position: True Entire Course.

Section					Overall	1200m	1000m	800m	600m	400m	Last 600m		
Field Times					1:21.32 (0:08.56)	1:12.76 (0:11.27)	1:01.49 (0:11.94)	0:49.55 (0:12.22)	0:37.33 (0:12.26)	0:25.07 (0:12.38)	0:37.33		
Rank	TAB	Horse/Jockey	Barrier	Top Speed [km/h]	Fastest Section							Distance Travelled [m]	
11	3	PROPONENT	9	62.6	0:09.04	1:29.68 [11]	1:20.64 [6]	1:08.84 [10]	0:56.61 [11]	0:44.07 [11]	0:30.49 [11]	0:44.07	-7
		Fiona Sandkuhl		1000m	Overall	(0:09.04)	(0:11.80)	(0:12.23)	(0:12.54)	(0:13.58)	(0:14.61)		

Scratched: Slugworth (#8), Akku (#11), Take The Hint (#13)



Toowoomba Professional

Race 1: TTC MEMBER MITCH WILSON Maiden Handicap - 1300m

07 June 2025 - 12:48



Track Rating: Soft 5, Weather: Fine, Rail Position: True Entire Course.

Section Field Times				200m 0:12.69 (0:12.69)				Last 600m 0:37.33	
Rank	TAB	Horse/Jockey	Barrier	Top Speed [km/h]	Fastest Section	Margin		Distance Travelled [m]	
1	10	PEACH GALANTES	10	64.4	0:08.89	0:12.69 [1]	1:21.32	0:37.33	
		Stacey Callow		1000m	Overall	(0:12.69)			
2	1	READY FOR THE TRIP	8	64.8	0:08.78	0:12.40 [3]	0.8L	0:37.09	-3
		Chelsea Baker		1200m	Overall	(0:12.40)			
3	7	IN NO DOUBT	6	65.3	0:08.56	0:12.82 [2]	0.9L	0:37.48	-5
		Georgina Cartwright		1200m	Overall	(0:12.82)			
4	6	ELLES MY NAME	7	65.1	0:09.28	0:12.81 [5]	3.4L	0:37.34	-8
		Colleen Krahnen		1200m	Overall	(0:12.81)			
5	12	ALZURRI	3	64.7	0:08.87	0:12.39 [7]	4.2L	0:37.41	-4
		Shania Willis		1200m	Overall	(0:12.39)			
6	4	SIR MEMPHIS	4	65.0	0:08.72	0:13.21 [4]	5.2L	0:38.12	-11
		Kenji Yoshida		1200m	Overall	(0:13.21)			
7	9	ILEGITIMO	2	63.1	0:09.42	0:13.01 [6]	7.5L	0:37.76	-4
		Chris Taylor		1000m	Overall	(0:13.01)			
8	14	IMPOSING TIGER	11	64.9	0:09.10	0:14.66 [9]	20.8L	0:40.58	+4
		Rhiannon Payne		1200m	Overall	(0:14.66)			
9	5	HEARTY HENRY	5	64.8	0:09.30	0:14.66 [10]	22.6L	0:40.39	-11
		Jake Molloy		1200m	Overall	(0:14.66)			
10	2	SHINING PROISIR	1	65.5	0:09.07	0:15.69 [8]	25.6L	0:41.49	-9
		Bailey Wheeler		1200m	Overall	(0:15.69)			

Scratched: Slugworth (#8), Akku (#11), Take The Hint (#13)

Report Created: Sat 7 June 2025 13:26 GMT+10 (Note: Timing is based on position data)

Page 3/15

[] Ranking at each section and finish
-:-:- No data available at this section
NA No data available

SCN Saddle cloth number
DNF Did not finish
DNT Did not track

data processed by  TRIPLESDATA



Toowoomba Professional

Race 1: TTC MEMBER MITCH WILSON Maiden Handicap - 1300m

07 June 2025 - 12:48



Track Rating: Soft 5, Weather: Fine, Rail Position: True Entire Course.

Section						200m		Last 600m	
Field Times						0:12.69 (0:12.69)		0:37.33	
Rank	TAB	Horse/Jockey	Barrier	Top Speed [km/h]	Fastest Section	Margin		Distance Travelled [m]	
11	3	PROPONENT	9	62.6	0:09.04	0:15.88 [11]	48.1L	0:44.07	-7
		Fiona Sandkuhl		1000m	Overall	(0:15.88)			

Scratched: Slugworth (#8), Akku (#11), Take The Hint (#13)



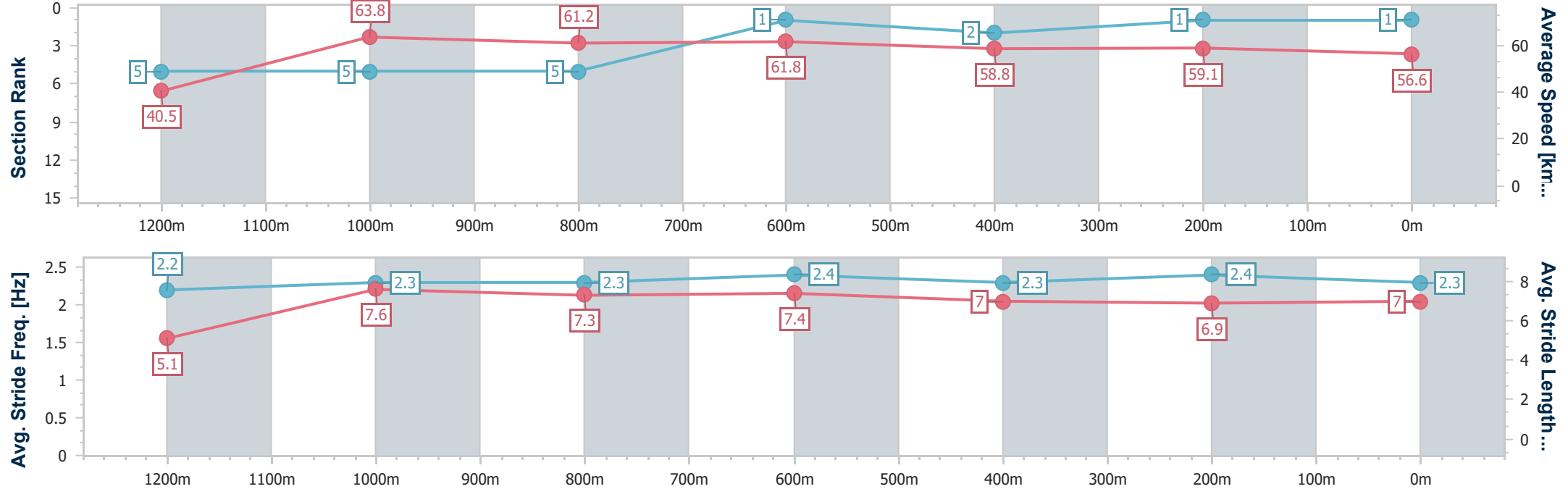
Horse/Jockey Name	Peach Galantes
Final Rank	1
Fastest Section Time (Section)	0:08.89 (Overall)
Top Speed [km/h] (Section)	64.4 (1000m)
Race State	Finished



ToowoombaProfessional
Race 1: TTC MEMBER MITCH WILSON Maiden Handicap - 1300m
07 June 2025 - 12:48
Track Rating: Soft 5, Weather: Fine, Rail Position: True Entire Course.



Section	Overall	1200m	1000m	800m	600m	400m	200m						
Section Times	1:21.32 [1] (0:08.89)	1:12.43 [5] (0:11.37)	1:01.06 [5] (0:11.90)	0:49.16 [5] (0:11.83)	0:37.33 [1] (0:12.34)	0:24.99 [2] (0:12.30)	0:12.69 [1] (0:12.69)						
Average Speed [km/h]	40.5	63.8	61.2	61.8	58.8	59.1	56.6						
Top Speed [km/h]	60.7	64.3	64.4	62.7	61.3	60.3	58.6						
Avg. Dist. to Rail [m]	12.7	5.8	4.7	3.7	0.9	2.5	1.8						
Avg. Stride Freq. [Hz]	2.2	2.3	2.3	2.4	2.3	2.4	2.3						
Avg. Stride Length [m]	5.1	7.6	7.3	7.4	7.0	6.9	7.0						





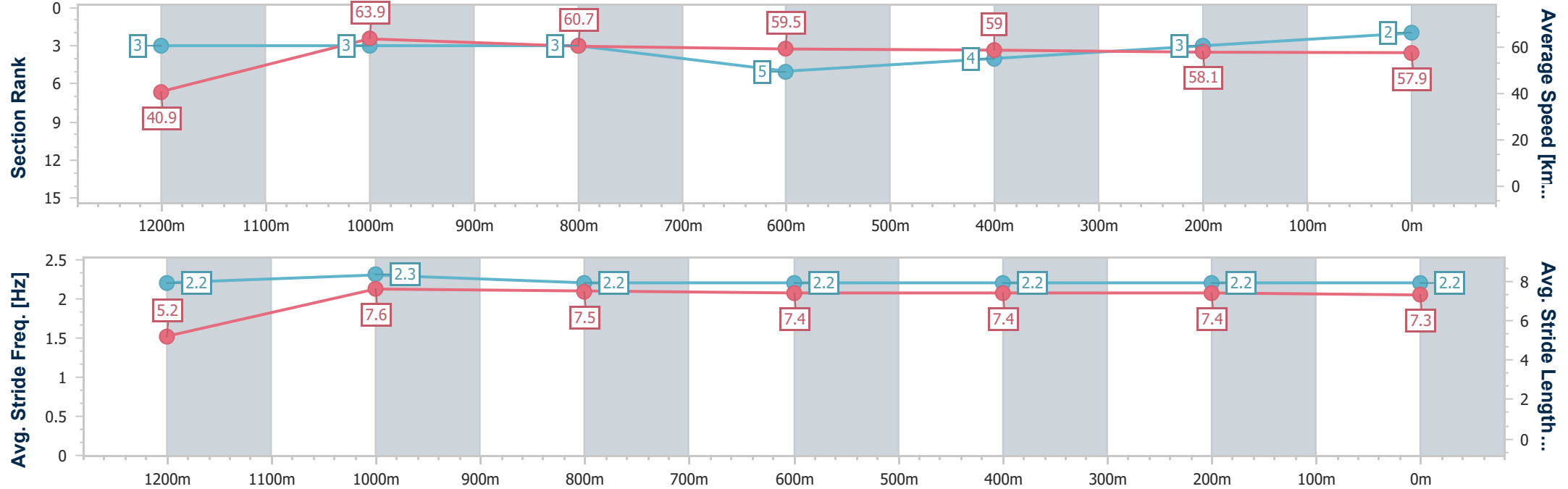
Horse/Jockey Name	Ready For The Trip
Final Rank	2
Fastest Section Time (Section)	0:08.78 (Overall)
Top Speed [km/h] (Section)	64.8 (1200m)
Race State	Finished



ToowoombaProfessional
Race 1: TTC MEMBER MITCH WILSON Maiden Handicap - 1300m
07 June 2025 - 12:48
Track Rating: Soft 5, Weather: Fine, Rail Position: True Entire Course.



Section	Overall	1200m	1000m	800m	600m	400m	200m						
Section Times	1:21.46 [2] (0:08.78)	1:12.68 [3] (0:11.33)	1:01.35 [3] (0:11.98)	0:49.37 [3] (0:12.28)	0:37.09 [5] (0:12.30)	0:24.79 [4] (0:12.39)	0:12.40 [3] (0:12.40)						
Average Speed [km/h]	40.9	63.9	60.7	59.5	59.0	58.1	57.9						
Top Speed [km/h]	60.8	64.8	63.5	60.5	60.5	58.4	58.8						
Avg. Dist. to Rail [m]	11.0	5.8	4.3	3.0	1.5	0.4	0.7						
Avg. Stride Freq. [Hz]	2.2	2.3	2.2	2.2	2.2	2.2	2.2						
Avg. Stride Length [m]	5.2	7.6	7.5	7.4	7.4	7.4	7.3						





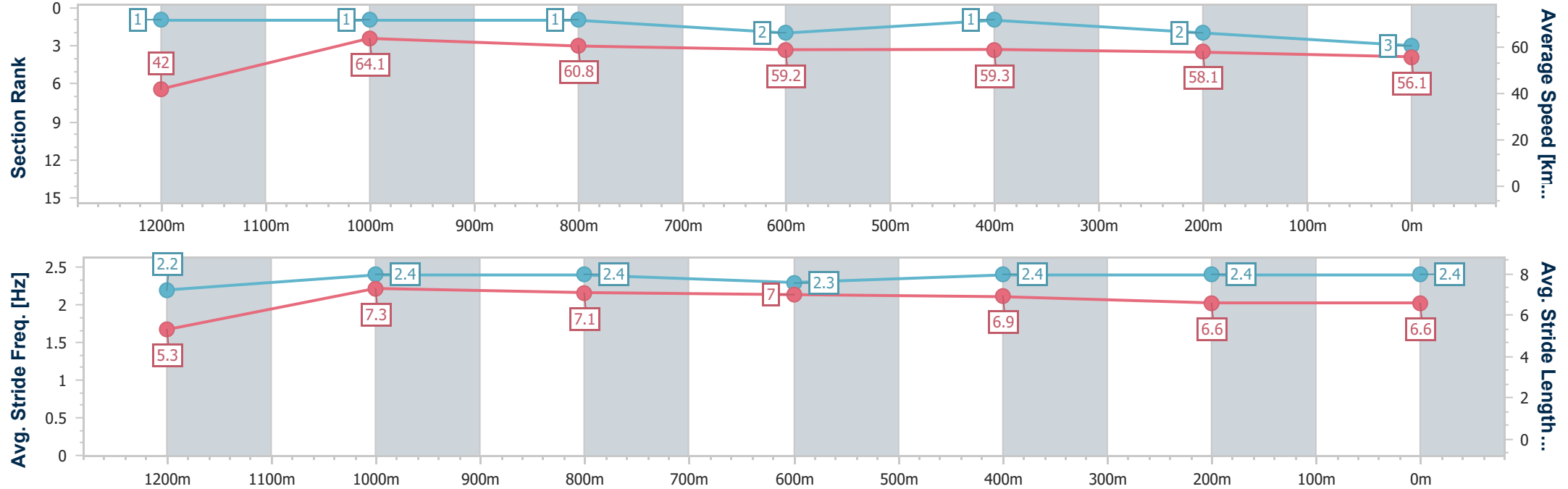
Horse/Jockey Name	In No Doubt
Final Rank	3
Fastest Section Time (Section)	0:08.56 (Overall)
Top Speed [km/h] (Section)	65.3 (1200m)
Race State	Finished



ToowoombaProfessional
Race 1: TTC MEMBER MITCH WILSON Maiden Handicap - 1300m
07 June 2025 - 12:48
Track Rating: Soft 5, Weather: Fine, Rail Position: True Entire Course.



Section	Overall	1200m	1000m	800m	600m	400m	200m						
Section Times	1:21.48 [3] (0:08.56)	1:12.92 [1] (0:11.27)	1:01.65 [1] (0:11.94)	0:49.71 [1] (0:12.23)	0:37.48 [2] (0:12.25)	0:25.23 [1] (0:12.41)	0:12.82 [2] (0:12.82)						
Average Speed [km/h]	42.0	64.1	60.8	59.2	59.3	58.1	56.1						
Top Speed [km/h]	62.6	65.3	63.4	61.0	60.9	59.0	58.0						
Avg. Dist. to Rail [m]	10.3	4.2	3.0	1.7	1.1	0.8	1.0						
Avg. Stride Freq. [Hz]	2.2	2.4	2.4	2.3	2.4	2.4	2.4						
Avg. Stride Length [m]	5.3	7.3	7.1	7.0	6.9	6.6	6.6						





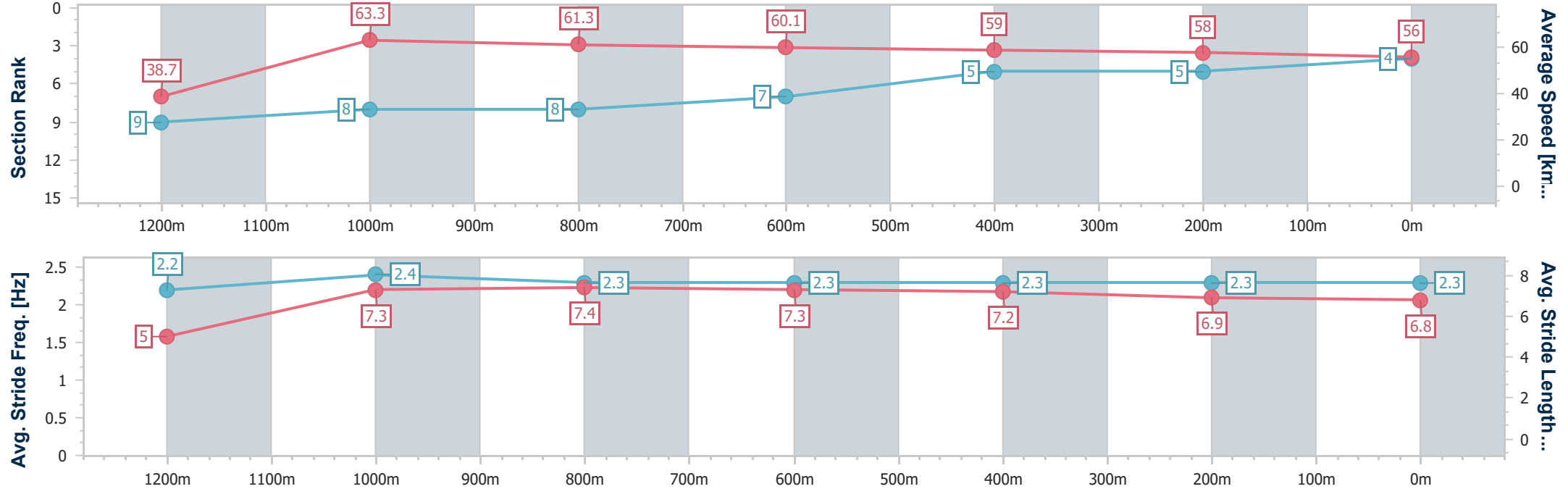
Horse/Jockey Name	Elles My Name
Final Rank	4
Fastest Section Time (Section)	0:09.28 (Overall)
Top Speed [km/h] (Section)	65.1 (1200m)
Race State	Finished



ToowoombaProfessional
Race 1: TTC MEMBER MITCH WILSON Maiden Handicap - 1300m
07 June 2025 - 12:48
Track Rating: Soft 5, Weather: Fine, Rail Position: True Entire Course.



Section	Overall	1200m	1000m	800m	600m	400m	200m						
Section Times	1:21.94 [4] (0:09.28)	1:12.66 [9] (0:11.41)	1:01.25 [8] (0:11.87)	0:49.38 [8] (0:12.04)	0:37.34 [7] (0:12.16)	0:25.18 [5] (0:12.37)	0:12.81 [5] (0:12.81)						
Average Speed [km/h]	38.7	63.3	61.3	60.1	59.0	58.0	56.0						
Top Speed [km/h]	60.7	65.1	64.9	60.7	59.8	59.3	57.9						
Avg. Dist. to Rail [m]	12.0	7.6	4.5	1.0	0.7	1.0	1.8						
Avg. Stride Freq. [Hz]	2.2	2.4	2.3	2.3	2.3	2.3	2.3						
Avg. Stride Length [m]	5.0	7.3	7.4	7.3	7.2	6.9	6.8						





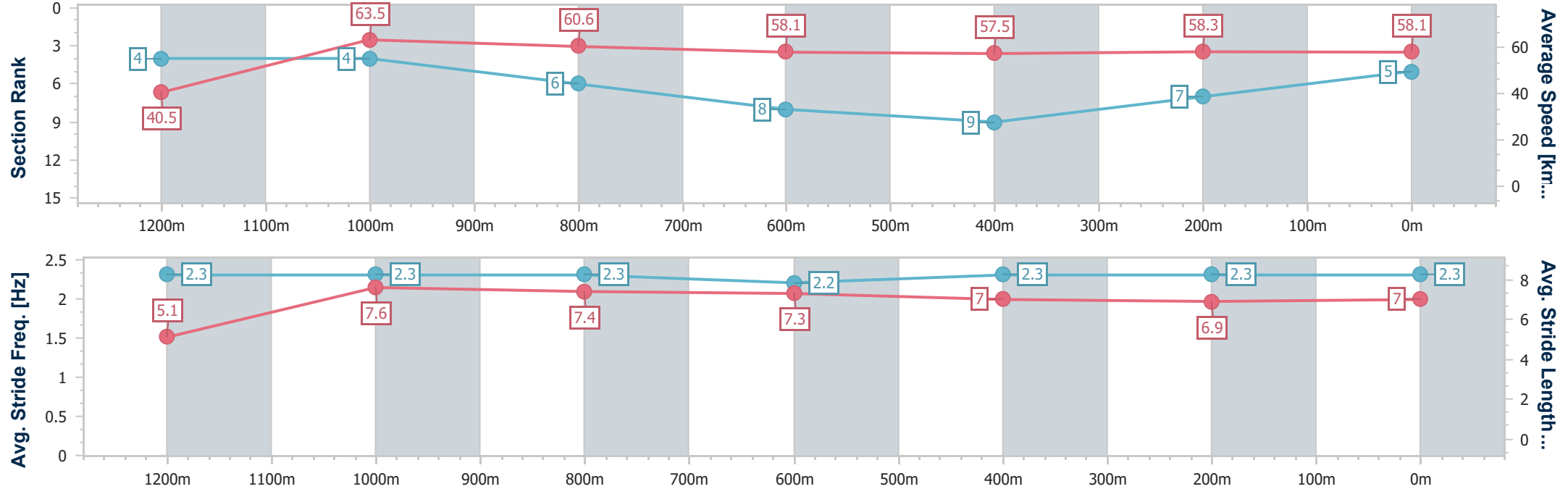
Horse/Jockey Name	Alzurri
Final Rank	5
Fastest Section Time (Section)	0:08.87 (Overall)
Top Speed [km/h] (Section)	64.7 (1200m)
Race State	Finished



ToowoombaProfessional
Race 1: TTC MEMBER MITCH WILSON Maiden Handicap - 1300m
07 June 2025 - 12:48
Track Rating: Soft 5, Weather: Fine, Rail Position: True Entire Course.



Section	Overall	1200m	1000m	800m	600m	400m	200m						
Section Times	1:22.08 [5] (0:08.87)	1:13.21 [4] (0:11.38)	1:01.83 [4] (0:11.93)	0:49.90 [6] (0:12.49)	0:37.41 [8] (0:12.58)	0:24.83 [9] (0:12.44)	0:12.39 [7] (0:12.39)						
Average Speed [km/h]	40.5	63.5	60.6	58.1	57.5	58.3	58.1						
Top Speed [km/h]	61.9	64.7	63.7	60.1	59.9	59.0	59.2						
Avg. Dist. to Rail [m]	5.3	1.3	1.4	1.6	1.3	2.2	2.2						
Avg. Stride Freq. [Hz]	2.3	2.3	2.3	2.2	2.3	2.3	2.3						
Avg. Stride Length [m]	5.1	7.6	7.4	7.3	7.0	6.9	7.0						





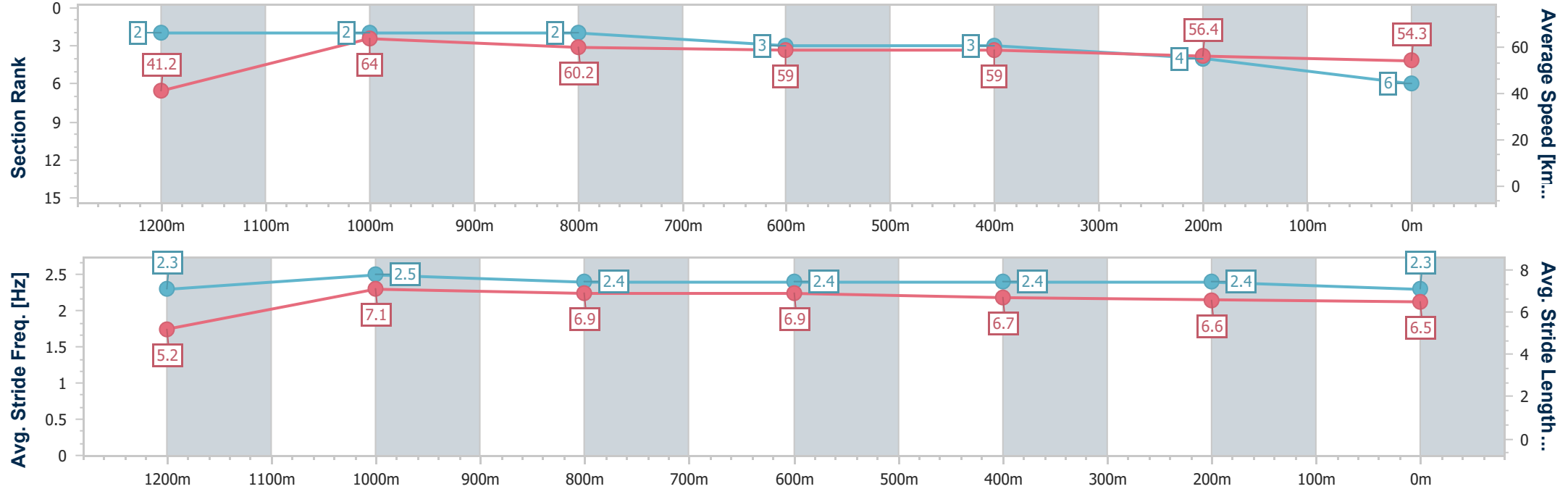
Horse/Jockey Name	Sir Memphis
Final Rank	6
Fastest Section Time (Section)	0:08.72 (Overall)
Top Speed [km/h] (Section)	65.0 (1200m)
Race State	Finished



ToowoombaProfessional
Race 1: TTC MEMBER MITCH WILSON Maiden Handicap - 1300m
07 June 2025 - 12:48
Track Rating: Soft 5, Weather: Fine, Rail Position: True Entire Course.



Section	Overall	1200m	1000m	800m	600m	400m	200m						
Section Times	1:22.28 [6] (0:08.72)	1:13.56 [2] (0:11.29)	1:02.27 [2] (0:12.01)	0:50.26 [2] (0:12.14)	0:38.12 [3] (0:12.19)	0:25.93 [3] (0:12.72)	0:13.21 [4] (0:13.21)						
Average Speed [km/h]	41.2	64.0	60.2	59.0	59.0	56.4	54.3						
Top Speed [km/h]	61.8	65.0	63.0	61.7	61.7	58.1	55.7						
Avg. Dist. to Rail [m]	7.1	2.4	1.1	0.6	0.6	0.5	0.3						
Avg. Stride Freq. [Hz]	2.3	2.5	2.4	2.4	2.4	2.4	2.3						
Avg. Stride Length [m]	5.2	7.1	6.9	6.9	6.7	6.6	6.5						





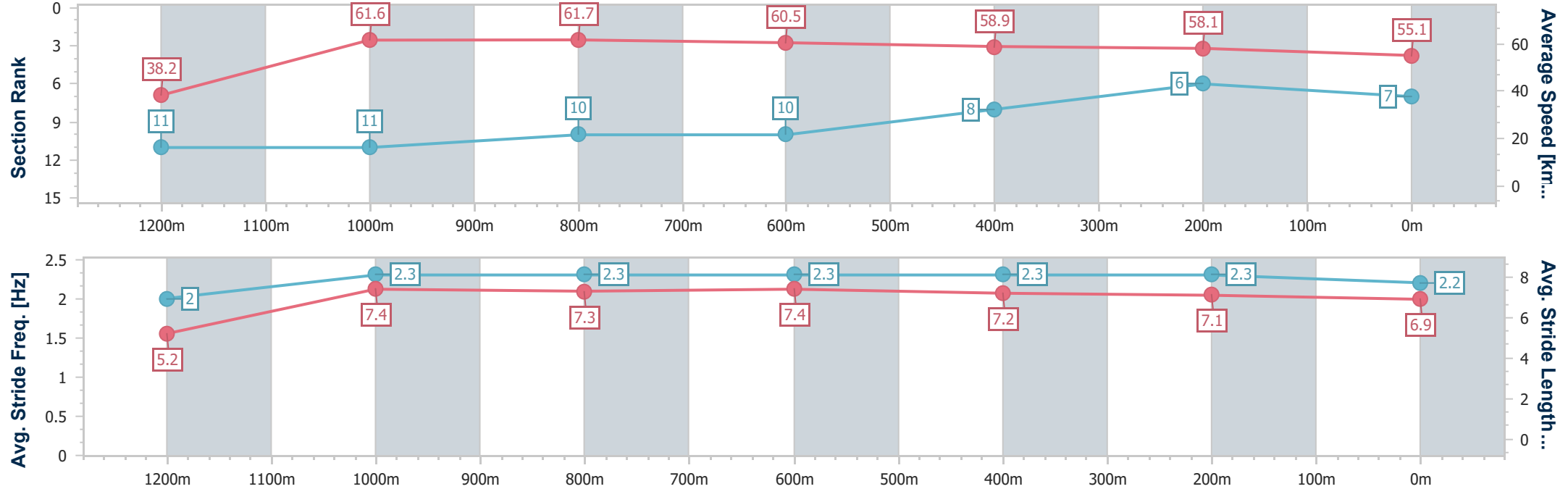
Horse/Jockey Name	Illegitimo
Final Rank	7
Fastest Section Time (Section)	0:09.42 (Overall)
Top Speed [km/h] (Section)	63.1 (1000m)
Race State	Finished



ToowoombaProfessional
Race 1: TTC MEMBER MITCH WILSON Maiden Handicap - 1300m
07 June 2025 - 12:48
Track Rating: Soft 5, Weather: Fine, Rail Position: True Entire Course.



Section	Overall	1200m	1000m	800m	600m	400m	200m						
Section Times	1:22.70 [7] (0:09.42)	1:13.28 [11] (0:11.70)	1:01.58 [11] (0:11.84)	0:49.74 [10] (0:11.98)	0:37.76 [10] (0:12.27)	0:25.49 [8] (0:12.48)	0:13.01 [6] (0:13.01)						
Average Speed [km/h]	38.2	61.6	61.7	60.5	58.9	58.1	55.1						
Top Speed [km/h]	59.0	63.1	63.1	60.8	60.6	59.7	57.8						
Avg. Dist. to Rail [m]	6.5	4.6	3.4	2.0	1.4	1.8	4.5						
Avg. Stride Freq. [Hz]	2.0	2.3	2.3	2.3	2.3	2.3	2.2						
Avg. Stride Length [m]	5.2	7.4	7.3	7.4	7.2	7.1	6.9						





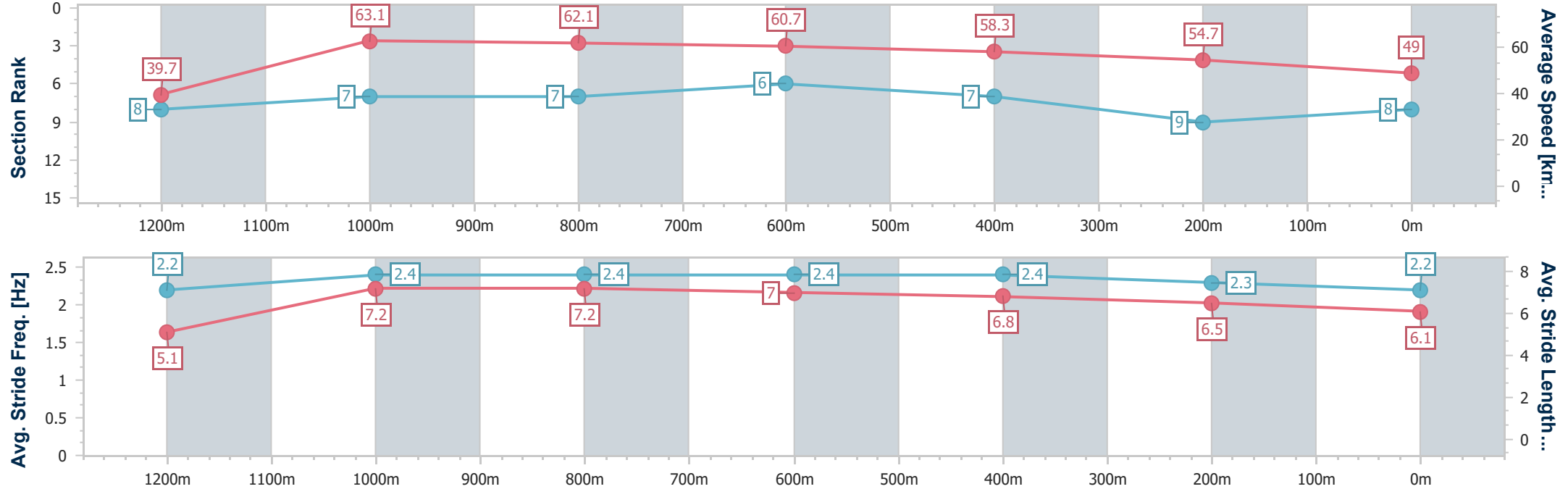
Horse/Jockey Name	Imposing Tiger
Final Rank	8
Fastest Section Time (Section)	0:09.10 (Overall)
Top Speed [km/h] (Section)	64.9 (1200m)
Race State	Finished



ToowoombaProfessional
Race 1: TTC MEMBER MITCH WILSON Maiden Handicap - 1300m
07 June 2025 - 12:48
Track Rating: Soft 5, Weather: Fine, Rail Position: True Entire Course.



Section	Overall	1200m	1000m	800m	600m	400m	200m						
Section Times	1:24.97 [8] (0:09.10)	1:15.87 [8] (0:11.46)	1:04.41 [7] (0:11.78)	0:52.63 [7] (0:12.05)	0:40.58 [6] (0:12.58)	0:28.00 [7] (0:13.34)	0:14.66 [9] (0:14.66)						
Average Speed [km/h]	39.7	63.1	62.1	60.7	58.3	54.7	49.0						
Top Speed [km/h]	59.4	64.9	64.6	61.4	61.3	56.9	52.1						
Avg. Dist. to Rail [m]	12.6	6.6	4.2	4.2	4.3	3.8	5.1						
Avg. Stride Freq. [Hz]	2.2	2.4	2.4	2.4	2.4	2.3	2.2						
Avg. Stride Length [m]	5.1	7.2	7.2	7.0	6.8	6.5	6.1						





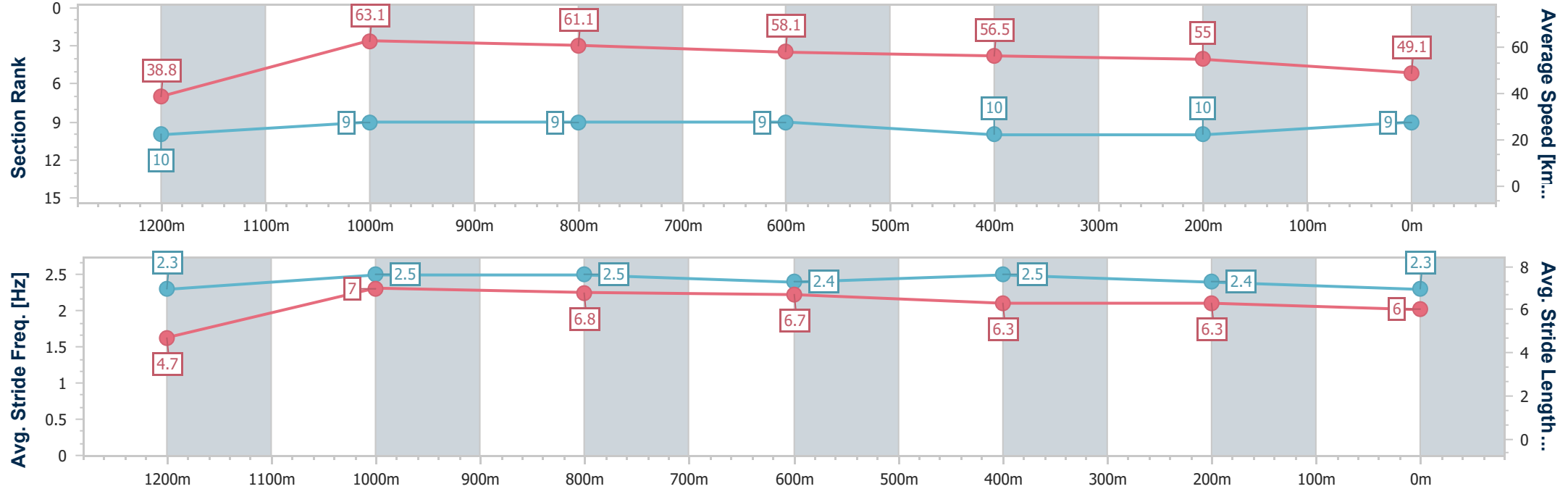
Horse/Jockey Name	Hearty Henry
Final Rank	9
Fastest Section Time (Section)	0:09.30 (Overall)
Top Speed [km/h] (Section)	64.8 (1200m)
Race State	Finished



ToowoombaProfessional
Race 1: TTC MEMBER MITCH WILSON Maiden Handicap - 1300m
07 June 2025 - 12:48
Track Rating: Soft 5, Weather: Fine, Rail Position: True Entire Course.



Section	Overall	1200m	1000m	800m	600m	400m	200m						
Section Times	1:25.29 [9] (0:09.30)	1:15.99 [10] (0:11.42)	1:04.57 [9] (0:11.87)	0:52.70 [9] (0:12.31)	0:40.39 [9] (0:12.66)	0:27.73 [10] (0:13.07)	0:14.66 [10] (0:14.66)						
Average Speed [km/h]	38.8	63.1	61.1	58.1	56.5	55.0	49.1						
Top Speed [km/h]	60.9	64.8	63.6	59.6	58.7	56.1	54.7						
Avg. Dist. to Rail [m]	8.2	2.9	1.6	1.8	1.2	0.8	2.7						
Avg. Stride Freq. [Hz]	2.3	2.5	2.5	2.4	2.5	2.4	2.3						
Avg. Stride Length [m]	4.7	7.0	6.8	6.7	6.3	6.3	6.0						





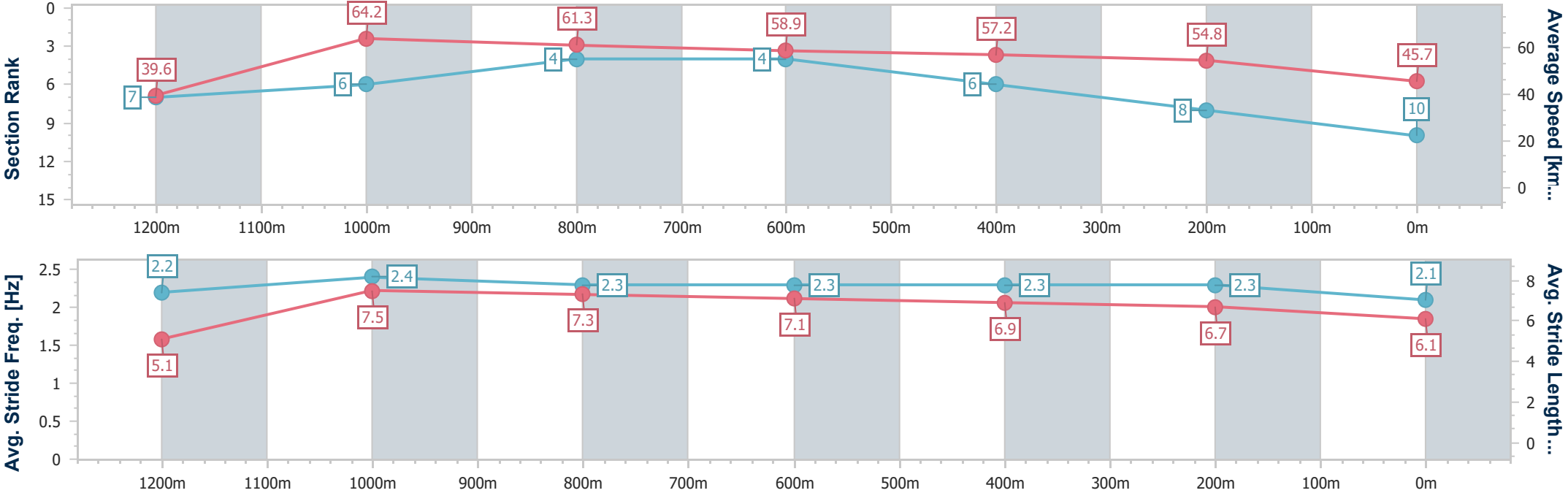
Horse/Jockey Name	Shining Proisir
Final Rank	10
Fastest Section Time (Section)	0:09.07 (Overall)
Top Speed [km/h] (Section)	65.5 (1200m)
Race State	Finished



ToowoombaProfessional
Race 1: TTC MEMBER MITCH WILSON Maiden Handicap - 1300m
07 June 2025 - 12:48
Track Rating: Soft 5, Weather: Fine, Rail Position: True Entire Course.



Section	Overall	1200m	1000m	800m	600m	400m	200m						
Section Times	1:25.82 [10] (0:09.07)	1:16.75 [7] (0:11.26)	1:05.49 [6] (0:11.81)	0:53.68 [4] (0:12.19)	0:41.49 [4] (0:12.63)	0:28.86 [6] (0:13.17)	0:15.69 [8] (0:15.69)						
Average Speed [km/h]	39.6	64.2	61.3	58.9	57.2	54.8	45.7						
Top Speed [km/h]	61.8	65.5	64.0	60.5	60.4	56.1	52.3						
Avg. Dist. to Rail [m]	5.9	3.3	1.8	0.7	0.9	0.2	1.1						
Avg. Stride Freq. [Hz]	2.2	2.4	2.3	2.3	2.3	2.3	2.1						
Avg. Stride Length [m]	5.1	7.5	7.3	7.1	6.9	6.7	6.1						





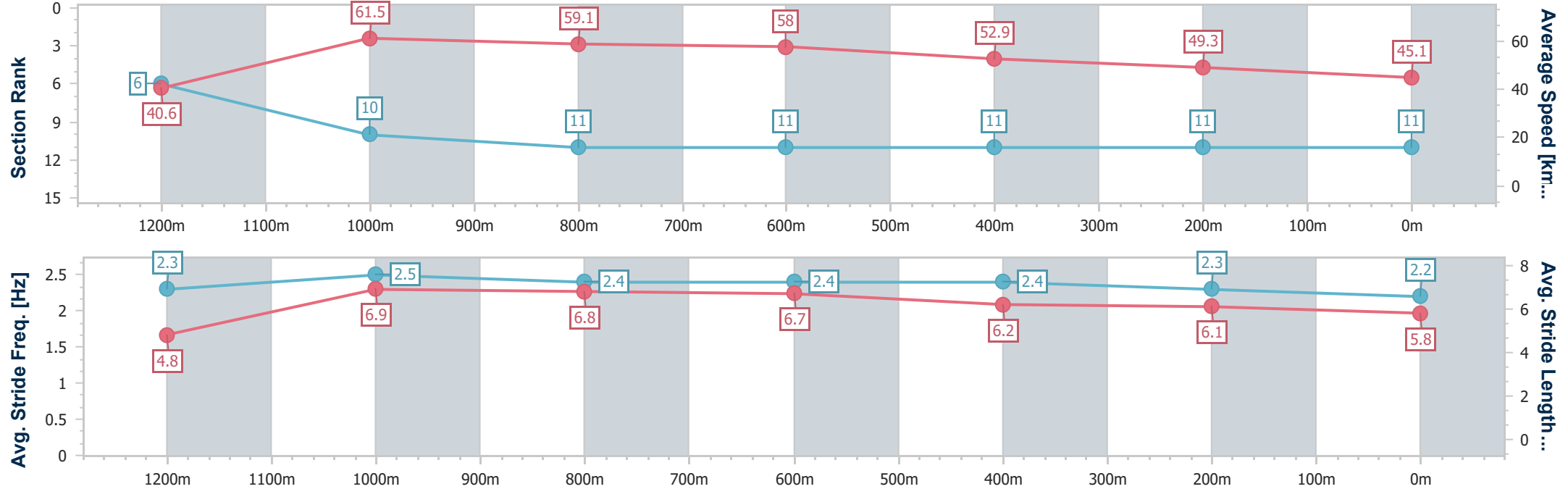
Horse/Jockey Name	Proponent
Final Rank	11
Fastest Section Time (Section)	0:09.04 (Overall)
Top Speed [km/h] (Section)	62.6 (1000m)
Race State	Finished



ToowoombaProfessional
Race 1: TTC MEMBER MITCH WILSON Maiden Handicap - 1300m
07 June 2025 - 12:48
Track Rating: Soft 5, Weather: Fine, Rail Position: True Entire Course.



Section	Overall	1200m	1000m	800m	600m	400m	200m						
Section Times	1:29.68 [11] (0:09.04)	1:20.64 [6] (0:11.80)	1:08.84 [10] (0:12.23)	0:56.61 [11] (0:12.54)	0:44.07 [11] (0:13.58)	0:30.49 [11] (0:14.61)	0:15.88 [11] (0:15.88)						
Average Speed [km/h]	40.6	61.5	59.1	58.0	52.9	49.3	45.1						
Top Speed [km/h]	43.0	62.5	62.6	60.0	58.0	53.7	50.0						
Avg. Dist. to Rail [m]	11.7	5.4	2.5	0.6	0.3	0.3	0.2						
Avg. Stride Freq. [Hz]	2.3	2.5	2.4	2.4	2.4	2.3	2.2						
Avg. Stride Length [m]	4.8	6.9	6.8	6.7	6.2	6.1	5.8						





Toowoomba Professional

Race 2: A LITTLE SWEETNESS QTIS Three-Year-Old Maiden Plate - 1100m

07 June 2025 - 13:23



Track Rating: Soft 5, Weather: Fine, Rail Position: True Entire Course.

Section		Overall				1000m	800m	600m	400m	200m	Last 600m		
Field Times		1:07.83				0:59.92	0:48.89	0:37.56	0:25.36	0:12.75	0:37.56		
		(0:07.91)				(0:11.03)	(0:11.33)	(0:12.20)	(0:12.61)	(0:12.75)			
Rank	TAB	Horse/Jockey	Barrier	Top Speed [km/h]	Fastest Section						Margin	Distance Travelled [m]	
1	11	ELEANOR NANCY	13	68.0	0:08.22	1:07.83 [1]	0:59.61 [4]	0:48.48 [6]	0:36.88 [7]	0:24.94 [6]	0:12.60 [2]	1:07.83	0:36.88
		Bailey Wheeler		1000m	Overall	(0:08.22)	(0:11.13)	(0:11.60)	(0:11.94)	(0:12.34)	(0:12.60)		
2	17	HEROIC BEACH	14	66.0	0:08.26	1:07.90 [2]	0:59.64 [7]	0:48.40 [10]	0:36.79 [9]	0:24.81 [7]	0:12.36 [5]	0.3L	0:36.79 +1
		Colleen Krahn		1000m	Overall	(0:08.26)	(0:11.24)	(0:11.61)	(0:11.98)	(0:12.45)	(0:12.36)		
3	8	TARMAC	12	67.4	0:07.91	1:08.05 [3]	1:00.14 [1]	0:49.11 [1]	0:37.78 [1]	0:25.58 [1]	0:12.97 [1]	1.1L	0:37.78 +4
		Rob Thorburn		1000m	Overall	(0:07.91)	(0:11.03)	(0:11.33)	(0:12.20)	(0:12.61)	(0:12.97)		
4	19	BESIEGE	11	68.4	0:07.96	1:08.37 [4]	1:00.41 [2]	0:49.33 [2]	0:37.78 [4]	0:25.60 [4]	0:12.84 [4]	2.9L	0:37.78 +1
		Stacey Callow		1000m	Overall	(0:07.96)	(0:11.08)	(0:11.55)	(0:12.18)	(0:12.76)	(0:12.84)		
5	13	IN GREAT SPIRIT	4	67.7	0:08.34	1:08.39 [5]	1:00.05 [10]	0:49.22 [5]	0:37.93 [3]	0:25.84 [2]	0:13.11 [3]	3L	0:37.93 -9
		Shania Willis		1000m	Overall	(0:08.34)	(0:10.83)	(0:11.29)	(0:12.09)	(0:12.73)	(0:13.11)		
6	3	IMMINENT BOOM	9	65.8	0:08.43	1:08.57 [6]	1:00.14 [12]	0:48.79 [11]	0:37.30 [11]	0:25.13 [10]	0:12.72 [7]	4L	0:37.30 -2
		Georgina Cartwright		1000m	Overall	(0:08.43)	(0:11.35)	(0:11.49)	(0:12.17)	(0:12.41)	(0:12.72)		
7	1	ATLAS JOHN	8	67.7	0:08.05	1:08.63 [7]	1:00.58 [3]	0:49.54 [3]	0:37.99 [5]	0:25.86 [5]	0:12.92 [6]	4.3L	0:37.99 -1
		Karl Zechner		1000m	Overall	(0:08.05)	(0:11.04)	(0:11.55)	(0:12.13)	(0:12.94)	(0:12.92)		
8	4	LINTHORPE LUCK	5	65.6	0:08.42	1:08.71 [8]	1:00.29 [11]	0:48.89 [12]	0:37.20 [12]	0:25.08 [11]	0:12.60 [9]	4.7L	0:37.20 -6
		Kenji Yoshida		1000m	Overall	(0:08.42)	(0:11.40)	(0:11.69)	(0:12.12)	(0:12.48)	(0:12.60)		
9	6	ROYAL EDITION	2	66.5	0:08.34	1:09.40 [9]	1:01.06 [9]	0:49.97 [9]	0:38.43 [8]	0:26.17 [8]	0:13.21 [10]	8.7L	0:38.43 -3
		Jake Molloy		1000m	Overall	(0:08.34)	(0:11.09)	(0:11.54)	(0:12.26)	(0:12.96)	(0:13.21)		
10	9	COSMIC PROPORTIONS	10	64.9	0:08.95	1:09.70 [10]	1:00.75 [14]	0:48.89 [14]	0:37.40 [14]	0:25.56 [13]	0:13.05 [11]	10.5L	0:37.40 +1
		Chris Taylor		600m	Overall	(0:08.95)	(0:11.86)	(0:11.49)	(0:11.84)	(0:12.51)	(0:13.05)		

Scratched: Count The Dough (#10), Greyt Performer (#12), Upturn (#20), Topped'up (#18), Lucky Man (#5), Sowilo Rodina (#7)

Report Created: Sat 7 June 2025 14:11 GMT+10 (Note: Timing is based on position data)

Page 1/16

[] Ranking at each section and finish
-:-:- No data available at this section
NA No data available

SCN Saddle cloth number
DNF Did not finish
DNT Did not track

data processed by TRIPLESDATA



Toowoomba Professional

Race 2: A LITTLE SWEETNESS QTIS Three-Year-Old Maiden Plate - 1100m

07 June 2025 - 13:23



Track Rating: Soft 5, Weather: Fine, Rail Position: True Entire Course.

Section					Overall	1000m	800m	600m	400m	200m	Last 600m			
Field Times					1:07.83 (0:07.91)	0:59.92 (0:11.03)	0:48.89 (0:11.33)	0:37.56 (0:12.20)	0:25.36 (0:12.61)	0:12.75 (0:12.75)	0:37.56			
Rank	TAB	Horse/Jockey	Barrier	Top Speed [km/h]	Fastest Section							Margin	Distance Travelled [m]	
11	2	HAZ STYLES	3	69.5	0:08.25	1:10.33 [11]	1:02.08 [6]	0:51.24 [3]	0:39.96 [2]	0:27.74 [3]	0:14.30 [8]	14L	0:39.96	-5
		Chelsea Baker		1000m	Overall	(0:08.25)	(0:10.84)	(0:11.28)	(0:12.22)	(0:13.44)	(0:14.30)			
12	16	AMORE SIRENA	6	65.8	0:08.26	1:10.81 [12]	1:02.55 [8]	0:51.40 [8]	0:39.89 [6]	0:27.45 [9]	0:14.09 [12]	16.8L	0:39.89	-5
		Paul Randall		1000m	Overall	(0:08.26)	(0:11.15)	(0:11.51)	(0:12.44)	(0:13.36)	(0:14.09)			
13	14	MISHANI EMPIRE	7	62.0	0:08.56	1:11.17 [13]	1:02.61 [13]	0:50.87 [13]	0:39.04 [13]	0:26.72 [14]	0:13.55 [14]	18.8L	0:39.04	-11
		Fiona Sandkuhl		1000m	Overall	(0:08.56)	(0:11.74)	(0:11.83)	(0:12.32)	(0:13.17)	(0:13.55)			
14	15	SMACKEROONY	1	66.8	0:08.24	1:12.23 [14]	1:03.99 [5]	0:52.87 [7]	0:41.05 [10]	0:28.37 [12]	0:14.62 [13]	24.8L	0:41.05	-5
		Rhiannon Payne		1000m	Overall	(0:08.24)	(0:11.12)	(0:11.82)	(0:12.68)	(0:13.75)	(0:14.62)			

Scratched: Count The Dough (#10), Greyt Performer (#12), Upturn (#20), Topped'up (#18), Lucky Man (#5), Sowilo Rodina (#7)



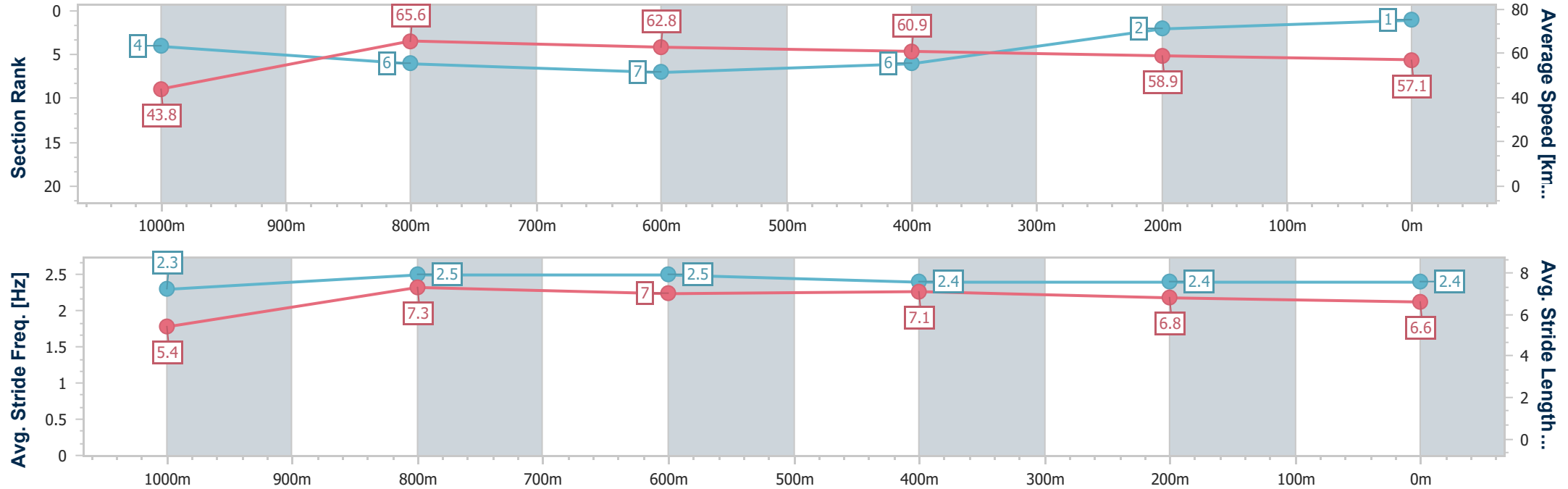
Horse/Jockey Name	Eleanor Nancy
Final Rank	1
Fastest Section Time (Section)	0:08.22 (Overall)
Top Speed [km/h] (Section)	68.0 (1000m)
Race State	Finished



ToowoombaProfessional
Race 2: A LITTLE SWEETNESS QTIS Three-Year-Old Maiden
Plate - 1100m
07 June 2025 - 13:23
Track Rating: Soft 5, Weather: Fine, Rail Position: True Entire
Course.



Section	Overall	1000m	800m	600m	400m	200m								
Section Times	1:07.83 [1] (0:08.22)	0:59.61 [4] (0:11.13)	0:48.48 [6] (0:11.60)	0:36.88 [7] (0:11.94)	0:24.94 [6] (0:12.34)	0:12.60 [2] (0:12.60)								
Average Speed [km/h]	43.8	65.6	62.8	60.9	58.9	57.1								
Top Speed [km/h]	62.9	68.0	65.2	63.2	59.6	58.1								
Avg. Dist. to Rail [m]	13.6	5.8	3.1	1.8	2.7	3.2								
Avg. Stride Freq. [Hz]	2.3	2.5	2.5	2.4	2.4	2.4								
Avg. Stride Length [m]	5.4	7.3	7.0	7.1	6.8	6.6								





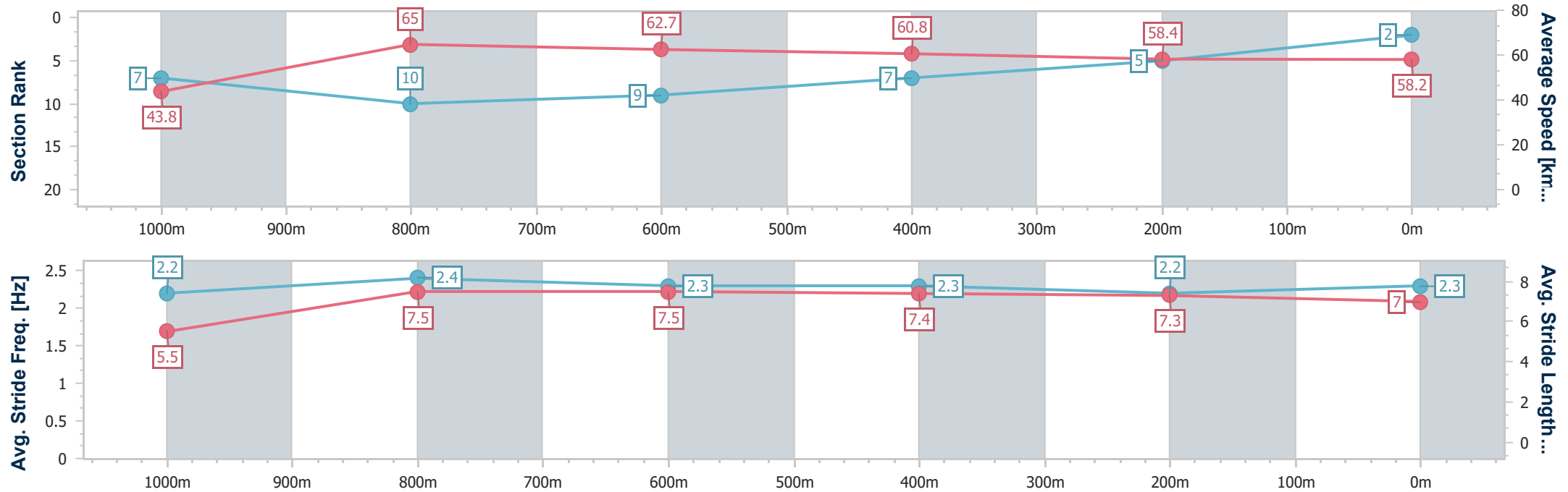
Horse/Jockey Name	Heroic Beach
Final Rank	2
Fastest Section Time (Section)	0:08.26 (Overall)
Top Speed [km/h] (Section)	66.0 (1000m)
Race State	Finished



ToowoombaProfessional
Race 2: A LITTLE SWEETNESS QTIS Three-Year-Old Maiden
Plate - 1100m
07 June 2025 - 13:23
Track Rating: Soft 5, Weather: Fine, Rail Position: True Entire
Course.



Section	Overall	1000m	800m	600m	400m	200m							
Section Times	1:07.90 [2] (0:08.26)	0:59.64 [7] (0:11.24)	0:48.40 [10] (0:11.61)	0:36.79 [9] (0:11.98)	0:24.81 [7] (0:12.45)	0:12.36 [5] (0:12.36)							
Average Speed [km/h]	43.8	65.0	62.7	60.8	58.4	58.2							
Top Speed [km/h]	62.3	66.0	65.0	62.7	59.3	58.6							
Avg. Dist. to Rail [m]	14.1	6.1	3.1	2.3	3.1	4.1							
Avg. Stride Freq. [Hz]	2.2	2.4	2.3	2.3	2.2	2.3							
Avg. Stride Length [m]	5.5	7.5	7.5	7.4	7.3	7.0							





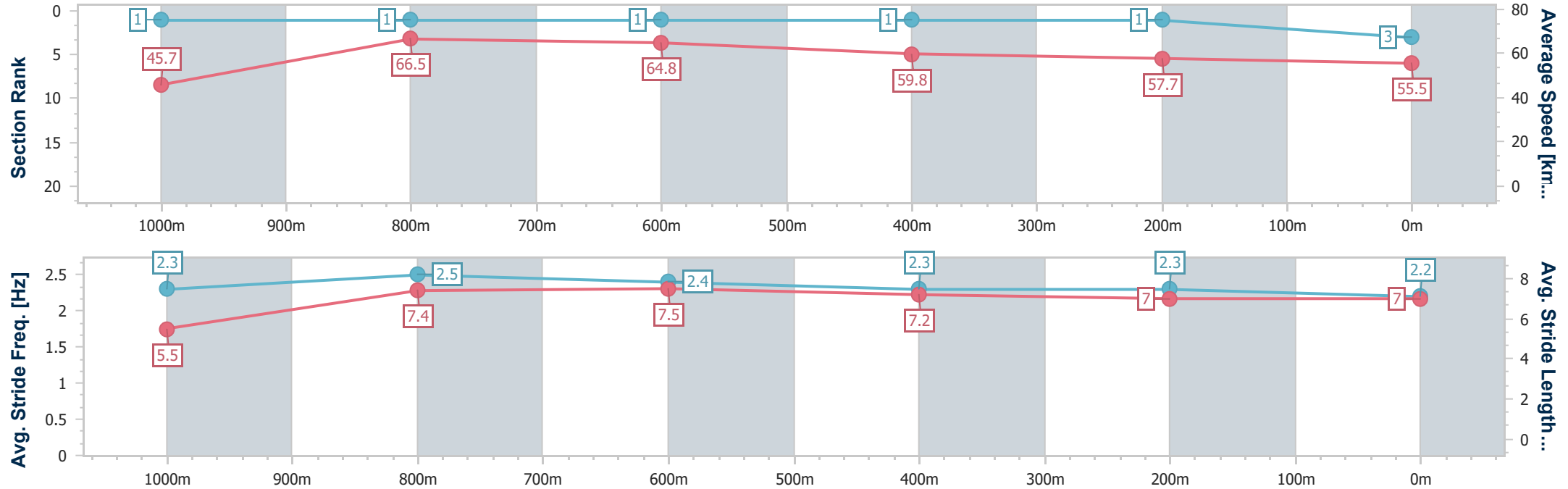
Horse/Jockey Name	Tarmac
Final Rank	3
Fastest Section Time (Section)	0:07.91 (Overall)
Top Speed [km/h] (Section)	67.4 (1000m)
Race State	Finished



ToowoombaProfessional
Race 2: A LITTLE SWEETNESS QTIS Three-Year-Old Maiden
Plate - 1100m
07 June 2025 - 13:23
Track Rating: Soft 5, Weather: Fine, Rail Position: True Entire
Course.



Section	Overall	1000m	800m	600m	400m	200m							
Section Times	1:08.05 [3] (0:07.91)	1:00.14 [1] (0:11.03)	0:49.11 [1] (0:11.33)	0:37.78 [1] (0:12.20)	0:25.58 [1] (0:12.61)	0:12.97 [1] (0:12.97)							
Average Speed [km/h]	45.7	66.5	64.8	59.8	57.7	55.5							
Top Speed [km/h]	64.7	67.4	66.7	62.7	58.3	56.1							
Avg. Dist. to Rail [m]	13.1	7.1	4.4	2.8	1.8	0.6							
Avg. Stride Freq. [Hz]	2.3	2.5	2.4	2.3	2.3	2.2							
Avg. Stride Length [m]	5.5	7.4	7.5	7.2	7.0	7.0							



[] Ranking at each section and finish
- - - - No data available at this section
NA No data available



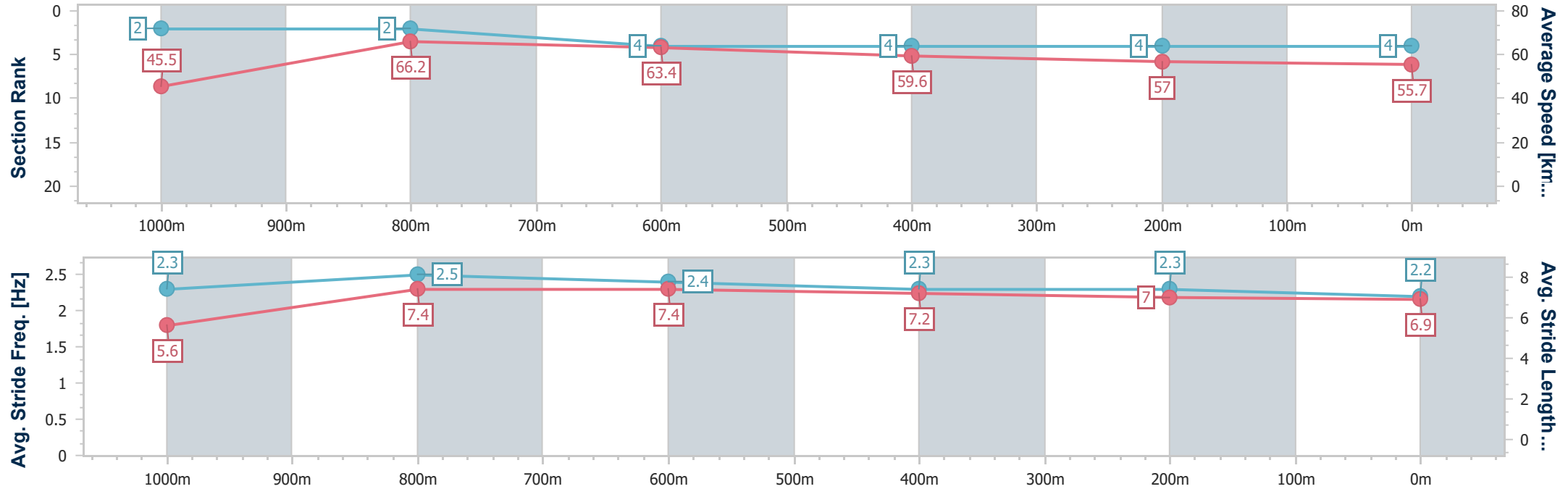
Horse/Jockey Name	Besiege
Final Rank	4
Fastest Section Time (Section)	0:07.96 (Overall)
Top Speed [km/h] (Section)	68.4 (1000m)
Race State	Finished



ToowoombaProfessional
Race 2: A LITTLE SWEETNESS QTIS Three-Year-Old Maiden
Plate - 1100m
07 June 2025 - 13:23
Track Rating: Soft 5, Weather: Fine, Rail Position: True Entire
Course.



Section	Overall	1000m	800m	600m	400m	200m							
Section Times	1:08.37 [4] (0:07.96)	1:00.41 [2] (0:11.08)	0:49.33 [2] (0:11.55)	0:37.78 [4] (0:12.18)	0:25.60 [4] (0:12.76)	0:12.84 [4] (0:12.84)							
Average Speed [km/h]	45.5	66.2	63.4	59.6	57.0	55.7							
Top Speed [km/h]	64.7	68.4	64.8	62.9	57.7	56.3							
Avg. Dist. to Rail [m]	12.0	6.2	4.5	2.4	1.8	1.0							
Avg. Stride Freq. [Hz]	2.3	2.5	2.4	2.3	2.3	2.2							
Avg. Stride Length [m]	5.6	7.4	7.4	7.2	7.0	6.9							





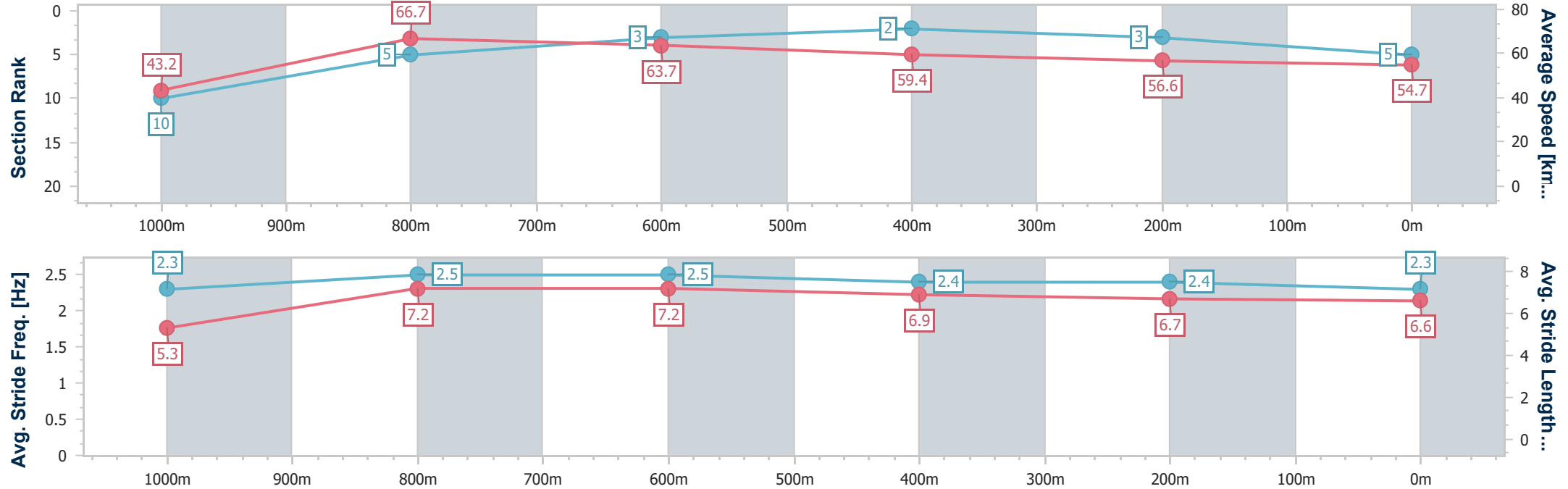
Horse/Jockey Name	In Great Spirit
Final Rank	5
Fastest Section Time (Section)	0:08.34 (Overall)
Top Speed [km/h] (Section)	67.7 (1000m)
Race State	Finished



ToowoombaProfessional
Race 2: A LITTLE SWEETNESS QTIS Three-Year-Old Maiden
Plate - 1100m
07 June 2025 - 13:23
Track Rating: Soft 5, Weather: Fine, Rail Position: True Entire
Course.



Section	Overall	1000m	800m	600m	400m	200m							
Section Times	1:08.39 [5] (0:08.34)	1:00.05 [10] (0:10.83)	0:49.22 [5] (0:11.29)	0:37.93 [3] (0:12.09)	0:25.84 [2] (0:12.73)	0:13.11 [3] (0:13.11)							
Average Speed [km/h]	43.2	66.7	63.7	59.4	56.6	54.7							
Top Speed [km/h]	64.0	67.7	67.6	62.7	57.4	55.5							
Avg. Dist. to Rail [m]	4.8	0.9	1.0	0.5	0.4	1.3							
Avg. Stride Freq. [Hz]	2.3	2.5	2.5	2.4	2.4	2.3							
Avg. Stride Length [m]	5.3	7.2	7.2	6.9	6.7	6.6							





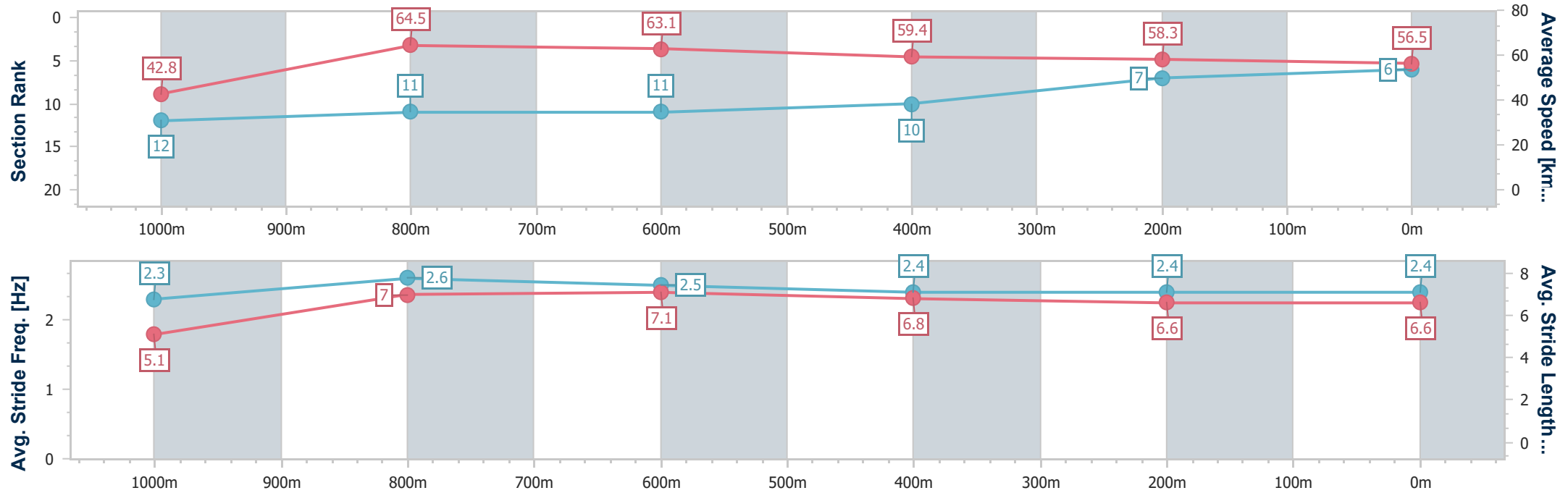
Horse/Jockey Name	Imminent Boom
Final Rank	6
Fastest Section Time (Section)	0:08.43 (Overall)
Top Speed [km/h] (Section)	65.8 (1000m)
Race State	Finished



ToowoombaProfessional
Race 2: A LITTLE SWEETNESS QTIS Three-Year-Old Maiden
Plate - 1100m
07 June 2025 - 13:23
Track Rating: Soft 5, Weather: Fine, Rail Position: True Entire
Course.



Section	Overall	1000m	800m	600m	400m	200m							
Section Times	1:08.57 [6] (0:08.43)	1:00.14 [12] (0:11.35)	0:48.79 [11] (0:11.49)	0:37.30 [11] (0:12.17)	0:25.13 [10] (0:12.41)	0:12.72 [7] (0:12.72)							
Average Speed [km/h]	42.8	64.5	63.1	59.4	58.3	56.5							
Top Speed [km/h]	61.9	65.8	64.5	62.7	60.0	58.1							
Avg. Dist. to Rail [m]	10.0	5.1	1.4	1.1	2.0	3.8							
Avg. Stride Freq. [Hz]	2.3	2.6	2.5	2.4	2.4	2.4							
Avg. Stride Length [m]	5.1	7.0	7.1	6.8	6.6	6.6							



[] Ranking at each section and finish
- - - - No data available at this section
NA No data available



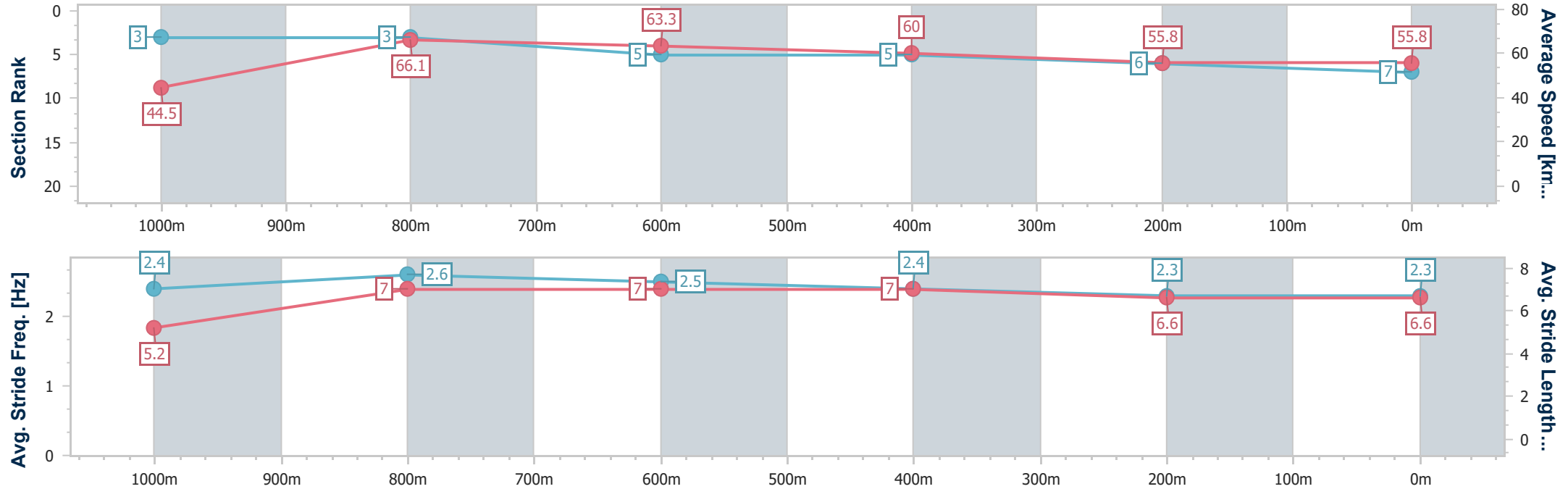
Horse/Jockey Name	Atlas John
Final Rank	7
Fastest Section Time (Section)	0:08.05 (Overall)
Top Speed [km/h] (Section)	67.7 (1000m)
Race State	Finished



ToowoombaProfessional
Race 2: A LITTLE SWEETNESS QTIS Three-Year-Old Maiden
Plate - 1100m
07 June 2025 - 13:23
Track Rating: Soft 5, Weather: Fine, Rail Position: True Entire
Course.



Section	Overall	1000m	800m	600m	400m	200m							
Section Times	1:08.63 [7] (0:08.05)	1:00.58 [3] (0:11.04)	0:49.54 [3] (0:11.55)	0:37.99 [5] (0:12.13)	0:25.86 [5] (0:12.94)	0:12.92 [6] (0:12.92)							
Average Speed [km/h]	44.5	66.1	63.3	60.0	55.8	55.8							
Top Speed [km/h]	64.3	67.7	64.9	61.9	57.0	56.4							
Avg. Dist. to Rail [m]	8.3	4.2	3.6	1.9	1.9	1.7							
Avg. Stride Freq. [Hz]	2.4	2.6	2.5	2.4	2.3	2.3							
Avg. Stride Length [m]	5.2	7.0	7.0	7.0	6.6	6.6							





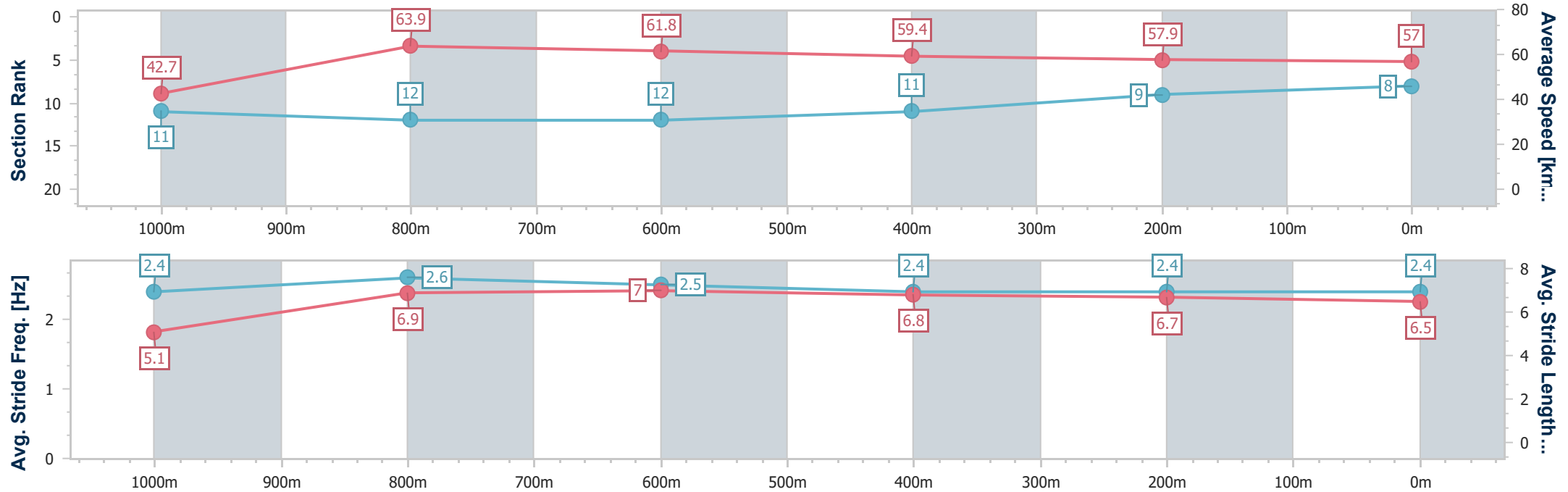
Horse/Jockey Name	Linthorpe Luck
Final Rank	8
Fastest Section Time (Section)	0:08.42 (Overall)
Top Speed [km/h] (Section)	65.6 (1000m)
Race State	Finished



ToowoombaProfessional
Race 2: A LITTLE SWEETNESS QTIS Three-Year-Old Maiden
Plate - 1100m
07 June 2025 - 13:23
Track Rating: Soft 5, Weather: Fine, Rail Position: True Entire
Course.



Section	Overall	1000m	800m	600m	400m	200m							
Section Times	1:08.71 [8] (0:08.42)	1:00.29 [11] (0:11.40)	0:48.89 [12] (0:11.69)	0:37.20 [12] (0:12.12)	0:25.08 [11] (0:12.48)	0:12.60 [9] (0:12.60)							
Average Speed [km/h]	42.7	63.9	61.8	59.4	57.9	57.0							
Top Speed [km/h]	61.5	65.6	62.9	61.7	58.9	58.1							
Avg. Dist. to Rail [m]	5.5	3.6	0.7	0.4	1.4	4.2							
Avg. Stride Freq. [Hz]	2.4	2.6	2.5	2.4	2.4	2.4							
Avg. Stride Length [m]	5.1	6.9	7.0	6.8	6.7	6.5							



[] Ranking at each section and finish
-.-.- No data available at this section
NA No data available



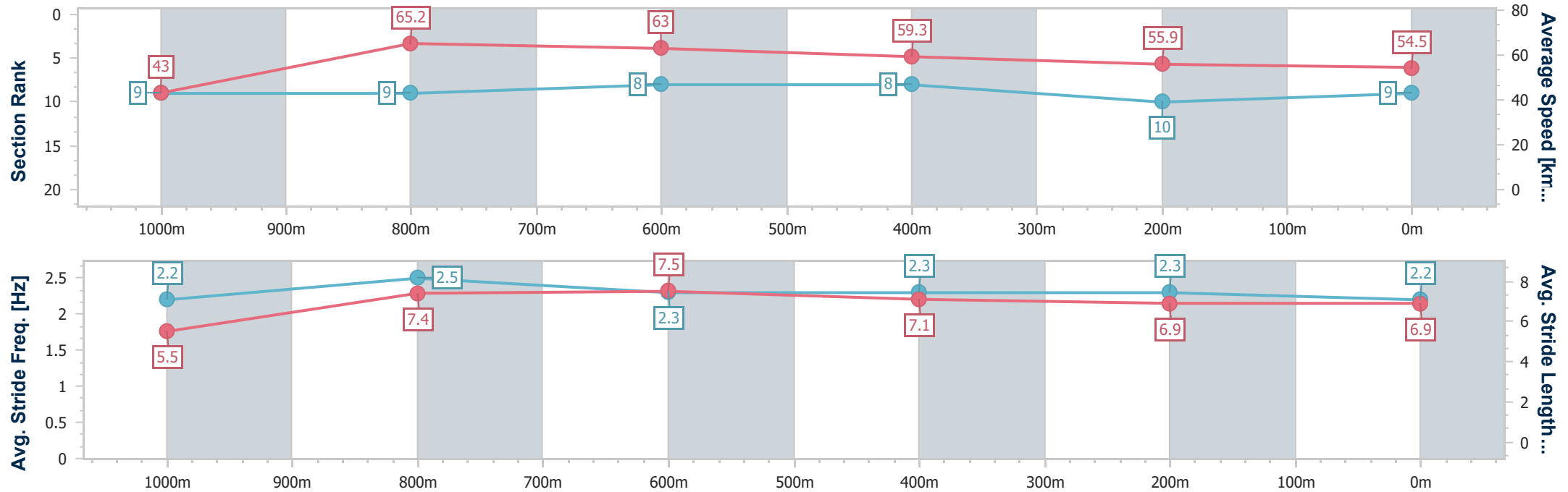
Horse/Jockey Name	Royal Edition
Final Rank	9
Fastest Section Time (Section)	0:08.34 (Overall)
Top Speed [km/h] (Section)	66.5 (1000m)
Race State	Finished



ToowoombaProfessional
Race 2: A LITTLE SWEETNESS QTIS Three-Year-Old Maiden
Plate - 1100m
07 June 2025 - 13:23
Track Rating: Soft 5, Weather: Fine, Rail Position: True Entire
Course.



Section	Overall	1000m	800m	600m	400m	200m							
Section Times	1:09.40 [9] (0:08.34)	1:01.06 [9] (0:11.09)	0:49.97 [9] (0:11.54)	0:38.43 [8] (0:12.26)	0:26.17 [8] (0:12.96)	0:13.21 [10] (0:13.21)							
Average Speed [km/h]	43.0	65.2	63.0	59.3	55.9	54.5							
Top Speed [km/h]	60.8	66.5	65.1	62.0	57.1	55.2							
Avg. Dist. to Rail [m]	1.4	1.1	2.1	2.3	2.0	2.3							
Avg. Stride Freq. [Hz]	2.2	2.5	2.3	2.3	2.3	2.2							
Avg. Stride Length [m]	5.5	7.4	7.5	7.1	6.9	6.9							





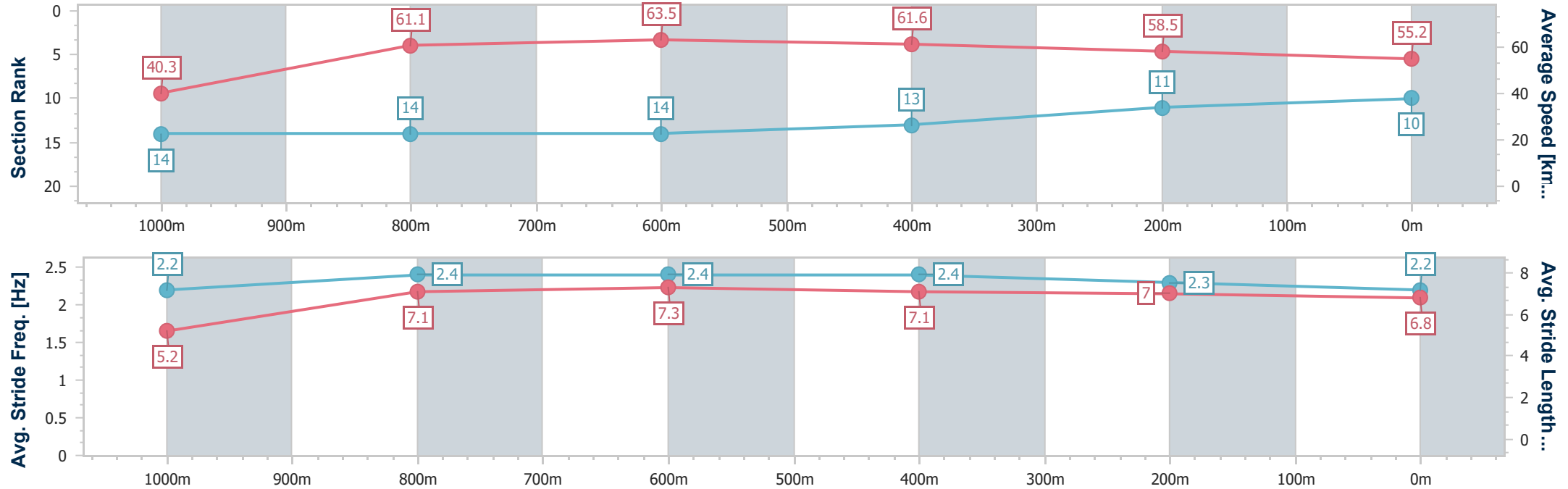
Horse/Jockey Name	Cosmic Proportions
Final Rank	10
Fastest Section Time (Section)	0:08.95 (Overall)
Top Speed [km/h] (Section)	64.9 (600m)
Race State	Finished



ToowoombaProfessional
Race 2: A LITTLE SWEETNESS QTIS Three-Year-Old Maiden
Plate - 1100m
07 June 2025 - 13:23
Track Rating: Soft 5, Weather: Fine, Rail Position: True Entire
Course.



Section	Overall	1000m	800m	600m	400m	200m							
Section Times	1:09.70 [10] (0:08.95)	1:00.75 [14] (0:11.86)	0:48.89 [14] (0:11.49)	0:37.40 [14] (0:11.84)	0:25.56 [13] (0:12.51)	0:13.05 [11] (0:13.05)							
Average Speed [km/h]	40.3	61.1	63.5	61.6	58.5	55.2							
Top Speed [km/h]	57.7	62.8	64.2	64.9	59.7	56.3							
Avg. Dist. to Rail [m]	9.0	1.9	3.1	3.1	4.5	5.4							
Avg. Stride Freq. [Hz]	2.2	2.4	2.4	2.4	2.3	2.2							
Avg. Stride Length [m]	5.2	7.1	7.3	7.1	7.0	6.8							





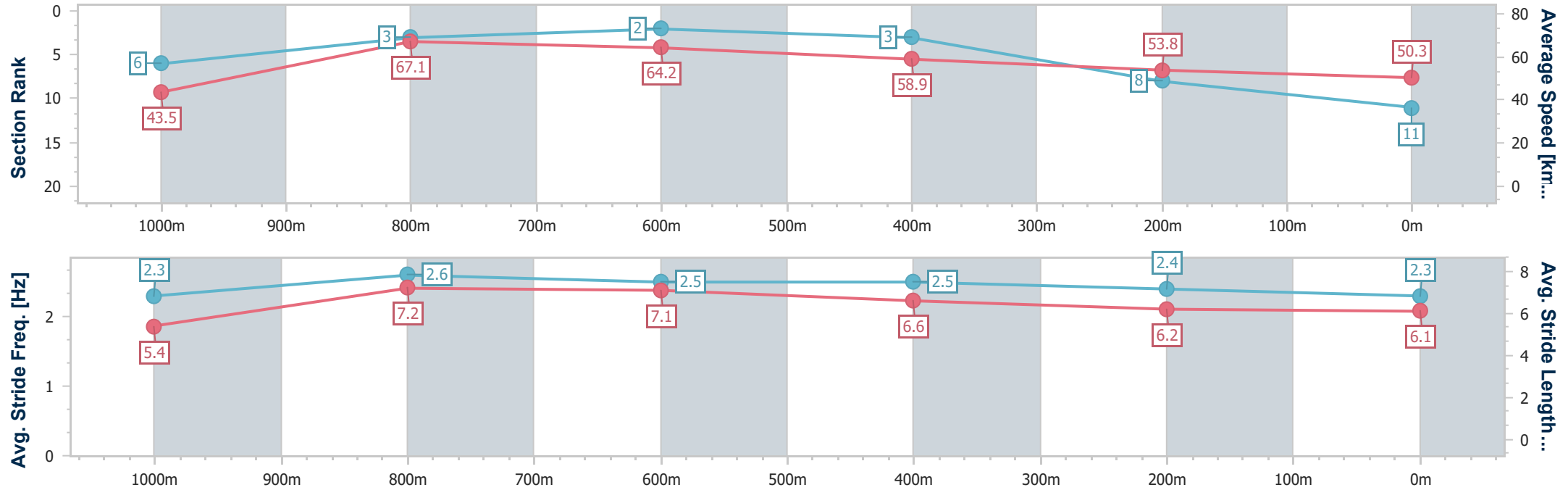
Horse/Jockey Name	Haz Styles
Final Rank	11
Fastest Section Time (Section)	0:08.25 (Overall)
Top Speed [km/h] (Section)	69.5 (1000m)
Race State	Finished



ToowoombaProfessional
Race 2: A LITTLE SWEETNESS QTIS Three-Year-Old Maiden
Plate - 1100m
07 June 2025 - 13:23
Track Rating: Soft 5, Weather: Fine, Rail Position: True Entire
Course.



Section	Overall	1000m	800m	600m	400m	200m							
Section Times	1:10.33 [11] (0:08.25)	1:02.08 [6] (0:10.84)	0:51.24 [3] (0:11.28)	0:39.96 [2] (0:12.22)	0:27.74 [3] (0:13.44)	0:14.30 [8] (0:14.30)							
Average Speed [km/h]	43.5	67.1	64.2	58.9	53.8	50.3							
Top Speed [km/h]	63.8	69.5	66.4	63.2	56.9	51.7							
Avg. Dist. to Rail [m]	4.8	2.5	1.0	0.6	1.1	0.6							
Avg. Stride Freq. [Hz]	2.3	2.6	2.5	2.5	2.4	2.3							
Avg. Stride Length [m]	5.4	7.2	7.1	6.6	6.2	6.1							





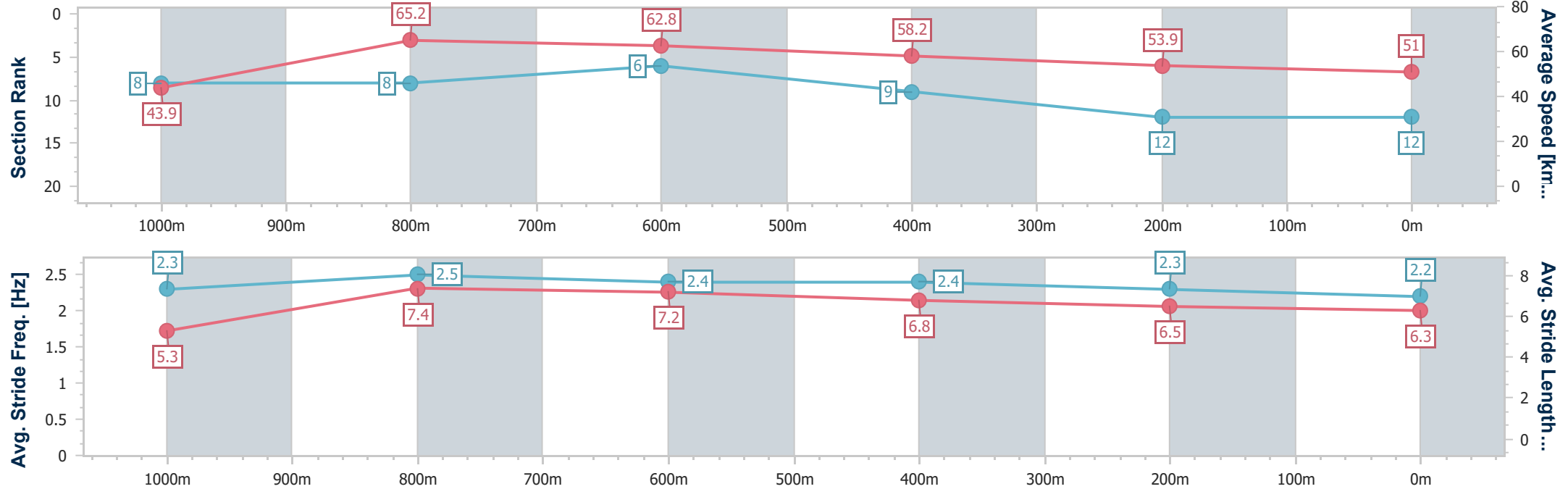
Horse/Jockey Name	Amore Sirena
Final Rank	12
Fastest Section Time (Section)	0:08.26 (Overall)
Top Speed [km/h] (Section)	65.8 (1000m)
Race State	Finished



ToowoombaProfessional
Race 2: A LITTLE SWEETNESS QTIS Three-Year-Old Maiden
Plate - 1100m
07 June 2025 - 13:23
Track Rating: Soft 5, Weather: Fine, Rail Position: True Entire
Course.



Section	Overall	1000m	800m	600m	400m	200m							
Section Times	1:10.81 [12] (0:08.26)	1:02.55 [8] (0:11.15)	0:51.40 [8] (0:11.51)	0:39.89 [6] (0:12.44)	0:27.45 [9] (0:13.36)	0:14.09 [12] (0:14.09)							
Average Speed [km/h]	43.9	65.2	62.8	58.2	53.9	51.0							
Top Speed [km/h]	65.1	65.8	65.5	61.4	55.3	52.9							
Avg. Dist. to Rail [m]	7.1	3.8	1.6	0.9	0.5	0.3							
Avg. Stride Freq. [Hz]	2.3	2.5	2.4	2.4	2.3	2.2							
Avg. Stride Length [m]	5.3	7.4	7.2	6.8	6.5	6.3							





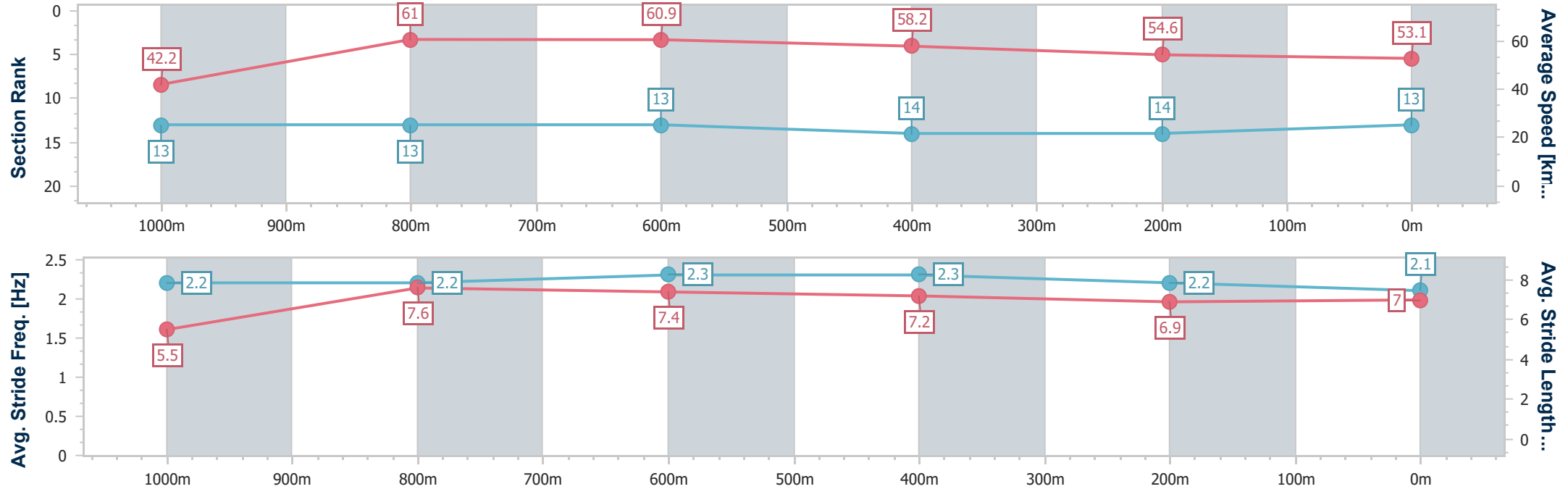
Horse/Jockey Name	Mishani Empire
Final Rank	13
Fastest Section Time (Section)	0:08.56 (Overall)
Top Speed [km/h] (Section)	62.0 (1000m)
Race State	Finished



ToowoombaProfessional
Race 2: A LITTLE SWEETNESS QTIS Three-Year-Old Maiden
Plate - 1100m
07 June 2025 - 13:23
Track Rating: Soft 5, Weather: Fine, Rail Position: True Entire
Course.



Section	Overall	1000m	800m	600m	400m	200m								
Section Times	1:11.17 [13] (0:08.56)	1:02.61 [13] (0:11.74)	0:50.87 [13] (0:11.83)	0:39.04 [13] (0:12.32)	0:26.72 [14] (0:13.17)	0:13.55 [14] (0:13.55)								
Average Speed [km/h]	42.2	61.0	60.9	58.2	54.6	53.1								
Top Speed [km/h]	58.7	62.0	61.6	61.6	55.1	54.6								
Avg. Dist. to Rail [m]	3.9	0.8	0.4	0.2	0.2	1.0								
Avg. Stride Freq. [Hz]	2.2	2.2	2.3	2.3	2.2	2.1								
Avg. Stride Length [m]	5.5	7.6	7.4	7.2	6.9	7.0								





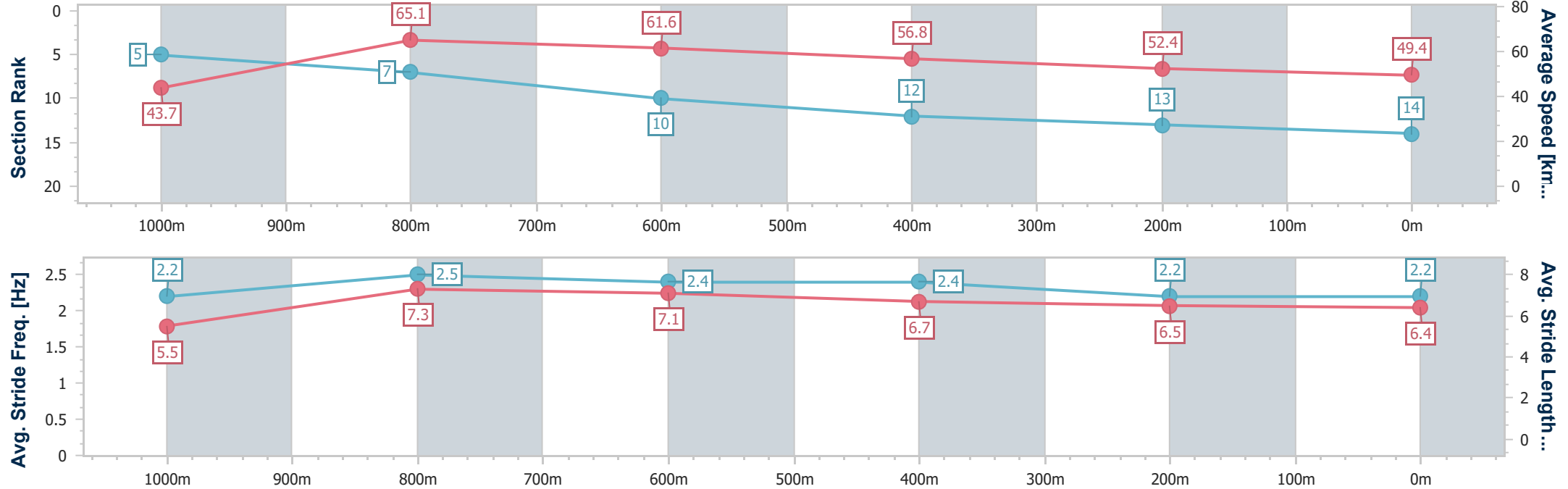
Horse/Jockey Name	Smackeroony
Final Rank	14
Fastest Section Time (Section)	0:08.24 (Overall)
Top Speed [km/h] (Section)	66.8 (1000m)
Race State	Finished



ToowoombaProfessional
Race 2: A LITTLE SWEETNESS QTIS Three-Year-Old Maiden
Plate - 1100m
07 June 2025 - 13:23
Track Rating: Soft 5, Weather: Fine, Rail Position: True Entire
Course.



Section	Overall	1000m	800m	600m	400m	200m								
Section Times	1:12.23 [14] (0:08.24)	1:03.99 [5] (0:11.12)	0:52.87 [7] (0:11.82)	0:41.05 [10] (0:12.68)	0:28.37 [12] (0:13.75)	0:14.62 [13] (0:14.62)								
Average Speed [km/h]	43.7	65.1	61.6	56.8	52.4	49.4								
Top Speed [km/h]	61.6	66.8	63.3	60.0	53.2	50.8								
Avg. Dist. to Rail [m]	1.5	2.1	2.6	0.9	0.8	1.3								
Avg. Stride Freq. [Hz]	2.2	2.5	2.4	2.4	2.2	2.2								
Avg. Stride Length [m]	5.5	7.3	7.1	6.7	6.5	6.4								





Toowoomba Professional
Race 3: NEWLANDS GROUP QTIS Three-Year-Old BENCHMARK 60
Handicap - 1625m
07 June 2025 - 13:57



Track Rating: Soft 5, Weather: Fine, Rail Position: True Entire Course.

Section						Overall	1400m	1200m	1000m	800m	600m	400m	Last 600m	
Field Times						1:40.64 (0:14.04)	1:26.60 (0:10.72)	1:15.88 (0:11.53)	1:04.35 (0:12.17)	0:52.18 (0:12.79)	0:39.39 (0:13.26)	0:26.13 (0:13.09)	0:39.39	
Rank	TAB	Horse/Jockey	Barrier	Top Speed [km/h]	Fastest Section									Distance Travelled [m]
1	1	SIR GOLDALOT	6	70.7	0:11.16	1:40.64 [1]	1:26.12 [6]	1:14.96 [7]	1:03.46 [5]	0:51.34 [5]	0:38.64 [5]	0:25.87 [2]	0:38.64	
		Shania Willis		Overall	1400m	(0:14.52)	(0:11.16)	(0:11.50)	(0:12.12)	(0:12.70)	(0:12.77)	(0:12.83)		
2	2	EXTOL	12	69.7	0:11.06	1:41.33 [2]	1:26.50 [9]	1:15.44 [10]	1:03.90 [10]	0:51.71 [8]	0:39.15 [6]	0:26.36 [3]	0:39.15 +1	
		Bailey Wheeler		Overall	1400m	(0:14.83)	(0:11.06)	(0:11.54)	(0:12.19)	(0:12.56)	(0:12.79)	(0:12.98)		
3	12	GREAT ANGLES	9	70.0	0:11.07	1:41.59 [3]	1:26.89 [8]	1:15.82 [9]	1:04.23 [8]	0:52.14 [7]	0:39.36 [8]	0:26.29 [5]	0:39.36 +1	
		Kenji Yoshida		1400m	1400m	(0:14.70)	(0:11.07)	(0:11.59)	(0:12.09)	(0:12.78)	(0:13.07)	(0:13.16)		
4	6	PROPOSE	8	68.4	0:10.97	1:42.22 [4]	1:26.55 [12]	1:15.58 [12]	1:04.22 [11]	0:52.02 [11]	0:39.34 [11]	0:26.36 [9]	0:39.34 -8	
		Colleen Krahn		Overall	1400m	(0:15.67)	(0:10.97)	(0:11.36)	(0:12.20)	(0:12.68)	(0:12.98)	(0:13.60)		
5	13	YES I'M UGLY	11	70.2	0:10.58	1:42.33 [5]	1:28.15 [2]	1:17.57 [1]	1:06.04 [1]	0:53.87 [1]	0:41.08 [1]	0:27.82 [1]	0:41.08 -4	
		Rob Thorburn		Overall	1400m	(0:14.18)	(0:10.58)	(0:11.53)	(0:12.17)	(0:12.79)	(0:13.26)	(0:13.57)		
6	8	INVISIBLE TARGET	7	70.6	0:10.85	1:43.56 [6]	1:28.67 [10]	1:17.82 [8]	1:06.16 [9]	0:53.90 [10]	0:41.19 [9]	0:27.83 [8]	0:41.19 -8	
		Karl Zechner		1400m	1400m	(0:14.89)	(0:10.85)	(0:11.66)	(0:12.26)	(0:12.71)	(0:13.36)	(0:13.66)		
7	14	AS EXPECTED	2	71.0	0:10.86	1:44.05 [7]	1:29.68 [4]	1:18.82 [4]	1:07.24 [4]	0:55.02 [4]	0:42.22 [4]	0:28.95 [4]	0:42.22 -6	
		Jake Molloy		1400m	1400m	(0:14.37)	(0:10.86)	(0:11.58)	(0:12.22)	(0:12.80)	(0:13.27)	(0:13.98)		
8	11	WHISKEY GLASSES	3	71.2	0:11.04	1:45.82 [8]	1:31.43 [5]	1:20.39 [6]	1:08.63 [6]	0:56.18 [9]	0:43.11 [10]	0:29.61 [10]	0:43.11 -4	
		Stacey Callow		Overall	1400m	(0:14.39)	(0:11.04)	(0:11.76)	(0:12.45)	(0:13.07)	(0:13.50)	(0:14.43)		
9	9	ROYAL GLADIATOR	4	70.2	0:10.66	1:46.70 [9]	1:32.34 [3]	1:21.68 [3]	1:10.09 [3]	0:57.83 [3]	0:44.90 [3]	0:31.32 [6]	0:44.90 -16	
		Georgina Cartwright		Overall	1400m	(0:14.36)	(0:10.66)	(0:11.59)	(0:12.26)	(0:12.93)	(0:13.58)	(0:14.64)		
10	5	KING'S WARRIOR	5	66.5	0:11.40	1:47.22 [10]	1:32.24 [11]	1:20.84 [11]	1:08.99 [12]	0:56.54 [12]	0:43.56 [12]	0:29.78 [12]	0:43.56 -9	
		Fiona Sandkuhl		Overall	1400m	(0:14.98)	(0:11.40)	(0:11.85)	(0:12.45)	(0:12.98)	(0:13.78)	(0:14.44)		

Scratched: Standlee (#10), Hearty Henry (#15), Barbie Star (#7), Alfa Dundee (#16)

Report Created: Sat 7 June 2025 14:40 GMT+10 (Note: Timing is based on position data)

Page 1/16

[] Ranking at each section and finish
-:-:- No data available at this section
NA No data available
SCN Saddle cloth number
DNF Did not finish
DNT Did not track

data processed by TRIPLESDATA



Toowoomba Professional
Race 3: NEWLANDS GROUP QTIS Three-Year-Old BENCHMARK 60
Handicap - 1625m
07 June 2025 - 13:57



Track Rating: Soft 5, Weather: Fine, Rail Position: True Entire Course.

Section						Overall	1400m	1200m	1000m	800m	600m	400m	Last 600m	
Field Times						1:40.64 (0:14.04)	1:26.60 (0:10.72)	1:15.88 (0:11.53)	1:04.35 (0:12.17)	0:52.18 (0:12.79)	0:39.39 (0:13.26)	0:26.13 (0:13.09)	0:39.39	
Rank	TAB	Horse/Jockey	Barrier	Top Speed [km/h]	Fastest Section									Distance Travelled [m]
11	4	JUST WANT YOU BACK	1	71.6	0:10.73	1:47.31 [11]	1:32.70 [7]	1:21.97 [5]	1:10.10 [7]	0:57.94 [6]	0:45.08 [7]	0:31.06 [11]	0:45.08	-15
		Chelsea Baker		Overall	1400m	(0:14.61)	(0:10.73)	(0:11.87)	(0:12.16)	(0:12.86)	(0:14.02)	(0:14.70)		
12	3	GALAXY SUNSET	10	70.2	0:10.74	1:47.83 [12]	1:33.79 [1]	1:23.05 [2]	1:11.54 [2]	0:59.33 [2]	0:46.41 [2]	0:32.41 [7]	0:46.41	-8
		Chris Taylor		Overall	1400m	(0:14.04)	(0:10.74)	(0:11.51)	(0:12.21)	(0:12.92)	(0:14.00)	(0:15.56)		

Scratched: Standlee (#10), Hearty Henry (#15), Barbie Star (#7), Alfa Dundee (#16)



Toowoomba Professional
Race 3: NEWLANDS GROUP QTIS Three-Year-Old BENCHMARK 60
Handicap - 1625m
07 June 2025 - 13:57



Track Rating: Soft 5, Weather: Fine, Rail Position: True Entire Course.

Section Field Times		200m 0:13.04 (0:13.04)					Last 600m 0:39.39		
Rank	TAB	Horse/Jockey	Barrier	Top Speed [km/h]	Fastest Section	Margin		Distance Travelled [m]	
1	1	SIR GOLDALOT	6	70.7	0:11.16	0:13.04 [1]	1:40.64	0:38.64	
		Shania Willis		Overall	1400m	(0:13.04)			
2	2	EXTOL	12	69.7	0:11.06	0:13.38 [2]	4L	0:39.15	+1
		Bailey Wheeler		Overall	1400m	(0:13.38)			
3	12	GREAT ANGLES	9	70.0	0:11.07	0:13.13 [4]	5.5L	0:39.36	+1
		Kenji Yoshida		1400m	1400m	(0:13.13)			
4	6	PROPOSE	8	68.4	0:10.97	0:12.76 [7]	9L	0:39.34	-8
		Colleen Krahnen		Overall	1400m	(0:12.76)			
5	13	YES I'M UGLY	11	70.2	0:10.58	0:14.25 [3]	9.5L	0:41.08	-4
		Rob Thorburn		Overall	1400m	(0:14.25)			
6	8	INVISIBLE TARGET	7	70.6	0:10.85	0:14.17 [6]	16.5L	0:41.19	-8
		Karl Zechner		1400m	1400m	(0:14.17)			
7	14	AS EXPECTED	2	71.0	0:10.86	0:14.97 [5]	19.3L	0:42.22	-6
		Jake Molloy		1400m	1400m	(0:14.97)			
8	11	WHISKEY GLASSES	3	71.2	0:11.04	0:15.18 [9]	29.6L	0:43.11	-4
		Stacey Callow		Overall	1400m	(0:15.18)			
9	9	ROYAL GLADIATOR	4	70.2	0:10.66	0:16.68 [8]	34.6L	0:44.90	-16
		Georgina Cartwright		Overall	1400m	(0:16.68)			
10	5	KING'S WARRIOR	5	66.5	0:11.40	0:15.34 [12]	37.6L	0:43.56	-9
		Fiona Sandkuhl		Overall	1400m	(0:15.34)			

Scratched: Standlee (#10), Hearty Henry (#15), Barbie Star (#7), Alfa Dundee (#16)

Report Created: Sat 7 June 2025 14:40 GMT+10 (Note: Timing is based on position data)

Page 3/16

[] Ranking at each section and finish
-:-:- No data available at this section
NA No data available

SCN Saddle cloth number
DNF Did not finish
DNT Did not track

data processed by  TRIPLESDATA



Toowoomba Professional
Race 3: NEWLANDS GROUP QTIS Three-Year-Old BENCHMARK 60
Handicap - 1625m
07 June 2025 - 13:57



Track Rating: Soft 5, Weather: Fine, Rail Position: True Entire Course.

Section						200m	Last 600m		
Field Times						0:13.04 (0:13.04)	0:39.39		
Rank	TAB	Horse/Jockey	Barrier	Top Speed [km/h]	Fastest Section	Margin		Distance Travelled [m]	
11	4	JUST WANT YOU BACK	1	71.6	0:10.73	0:16.36 [10]	38.1L	0:45.08	-15
		Chelsea Baker		Overall	1400m	(0:16.36)			
12	3	GALAXY SUNSET	10	70.2	0:10.74	0:16.85 [11]	41.1L	0:46.41	-8
		Chris Taylor		Overall	1400m	(0:16.85)			

Scratched: Standlee (#10), Hearty Henry (#15), Barbie Star (#7), Alfa Dundee (#16)



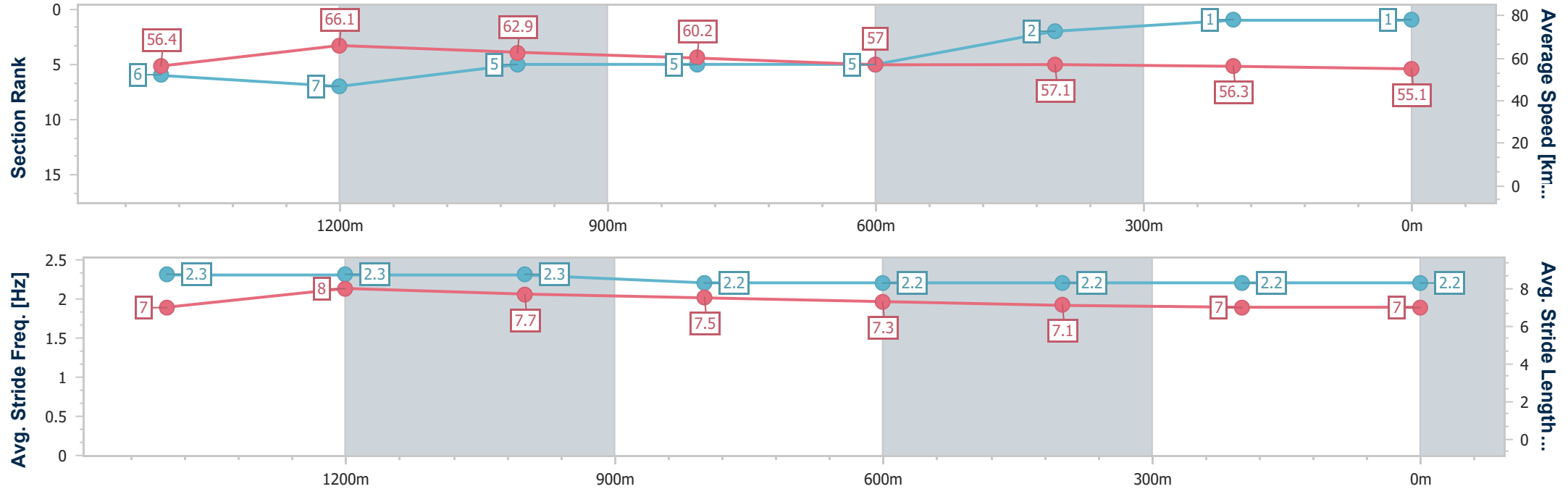
Horse/Jockey Name	Sir Goldalot
Final Rank	1
Fastest Section Time (Section)	0:11.16 (1400m)
Top Speed [km/h] (Section)	70.7 (Overall)
Race State	Finished



ToowoombaProfessional
Race 3: NEWLANDS GROUP QTIS Three-Year-Old
BENCHMARK 60 Handicap - 1625m
07 June 2025 - 13:57
Track Rating: Soft 5, Weather: Fine, Rail Position: True Entire
Course.



Section	Overall	1400m	1200m	1000m	800m	600m	400m	200m					
Section Times	1:40.64 [1] (0:14.52)	1:26.12 [6] (0:11.16)	1:14.96 [7] (0:11.50)	1:03.46 [5] (0:12.12)	0:51.34 [5] (0:12.70)	0:38.64 [5] (0:12.77)	0:25.87 [2] (0:12.83)	0:13.04 [1] (0:13.04)					
Average Speed [km/h]	56.4	66.1	62.9	60.2	57.0	57.1	56.3	55.1					
Top Speed [km/h]	70.7	70.7	64.6	62.4	58.2	58.5	57.0	55.9					
Avg. Dist. to Rail [m]	7.4	4.8	4.1	3.2	2.5	2.1	1.3	4.2					
Avg. Stride Freq. [Hz]	2.3	2.3	2.3	2.2	2.2	2.2	2.2	2.2					
Avg. Stride Length [m]	7.0	8.0	7.7	7.5	7.3	7.1	7.0	7.0					





Horse/Jockey Name	Extol
Final Rank	2
Fastest Section Time (Section)	0:11.06 (1400m)
Top Speed [km/h] (Section)	69.7 (Overall)
Race State	Finished

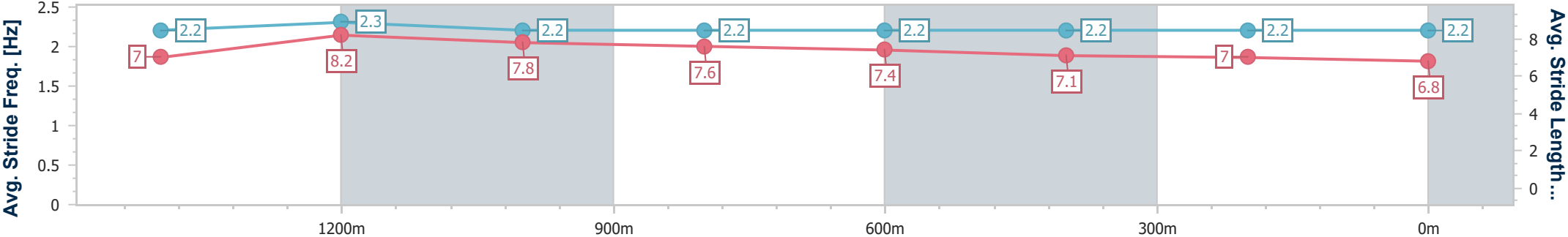
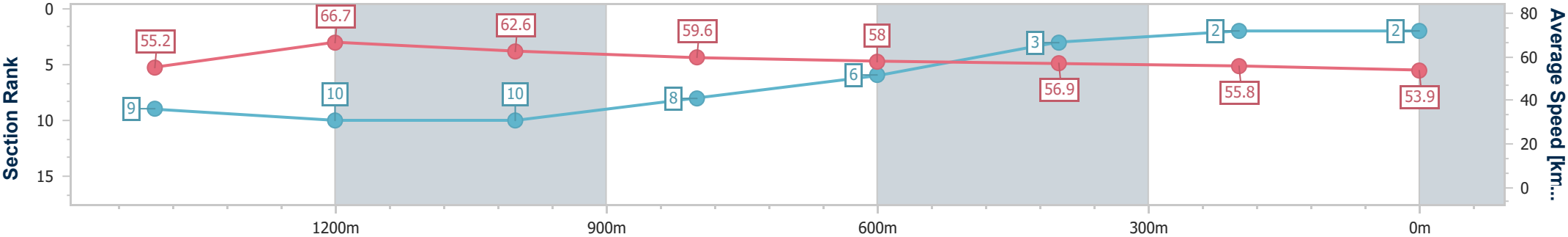


ToowoombaProfessional
Race 3: NEWLANDS GROUP QTIS Three-Year-Old
BENCHMARK 60 Handicap - 1625m



07 June 2025 - 13:57
Track Rating: Soft 5, Weather: Fine, Rail Position: True Entire
Course.

Section	Overall	1400m	1200m	1000m	800m	600m	400m	200m					
Section Times	1:41.33 [2] (0:14.83)	1:26.50 [9] (0:11.06)	1:15.44 [10] (0:11.54)	1:03.90 [10] (0:12.19)	0:51.71 [8] (0:12.56)	0:39.15 [6] (0:12.79)	0:26.36 [3] (0:12.98)	0:13.38 [2] (0:13.38)					
Average Speed [km/h]	55.2	66.7	62.6	59.6	58.0	56.9	55.8	53.9					
Top Speed [km/h]	69.7	69.5	66.0	60.7	59.1	58.1	56.5	55.1					
Avg. Dist. to Rail [m]	9.1	4.0	2.5	3.0	2.9	2.1	2.9	5.1					
Avg. Stride Freq. [Hz]	2.2	2.3	2.2	2.2	2.2	2.2	2.2	2.2					
Avg. Stride Length [m]	7.0	8.2	7.8	7.6	7.4	7.1	7.0	6.8					





Horse/Jockey Name	Great Angles
Final Rank	3
Fastest Section Time (Section)	0:11.07 (1400m)
Top Speed [km/h] (Section)	70.0 (1400m)
Race State	Finished

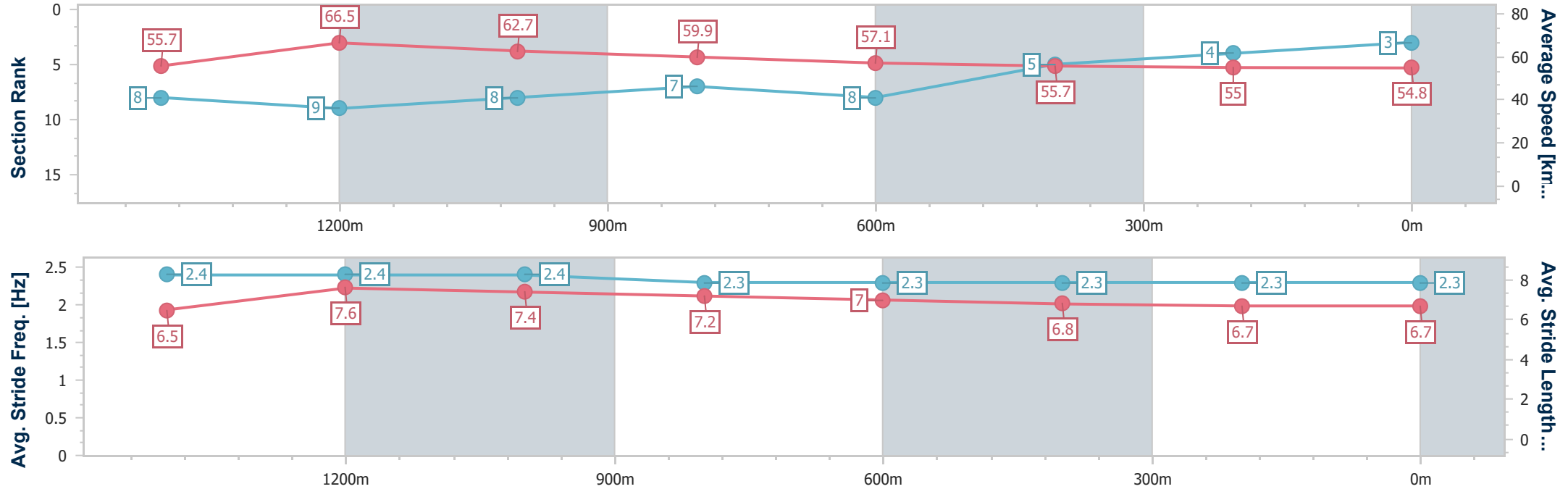


ToowoombaProfessional
Race 3: NEWLANDS GROUP QTIS Three-Year-Old
BENCHMARK 60 Handicap - 1625m



07 June 2025 - 13:57
Track Rating: Soft 5, Weather: Fine, Rail Position: True Entire
Course.

Section	Overall	1400m	1200m	1000m	800m	600m	400m	200m					
Section Times	1:41.59 [3] (0:14.70)	1:26.89 [8] (0:11.07)	1:15.82 [9] (0:11.59)	1:04.23 [8] (0:12.09)	0:52.14 [7] (0:12.78)	0:39.36 [8] (0:13.07)	0:26.29 [5] (0:13.16)	0:13.13 [4] (0:13.13)					
Average Speed [km/h]	55.7	66.5	62.7	59.9	57.1	55.7	55.0	54.8					
Top Speed [km/h]	70.0	70.0	64.6	62.3	57.9	57.7	55.5	55.2					
Avg. Dist. to Rail [m]	8.2	4.7	4.0	3.6	3.2	1.8	1.8	1.8					
Avg. Stride Freq. [Hz]	2.4	2.4	2.4	2.3	2.3	2.3	2.3	2.3					
Avg. Stride Length [m]	6.5	7.6	7.4	7.2	7.0	6.8	6.7	6.7					





Horse/Jockey Name	Propose
Final Rank	4
Fastest Section Time (Section)	0:10.97 (1400m)
Top Speed [km/h] (Section)	68.4 (Overall)
Race State	Finished

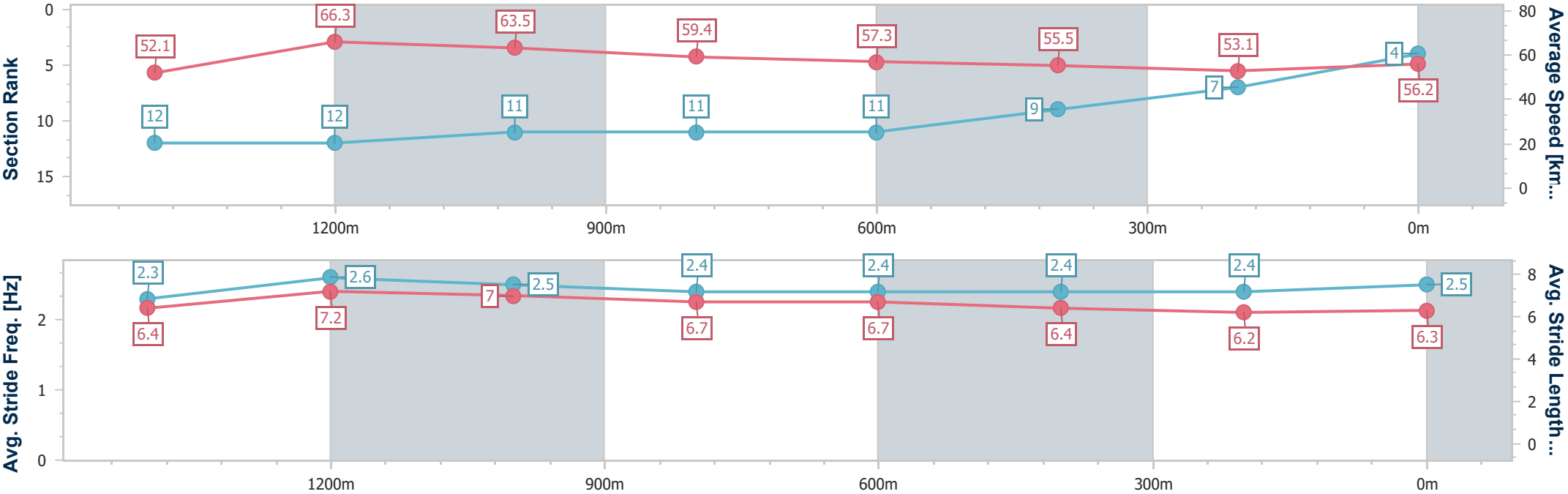


ToowoombaProfessional
Race 3: NEWLANDS GROUP QTIS Three-Year-Old
BENCHMARK 60 Handicap - 1625m



07 June 2025 - 13:57
Track Rating: Soft 5, Weather: Fine, Rail Position: True Entire
Course.

Section	Overall	1400m	1200m	1000m	800m	600m	400m	200m					
Section Times	1:42.22 [4] (0:15.67)	1:26.55 [12] (0:10.97)	1:15.58 [12] (0:11.36)	1:04.22 [11] (0:12.20)	0:52.02 [11] (0:12.68)	0:39.34 [11] (0:12.98)	0:26.36 [9] (0:13.60)	0:12.76 [7] (0:12.76)					
Average Speed [km/h]	52.1	66.3	63.5	59.4	57.3	55.5	53.1	56.2					
Top Speed [km/h]	68.4	68.4	64.1	63.2	58.0	57.0	56.2	56.9					
Avg. Dist. to Rail [m]	6.3	1.4	3.6	2.5	1.4	0.4	2.2	4.7					
Avg. Stride Freq. [Hz]	2.3	2.6	2.5	2.4	2.4	2.4	2.4	2.5					
Avg. Stride Length [m]	6.4	7.2	7.0	6.7	6.7	6.4	6.2	6.3					





Horse/Jockey Name	Yes I'm Ugly
Final Rank	5
Fastest Section Time (Section)	0:10.58 (1400m)
Top Speed [km/h] (Section)	70.2 (Overall)
Race State	Finished

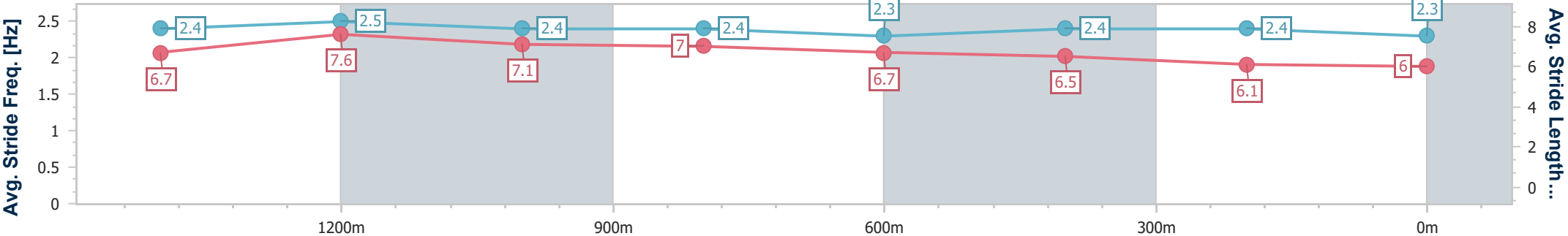
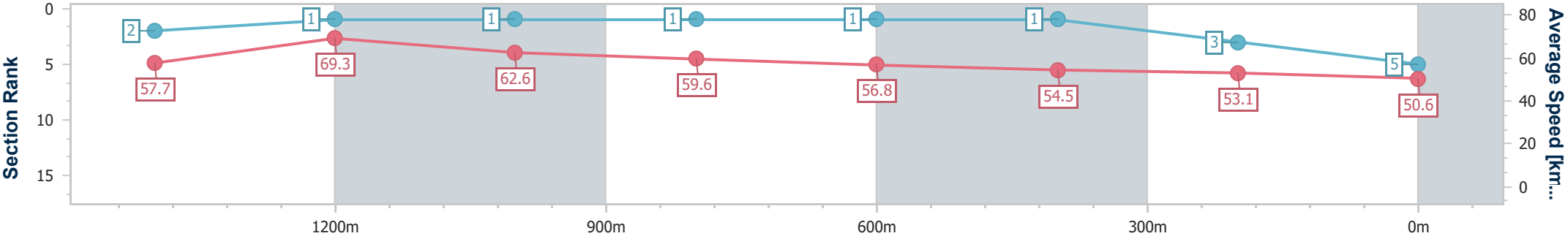


ToowoombaProfessional
Race 3: NEWLANDS GROUP QTIS Three-Year-Old
BENCHMARK 60 Handicap - 1625m



07 June 2025 - 13:57
Track Rating: Soft 5, Weather: Fine, Rail Position: True Entire
Course.

Section	Overall	1400m	1200m	1000m	800m	600m	400m	200m					
Section Times	1:42.33 [5] (0:14.18)	1:28.15 [2] (0:10.58)	1:17.57 [1] (0:11.53)	1:06.04 [1] (0:12.17)	0:53.87 [1] (0:12.79)	0:41.08 [1] (0:13.26)	0:27.82 [1] (0:13.57)	0:14.25 [3] (0:14.25)					
Average Speed [km/h]	57.7	69.3	62.6	59.6	56.8	54.5	53.1	50.6					
Top Speed [km/h]	70.2	70.2	63.7	60.7	58.1	55.4	53.8	52.5					
Avg. Dist. to Rail [m]	8.7	3.1	3.2	2.3	2.1	1.0	0.6	1.0					
Avg. Stride Freq. [Hz]	2.4	2.5	2.4	2.4	2.3	2.4	2.4	2.3					
Avg. Stride Length [m]	6.7	7.6	7.1	7.0	6.7	6.5	6.1	6.0					



- [] Ranking at each section and finish
- .-.- No data available at this section
- NA No data available



Horse/Jockey Name	Invisible Target
Final Rank	6
Fastest Section Time (Section)	0:10.85 (1400m)
Top Speed [km/h] (Section)	70.6 (1400m)
Race State	Finished

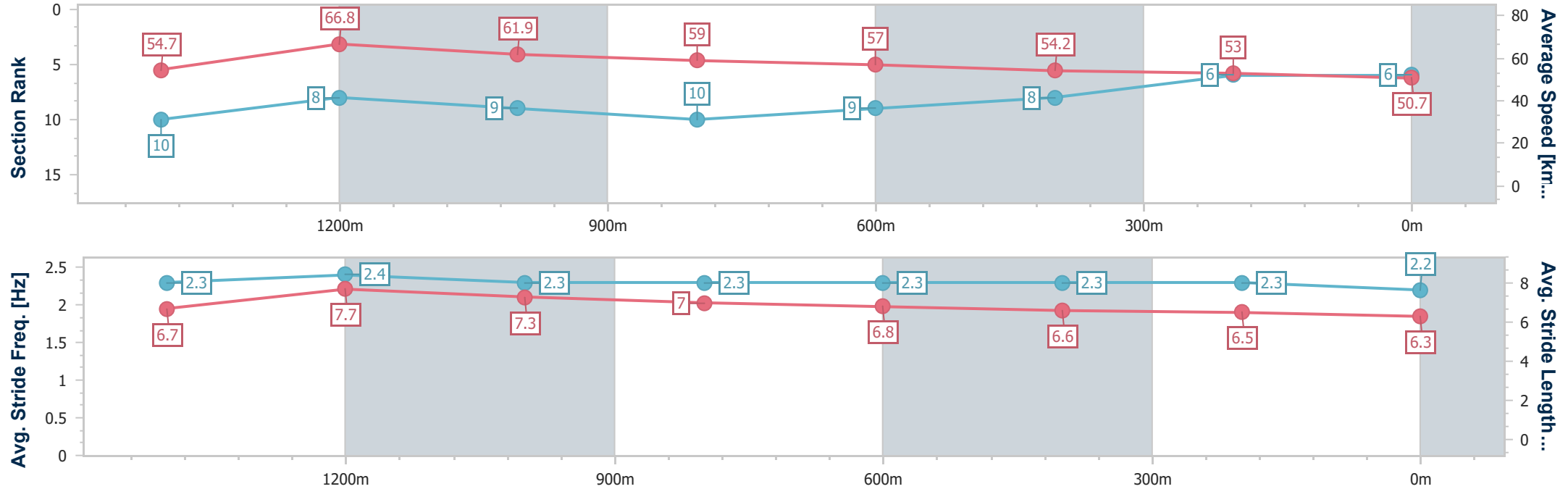


ToowoombaProfessional
Race 3: NEWLANDS GROUP QTIS Three-Year-Old
BENCHMARK 60 Handicap - 1625m



07 June 2025 - 13:57
Track Rating: Soft 5, Weather: Fine, Rail Position: True Entire
Course.

Section	Overall	1400m	1200m	1000m	800m	600m	400m	200m					
Section Times	1:43.56 [6] (0:14.89)	1:28.67 [10] (0:10.85)	1:17.82 [8] (0:11.66)	1:06.16 [9] (0:12.26)	0:53.90 [10] (0:12.71)	0:41.19 [9] (0:13.36)	0:27.83 [8] (0:13.66)	0:14.17 [6] (0:14.17)					
Average Speed [km/h]	54.7	66.8	61.9	59.0	57.0	54.2	53.0	50.7					
Top Speed [km/h]	70.6	70.6	64.6	60.2	58.0	58.8	53.6	52.8					
Avg. Dist. to Rail [m]	5.2	1.3	2.1	1.4	1.9	1.2	1.8	1.5					
Avg. Stride Freq. [Hz]	2.3	2.4	2.3	2.3	2.3	2.3	2.3	2.2					
Avg. Stride Length [m]	6.7	7.7	7.3	7.0	6.8	6.6	6.5	6.3					





Horse/Jockey Name	As Expected
Final Rank	7
Fastest Section Time (Section)	0:10.86 (1400m)
Top Speed [km/h] (Section)	71.0 (1400m)
Race State	Finished

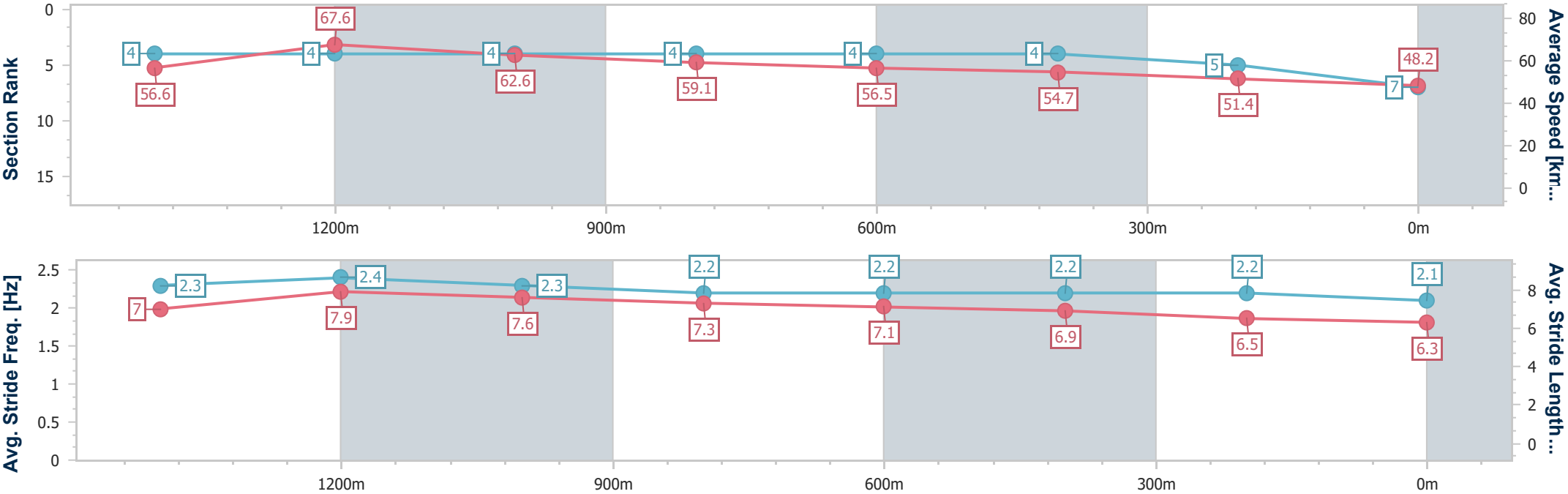


ToowoombaProfessional
Race 3: NEWLANDS GROUP QTIS Three-Year-Old
BENCHMARK 60 Handicap - 1625m



07 June 2025 - 13:57
Track Rating: Soft 5, Weather: Fine, Rail Position: True Entire
Course.

Section	Overall	1400m	1200m	1000m	800m	600m	400m	200m					
Section Times	1:44.05 [7] (0:14.37)	1:29.68 [4] (0:10.86)	1:18.82 [4] (0:11.58)	1:07.24 [4] (0:12.22)	0:55.02 [4] (0:12.80)	0:42.22 [4] (0:13.27)	0:28.95 [4] (0:13.98)	0:14.97 [5] (0:14.97)					
Average Speed [km/h]	56.6	67.6	62.6	59.1	56.5	54.7	51.4	48.2					
Top Speed [km/h]	70.7	71.0	64.9	61.0	57.9	56.4	52.6	50.4					
Avg. Dist. to Rail [m]	4.0	3.8	3.2	1.9	1.2	1.1	0.4	0.8					
Avg. Stride Freq. [Hz]	2.3	2.4	2.3	2.2	2.2	2.2	2.2	2.1					
Avg. Stride Length [m]	7.0	7.9	7.6	7.3	7.1	6.9	6.5	6.3					





Horse/Jockey Name	Whiskey Glasses
Final Rank	8
Fastest Section Time (Section)	0:11.04 (1400m)
Top Speed [km/h] (Section)	71.2 (Overall)
Race State	Finished

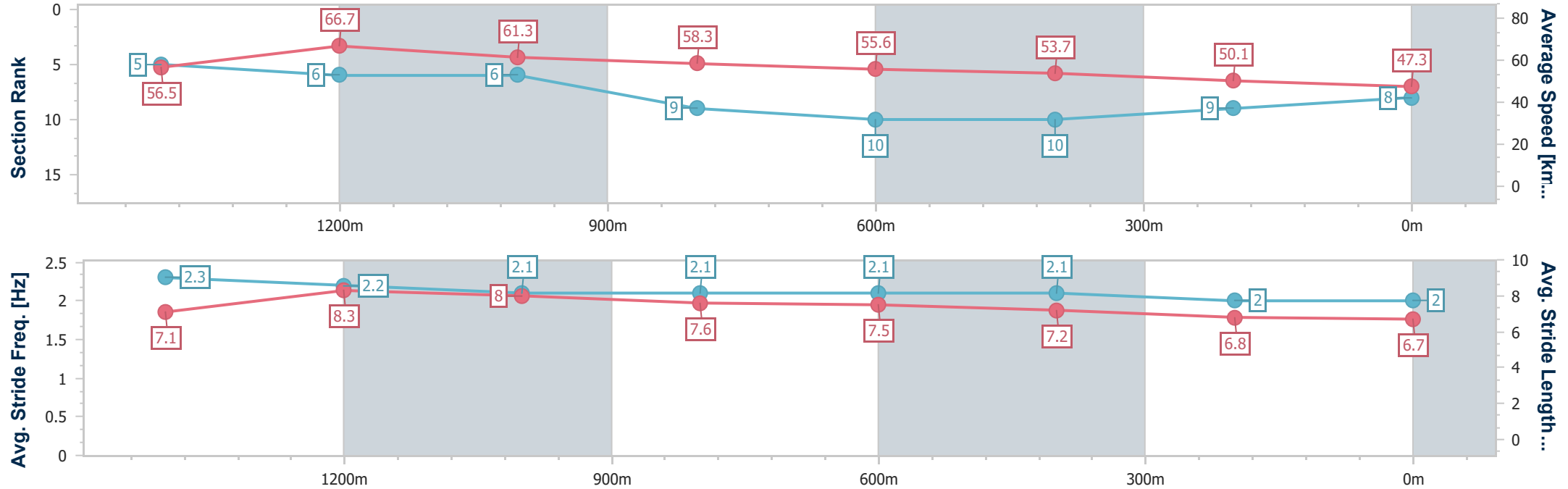


ToowoombaProfessional
Race 3: NEWLANDS GROUP QTIS Three-Year-Old
BENCHMARK 60 Handicap - 1625m



07 June 2025 - 13:57
Track Rating: Soft 5, Weather: Fine, Rail Position: True Entire
Course.

Section	Overall	1400m	1200m	1000m	800m	600m	400m	200m					
Section Times	1:45.82 [8] (0:14.39)	1:31.43 [5] (0:11.04)	1:20.39 [6] (0:11.76)	1:08.63 [6] (0:12.45)	0:56.18 [9] (0:13.07)	0:43.11 [10] (0:13.50)	0:29.61 [10] (0:14.43)	0:15.18 [9] (0:15.18)					
Average Speed [km/h]	56.5	66.7	61.3	58.3	55.6	53.7	50.1	47.3					
Top Speed [km/h]	71.2	70.6	65.1	59.4	57.4	56.2	50.9	48.9					
Avg. Dist. to Rail [m]	3.1	4.0	3.1	2.4	2.2	1.5	1.3	2.1					
Avg. Stride Freq. [Hz]	2.3	2.2	2.1	2.1	2.1	2.1	2.0	2.0					
Avg. Stride Length [m]	7.1	8.3	8.0	7.6	7.5	7.2	6.8	6.7					



[] Ranking at each section and finish
- - - - No data available at this section
NA No data available



Horse/Jockey Name	Royal Gladiator
Final Rank	9
Fastest Section Time (Section)	0:10.66 (1400m)
Top Speed [km/h] (Section)	70.2 (Overall)
Race State	Finished

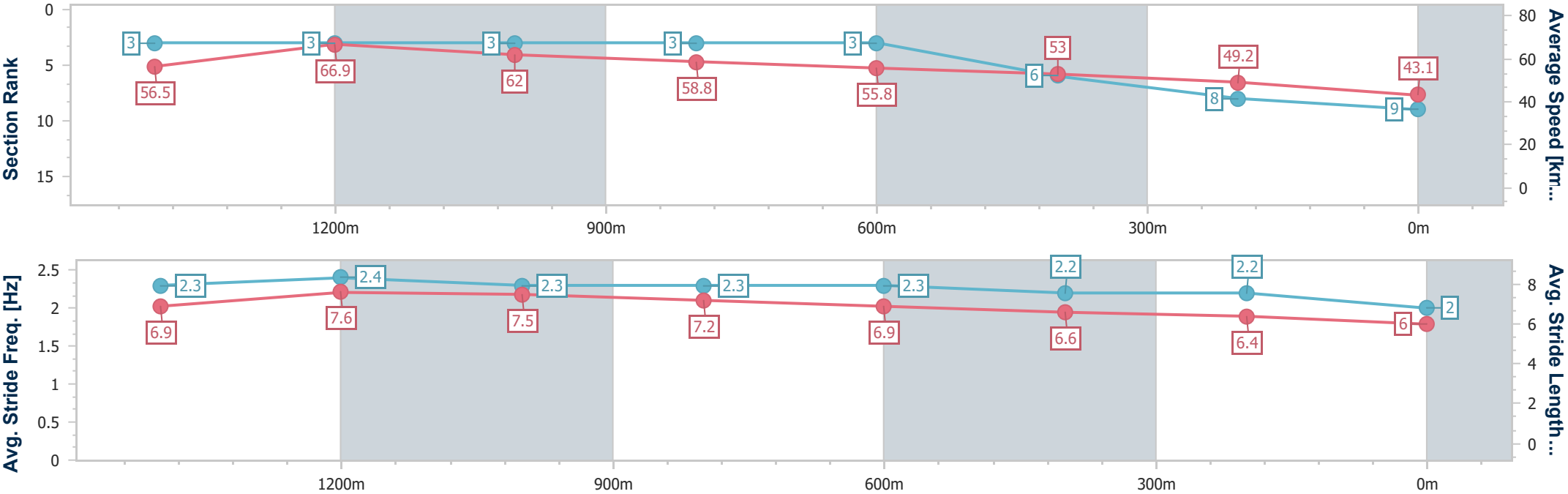


ToowoombaProfessional
Race 3: NEWLANDS GROUP QTIS Three-Year-Old
BENCHMARK 60 Handicap - 1625m



07 June 2025 - 13:57
Track Rating: Soft 5, Weather: Fine, Rail Position: True Entire
Course.

Section	Overall	1400m	1200m	1000m	800m	600m	400m	200m					
Section Times	1:46.70 [9] (0:14.36)	1:32.34 [3] (0:10.66)	1:21.68 [3] (0:11.59)	1:10.09 [3] (0:12.26)	0:57.83 [3] (0:12.93)	0:44.90 [3] (0:13.58)	0:31.32 [6] (0:14.64)	0:16.68 [8] (0:16.68)					
Average Speed [km/h]	56.5	66.9	62.0	58.8	55.8	53.0	49.2	43.1					
Top Speed [km/h]	70.2	70.2	63.0	61.5	57.0	55.6	51.5	46.8					
Avg. Dist. to Rail [m]	2.6	1.6	0.4	0.4	0.3	0.4	0.9	0.6					
Avg. Stride Freq. [Hz]	2.3	2.4	2.3	2.3	2.3	2.2	2.2	2.0					
Avg. Stride Length [m]	6.9	7.6	7.5	7.2	6.9	6.6	6.4	6.0					





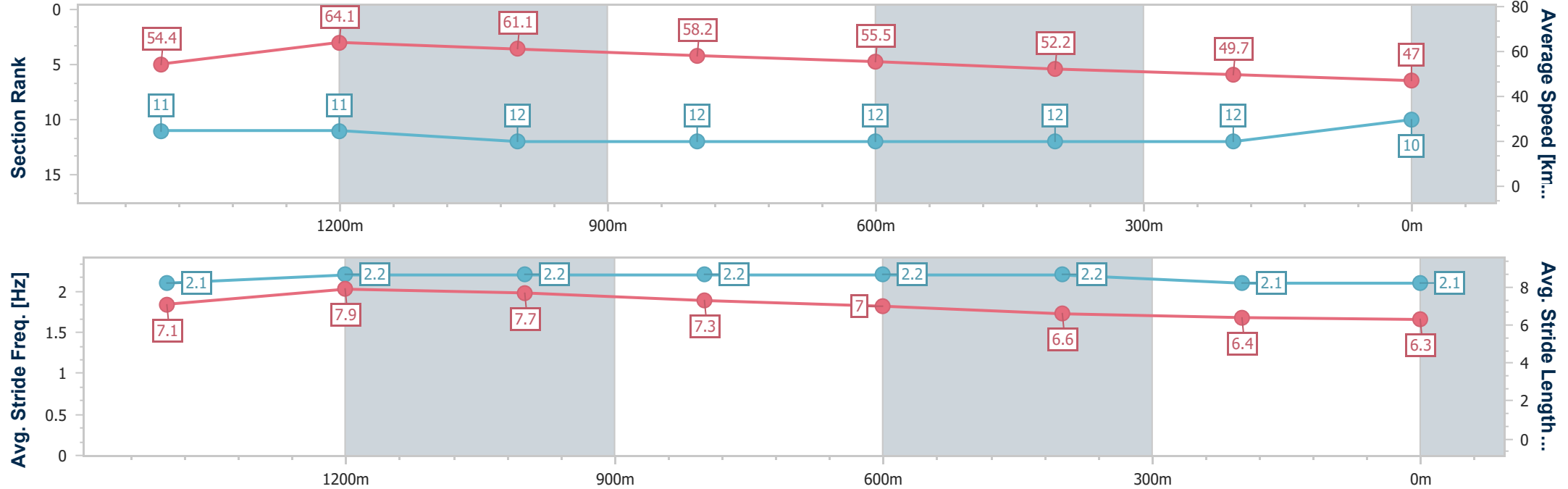
Horse/Jockey Name	King's Warrior
Final Rank	10
Fastest Section Time (Section)	0:11.40 (1400m)
Top Speed [km/h] (Section)	66.5 (Overall)
Race State	Finished



ToowoombaProfessional
Race 3: NEWLANDS GROUP QTIS Three-Year-Old
BENCHMARK 60 Handicap - 1625m
07 June 2025 - 13:57
Track Rating: Soft 5, Weather: Fine, Rail Position: True Entire
Course.



Section	Overall	1400m	1200m	1000m	800m	600m	400m	200m					
Section Times	1:47.22 [10] (0:14.98)	1:32.24 [11] (0:11.40)	1:20.84 [11] (0:11.85)	1:08.99 [12] (0:12.45)	0:56.54 [12] (0:12.98)	0:43.56 [12] (0:13.78)	0:29.78 [12] (0:14.44)	0:15.34 [12] (0:15.34)					
Average Speed [km/h]	54.4	64.1	61.1	58.2	55.5	52.2	49.7	47.0					
Top Speed [km/h]	66.5	65.9	61.8	60.0	56.8	55.2	50.3	48.4					
Avg. Dist. to Rail [m]	5.9	2.6	2.9	2.5	0.9	0.5	1.2	0.9					
Avg. Stride Freq. [Hz]	2.1	2.2	2.2	2.2	2.2	2.2	2.1	2.1					
Avg. Stride Length [m]	7.1	7.9	7.7	7.3	7.0	6.6	6.4	6.3					





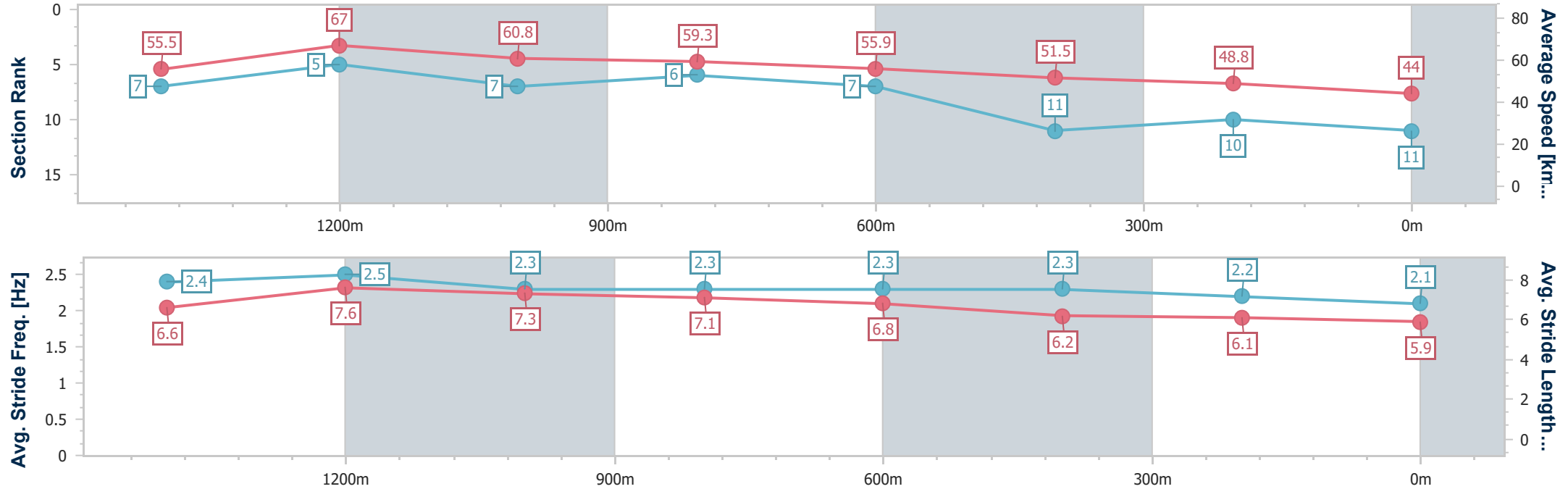
Horse/Jockey Name	Just Want You Back
Final Rank	11
Fastest Section Time (Section)	0:10.73 (1400m)
Top Speed [km/h] (Section)	71.6 (Overall)
Race State	Finished



ToowoombaProfessional
Race 3: NEWLANDS GROUP QTIS Three-Year-Old
BENCHMARK 60 Handicap - 1625m
07 June 2025 - 13:57
Track Rating: Soft 5, Weather: Fine, Rail Position: True Entire
Course.



Section	Overall	1400m	1200m	1000m	800m	600m	400m	200m					
Section Times	1:47.31 [11] (0:14.61)	1:32.70 [7] (0:10.73)	1:21.97 [5] (0:11.87)	1:10.10 [7] (0:12.16)	0:57.94 [6] (0:12.86)	0:45.08 [7] (0:14.02)	0:31.06 [11] (0:14.70)	0:16.36 [10] (0:16.36)					
Average Speed [km/h]	55.5	67.0	60.8	59.3	55.9	51.5	48.8	44.0					
Top Speed [km/h]	71.6	71.5	64.4	61.5	57.6	55.6	50.0	47.2					
Avg. Dist. to Rail [m]	2.0	0.7	2.1	0.9	0.4	0.3	0.7	1.9					
Avg. Stride Freq. [Hz]	2.4	2.5	2.3	2.3	2.3	2.3	2.2	2.1					
Avg. Stride Length [m]	6.6	7.6	7.3	7.1	6.8	6.2	6.1	5.9					





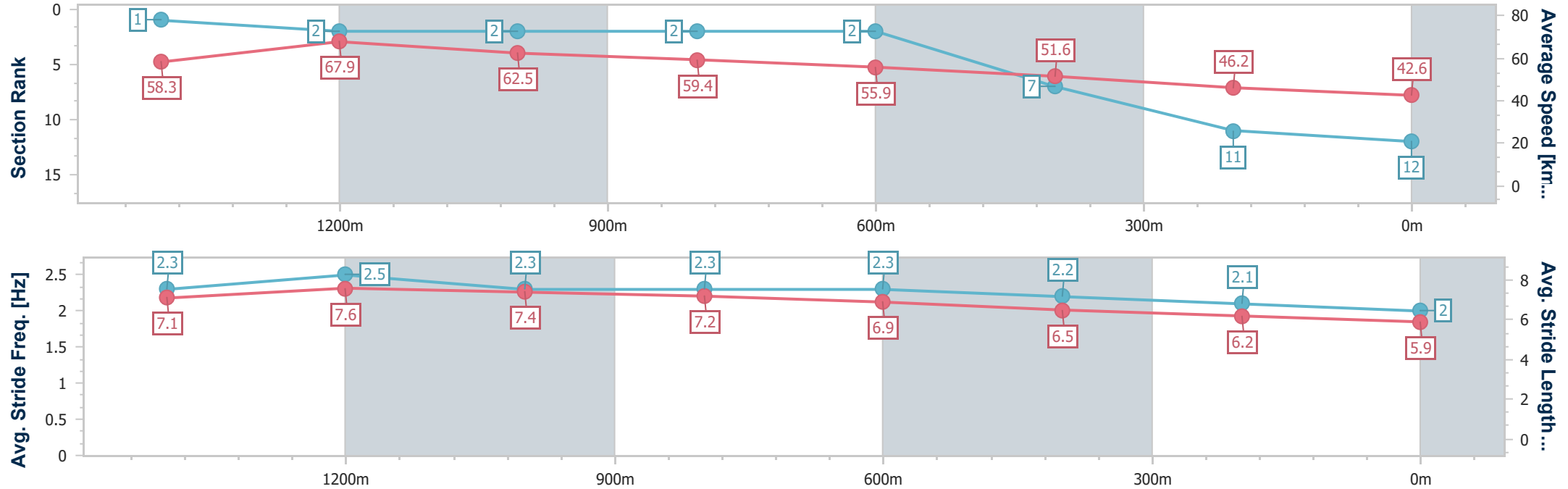
Horse/Jockey Name	Galaxy Sunset
Final Rank	12
Fastest Section Time (Section)	0:10.74 (1400m)
Top Speed [km/h] (Section)	70.2 (Overall)
Race State	Finished



ToowoombaProfessional
Race 3: NEWLANDS GROUP QTIS Three-Year-Old
BENCHMARK 60 Handicap - 1625m
07 June 2025 - 13:57
Track Rating: Soft 5, Weather: Fine, Rail Position: True Entire Course.



Section	Overall	1400m	1200m	1000m	800m	600m	400m	200m					
Section Times	1:47.83 [12] (0:14.04)	1:33.79 [1] (0:10.74)	1:23.05 [2] (0:11.51)	1:11.54 [2] (0:12.21)	0:59.33 [2] (0:12.92)	0:46.41 [2] (0:14.00)	0:32.41 [7] (0:15.56)	0:16.85 [11] (0:16.85)					
Average Speed [km/h]	58.3	67.9	62.5	59.4	55.9	51.6	46.2	42.6					
Top Speed [km/h]	70.2	70.2	64.5	60.8	58.1	55.3	47.9	44.4					
Avg. Dist. to Rail [m]	8.0	2.5	1.9	1.7	1.4	0.4	1.0	2.4					
Avg. Stride Freq. [Hz]	2.3	2.5	2.3	2.3	2.3	2.2	2.1	2.0					
Avg. Stride Length [m]	7.1	7.6	7.4	7.2	6.9	6.5	6.2	5.9					





Toowoomba Professional
Race 4: SAFETY AUDITING WELLBEING SERVICES BENCHMARK 62
Handicap - 1625m
07 June 2025 - 14:32



Track Rating: Soft 5, Weather: Fine, Rail Position: True Entire Course.

Section						Overall	1400m	1200m	1000m	800m	600m	400m	Last 600m	
Field Times						1:40.78 (0:14.49)	1:26.29 (0:11.01)	1:15.28 (0:11.57)	1:03.71 (0:12.49)	0:51.22 (0:12.71)	0:38.51 (0:12.66)	0:25.85 (0:12.94)	0:38.51	
Rank	TAB	Horse/Jockey	Barrier	Top Speed [km/h]	Fastest Section									Distance Travelled [m]
1	4	CHASING JACKLEY	9	68.0	0:11.16	1:40.78 [1]	1:26.08 [5]	1:14.92 [4]	1:03.14 [4]	0:50.80 [3]	0:38.12 [3]	0:25.62 [2]	0:38.12	
		Chelsea Baker		1400m	1400m	(0:14.70)	(0:11.16)	(0:11.78)	(0:12.34)	(0:12.68)	(0:12.50)	(0:12.71)		
2	1	WHO ORDERED DAFISH	2	66.7	0:11.00	1:41.21 [2]	1:25.83 [10]	1:14.83 [8]	1:03.05 [7]	0:50.83 [7]	0:38.39 [5]	0:25.99 [3]	0:38.39 -13	
		Stacey Callow		Overall	1400m	(0:15.38)	(0:11.00)	(0:11.78)	(0:12.22)	(0:12.44)	(0:12.40)	(0:12.78)		
3	2	KNEZE	10	69.7	0:11.01	1:41.32 [3]	1:26.79 [2]	1:15.78 [2]	1:04.08 [2]	0:51.53 [2]	0:38.78 [2]	0:26.03 [4]	0:38.78 -1	
		Kenji Yoshida		Overall	1400m	(0:14.53)	(0:11.01)	(0:11.70)	(0:12.55)	(0:12.75)	(0:12.75)	(0:13.06)		
4	8	MOOTESSA	6	66.6	0:11.35	1:41.46 [4]	1:26.10 [9]	1:14.75 [10]	1:02.96 [10]	0:50.65 [10]	0:38.29 [9]	0:25.90 [6]	0:38.29 -2	
		Fiona Sandkuhl		Overall	1400m	(0:15.36)	(0:11.35)	(0:11.79)	(0:12.31)	(0:12.36)	(0:12.39)	(0:12.78)		
5	11	BAVARIAN LADY	12	65.7	0:11.59	1:41.69 [5]	1:26.30 [11]	1:14.71 [11]	1:02.90 [12]	0:50.43 [12]	0:38.19 [12]	0:25.85 [9]	0:38.19 +0	
		Shania Willis		Overall	1400m	(0:15.39)	(0:11.59)	(0:11.81)	(0:12.47)	(0:12.24)	(0:12.34)	(0:12.68)		
6	3	AMENOPHIS	11	68.8	0:11.29	1:41.97 [6]	1:27.15 [6]	1:15.86 [6]	1:04.04 [6]	0:51.74 [6]	0:39.14 [6]	0:26.55 [5]	0:39.14 -7	
		Jake Molloy		Overall	1400m	(0:14.82)	(0:11.29)	(0:11.82)	(0:12.30)	(0:12.60)	(0:12.59)	(0:13.04)		
7	15	DANCE BABE	8	70.8	0:11.04	1:42.24 [7]	1:27.70 [3]	1:16.66 [3]	1:04.80 [3]	0:52.23 [4]	0:39.46 [4]	0:26.61 [7]	0:39.46 -8	
		Georgina Cartwright		Overall	1400m	(0:14.54)	(0:11.04)	(0:11.86)	(0:12.57)	(0:12.77)	(0:12.85)	(0:13.19)		
8	7	EARL OF DEVON	7	70.9	0:11.01	1:42.28 [8]	1:27.79 [1]	1:16.78 [1]	1:05.21 [1]	0:52.72 [1]	0:40.01 [1]	0:27.35 [1]	0:40.01 -8	
		Bailey Wheeler		Overall	1400m	(0:14.49)	(0:11.01)	(0:11.57)	(0:12.49)	(0:12.71)	(0:12.66)	(0:13.41)		
9	14	STRUAN LAD	4	64.9	0:11.39	1:42.87 [9]	1:27.20 [12]	1:15.81 [12]	1:04.12 [11]	0:52.09 [9]	0:39.92 [7]	0:27.16 [8]	0:39.92 +3	
		Rhiannon Payne		Overall	1400m	(0:15.67)	(0:11.39)	(0:11.69)	(0:12.03)	(0:12.17)	(0:12.76)	(0:13.40)		
10	13	IRISH SALLY	5	66.9	0:11.36	1:43.57 [10]	1:28.34 [8]	1:16.98 [9]	1:05.08 [9]	0:52.58 [11]	0:40.09 [11]	0:27.36 [10]	0:40.09 -8	
		Karl Zechner		Overall	1400m	(0:15.23)	(0:11.36)	(0:11.90)	(0:12.50)	(0:12.49)	(0:12.73)	(0:13.27)		

Scratched: Cook Island Girl (#12), Katdeel (#6), Rumbling Away (#10)



Toowoomba Professional
Race 4: SAFETY AUDITING WELLBEING SERVICES BENCHMARK 62
Handicap - 1625m
07 June 2025 - 14:32



Track Rating: Soft 5, Weather: Fine, Rail Position: True Entire Course.

Section						Overall	1400m	1200m	1000m	800m	600m	400m	Last 600m	
Field Times						1:40.78 (0:14.49)	1:26.29 (0:11.01)	1:15.28 (0:11.57)	1:03.71 (0:12.49)	0:51.22 (0:12.71)	0:38.51 (0:12.66)	0:25.85 (0:12.94)	0:38.51	
Rank	TAB	Horse/Jockey	Barrier	Top Speed [km/h]	Fastest Section									Distance Travelled [m]
11	5	CLUSTER'S REIN	1	67.8	0:11.25	1:45.58 [11]	1:30.58 [7]	1:19.33 [7]	1:07.38 [8]	0:54.97 [8]	0:42.23 [10]	0:29.06 [12]	0:42.23	-16
		Chris Taylor		Overall	1400m	(0:15.00)	(0:11.25)	(0:11.95)	(0:12.41)	(0:12.74)	(0:13.17)	(0:14.05)		
12	9	ONOMATOPOEIA	3	69.2	0:11.23	1:45.63 [12]	1:30.98 [4]	1:19.75 [5]	1:07.86 [5]	0:55.46 [5]	0:42.67 [8]	0:29.19 [11]	0:42.67	-12
		Colleen Krahnen		Overall	1400m	(0:14.65)	(0:11.23)	(0:11.89)	(0:12.40)	(0:12.79)	(0:13.48)	(0:14.40)		

Scratched: Cook Island Girl (#12), Katdeel (#6), Rumbling Away (#10)



Toowoomba Professional
Race 4: SAFETY AUDITING WELLBEING SERVICES BENCHMARK 62
Handicap - 1625m
07 June 2025 - 14:32



Track Rating: Soft 5, Weather: Fine, Rail Position: True Entire Course.

Section Field Times				200m 0:12.91 (0:12.91)		Last 600m 0:38.51			
Rank	TAB	Horse/Jockey	Barrier	Top Speed [km/h]	Fastest Section	Margin			Distance Travelled [m]
1	4	CHASING JACKLEY	9	68.0	0:11.16	0:12.91 [1]	1:40.78	0:38.12	
		Chelsea Baker		1400m	1400m	(0:12.91)			
2	1	WHO ORDERED DAFISH	2	66.7	0:11.00	0:13.21 [2]	2.5L	0:38.39	-13
		Stacey Callow		Overall	1400m	(0:13.21)			
3	2	KNEZE	10	69.7	0:11.01	0:12.97 [5]	3L	0:38.78	-1
		Kenji Yoshida		Overall	1400m	(0:12.97)			
4	8	MOOTESSA	6	66.6	0:11.35	0:13.12 [4]	3.8L	0:38.29	-2
		Fiona Sandkuhl		Overall	1400m	(0:13.12)			
5	11	BAVARIAN LADY	12	65.7	0:11.59	0:13.17 [7]	5.1L	0:38.19	+0
		Shania Willis		Overall	1400m	(0:13.17)			
6	3	AMENOPHIS	11	68.8	0:11.29	0:13.51 [6]	6.6L	0:39.14	-7
		Jake Molloy		Overall	1400m	(0:13.51)			
7	15	DANCE BABE	8	70.8	0:11.04	0:13.42 [8]	8.1L	0:39.46	-8
		Georgina Cartwright		Overall	1400m	(0:13.42)			
8	7	EARL OF DEVON	7	70.9	0:11.01	0:13.94 [3]	8.3L	0:40.01	-8
		Bailey Wheeler		Overall	1400m	(0:13.94)			
9	14	STRUAN LAD	4	64.9	0:11.39	0:13.76 [9]	11.6L	0:39.92	+3
		Rhiannon Payne		Overall	1400m	(0:13.76)			
10	13	IRISH SALLY	5	66.9	0:11.36	0:14.09 [10]	15.6L	0:40.09	-8
		Karl Zechner		Overall	1400m	(0:14.09)			

Scratched: Cook Island Girl (#12), Katdeel (#6), Rumbling Away (#10)



Toowoomba Professional
Race 4: SAFETY AUDITING WELLBEING SERVICES BENCHMARK 62
Handicap - 1625m
07 June 2025 - 14:32



Track Rating: Soft 5, Weather: Fine, Rail Position: True Entire Course.

Section						200m		Last 600m	
Field Times						0:12.91 (0:12.91)		0:38.51	
Rank	TAB	Horse/Jockey	Barrier	Top Speed [km/h]	Fastest Section	Margin		Distance Travelled [m]	
11	5	CLUSTER'S REIN	1	67.8	0:11.25	0:15.01 [11]	27.4L	0:42.23	-16
		Chris Taylor		Overall	1400m	(0:15.01)			
12	9	ONOMATOPOEIA	3	69.2	0:11.23	0:14.79 [12]	27.6L	0:42.67	-12
		Colleen Krahn		Overall	1400m	(0:14.79)			

Scratched: Cook Island Girl (#12), Katdeel (#6), Rumbling Away (#10)



Horse/Jockey Name	Chasing Jackley
Final Rank	1
Fastest Section Time (Section)	0:11.16 (1400m)
Top Speed [km/h] (Section)	68.0 (1400m)
Race State	Finished

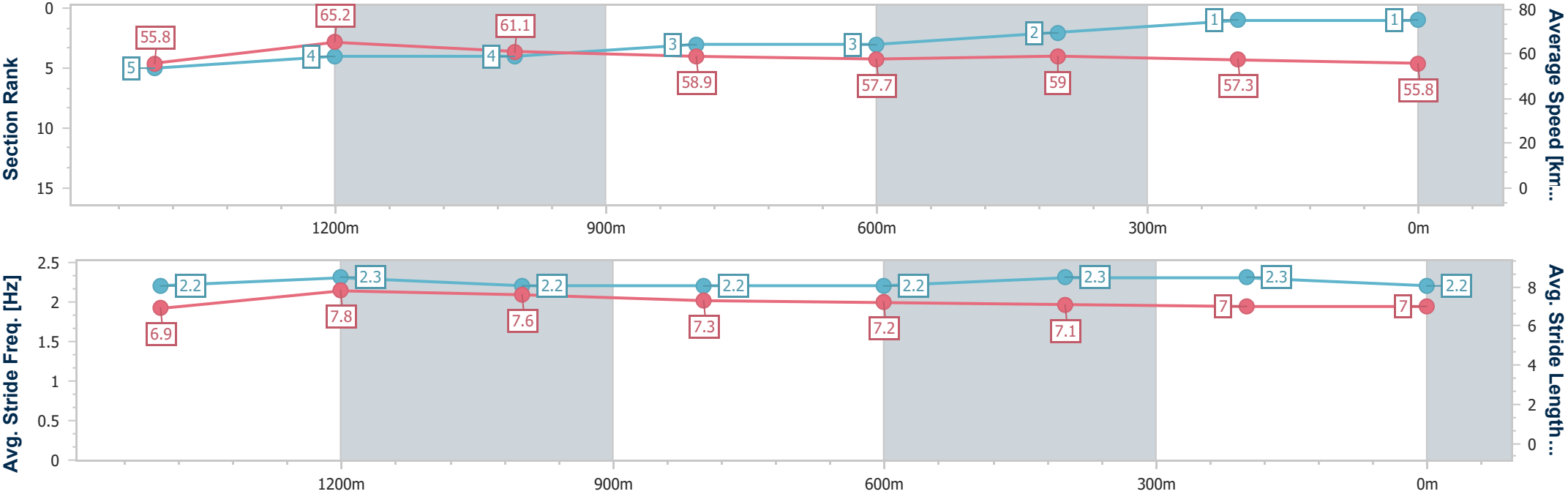


ToowoombaProfessional
Race 4: SAFETY AUDITING WELLBEING SERVICES
BENCHMARK 62 Handicap - 1625m



07 June 2025 - 14:32
Track Rating: Soft 5, Weather: Fine, Rail Position: True Entire Course.

Section	Overall	1400m	1200m	1000m	800m	600m	400m	200m					
Section Times	1:40.78 [1] (0:14.70)	1:26.08 [5] (0:11.16)	1:14.92 [4] (0:11.78)	1:03.14 [4] (0:12.34)	0:50.80 [3] (0:12.68)	0:38.12 [3] (0:12.50)	0:25.62 [2] (0:12.71)	0:12.91 [1] (0:12.91)					
Average Speed [km/h]	55.8	65.2	61.1	58.9	57.7	59.0	57.3	55.8					
Top Speed [km/h]	67.9	68.0	62.3	61.1	58.7	60.5	58.1	56.9					
Avg. Dist. to Rail [m]	7.9	2.0	2.4	2.6	4.4	5.0	3.5	4.2					
Avg. Stride Freq. [Hz]	2.2	2.3	2.2	2.2	2.2	2.3	2.3	2.2					
Avg. Stride Length [m]	6.9	7.8	7.6	7.3	7.2	7.1	7.0	7.0					



[] Ranking at each section and finish
-.-.- No data available at this section
NA No data available



Horse/Jockey Name	Who Ordered Dafish
Final Rank	2
Fastest Section Time (Section)	0:11.00 (1400m)
Top Speed [km/h] (Section)	66.7 (Overall)
Race State	Finished

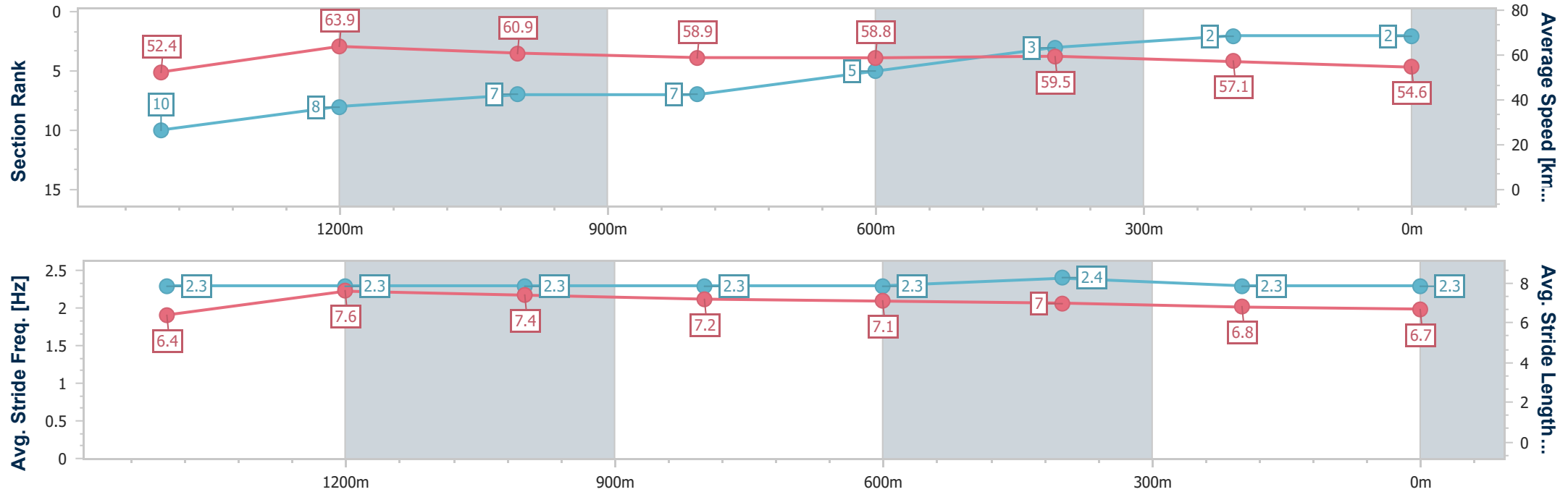


ToowoombaProfessional
Race 4: SAFETY AUDITING WELLBEING SERVICES
BENCHMARK 62 Handicap - 1625m



07 June 2025 - 14:32
Track Rating: Soft 5, Weather: Fine, Rail Position: True Entire Course.

Section	Overall	1400m	1200m	1000m	800m	600m	400m	200m					
Section Times	1:41.21 [2] (0:15.38)	1:25.83 [10] (0:11.00)	1:14.83 [8] (0:11.78)	1:03.05 [7] (0:12.22)	0:50.83 [7] (0:12.44)	0:38.39 [5] (0:12.40)	0:25.99 [3] (0:12.78)	0:13.21 [2] (0:13.21)					
Average Speed [km/h]	52.4	63.9	60.9	58.9	58.8	59.5	57.1	54.6					
Top Speed [km/h]	66.7	66.3	62.0	59.7	59.7	60.9	58.2	55.6					
Avg. Dist. to Rail [m]	2.6	4.9	1.6	1.0	4.3	4.7	4.3	4.8					
Avg. Stride Freq. [Hz]	2.3	2.3	2.3	2.3	2.3	2.4	2.3	2.3					
Avg. Stride Length [m]	6.4	7.6	7.4	7.2	7.1	7.0	6.8	6.7					





Horse/Jockey Name	Kneze
Final Rank	3
Fastest Section Time (Section)	0:11.01 (1400m)
Top Speed [km/h] (Section)	69.7 (Overall)
Race State	Finished

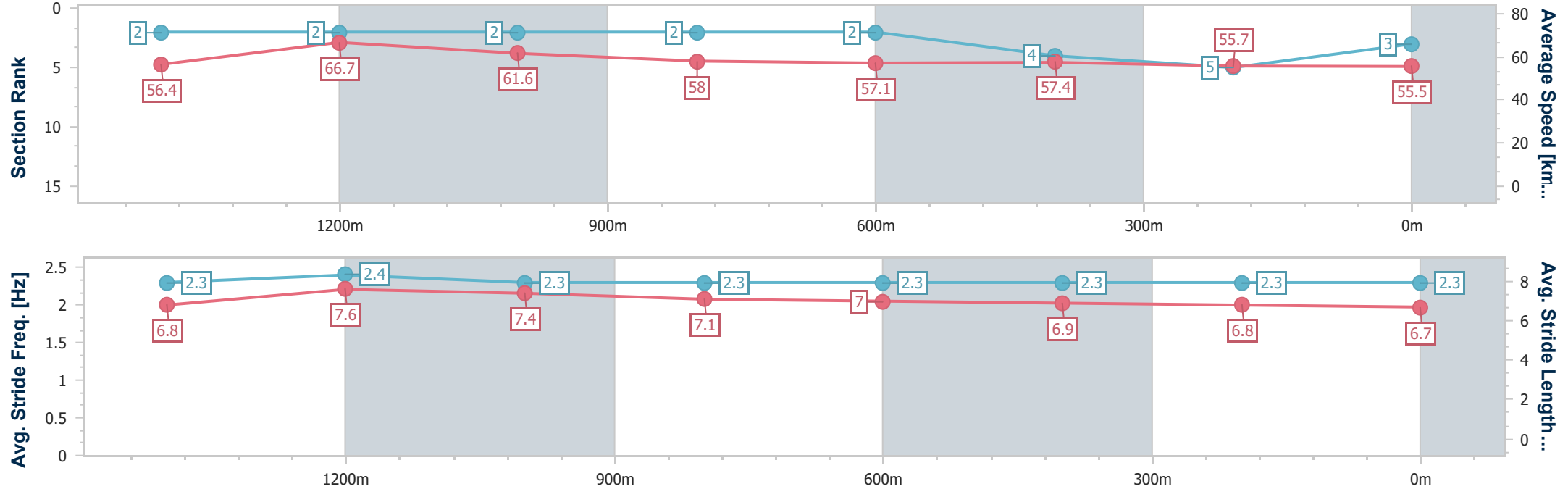


ToowoombaProfessional
Race 4: SAFETY AUDITING WELLBEING SERVICES
BENCHMARK 62 Handicap - 1625m



07 June 2025 - 14:32
Track Rating: Soft 5, Weather: Fine, Rail Position: True Entire Course.

Section	Overall	1400m	1200m	1000m	800m	600m	400m	200m					
Section Times	1:41.32 [3] (0:14.53)	1:26.79 [2] (0:11.01)	1:15.78 [2] (0:11.70)	1:04.08 [2] (0:12.55)	0:51.53 [2] (0:12.75)	0:38.78 [2] (0:12.75)	0:26.03 [4] (0:13.06)	0:12.97 [5] (0:12.97)					
Average Speed [km/h]	56.4	66.7	61.6	58.0	57.1	57.4	55.7	55.5					
Top Speed [km/h]	69.7	69.4	64.3	59.3	57.9	58.5	56.4	56.0					
Avg. Dist. to Rail [m]	9.7	3.3	3.2	3.1	3.5	3.0	3.2	3.6					
Avg. Stride Freq. [Hz]	2.3	2.4	2.3	2.3	2.3	2.3	2.3	2.3					
Avg. Stride Length [m]	6.8	7.6	7.4	7.1	7.0	6.9	6.8	6.7					



[] Ranking at each section and finish
-.-.- No data available at this section
NA No data available



Horse/Jockey Name	Mootessa
Final Rank	4
Fastest Section Time (Section)	0:11.35 (1400m)
Top Speed [km/h] (Section)	66.6 (Overall)
Race State	Finished

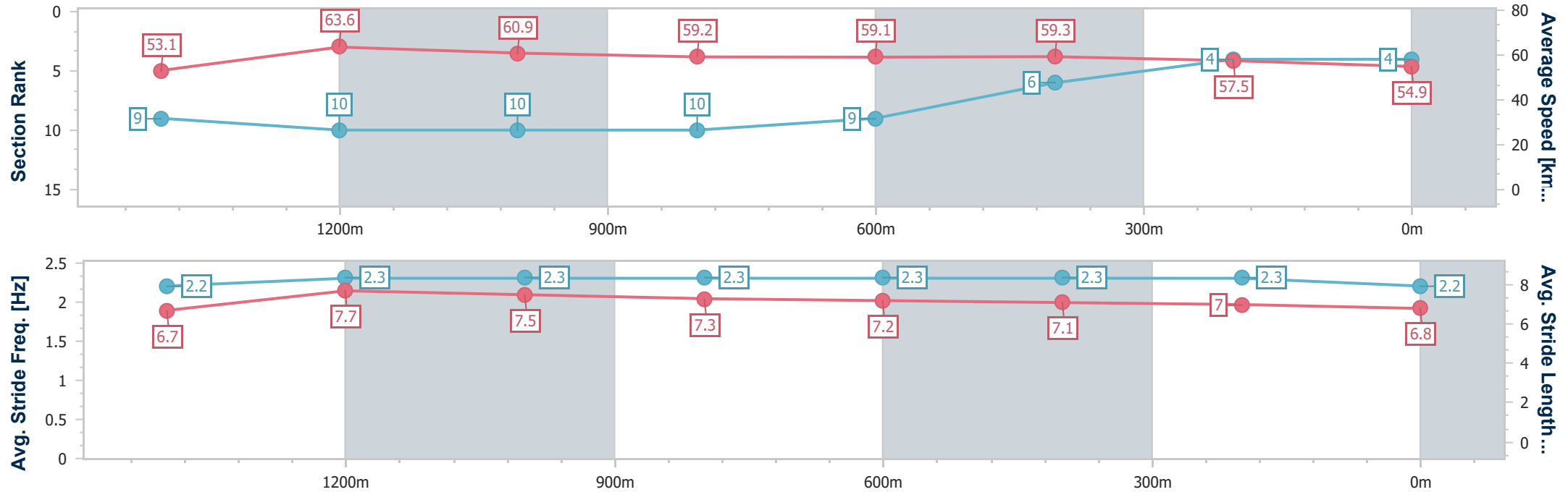


ToowoombaProfessional
Race 4: SAFETY AUDITING WELLBEING SERVICES
BENCHMARK 62 Handicap - 1625m



07 June 2025 - 14:32
Track Rating: Soft 5, Weather: Fine, Rail Position: True Entire
Course.

Section	Overall	1400m	1200m	1000m	800m	600m	400m	200m					
Section Times	1:41.46 [4] (0:15.36)	1:26.10 [9] (0:11.35)	1:14.75 [10] (0:11.79)	1:02.96 [10] (0:12.31)	0:50.65 [10] (0:12.36)	0:38.29 [9] (0:12.39)	0:25.90 [6] (0:12.78)	0:13.12 [4] (0:13.12)					
Average Speed [km/h]	53.1	63.6	60.9	59.2	59.1	59.3	57.5	54.9					
Top Speed [km/h]	66.6	66.3	62.3	60.5	60.0	60.4	58.3	56.6					
Avg. Dist. to Rail [m]	5.6	0.4	1.7	2.6	4.2	5.1	5.1	6.5					
Avg. Stride Freq. [Hz]	2.2	2.3	2.3	2.3	2.3	2.3	2.3	2.2					
Avg. Stride Length [m]	6.7	7.7	7.5	7.3	7.2	7.1	7.0	6.8					



- [] Ranking at each section and finish
- .-.- No data available at this section
- NA No data available



Horse/Jockey Name	Bavarian Lady
Final Rank	5
Fastest Section Time (Section)	0:11.59 (1400m)
Top Speed [km/h] (Section)	65.7 (Overall)
Race State	Finished

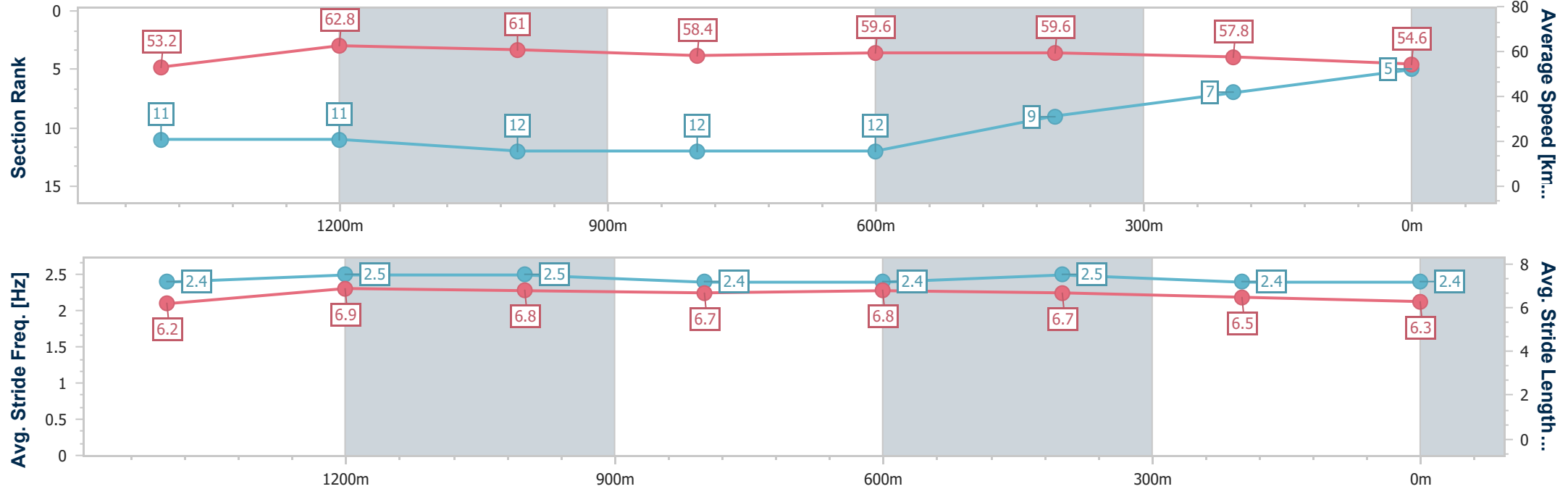


ToowoombaProfessional
Race 4: SAFETY AUDITING WELLBEING SERVICES
BENCHMARK 62 Handicap - 1625m



07 June 2025 - 14:32
Track Rating: Soft 5, Weather: Fine, Rail Position: True Entire Course.

Section	Overall	1400m	1200m	1000m	800m	600m	400m	200m					
Section Times	1:41.69 [5] (0:15.39)	1:26.30 [11] (0:11.59)	1:14.71 [11] (0:11.81)	1:02.90 [12] (0:12.47)	0:50.43 [12] (0:12.24)	0:38.19 [12] (0:12.34)	0:25.85 [9] (0:12.68)	0:13.17 [7] (0:13.17)					
Average Speed [km/h]	53.2	62.8	61.0	58.4	59.6	59.6	57.8	54.6					
Top Speed [km/h]	65.7	65.1	62.1	61.3	61.7	61.5	58.8	57.2					
Avg. Dist. to Rail [m]	8.1	1.5	3.0	3.4	3.9	4.4	5.1	7.4					
Avg. Stride Freq. [Hz]	2.4	2.5	2.5	2.4	2.4	2.5	2.4	2.4					
Avg. Stride Length [m]	6.2	6.9	6.8	6.7	6.8	6.7	6.5	6.3					



[] Ranking at each section and finish
- - - - No data available at this section
NA No data available



Horse/Jockey Name	Amenophis
Final Rank	6
Fastest Section Time (Section)	0:11.29 (1400m)
Top Speed [km/h] (Section)	68.8 (Overall)
Race State	Finished

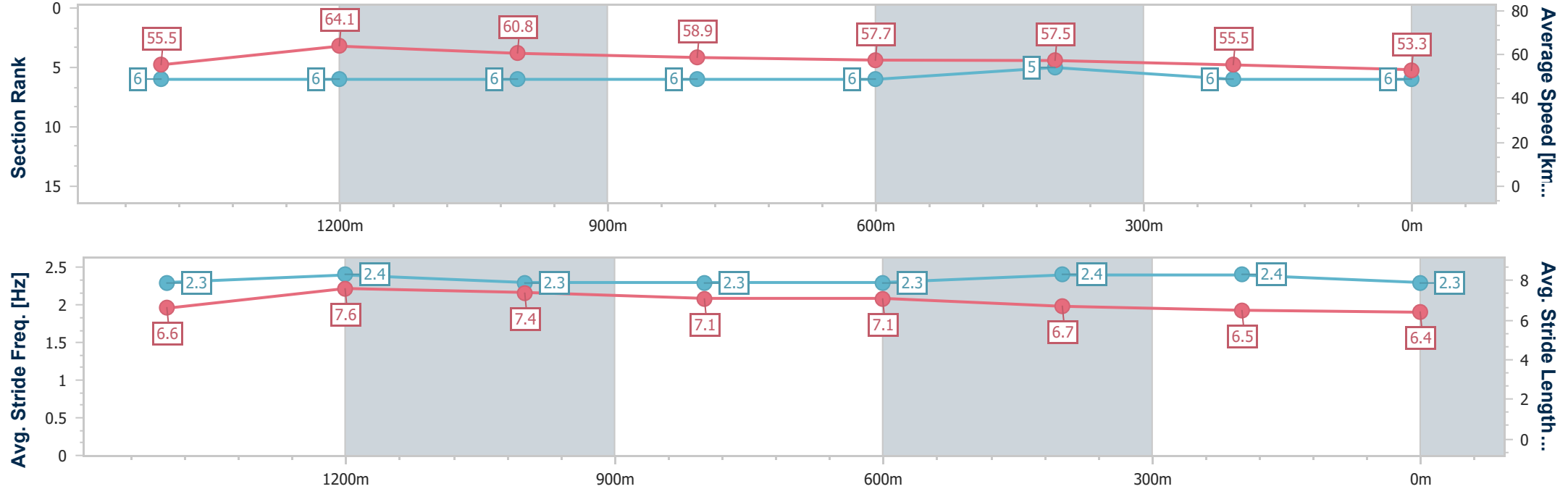


ToowoombaProfessional
Race 4: SAFETY AUDITING WELLBEING SERVICES
BENCHMARK 62 Handicap - 1625m



07 June 2025 - 14:32
Track Rating: Soft 5, Weather: Fine, Rail Position: True Entire Course.

Section	Overall	1400m	1200m	1000m	800m	600m	400m	200m					
Section Times	1:41.97 [6] (0:14.82)	1:27.15 [6] (0:11.29)	1:15.86 [6] (0:11.82)	1:04.04 [6] (0:12.30)	0:51.74 [6] (0:12.60)	0:39.14 [6] (0:12.59)	0:26.55 [5] (0:13.04)	0:13.51 [6] (0:13.51)					
Average Speed [km/h]	55.5	64.1	60.8	58.9	57.7	57.5	55.5	53.3					
Top Speed [km/h]	68.8	68.6	62.3	60.1	59.4	59.9	57.1	55.3					
Avg. Dist. to Rail [m]	9.5	1.0	0.9	2.0	2.8	1.0	1.4	3.1					
Avg. Stride Freq. [Hz]	2.3	2.4	2.3	2.3	2.3	2.4	2.4	2.3					
Avg. Stride Length [m]	6.6	7.6	7.4	7.1	7.1	6.7	6.5	6.4					





Horse/Jockey Name	Dance Babe
Final Rank	7
Fastest Section Time (Section)	0:11.04 (1400m)
Top Speed [km/h] (Section)	70.8 (Overall)
Race State	Finished

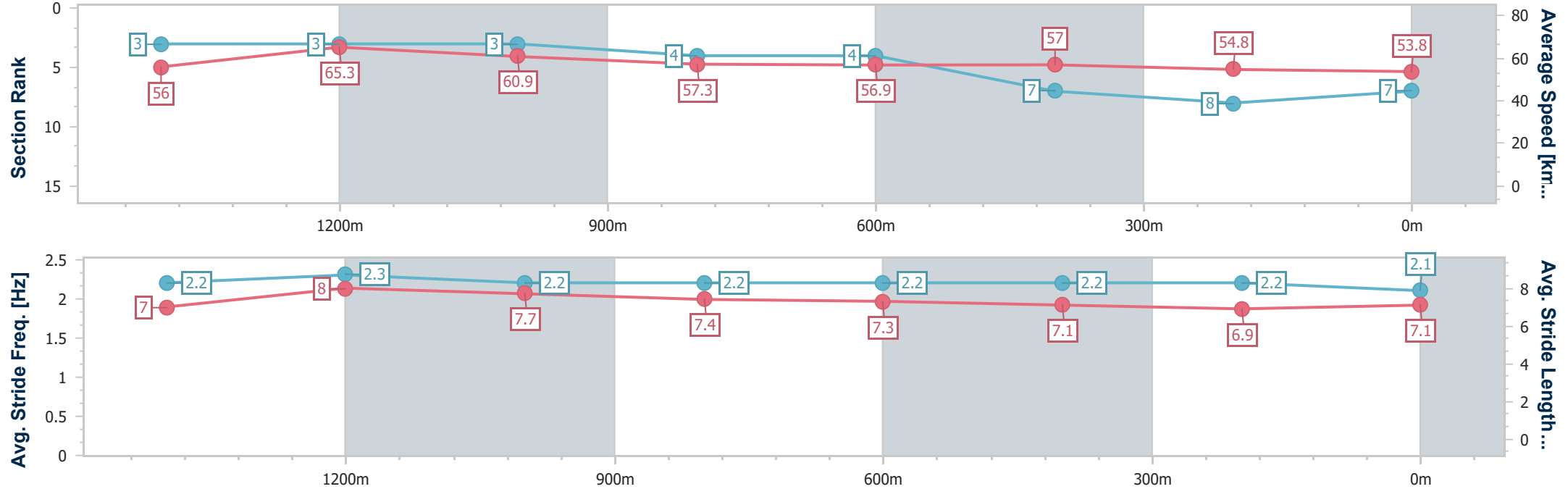


ToowoombaProfessional
Race 4: SAFETY AUDITING WELLBEING SERVICES
BENCHMARK 62 Handicap - 1625m



07 June 2025 - 14:32
Track Rating: Soft 5, Weather: Fine, Rail Position: True Entire Course.

Section	Overall	1400m	1200m	1000m	800m	600m	400m	200m					
Section Times	1:42.24 [7] (0:14.54)	1:27.70 [3] (0:11.04)	1:16.66 [3] (0:11.86)	1:04.80 [3] (0:12.57)	0:52.23 [4] (0:12.77)	0:39.46 [4] (0:12.85)	0:26.61 [7] (0:13.19)	0:13.42 [8] (0:13.42)					
Average Speed [km/h]	56.0	65.3	60.9	57.3	56.9	57.0	54.8	53.8					
Top Speed [km/h]	70.8	69.4	62.7	58.7	58.2	58.7	55.9	54.4					
Avg. Dist. to Rail [m]	5.5	0.5	1.5	1.1	2.9	2.8	2.6	4.4					
Avg. Stride Freq. [Hz]	2.2	2.3	2.2	2.2	2.2	2.2	2.2	2.1					
Avg. Stride Length [m]	7.0	8.0	7.7	7.4	7.3	7.1	6.9	7.1					





Horse/Jockey Name	Earl Of Devon
Final Rank	8
Fastest Section Time (Section)	0:11.01 (1400m)
Top Speed [km/h] (Section)	70.9 (Overall)
Race State	Finished

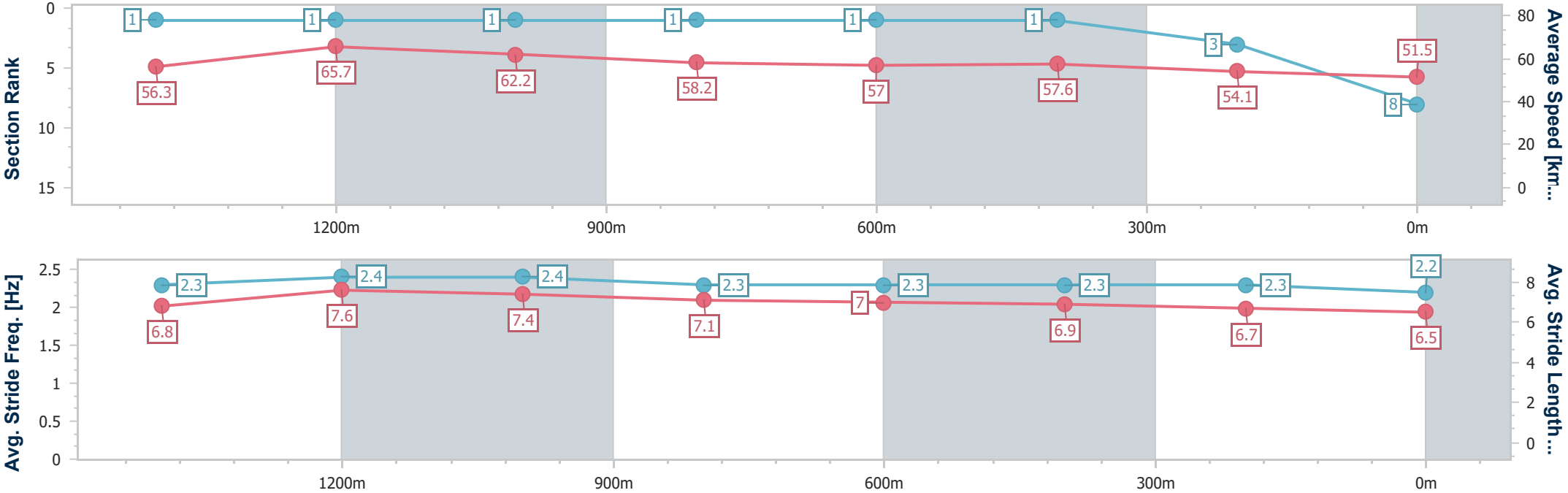


ToowoombaProfessional
Race 4: SAFETY AUDITING WELLBEING SERVICES
BENCHMARK 62 Handicap - 1625m



07 June 2025 - 14:32
Track Rating: Soft 5, Weather: Fine, Rail Position: True Entire Course.

Section	Overall	1400m	1200m	1000m	800m	600m	400m	200m					
Section Times	1:42.28 [8] (0:14.49)	1:27.79 [1] (0:11.01)	1:16.78 [1] (0:11.57)	1:05.21 [1] (0:12.49)	0:52.72 [1] (0:12.71)	0:40.01 [1] (0:12.66)	0:27.35 [1] (0:13.41)	0:13.94 [3] (0:13.94)					
Average Speed [km/h]	56.3	65.7	62.2	58.2	57.0	57.6	54.1	51.5					
Top Speed [km/h]	70.9	69.5	64.1	59.5	58.4	59.8	55.7	52.6					
Avg. Dist. to Rail [m]	6.7	0.6	1.7	2.0	2.7	2.6	2.9	5.2					
Avg. Stride Freq. [Hz]	2.3	2.4	2.4	2.3	2.3	2.3	2.3	2.2					
Avg. Stride Length [m]	6.8	7.6	7.4	7.1	7.0	6.9	6.7	6.5					





Horse/Jockey Name	Struan Lad
Final Rank	9
Fastest Section Time (Section)	0:11.39 (1400m)
Top Speed [km/h] (Section)	64.9 (Overall)
Race State	Finished

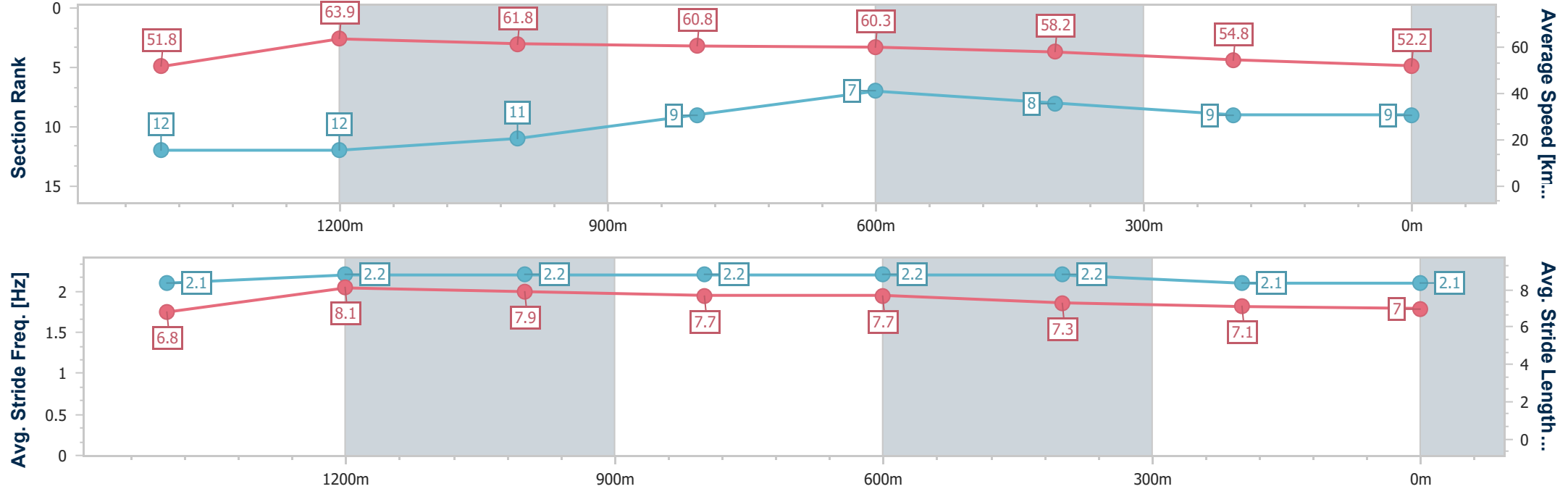


ToowoombaProfessional
Race 4: SAFETY AUDITING WELLBEING SERVICES
BENCHMARK 62 Handicap - 1625m



07 June 2025 - 14:32
Track Rating: Soft 5, Weather: Fine, Rail Position: True Entire Course.

Section	Overall	1400m	1200m	1000m	800m	600m	400m	200m					
Section Times	1:42.87 [9] (0:15.67)	1:27.20 [12] (0:11.39)	1:15.81 [12] (0:11.69)	1:04.12 [11] (0:12.03)	0:52.09 [9] (0:12.17)	0:39.92 [7] (0:12.76)	0:27.16 [8] (0:13.40)	0:13.76 [9] (0:13.76)					
Average Speed [km/h]	51.8	63.9	61.8	60.8	60.3	58.2	54.8	52.2					
Top Speed [km/h]	64.9	64.5	63.2	61.7	61.2	60.3	55.9	53.8					
Avg. Dist. to Rail [m]	2.9	2.0	4.4	4.1	6.0	6.1	5.1	2.2					
Avg. Stride Freq. [Hz]	2.1	2.2	2.2	2.2	2.2	2.2	2.1	2.1					
Avg. Stride Length [m]	6.8	8.1	7.9	7.7	7.7	7.3	7.1	7.0					





Horse/Jockey Name	Irish Sally
Final Rank	10
Fastest Section Time (Section)	0:11.36 (1400m)
Top Speed [km/h] (Section)	66.9 (Overall)
Race State	Finished

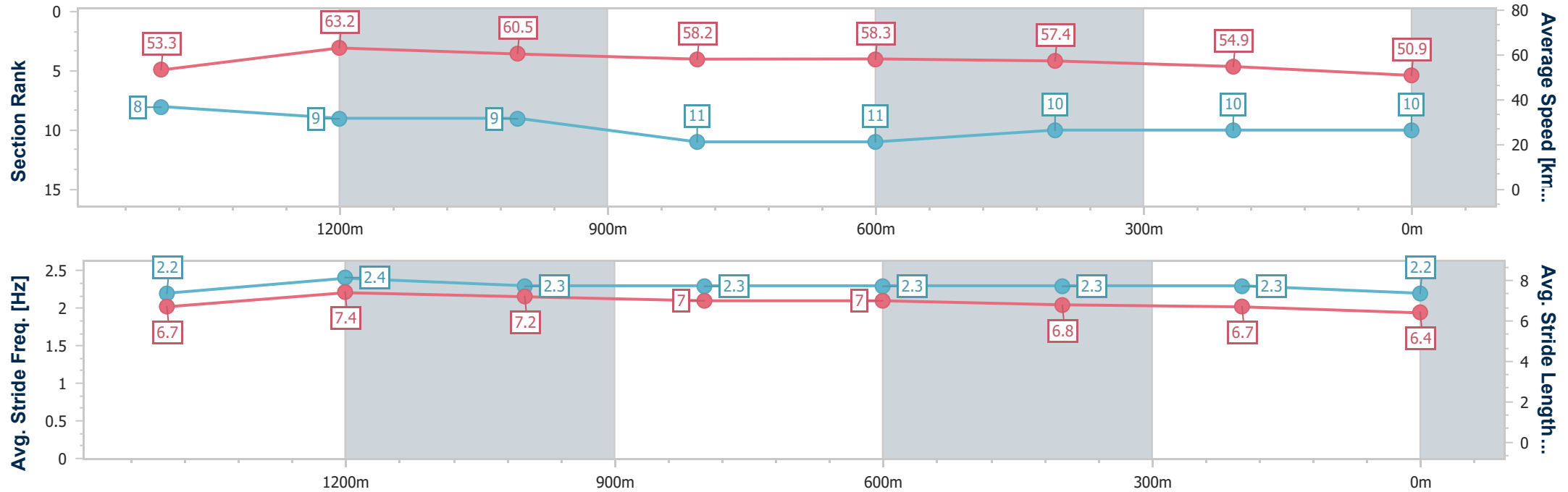


ToowoombaProfessional
Race 4: SAFETY AUDITING WELLBEING SERVICES
BENCHMARK 62 Handicap - 1625m



07 June 2025 - 14:32
Track Rating: Soft 5, Weather: Fine, Rail Position: True Entire
Course.

Section	Overall	1400m	1200m	1000m	800m	600m	400m	200m					
Section Times	1:43.57 [10] (0:15.23)	1:28.34 [8] (0:11.36)	1:16.98 [9] (0:11.90)	1:05.08 [9] (0:12.50)	0:52.58 [11] (0:12.49)	0:40.09 [11] (0:12.73)	0:27.36 [10] (0:13.27)	0:14.09 [10] (0:14.09)					
Average Speed [km/h]	53.3	63.2	60.5	58.2	58.3	57.4	54.9	50.9					
Top Speed [km/h]	66.9	66.5	61.8	59.8	59.4	59.7	55.8	53.3					
Avg. Dist. to Rail [m]	2.5	1.0	2.0	2.5	3.7	3.4	2.6	2.2					
Avg. Stride Freq. [Hz]	2.2	2.4	2.3	2.3	2.3	2.3	2.3	2.2					
Avg. Stride Length [m]	6.7	7.4	7.2	7.0	7.0	6.8	6.7	6.4					





Horse/Jockey Name	Cluster's Rein
Final Rank	11
Fastest Section Time (Section)	0:11.25 (1400m)
Top Speed [km/h] (Section)	67.8 (Overall)
Race State	Finished

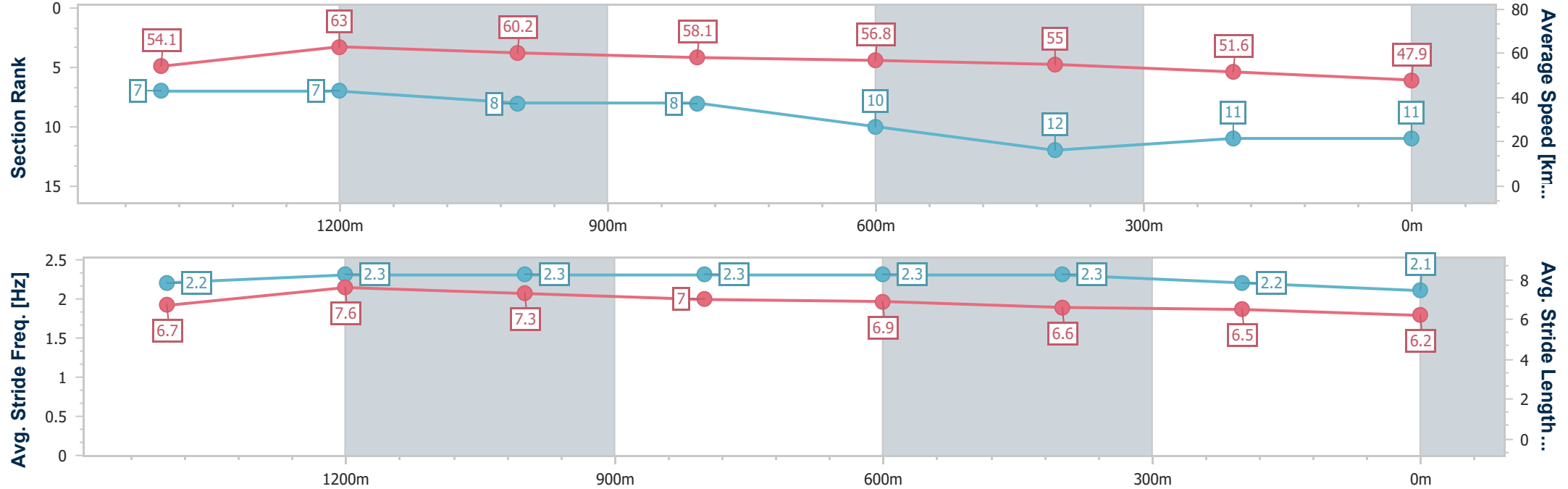


ToowoombaProfessional
Race 4: SAFETY AUDITING WELLBEING SERVICES
BENCHMARK 62 Handicap - 1625m



07 June 2025 - 14:32
Track Rating: Soft 5, Weather: Fine, Rail Position: True Entire Course.

Section	Overall	1400m	1200m	1000m	800m	600m	400m	200m					
Section Times	1:45.58 [11] (0:15.00)	1:30.58 [7] (0:11.25)	1:19.33 [7] (0:11.95)	1:07.38 [8] (0:12.41)	0:54.97 [8] (0:12.74)	0:42.23 [10] (0:13.17)	0:29.06 [12] (0:14.05)	0:15.01 [11] (0:15.01)					
Average Speed [km/h]	54.1	63.0	60.2	58.1	56.8	55.0	51.6	47.9					
Top Speed [km/h]	67.8	65.3	61.1	58.9	57.7	57.6	53.1	49.4					
Avg. Dist. to Rail [m]	2.0	2.2	0.6	0.5	1.5	1.7	2.2	5.1					
Avg. Stride Freq. [Hz]	2.2	2.3	2.3	2.3	2.3	2.3	2.2	2.1					
Avg. Stride Length [m]	6.7	7.6	7.3	7.0	6.9	6.6	6.5	6.2					





Horse/Jockey Name	Onomatopoeia
Final Rank	12
Fastest Section Time (Section)	0:11.23 (1400m)
Top Speed [km/h] (Section)	69.2 (Overall)
Race State	Finished

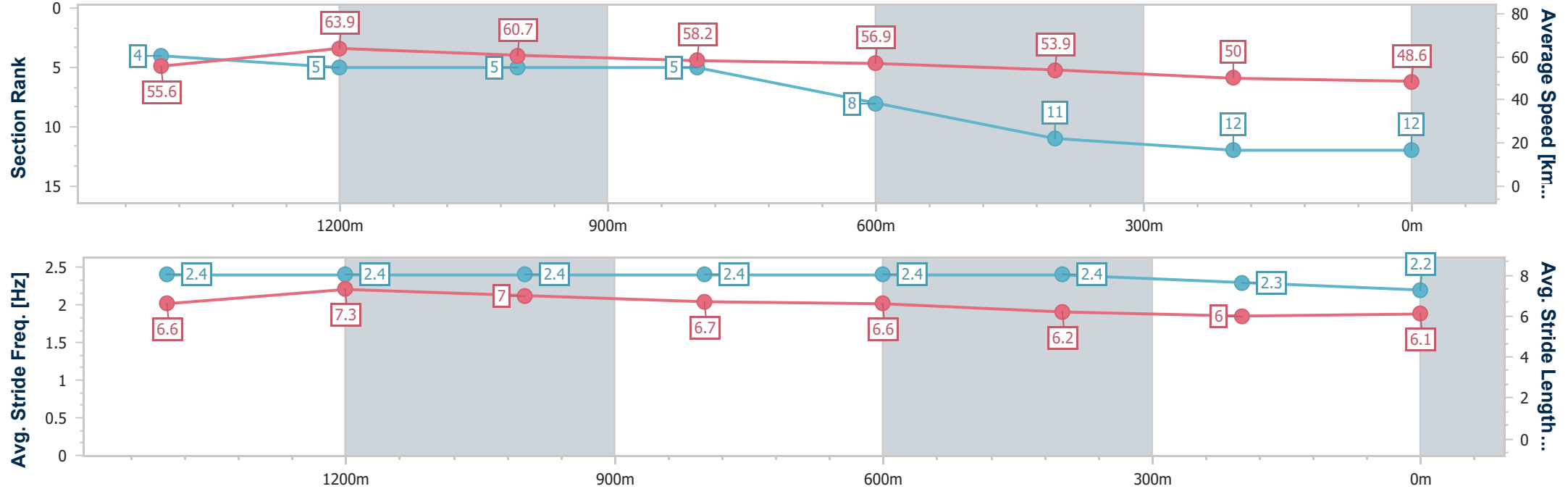


ToowoombaProfessional
Race 4: SAFETY AUDITING WELLBEING SERVICES
BENCHMARK 62 Handicap - 1625m



07 June 2025 - 14:32
Track Rating: Soft 5, Weather: Fine, Rail Position: True Entire Course.

Section	Overall	1400m	1200m	1000m	800m	600m	400m	200m					
Section Times	1:45.63 [12] (0:14.65)	1:30.98 [4] (0:11.23)	1:19.75 [5] (0:11.89)	1:07.86 [5] (0:12.40)	0:55.46 [5] (0:12.79)	0:42.67 [8] (0:13.48)	0:29.19 [11] (0:14.40)	0:14.79 [12] (0:14.79)					
Average Speed [km/h]	55.6	63.9	60.7	58.2	56.9	53.9	50.0	48.6					
Top Speed [km/h]	69.2	67.6	62.5	59.5	57.8	58.1	51.6	49.0					
Avg. Dist. to Rail [m]	3.4	0.2	1.1	1.7	2.5	1.5	0.5	2.0					
Avg. Stride Freq. [Hz]	2.4	2.4	2.4	2.4	2.4	2.4	2.3	2.2					
Avg. Stride Length [m]	6.6	7.3	7.0	6.7	6.6	6.2	6.0	6.1					





Toowoomba Professional

Race 5: PRYDE'S EASIFEED BENCHMARK 68 Handicap - 1000m

07 June 2025 - 15:09



Track Rating: Soft 5, Weather: Fine, Rail Position: True Entire Course.

Section						Overall	800m	600m	400m	200m				Last 600m	
Field Times						1:00.67 (0:14.03)	0:46.64 (0:11.31)	0:35.33 (0:11.67)	0:23.66 (0:11.94)	0:11.72 (0:11.72)				0:35.33	
Rank	TAB	Horse/Jockey	Barrier	Top Speed [km/h]	Fastest Section							Margin			Distance Travelled [m]
1	5	PUNGO	4	65.1	0:11.34	1:00.67 [1]	0:46.51 [2]	0:35.17 [3]	0:23.41 [4]	0:11.69 [3]	1:00.67			0:35.17	
		Karl Zechner		800m	800m	(0:14.16)	(0:11.34)	(0:11.76)	(0:11.72)	(0:11.69)					
2	1	AKAKA FALLS	8	65.8	0:11.17	1:00.89 [2]	0:46.55 [5]	0:35.38 [4]	0:23.81 [2]	0:11.94 [1]	1.3L			0:35.38	+1
		Bailey Wheeler		Overall	800m	(0:14.34)	(0:11.17)	(0:11.57)	(0:11.87)	(0:11.94)					
3	6	SURREAL ASCOT	9	66.1	0:11.31	1:01.03 [3]	0:47.00 [1]	0:35.69 [1]	0:24.02 [1]	0:12.08 [2]	2.1L			0:35.69	+1
		Chelsea Baker		Overall	800m	(0:14.03)	(0:11.31)	(0:11.67)	(0:11.94)	(0:12.08)					
4	8	KERNEL BOOM	3	65.2	0:11.13	1:01.14 [4]	0:46.06 [7]	0:34.93 [7]	0:23.58 [6]	0:11.94 [4]	2.6L			0:34.93	-4
		Alexandra Bryan		800m	800m	(0:15.08)	(0:11.13)	(0:11.35)	(0:11.64)	(0:11.94)					
5	12	MISS DE BLAAS	2	66.7	0:11.21	1:01.68 [5]	0:47.41 [4]	0:36.20 [2]	0:24.45 [3]	0:12.48 [5]	5.6L			0:36.20	-15
		Stacey Callow		Overall	800m	(0:14.27)	(0:11.21)	(0:11.75)	(0:11.97)	(0:12.48)					
6	2	GROOVIN' THE MOO	10	66.0	0:11.08	1:01.82 [6]	0:47.00 [6]	0:35.92 [6]	0:24.23 [7]	0:12.23 [7]	6.4L			0:35.92	-7
		Colleen Krahn		800m	800m	(0:14.82)	(0:11.08)	(0:11.69)	(0:12.00)	(0:12.23)					
7	3	UNCLE RUSS	1	65.8	0:11.35	1:01.98 [7]	0:47.81 [3]	0:36.46 [5]	0:24.68 [5]	0:12.61 [6]	7.2L			0:36.46	-9
		Fiona Sandkuhl		Overall	800m	(0:14.17)	(0:11.35)	(0:11.78)	(0:12.07)	(0:12.61)					

Scratched: Mishani Suspect (#10), Cabrinella (#7), Mishani Storm (#9), Bulsara (#4), Hidden Melody (#11)



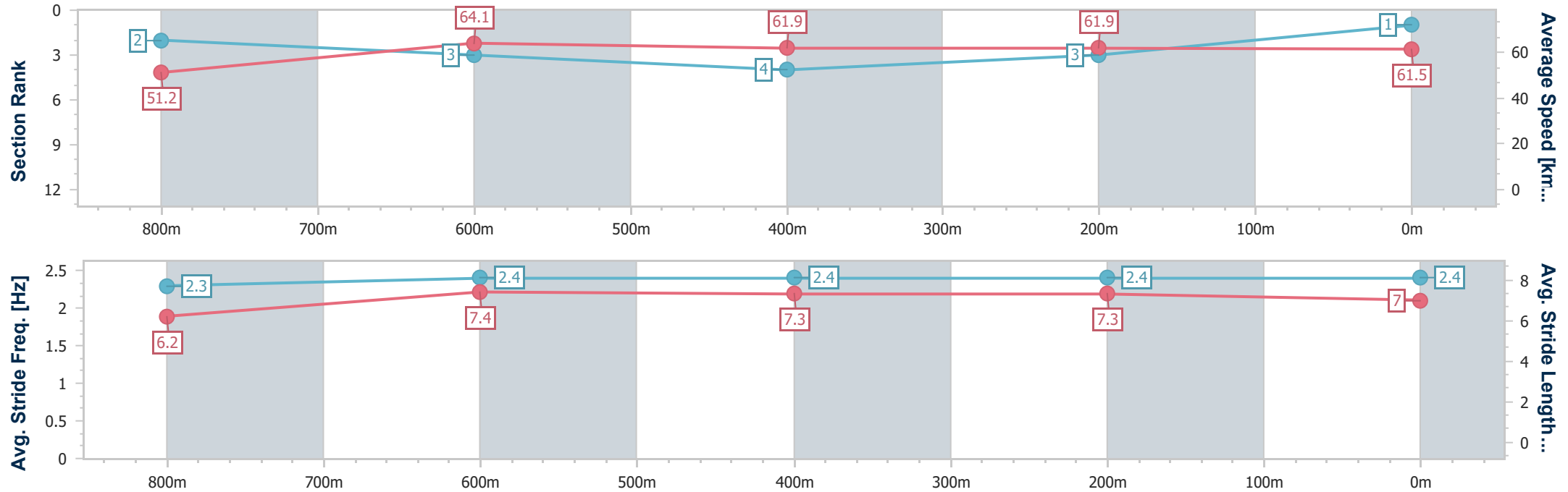
Horse/Jockey Name	Pungo
Final Rank	1
Fastest Section Time (Section)	0:11.34 (800m)
Top Speed [km/h] (Section)	65.1 (800m)
Race State	Finished



ToowoombaProfessional
Race 5: PRYDE'S EASIFEED BENCHMARK 68 Handicap - 1000m
07 June 2025 - 15:09
Track Rating: Soft 5, Weather: Fine, Rail Position: True Entire Course.



Section	Overall	800m	600m	400m	200m										
Section Times	1:00.67 [1] (0:14.16)	0:46.51 [2] (0:11.34)	0:35.17 [3] (0:11.76)	0:23.41 [4] (0:11.72)	0:11.69 [3] (0:11.69)										
Average Speed [km/h]	51.2	64.1	61.9	61.9	61.5										
Top Speed [km/h]	63.9	65.1	64.1	62.7	62.5										
Avg. Dist. to Rail [m]	4.8	2.2	2.4	1.9	2.0										
Avg. Stride Freq. [Hz]	2.3	2.4	2.4	2.4	2.4										
Avg. Stride Length [m]	6.2	7.4	7.3	7.3	7.0										



[] Ranking at each section and finish
-.-.- No data available at this section
NA No data available



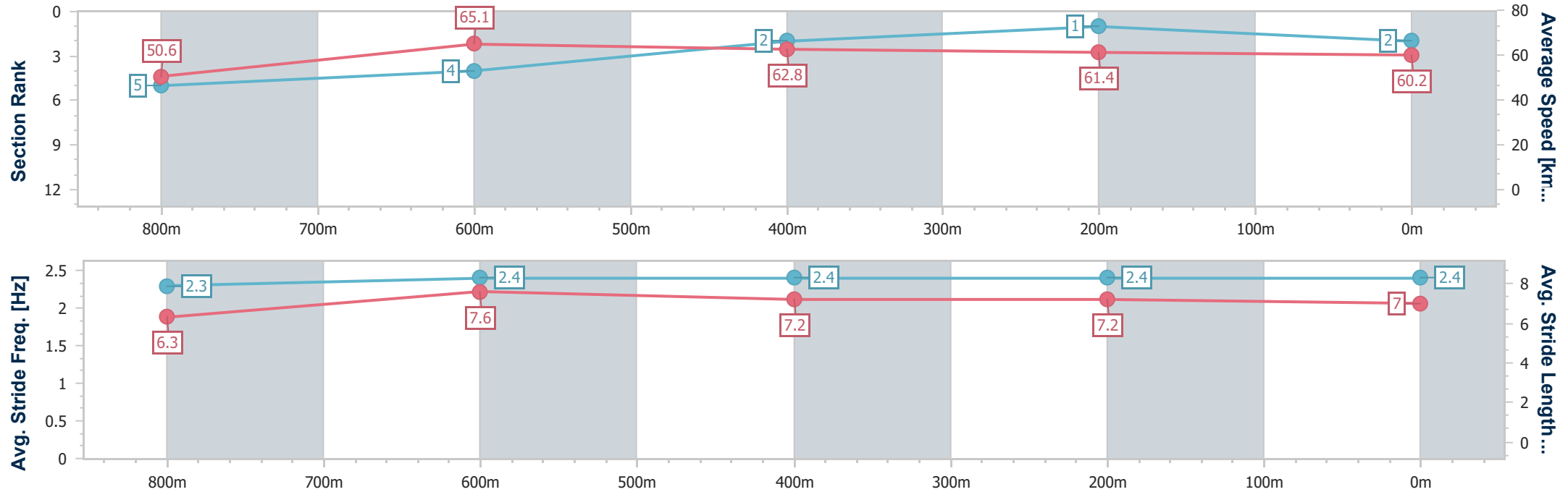
Horse/Jockey Name	Akaka Falls
Final Rank	2
Fastest Section Time (Section)	0:11.17 (800m)
Top Speed [km/h] (Section)	65.8 (Overall)
Race State	Finished



ToowoombaProfessional
Race 5: PRYDE'S EASIFEED BENCHMARK 68 Handicap - 1000m
07 June 2025 - 15:09
Track Rating: Soft 5, Weather: Fine, Rail Position: True Entire Course.



Section	Overall	800m	600m	400m	200m										
Section Times	1:00.89 [2] (0:14.34)	0:46.55 [5] (0:11.17)	0:35.38 [4] (0:11.57)	0:23.81 [2] (0:11.87)	0:11.94 [1] (0:11.94)										
Average Speed [km/h]	50.6	65.1	62.8	61.4	60.2										
Top Speed [km/h]	65.8	65.7	64.6	62.7	62.2										
Avg. Dist. to Rail [m]	6.3	2.4	2.5	3.0	4.4										
Avg. Stride Freq. [Hz]	2.3	2.4	2.4	2.4	2.4										
Avg. Stride Length [m]	6.3	7.6	7.2	7.2	7.0										





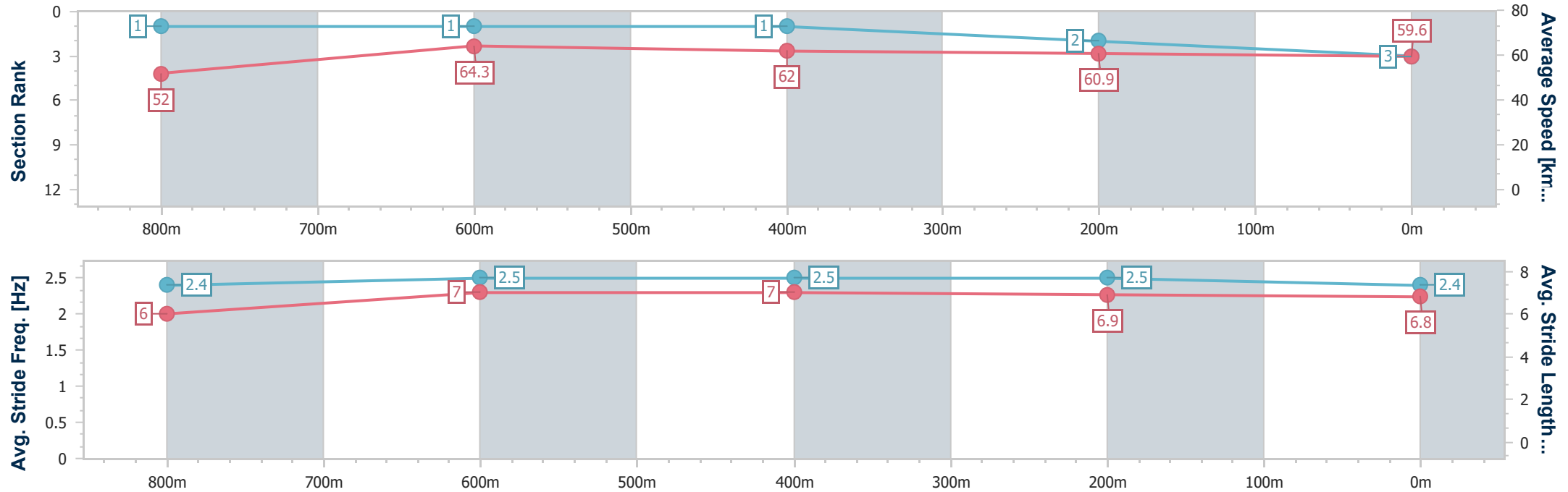
Horse/Jockey Name	Surreal Ascot
Final Rank	3
Fastest Section Time (Section)	0:11.31 (800m)
Top Speed [km/h] (Section)	66.1 (Overall)
Race State	Finished



ToowoombaProfessional
Race 5: PRYDE'S EASIFEED BENCHMARK 68 Handicap - 1000m
07 June 2025 - 15:09
Track Rating: Soft 5, Weather: Fine, Rail Position: True Entire Course.



Section	Overall	800m	600m	400m	200m										
Section Times	1:01.03 [3] (0:14.03)	0:47.00 [1] (0:11.31)	0:35.69 [1] (0:11.67)	0:24.02 [1] (0:11.94)	0:12.08 [2] (0:12.08)										
Average Speed [km/h]	52.0	64.3	62.0	60.9	59.6										
Top Speed [km/h]	66.1	65.9	64.3	61.6	60.8										
Avg. Dist. to Rail [m]	8.3	1.6	1.1	3.0	4.1										
Avg. Stride Freq. [Hz]	2.4	2.5	2.5	2.5	2.4										
Avg. Stride Length [m]	6.0	7.0	7.0	6.9	6.8										





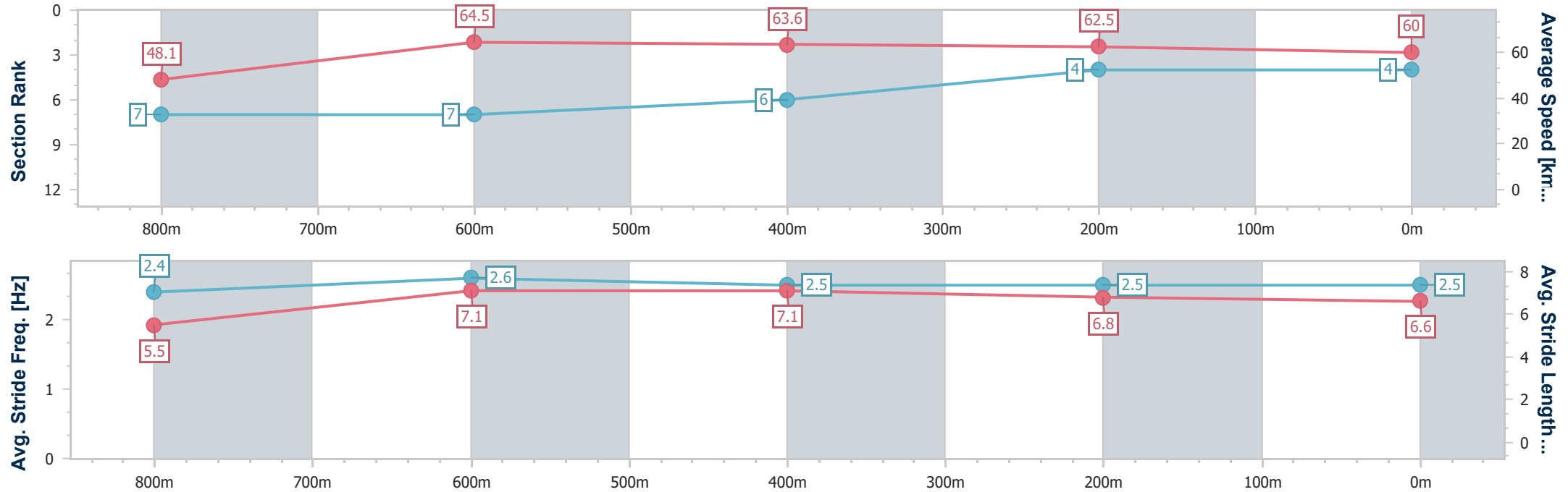
Horse/Jockey Name	Kernel Boom
Final Rank	4
Fastest Section Time (Section)	0:11.13 (800m)
Top Speed [km/h] (Section)	65.2 (800m)
Race State	Finished



ToowoombaProfessional
Race 5: PRYDE'S EASIFEED BENCHMARK 68 Handicap - 1000m
07 June 2025 - 15:09
Track Rating: Soft 5, Weather: Fine, Rail Position: True Entire Course.



Section	Overall	800m	600m	400m	200m										
Section Times	1:01.14 [4] (0:15.08)	0:46.06 [7] (0:11.13)	0:34.93 [7] (0:11.35)	0:23.58 [6] (0:11.64)	0:11.94 [4] (0:11.94)										
Average Speed [km/h]	48.1	64.5	63.6	62.5	60.0										
Top Speed [km/h]	64.8	65.2	64.8	63.2	61.3										
Avg. Dist. to Rail [m]	5.1	0.5	0.9	3.3	6.4										
Avg. Stride Freq. [Hz]	2.4	2.6	2.5	2.5	2.5										
Avg. Stride Length [m]	5.5	7.1	7.1	6.8	6.6										





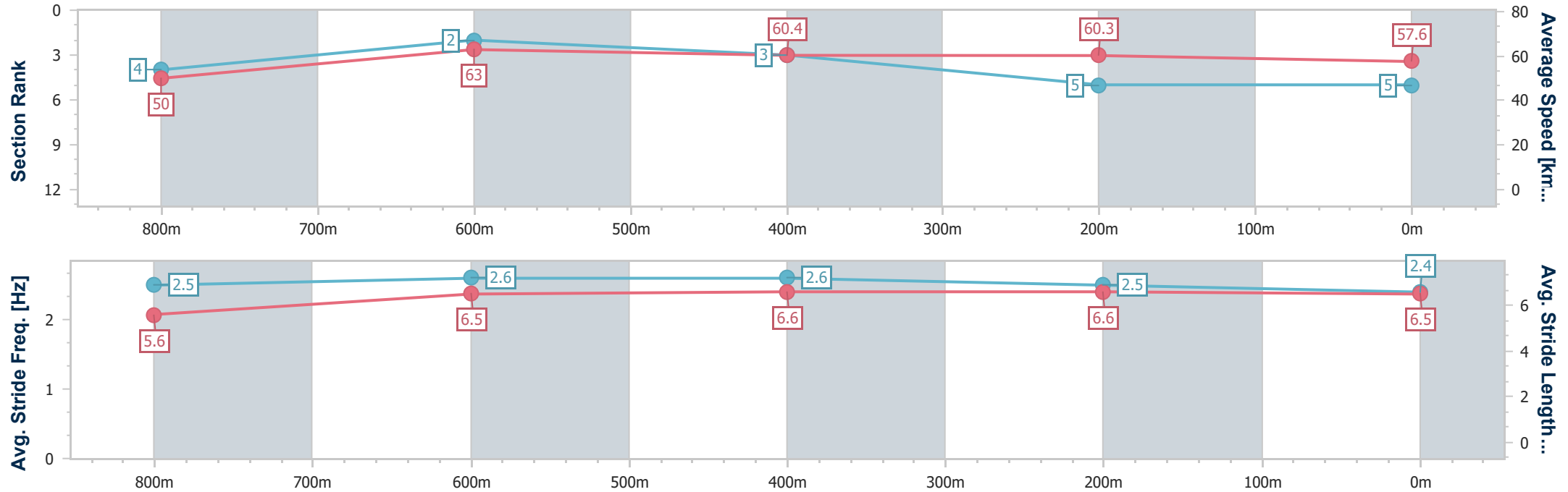
Horse/Jockey Name	Miss De Blaas
Final Rank	5
Fastest Section Time (Section)	0:11.21 (800m)
Top Speed [km/h] (Section)	66.7 (Overall)
Race State	Finished



ToowoombaProfessional
Race 5: PRYDE'S EASIFEED BENCHMARK 68 Handicap - 1000m
07 June 2025 - 15:09
Track Rating: Soft 5, Weather: Fine, Rail Position: True Entire Course.



Section	Overall	800m	600m	400m	200m									
Section Times	1:01.68 [5] (0:14.27)	0:47.41 [4] (0:11.21)	0:36.20 [2] (0:11.75)	0:24.45 [3] (0:11.97)	0:12.48 [5] (0:12.48)									
Average Speed [km/h]	50.0	63.0	60.4	60.3	57.6									
Top Speed [km/h]	66.7	66.0	63.0	61.1	59.2									
Avg. Dist. to Rail [m]	2.0	4.5	2.6	0.7	0.4									
Avg. Stride Freq. [Hz]	2.5	2.6	2.6	2.5	2.4									
Avg. Stride Length [m]	5.6	6.5	6.6	6.6	6.5									





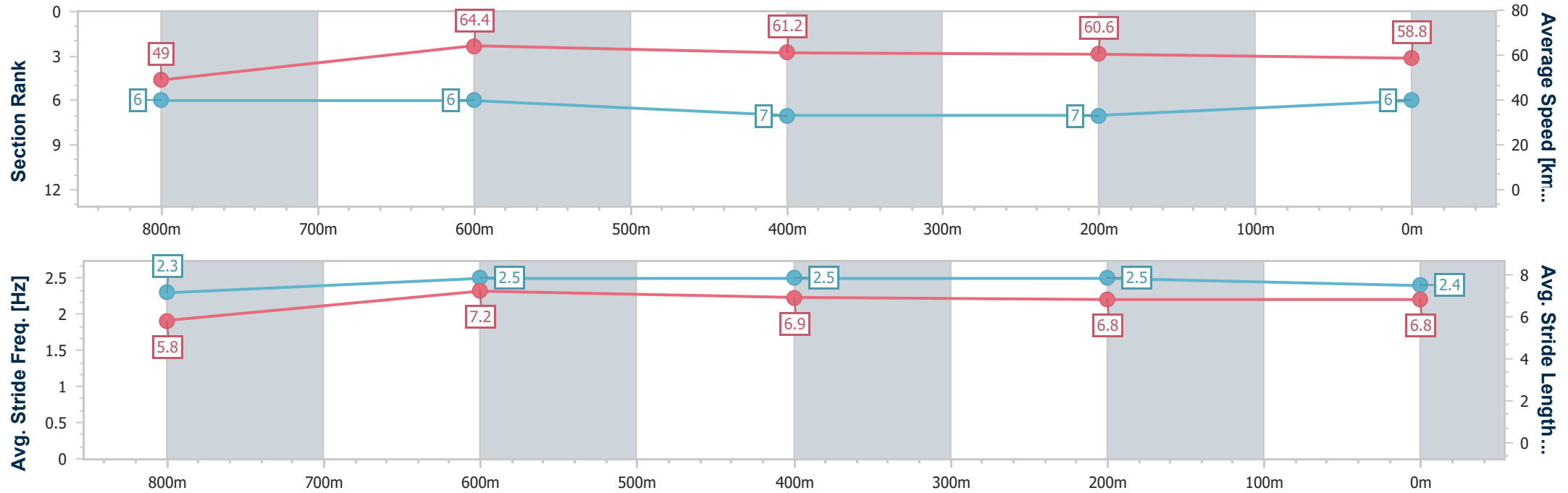
Horse/Jockey Name	Groovin' The Moo
Final Rank	6
Fastest Section Time (Section)	0:11.08 (800m)
Top Speed [km/h] (Section)	66.0 (800m)
Race State	Finished



ToowoombaProfessional
Race 5: PRYDE'S EASIFEED BENCHMARK 68 Handicap - 1000m
07 June 2025 - 15:09
Track Rating: Soft 5, Weather: Fine, Rail Position: True Entire Course.



Section	Overall	800m	600m	400m	200m										
Section Times	1:01.82 [6] (0:14.82)	0:47.00 [6] (0:11.08)	0:35.92 [6] (0:11.69)	0:24.23 [7] (0:12.00)	0:12.23 [7] (0:12.23)										
Average Speed [km/h]	49.0	64.4	61.2	60.6	58.8										
Top Speed [km/h]	65.9	66.0	64.2	60.9	60.9										
Avg. Dist. to Rail [m]	6.2	1.8	1.4	2.1	3.9										
Avg. Stride Freq. [Hz]	2.3	2.5	2.5	2.5	2.4										
Avg. Stride Length [m]	5.8	7.2	6.9	6.8	6.8										





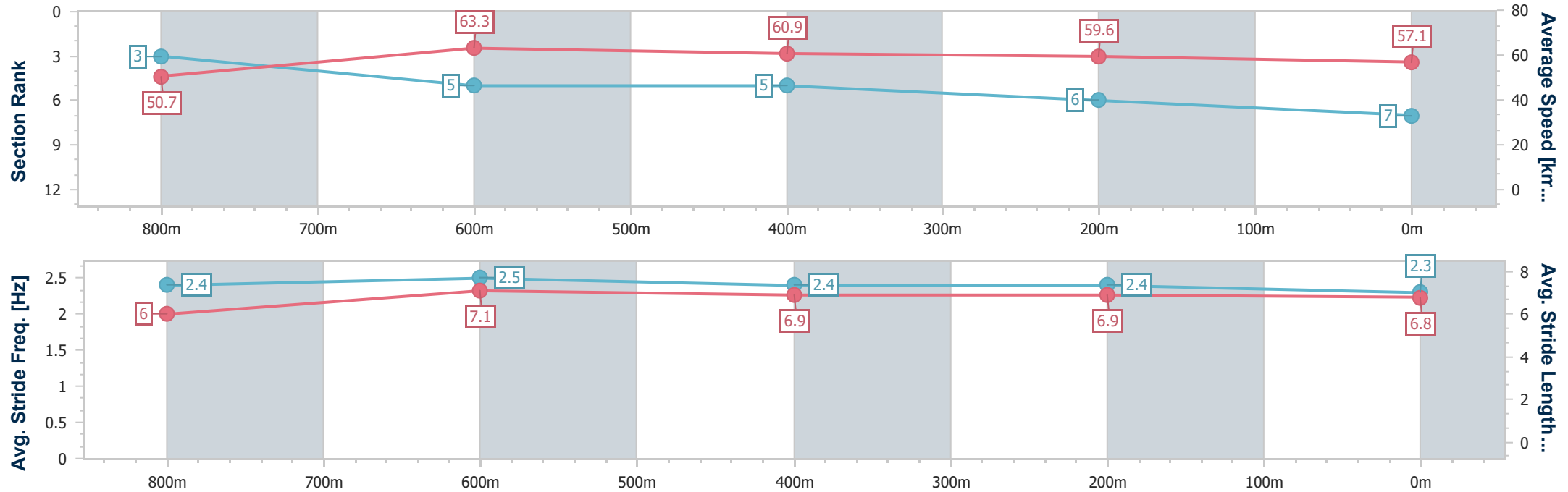
Horse/Jockey Name	Uncle Russ
Final Rank	7
Fastest Section Time (Section)	0:11.35 (800m)
Top Speed [km/h] (Section)	65.8 (Overall)
Race State	Finished



ToowoombaProfessional
Race 5: PRYDE'S EASIFEED BENCHMARK 68 Handicap - 1000m
07 June 2025 - 15:09
Track Rating: Soft 5, Weather: Fine, Rail Position: True Entire Course.



Section	Overall	800m	600m	400m	200m										
Section Times	1:01.98 [7] (0:14.17)	0:47.81 [3] (0:11.35)	0:36.46 [5] (0:11.78)	0:24.68 [5] (0:12.07)	0:12.61 [6] (0:12.61)										
Average Speed [km/h]	50.7	63.3	60.9	59.6	57.1										
Top Speed [km/h]	65.8	64.8	63.0	60.3	58.7										
Avg. Dist. to Rail [m]	1.3	1.4	0.5	0.1	0.6										
Avg. Stride Freq. [Hz]	2.4	2.5	2.4	2.4	2.3										
Avg. Stride Length [m]	6.0	7.1	6.9	6.9	6.8										



- [] Ranking at each section and finish
- .-.- No data available at this section
- NA No data available



Toowoomba Professional
Race 6: REFINED REFRIGERATION SOLUTIONS BENCHMARK 62
Handicap - 1300m
07 June 2025 - 15:44



Track Rating: Soft 5, Weather: Fine, Rail Position: True Entire Course.

Section						Overall	1200m	1000m	800m	600m	400m	Last 600m	
Field Times						1:21.12 (0:08.44)	1:12.68 (0:11.49)	1:01.19 (0:11.85)	0:49.34 (0:12.44)	0:36.90 (0:12.48)	0:24.42 (0:12.23)	0:36.90	
Rank	TAB	Horse/Jockey	Barrier	Top Speed [km/h]	Fastest Section								Distance Travelled [m]
1	7	KATDEEL	6	65.5	0:08.77	1:21.12 [1]	1:12.35 [6]	1:00.82 [6]	0:48.90 [6]	0:36.62 [6]	0:24.29 [4]	0:36.62	
		Jake Molloy		1200m	Overall	(0:08.77)	(0:11.53)	(0:11.92)	(0:12.28)	(0:12.33)	(0:12.10)		
2	3	CRACKER ESSGEE	2	64.4	0:08.59	1:21.68 [2]	1:13.09 [4]	1:01.61 [4]	0:49.73 [4]	0:37.36 [4]	0:24.87 [3]	0:37.36	-4
		Chelsea Baker		1200m	Overall	(0:08.59)	(0:11.48)	(0:11.88)	(0:12.37)	(0:12.49)	(0:12.30)		
3	4	TREASURER	8	63.8	0:08.78	1:21.72 [3]	1:12.94 [7]	1:01.44 [5]	0:49.54 [5]	0:37.27 [5]	0:24.81 [6]	0:37.27	+1
		Georgina Cartwright		1200m	Overall	(0:08.78)	(0:11.50)	(0:11.90)	(0:12.27)	(0:12.46)	(0:12.20)		
4	5	TRAUTMAN	3	64.9	0:09.16	1:21.84 [4]	1:12.68 [8]	1:01.18 [8]	0:49.26 [8]	0:37.02 [7]	0:24.63 [7]	0:37.02	+3
		Karl Zechner		1200m	Overall	(0:09.16)	(0:11.50)	(0:11.92)	(0:12.24)	(0:12.39)	(0:12.39)		
5	10	LA MANO	4	63.5	0:08.47	1:21.95 [5]	1:13.48 [3]	1:01.89 [3]	0:50.00 [3]	0:37.64 [3]	0:25.25 [1]	0:37.64	+1
		Shania Willis		1200m	Overall	(0:08.47)	(0:11.59)	(0:11.89)	(0:12.36)	(0:12.39)	(0:12.36)		
6	1	PRINCE OF SOOVIEV	7	64.0	0:08.46	1:22.91 [6]	1:14.45 [2]	1:02.98 [1]	0:51.13 [1]	0:38.69 [1]	0:26.14 [2]	0:38.69	+2
		Fiona Sandkuhl		1200m	Overall	(0:08.46)	(0:11.47)	(0:11.85)	(0:12.44)	(0:12.55)	(0:12.50)		
7	12	ARIAT	1	63.3	0:08.44	1:23.32 [7]	1:14.88 [1]	1:03.31 [2]	0:51.40 [2]	0:39.02 [2]	0:26.44 [5]	0:39.02	-7
		Kenji Yoshida		1200m	Overall	(0:08.44)	(0:11.57)	(0:11.91)	(0:12.38)	(0:12.58)	(0:12.79)		
8	2	CAPITAL BOSS	5	62.7	0:09.21	1:23.70 [8]	1:14.49 [9]	1:02.73 [9]	0:50.79 [9]	0:38.62 [9]	0:25.95 [8]	0:38.62	-8
		Colleen Krahn		1200m	Overall	(0:09.21)	(0:11.76)	(0:11.94)	(0:12.17)	(0:12.67)	(0:12.84)		
9	11	OPITO BALLERINA	9	62.9	0:08.67	1:29.19 [9]	1:20.52 [5]	1:08.84 [7]	0:56.69 [7]	0:44.32 [8]	0:31.43 [9]	0:44.32	+1
		Bailey Wheeler		1200m	Overall	(0:08.67)	(0:11.68)	(0:12.15)	(0:12.37)	(0:12.89)	(0:13.83)		

Scratched: Chayse 'N' Adam (#9), Crypt De Pin (#15), Knowitall Frank (#16), Avoid The Misstres (#17), Jack's Boom (#14), Big Boy George (#6), Uluwatu (#8), Script Writer (#13)



Toowoomba Professional
Race 6: REFINED REFRIGERATION SOLUTIONS BENCHMARK 62
Handicap - 1300m
07 June 2025 - 15:44



Track Rating: Soft 5, Weather: Fine, Rail Position: True Entire Course.

Section Field Times				200m 0:12.19 (0:12.19)				Last 600m 0:36.90	
Rank	TAB	Horse/Jockey	Barrier	Top Speed [km/h]	Fastest Section	Margin		Distance Travelled [m]	
1	7	KATDEEL	6	65.5	0:08.77	0:12.19 [1]	1:21.12	0:36.62	
		Jake Molloy		1200m	Overall	(0:12.19)			
2	3	CRACKER ESSGEE	2	64.4	0:08.59	0:12.57 [3]	3.3L	0:37.36	-4
		Chelsea Baker		1200m	Overall	(0:12.57)			
3	4	TREASURER	8	63.8	0:08.78	0:12.61 [4]	3.5L	0:37.27	+1
		Georgina Cartwright		1200m	Overall	(0:12.61)			
4	5	TRAUTMAN	3	64.9	0:09.16	0:12.24 [6]	4L	0:37.02	+3
		Karl Zechner		1200m	Overall	(0:12.24)			
5	10	LA MANO	4	63.5	0:08.47	0:12.89 [2]	4.5L	0:37.64	+1
		Shania Willis		1200m	Overall	(0:12.89)			
6	1	PRINCE OF SOOVIEV	7	64.0	0:08.46	0:13.64 [5]	10L	0:38.69	+2
		Fiona Sandkuhl		1200m	Overall	(0:13.64)			
7	12	ARIAT	1	63.3	0:08.44	0:13.65 [7]	12.3L	0:39.02	-7
		Kenji Yoshida		1200m	Overall	(0:13.65)			
8	2	CAPITAL BOSS	5	62.7	0:09.21	0:13.11 [8]	14.6L	0:38.62	-8
		Colleen Krahn		1200m	Overall	(0:13.11)			
9	11	OPITO BALLERINA	9	62.9	0:08.67	0:17.60 [9]	46.6L	0:44.32	+1
		Bailey Wheeler		1200m	Overall	(0:17.60)			

Scratched: Chayse 'N' Adam (#9), Crypt De Pin (#15), Knowitall Frank (#16), Avoid The Misstres (#17), Jack's Boom (#14), Big Boy George (#6), Uluwatu (#8), Script Writer (#13)



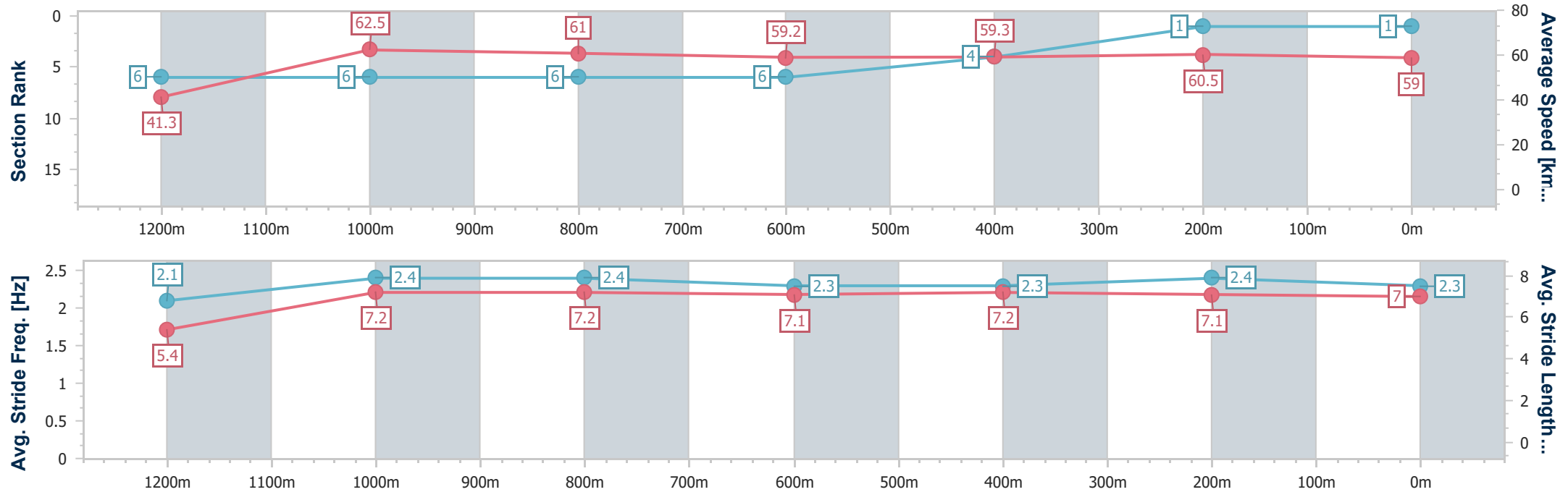
Horse/Jockey Name	Katdeel
Final Rank	1
Fastest Section Time (Section)	0:08.77 (Overall)
Top Speed [km/h] (Section)	65.5 (1200m)
Race State	Finished



ToowoombaProfessional
Race 6: REFINED REFRIGERATION SOLUTIONS BENCHMARK
62 Handicap - 1300m
07 June 2025 - 15:44
Track Rating: Soft 5, Weather: Fine, Rail Position: True Entire Course.



Section	Overall	1200m	1000m	800m	600m	400m	200m						
Section Times	1:21.12 [1] (0:08.77)	1:12.35 [6] (0:11.53)	1:00.82 [6] (0:11.92)	0:48.90 [6] (0:12.28)	0:36.62 [6] (0:12.33)	0:24.29 [4] (0:12.10)	0:12.19 [1] (0:12.19)						
Average Speed [km/h]	41.3	62.5	61.0	59.2	59.3	60.5	59.0						
Top Speed [km/h]	61.7	65.5	62.1	62.0	60.3	61.0	60.1						
Avg. Dist. to Rail [m]	8.2	3.6	1.9	2.8	2.7	4.9	4.4						
Avg. Stride Freq. [Hz]	2.1	2.4	2.4	2.3	2.3	2.4	2.3						
Avg. Stride Length [m]	5.4	7.2	7.2	7.1	7.2	7.1	7.0						





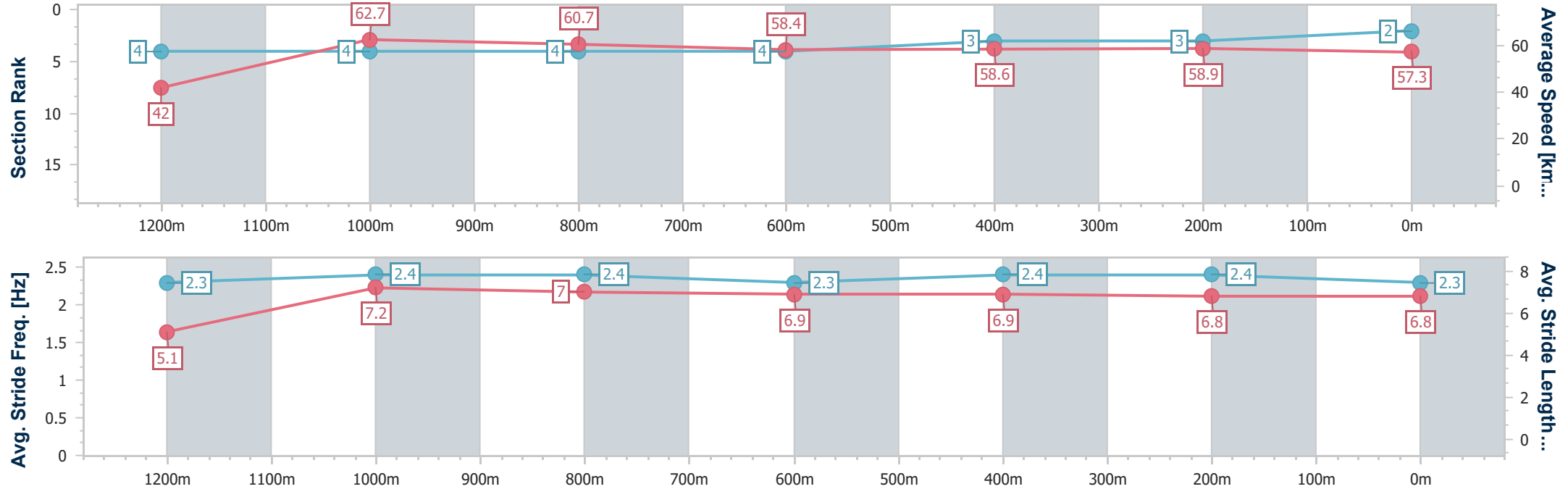
Horse/Jockey Name	Cracker Essgee
Final Rank	2
Fastest Section Time (Section)	0:08.59 (Overall)
Top Speed [km/h] (Section)	64.4 (1200m)
Race State	Finished



ToowoombaProfessional
Race 6: REFINED REFRIGERATION SOLUTIONS BENCHMARK
62 Handicap - 1300m
07 June 2025 - 15:44
Track Rating: Soft 5, Weather: Fine, Rail Position: True Entire Course.



Section	Overall	1200m	1000m	800m	600m	400m	200m						
Section Times	1:21.68 [2] (0:08.59)	1:13.09 [4] (0:11.48)	1:01.61 [4] (0:11.88)	0:49.73 [4] (0:12.37)	0:37.36 [4] (0:12.49)	0:24.87 [3] (0:12.30)	0:12.57 [3] (0:12.57)						
Average Speed [km/h]	42.0	62.7	60.7	58.4	58.6	58.9	57.3						
Top Speed [km/h]	63.4	64.4	62.9	59.9	60.4	60.3	60.2						
Avg. Dist. to Rail [m]	4.3	1.5	1.3	1.5	2.8	1.4	2.1						
Avg. Stride Freq. [Hz]	2.3	2.4	2.4	2.3	2.4	2.4	2.3						
Avg. Stride Length [m]	5.1	7.2	7.0	6.9	6.9	6.8	6.8						





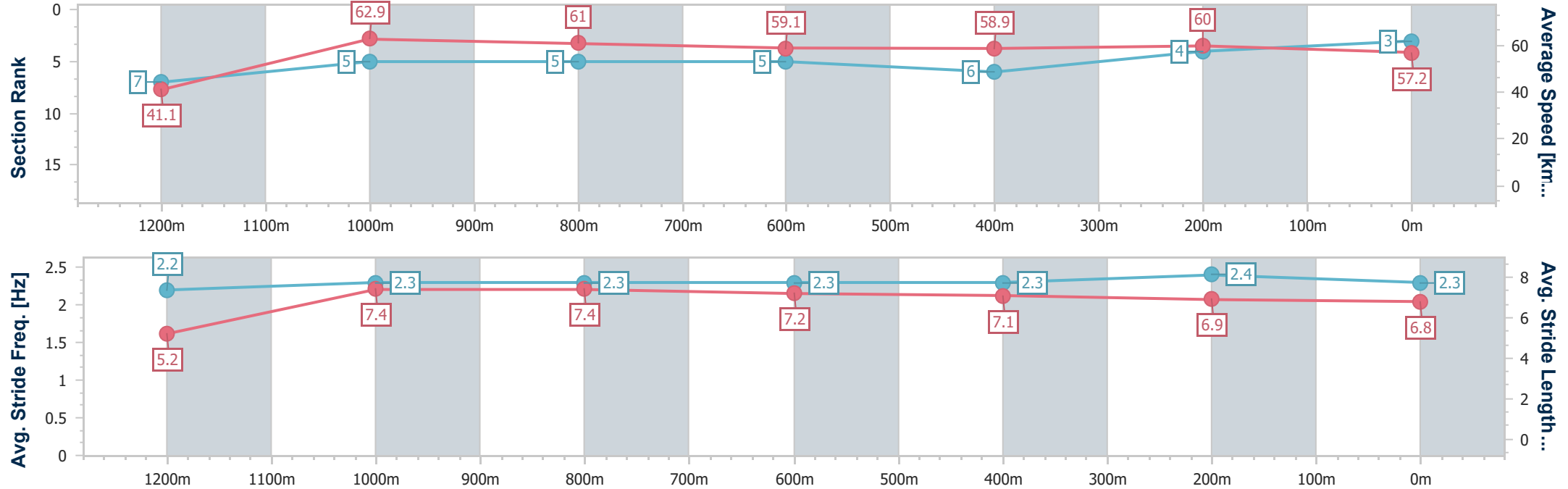
Horse/Jockey Name	Treasurer
Final Rank	3
Fastest Section Time (Section)	0:08.78 (Overall)
Top Speed [km/h] (Section)	63.8 (1200m)
Race State	Finished



ToowoombaProfessional
Race 6: REFINED REFRIGERATION SOLUTIONS BENCHMARK
62 Handicap - 1300m
07 June 2025 - 15:44
Track Rating: Soft 5, Weather: Fine, Rail Position: True Entire Course.



Section	Overall	1200m	1000m	800m	600m	400m	200m						
Section Times	1:21.72 [3] (0:08.78)	1:12.94 [7] (0:11.50)	1:01.44 [5] (0:11.90)	0:49.54 [5] (0:12.27)	0:37.27 [5] (0:12.46)	0:24.81 [6] (0:12.20)	0:12.61 [4] (0:12.61)						
Average Speed [km/h]	41.1	62.9	61.0	59.1	58.9	60.0	57.2						
Top Speed [km/h]	62.5	63.8	62.2	60.5	60.2	61.1	59.0						
Avg. Dist. to Rail [m]	10.9	5.1	2.6	2.7	3.9	4.9	4.4						
Avg. Stride Freq. [Hz]	2.2	2.3	2.3	2.3	2.3	2.4	2.3						
Avg. Stride Length [m]	5.2	7.4	7.4	7.2	7.1	6.9	6.8						





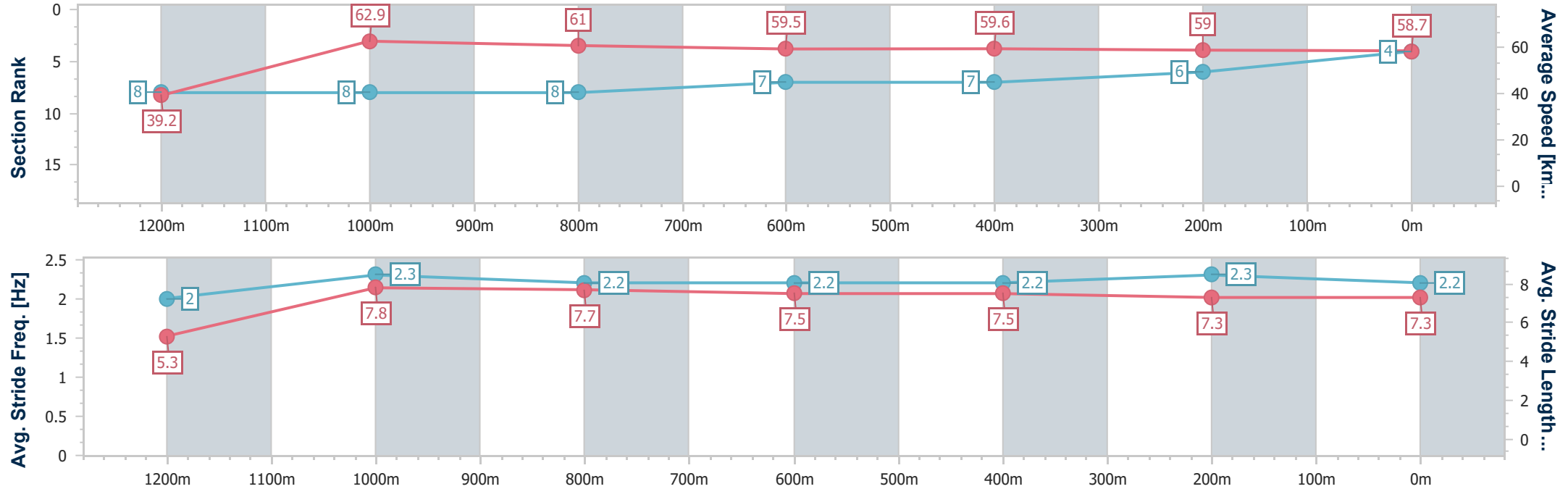
Horse/Jockey Name	Trautman
Final Rank	4
Fastest Section Time (Section)	0:09.16 (Overall)
Top Speed [km/h] (Section)	64.9 (1200m)
Race State	Finished



ToowoombaProfessional
Race 6: REFINED REFRIGERATION SOLUTIONS BENCHMARK
62 Handicap - 1300m
07 June 2025 - 15:44
Track Rating: Soft 5, Weather: Fine, Rail Position: True Entire Course.



Section	Overall	1200m	1000m	800m	600m	400m	200m						
Section Times	1:21.84 [4] (0:09.16)	1:12.68 [8] (0:11.50)	1:01.18 [8] (0:11.92)	0:49.26 [8] (0:12.24)	0:37.02 [7] (0:12.39)	0:24.63 [7] (0:12.39)	0:12.24 [6] (0:12.24)						
Average Speed [km/h]	39.2	62.9	61.0	59.5	59.6	59.0	58.7						
Top Speed [km/h]	59.5	64.9	62.0	61.7	60.6	59.9	60.4						
Avg. Dist. to Rail [m]	5.1	3.9	3.5	3.6	4.4	5.3	4.9						
Avg. Stride Freq. [Hz]	2.0	2.3	2.2	2.2	2.2	2.3	2.2						
Avg. Stride Length [m]	5.3	7.8	7.7	7.5	7.5	7.3	7.3						





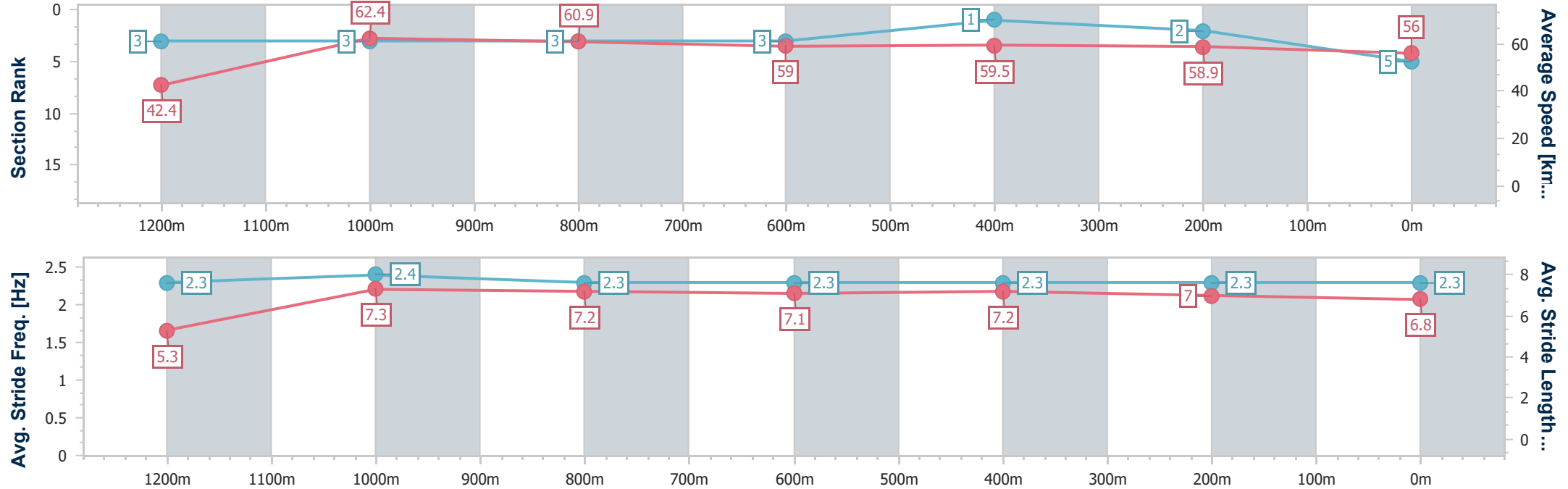
Horse/Jockey Name	La Mano
Final Rank	5
Fastest Section Time (Section)	0:08.47 (Overall)
Top Speed [km/h] (Section)	63.5 (1200m)
Race State	Finished



ToowoombaProfessional
Race 6: REFINED REFRIGERATION SOLUTIONS BENCHMARK
62 Handicap - 1300m
07 June 2025 - 15:44
Track Rating: Soft 5, Weather: Fine, Rail Position: True Entire Course.



Section	Overall	1200m	1000m	800m	600m	400m	200m						
Section Times	1:21.95 [5] (0:08.47)	1:13.48 [3] (0:11.59)	1:01.89 [3] (0:11.89)	0:50.00 [3] (0:12.36)	0:37.64 [3] (0:12.39)	0:25.25 [1] (0:12.36)	0:12.89 [2] (0:12.89)						
Average Speed [km/h]	42.4	62.4	60.9	59.0	59.5	58.9	56.0						
Top Speed [km/h]	62.7	63.5	62.0	60.7	60.4	59.6	58.1						
Avg. Dist. to Rail [m]	6.5	3.6	2.6	3.4	4.1	3.5	3.9						
Avg. Stride Freq. [Hz]	2.3	2.4	2.3	2.3	2.3	2.3	2.3						
Avg. Stride Length [m]	5.3	7.3	7.2	7.1	7.2	7.0	6.8						





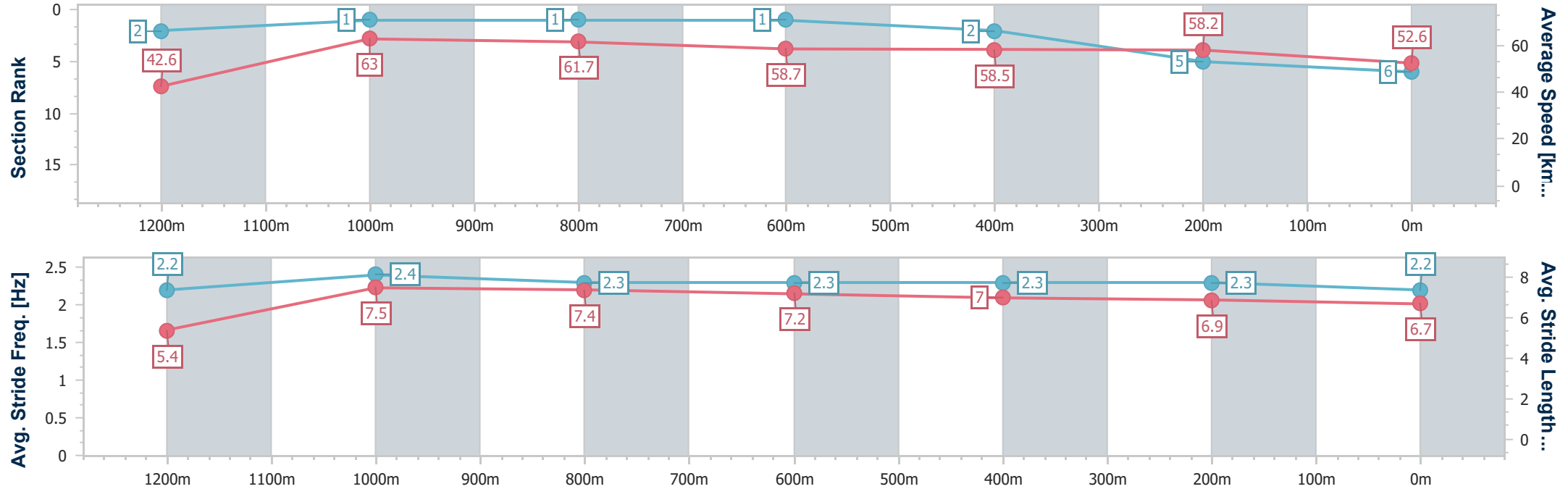
Horse/Jockey Name	Prince Of Sooview
Final Rank	6
Fastest Section Time (Section)	0:08.46 (Overall)
Top Speed [km/h] (Section)	64.0 (1200m)
Race State	Finished



ToowoombaProfessional
Race 6: REFINED REFRIGERATION SOLUTIONS BENCHMARK
62 Handicap - 1300m
07 June 2025 - 15:44
Track Rating: Soft 5, Weather: Fine, Rail Position: True Entire Course.



Section	Overall	1200m	1000m	800m	600m	400m	200m						
Section Times	1:22.91 [6] (0:08.46)	1:14.45 [2] (0:11.47)	1:02.98 [1] (0:11.85)	0:51.13 [1] (0:12.44)	0:38.69 [1] (0:12.55)	0:26.14 [2] (0:12.50)	0:13.64 [5] (0:13.64)						
Average Speed [km/h]	42.6	63.0	61.7	58.7	58.5	58.2	52.6						
Top Speed [km/h]	61.5	64.0	63.6	59.6	59.7	59.3	56.5						
Avg. Dist. to Rail [m]	10.5	6.4	4.4	4.0	3.3	2.6	2.2						
Avg. Stride Freq. [Hz]	2.2	2.4	2.3	2.3	2.3	2.3	2.2						
Avg. Stride Length [m]	5.4	7.5	7.4	7.2	7.0	6.9	6.7						





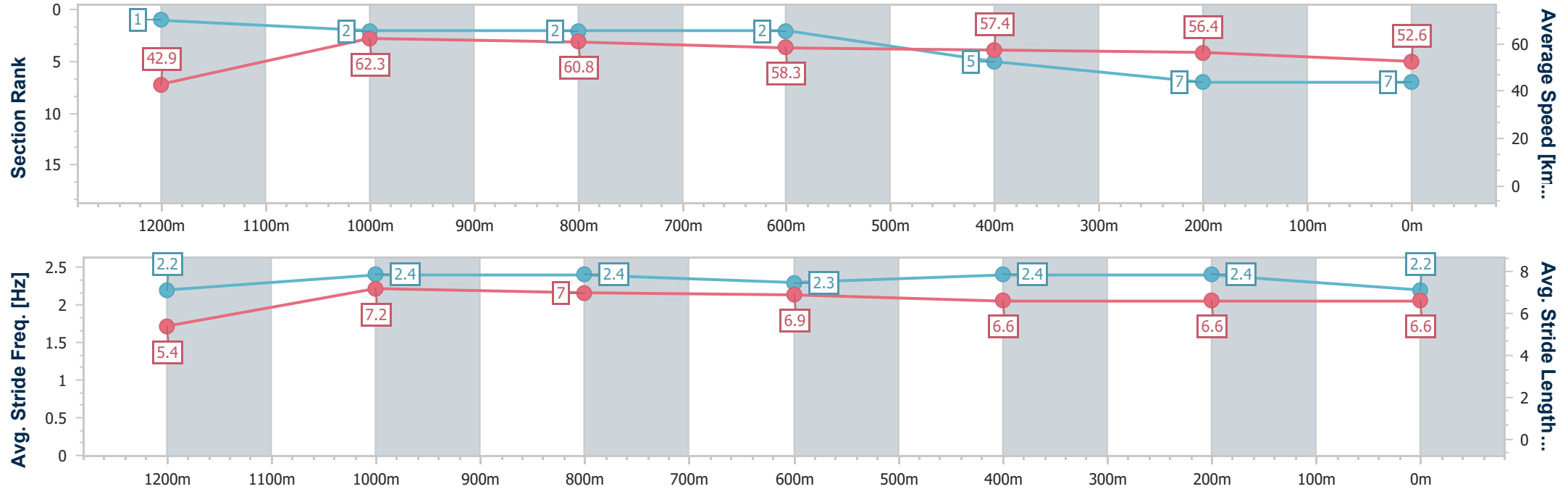
Horse/Jockey Name	Ariat
Final Rank	7
Fastest Section Time (Section)	0:08.44 (Overall)
Top Speed [km/h] (Section)	63.3 (1200m)
Race State	Finished



ToowoombaProfessional
Race 6: REFINED REFRIGERATION SOLUTIONS BENCHMARK
62 Handicap - 1300m
07 June 2025 - 15:44
Track Rating: Soft 5, Weather: Fine, Rail Position: True Entire Course.



Section	Overall	1200m	1000m	800m	600m	400m	200m						
Section Times	1:23.32 [7] (0:08.44)	1:14.88 [1] (0:11.57)	1:03.31 [2] (0:11.91)	0:51.40 [2] (0:12.38)	0:39.02 [2] (0:12.58)	0:26.44 [5] (0:12.79)	0:13.65 [7] (0:13.65)						
Average Speed [km/h]	42.9	62.3	60.8	58.3	57.4	56.4	52.6						
Top Speed [km/h]	62.1	63.3	61.7	59.9	58.7	57.5	55.4						
Avg. Dist. to Rail [m]	5.2	2.6	1.9	1.1	0.9	0.9	2.3						
Avg. Stride Freq. [Hz]	2.2	2.4	2.4	2.3	2.4	2.4	2.2						
Avg. Stride Length [m]	5.4	7.2	7.0	6.9	6.6	6.6	6.6						





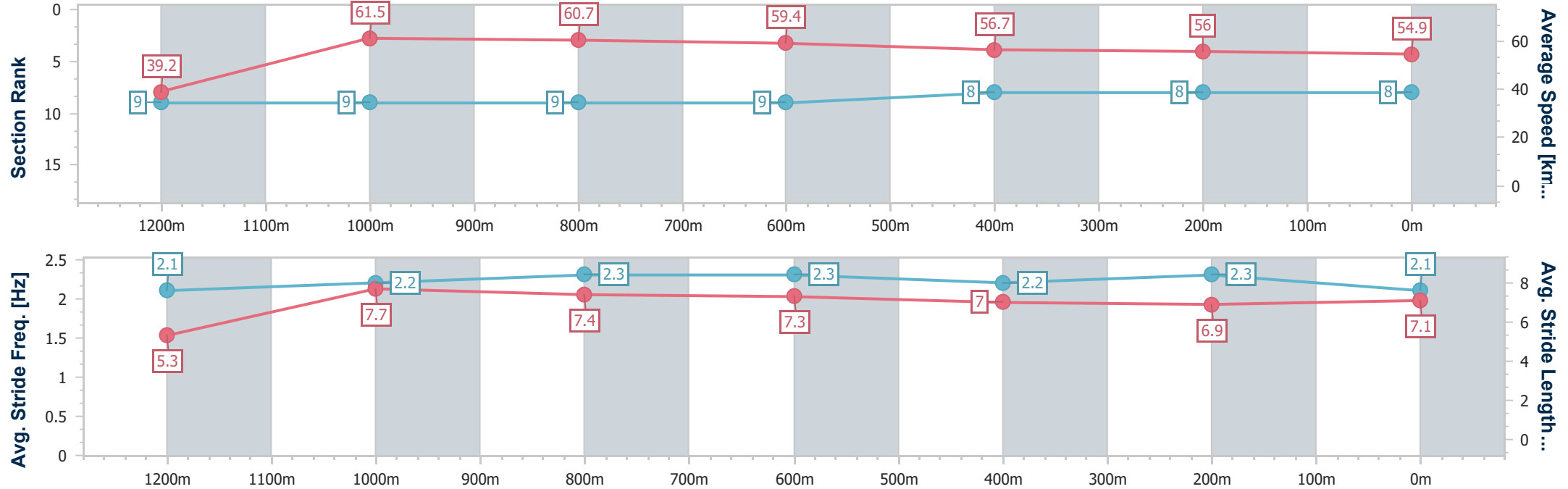
Horse/Jockey Name	Capital Boss
Final Rank	8
Fastest Section Time (Section)	0:09.21 (Overall)
Top Speed [km/h] (Section)	62.7 (1200m)
Race State	Finished



ToowoombaProfessional
Race 6: REFINED REFRIGERATION SOLUTIONS BENCHMARK
62 Handicap - 1300m
07 June 2025 - 15:44
Track Rating: Soft 5, Weather: Fine, Rail Position: True Entire Course.



Section	Overall	1200m	1000m	800m	600m	400m	200m						
Section Times	1:23.70 [8] (0:09.21)	1:14.49 [9] (0:11.76)	1:02.73 [9] (0:11.94)	0:50.79 [9] (0:12.17)	0:38.62 [9] (0:12.67)	0:25.95 [8] (0:12.84)	0:13.11 [8] (0:13.11)						
Average Speed [km/h]	39.2	61.5	60.7	59.4	56.7	56.0	54.9						
Top Speed [km/h]	58.9	62.7	62.2	60.9	59.4	56.9	56.9						
Avg. Dist. to Rail [m]	9.7	5.9	2.9	0.6	0.3	0.8	1.7						
Avg. Stride Freq. [Hz]	2.1	2.2	2.3	2.3	2.2	2.3	2.1						
Avg. Stride Length [m]	5.3	7.7	7.4	7.3	7.0	6.9	7.1						





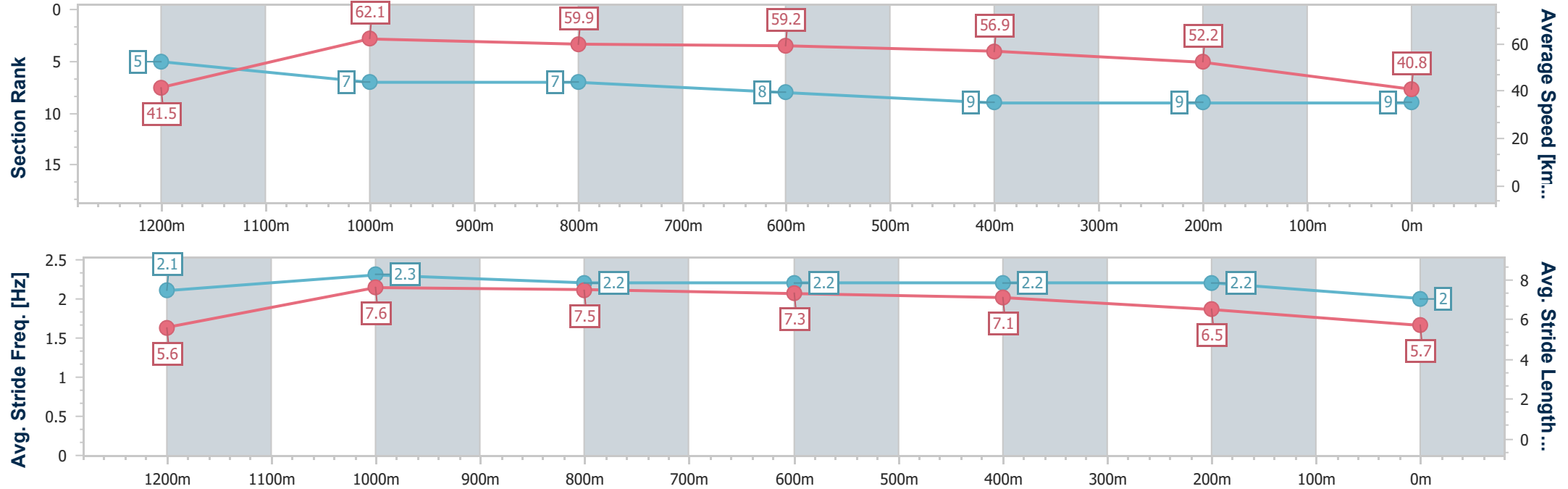
Horse/Jockey Name	Opito Ballerina
Final Rank	9
Fastest Section Time (Section)	0:08.67 (Overall)
Top Speed [km/h] (Section)	62.9 (1200m)
Race State	Finished



ToowoombaProfessional
Race 6: REFINED REFRIGERATION SOLUTIONS BENCHMARK
62 Handicap - 1300m
07 June 2025 - 15:44
Track Rating: Soft 5, Weather: Fine, Rail Position: True Entire Course.



Section	Overall	1200m	1000m	800m	600m	400m	200m						
Section Times	1:29.19 [9] (0:08.67)	1:20.52 [5] (0:11.68)	1:08.84 [7] (0:12.15)	0:56.69 [7] (0:12.37)	0:44.32 [8] (0:12.89)	0:31.43 [9] (0:13.83)	0:17.60 [9] (0:17.60)						
Average Speed [km/h]	41.5	62.1	59.9	59.2	56.9	52.2	40.8						
Top Speed [km/h]	59.5	62.9	62.0	61.3	59.3	54.8	48.4						
Avg. Dist. to Rail [m]	12.1	7.1	4.1	4.5	3.4	1.7	3.1						
Avg. Stride Freq. [Hz]	2.1	2.3	2.2	2.2	2.2	2.2	2.0						
Avg. Stride Length [m]	5.6	7.6	7.5	7.3	7.1	6.5	5.7						





Toowoomba Professional
Race 7: THE VIOLET LITTLE MEMORIAL CUP BENCHMARK 58 Handicap
- 1200m
07 June 2025 - 16:25



Track Rating: Soft 5, Weather: Fine, Rail Position: True Entire Course.

Section						Overall	1000m	800m	600m	400m	200m	Last 600m		
Field Times						1:13.63 (0:13.23)	1:00.40 (0:11.19)	0:49.21 (0:11.91)	0:37.30 (0:12.46)	0:24.84 (0:12.32)	0:12.52 (0:12.52)	0:00.00		
Rank	TAB	Horse/Jockey	Barrier	Top Speed [km/h]	Fastest Section							Margin	Distance Travelled [m]	
1	2	BIG BOY GEORGE	4	65.9	0:11.41	1:13.63 [1]	0:59.99 [5]	0:48.58 [7]	0:36.92 [4]	0:24.63 [4]	0:12.51 [2]	1:13.63	0:36.92	
		Bailey Wheeler		Overall	1000m	(0:13.64)	(0:11.41)	(0:11.66)	(0:12.29)	(0:12.12)	(0:12.51)			
2	3	RYLOV	8	65.6	0:11.22	1:13.92 [2]	1:00.42 [3]	0:49.20 [2]	0:37.41 [2]	0:25.10 [2]	0:12.81 [1]	1.5L	0:37.41	+2
		Rob Thorburn		1000m	1000m	(0:13.50)	(0:11.22)	(0:11.79)	(0:12.31)	(0:12.29)	(0:12.81)			
3	5	SCRIPT WRITER	7	65.5	0:11.41	1:14.13 [3]	1:00.35 [9]	0:48.94 [8]	0:37.22 [7]	0:25.08 [5]	0:12.66 [3]	2.5L	0:37.22	+4
		Jake Molloy		1000m	1000m	(0:13.78)	(0:11.41)	(0:11.72)	(0:12.14)	(0:12.42)	(0:12.66)			
4	22	DOUBLESARKATTACK	5	66.3	0:11.28	1:14.30 [4]	1:00.57 [7]	0:49.29 [6]	0:37.38 [8]	0:24.98 [6]	0:12.81 [4]	3.5L	0:37.38	+2
		Colleen Krahnen		1000m	1000m	(0:13.73)	(0:11.28)	(0:11.91)	(0:12.40)	(0:12.17)	(0:12.81)			
5	9	DANNY'S BOY	9	65.8	0:11.31	1:14.38 [5]	1:00.22 [11]	0:48.91 [10]	0:37.32 [10]	0:24.99 [8]	0:12.59 [8]	3.9L	0:37.32	+2
		Georgina Cartwright		1000m	1000m	(0:14.16)	(0:11.31)	(0:11.59)	(0:12.33)	(0:12.40)	(0:12.59)			
6	16	ESTE DIA	10	66.7	0:11.19	1:14.57 [6]	1:01.34 [1]	0:50.15 [1]	0:38.24 [1]	0:25.78 [1]	0:13.00 [6]	4.9L	0:38.24	+2
		Rhiannon Payne		Overall	1000m	(0:13.23)	(0:11.19)	(0:11.91)	(0:12.46)	(0:12.78)	(0:13.00)			
7	15	IMPERIONESS	11	66.7	0:11.24	1:14.86 [7]	1:01.21 [6]	0:49.97 [5]	0:38.31 [3]	0:25.94 [3]	0:13.31 [5]	6.4L	0:38.31	+6
		Stacey Callow		1000m	1000m	(0:13.65)	(0:11.24)	(0:11.66)	(0:12.37)	(0:12.63)	(0:13.31)			
8	8	GRAND CRUSADER	6	65.8	0:11.54	1:14.89 [8]	1:01.13 [8]	0:49.59 [9]	0:37.86 [9]	0:25.52 [7]	0:13.13 [7]	6.6L	0:37.86	+4
		Scott Sheargold		1000m	1000m	(0:13.76)	(0:11.54)	(0:11.73)	(0:12.34)	(0:12.39)	(0:13.13)			
9	14	MIGRATORY	12	64.0	0:11.64	1:15.11 [9]	1:01.02 [10]	0:49.38 [11]	0:37.73 [11]	0:25.35 [11]	0:12.93 [9]	7.9L	0:37.73	+2
		Chelsea Baker		1000m	1000m	(0:14.09)	(0:11.64)	(0:11.65)	(0:12.38)	(0:12.42)	(0:12.93)			
10	1	POWERFUL EAGLE	1	65.3	0:11.24	1:15.54 [10]	1:02.05 [2]	0:50.81 [3]	0:38.69 [6]	0:26.00 [10]	0:13.03 [11]	10.4L	0:38.69	-5
		Karl Zechner		Overall	1000m	(0:13.49)	(0:11.24)	(0:12.12)	(0:12.69)	(0:12.97)	(0:13.03)			

Scratched: Mr Gorman (#13), Jack's Boom (#17), Freeman (#7), She's Pushy (#19), Ariat (#11), Uluwatu (#6), Cafe Mocha (#18), Chockablock (#20), Rubydoo (#12), Bee Exact (#21)

Report Created: Sat 7 June 2025 16:58 GMT+10 (Note: Timing is based on position data)

Page 1/14

[] Ranking at each section and finish
-:-:- No data available at this section
NA No data available
SCN Saddle cloth number
DNF Did not finish
DNT Did not track

data processed by TRIPLESDATA



Toowoomba Professional
Race 7: THE VIOLET LITTLE MEMORIAL CUP BENCHMARK 58 Handicap
- 1200m
07 June 2025 - 16:25



Track Rating: Soft 5, Weather: Fine, Rail Position: True Entire Course.

Section					Overall	1000m	800m	600m	400m	200m	Last 600m			
Field Times					1:13.63 (0:13.23)	1:00.40 (0:11.19)	0:49.21 (0:11.91)	0:37.30 (0:12.46)	0:24.84 (0:12.32)	0:12.52 (0:12.52)	0:00.00			
Rank	TAB	Horse/Jockey	Barrier	Top Speed [km/h]	Fastest Section						Margin	Margin	Distance Travelled [m]	
11	4	JACKS AND SODA	2	65.4	0:11.28	1:15.57 [11]	1:02.00 [4]	0:50.72 [4]	0:38.82 [5]	0:26.15 [9]	0:13.22 [10]	10.6L	0:38.82	-3
		Kenji Yoshida		Overall	1000m	(0:13.57)	(0:11.28)	(0:11.90)	(0:12.67)	(0:12.93)	(0:13.22)			
12	10	HORSBURGH	3	Data was not able to be tracked for this horse		-:-:--	-:-:--	-:-:--	-:-:--	-:-:--	-:-:--	17.1L	-:-:--	----:-
		Chris Taylor												

Scratched: Mr Gorman (#13), Jack's Boom (#17), Freeman (#7), She's Pushy (#19), Ariat (#11), Uluwatu (#6), Cafe Mocha (#18), Chockablock (#20), Rubydoo (#12), Bee Exact (#21)



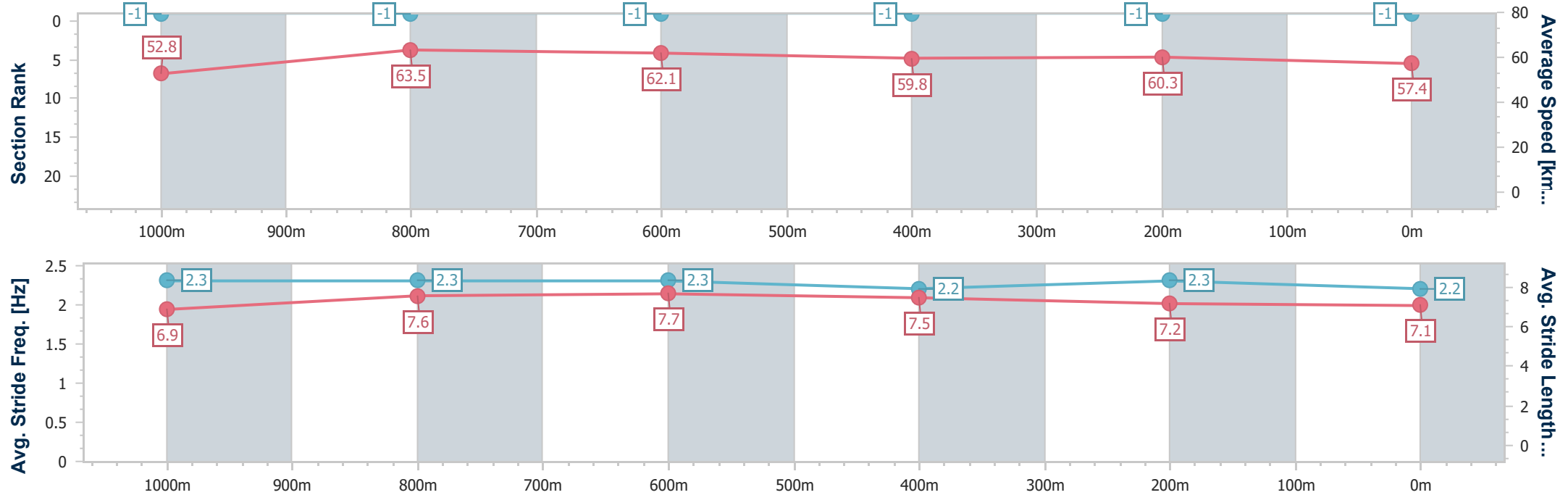
Horse/Jockey Name	Big Boy George
Final Rank	1
Fastest Section Time (Section)	0:11.41 (1000m)
Top Speed [km/h] (Section)	65.9 (Overall)
Race State	Finished



ToowoombaProfessional
Race 7: THE VIOLET LITTLE MEMORIAL CUP BENCHMARK 58
Handicap - 1200m
07 June 2025 - 16:25
Track Rating: Soft 5, Weather: Fine, Rail Position: True Entire Course.



Section	Overall	1000m	800m	600m	400m	200m							
Section Times	1:13.63 [1] (0:13.64)	0:59.99 [5] (0:11.41)	0:48.58 [7] (0:11.66)	0:36.92 [4] (0:12.29)	0:24.63 [4] (0:12.12)	0:12.51 [2] (0:12.51)							
Average Speed [km/h]	52.8	63.5	62.1	59.8	60.3	57.4							
Top Speed [km/h]	65.9	65.2	63.6	60.3	60.7	60.0							
Avg. Dist. to Rail [m]	3.9	2.5	2.3	3.6	3.9	2.9							
Avg. Stride Freq. [Hz]	2.3	2.3	2.3	2.2	2.3	2.2							
Avg. Stride Length [m]	6.9	7.6	7.7	7.5	7.2	7.1							



[] Ranking at each section and finish
-.-.- No data available at this section
NA No data available



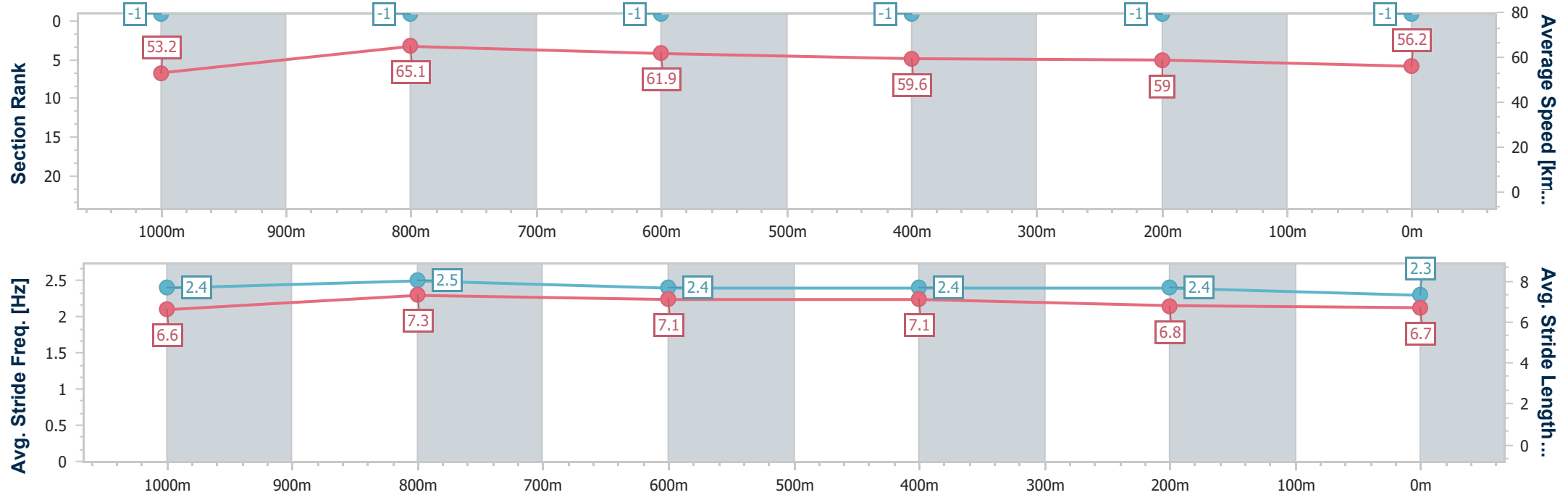
Horse/Jockey Name	Rylov
Final Rank	2
Fastest Section Time (Section)	0:11.22 (1000m)
Top Speed [km/h] (Section)	65.6 (1000m)
Race State	Finished



ToowoombaProfessional
Race 7: THE VIOLET LITTLE MEMORIAL CUP BENCHMARK 58
Handicap - 1200m
07 June 2025 - 16:25
Track Rating: Soft 5, Weather: Fine, Rail Position: True Entire Course.



Section	Overall	1000m	800m	600m	400m	200m							
Section Times	1:13.92 [2] (0:13.50)	1:00.42 [3] (0:11.22)	0:49.20 [2] (0:11.79)	0:37.41 [2] (0:12.31)	0:25.10 [2] (0:12.29)	0:12.81 [1] (0:12.81)							
Average Speed [km/h]	53.2	65.1	61.9	59.6	59.0	56.2							
Top Speed [km/h]	65.4	65.6	64.1	60.8	60.1	59.0							
Avg. Dist. to Rail [m]	6.5	3.7	4.5	4.0	2.1	1.5							
Avg. Stride Freq. [Hz]	2.4	2.5	2.4	2.4	2.4	2.3							
Avg. Stride Length [m]	6.6	7.3	7.1	7.1	6.8	6.7							





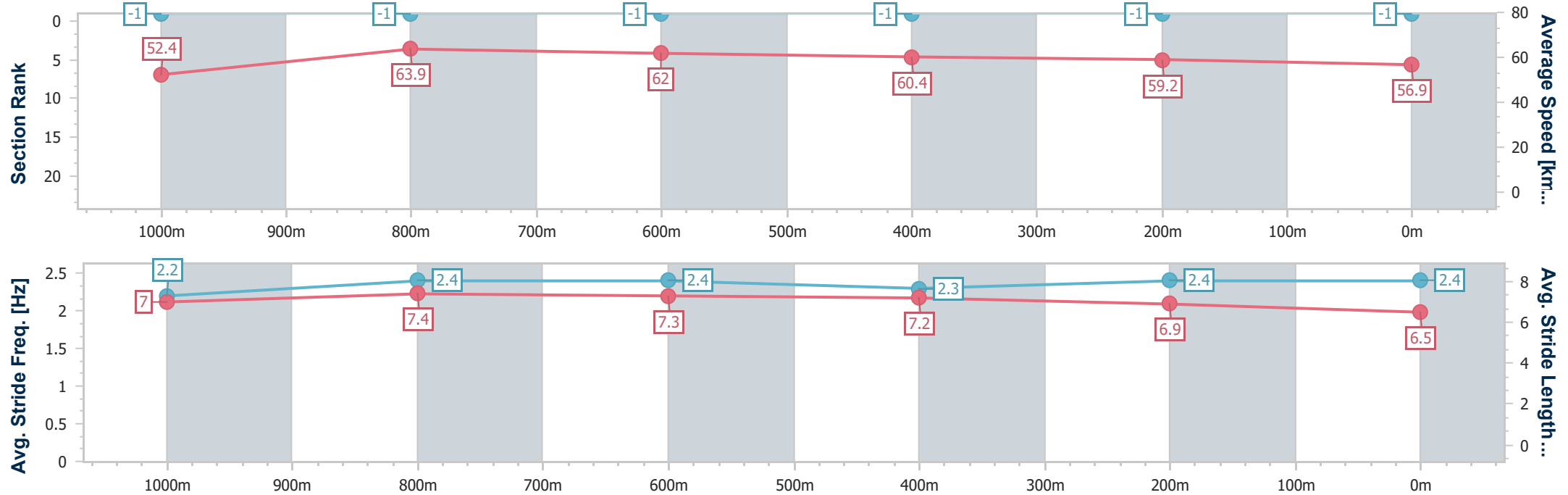
Horse/Jockey Name	Script Writer
Final Rank	3
Fastest Section Time (Section)	0:11.41 (1000m)
Top Speed [km/h] (Section)	65.5 (1000m)
Race State	Finished



ToowoombaProfessional
Race 7: THE VIOLET LITTLE MEMORIAL CUP BENCHMARK 58
Handicap - 1200m
07 June 2025 - 16:25
Track Rating: Soft 5, Weather: Fine, Rail Position: True Entire Course.



Section	Overall	1000m	800m	600m	400m	200m							
Section Times	1:14.13 [3] (0:13.78)	1:00.35 [9] (0:11.41)	0:48.94 [8] (0:11.72)	0:37.22 [7] (0:12.14)	0:25.08 [5] (0:12.42)	0:12.66 [3] (0:12.66)							
Average Speed [km/h]	52.4	63.9	62.0	60.4	59.2	56.9							
Top Speed [km/h]	65.3	65.5	63.1	61.5	59.6	58.3							
Avg. Dist. to Rail [m]	7.1	4.0	3.2	4.1	5.3	5.9							
Avg. Stride Freq. [Hz]	2.2	2.4	2.4	2.3	2.4	2.4							
Avg. Stride Length [m]	7.0	7.4	7.3	7.2	6.9	6.5							





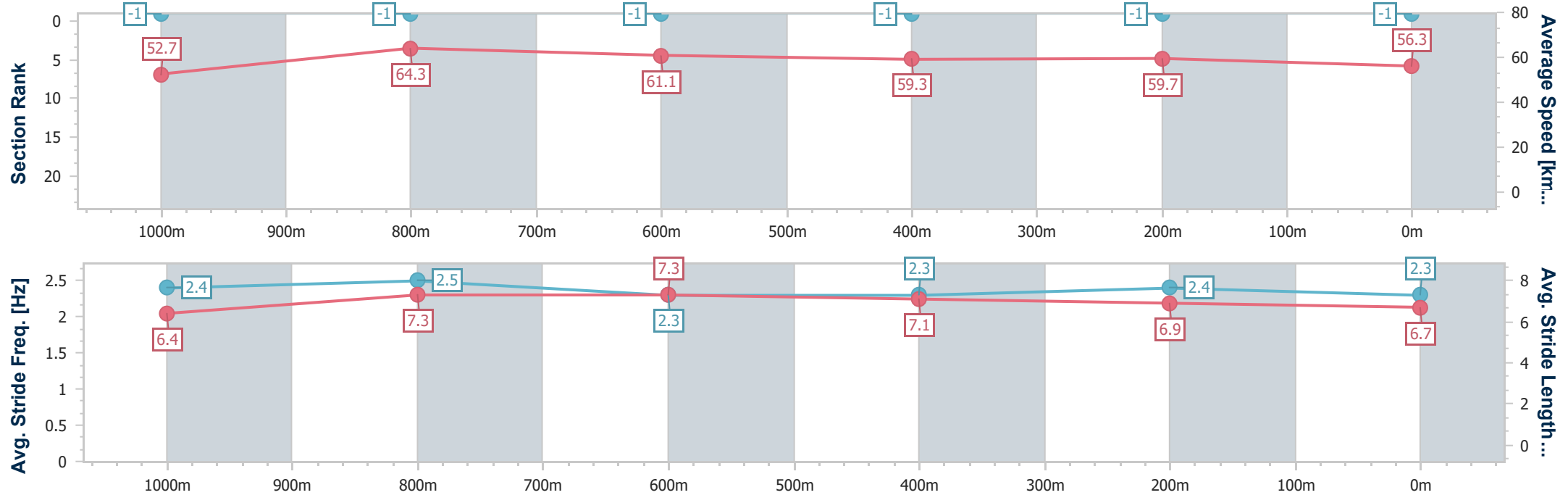
Horse/Jockey Name	Doublesharkattack
Final Rank	4
Fastest Section Time (Section)	0:11.28 (1000m)
Top Speed [km/h] (Section)	66.3 (1000m)
Race State	Finished



ToowoombaProfessional
Race 7: THE VIOLET LITTLE MEMORIAL CUP BENCHMARK 58
Handicap - 1200m
07 June 2025 - 16:25
Track Rating: Soft 5, Weather: Fine, Rail Position: True Entire Course.



Section	Overall	1000m	800m	600m	400m	200m							
Section Times	1:14.30 [4] (0:13.73)	1:00.57 [7] (0:11.28)	0:49.29 [6] (0:11.91)	0:37.38 [8] (0:12.40)	0:24.98 [6] (0:12.17)	0:12.81 [4] (0:12.81)							
Average Speed [km/h]	52.7	64.3	61.1	59.3	59.7	56.3							
Top Speed [km/h]	66.2	66.3	62.8	60.6	61.2	58.8							
Avg. Dist. to Rail [m]	6.0	3.1	2.8	4.0	3.2	2.4							
Avg. Stride Freq. [Hz]	2.4	2.5	2.3	2.3	2.4	2.3							
Avg. Stride Length [m]	6.4	7.3	7.3	7.1	6.9	6.7							





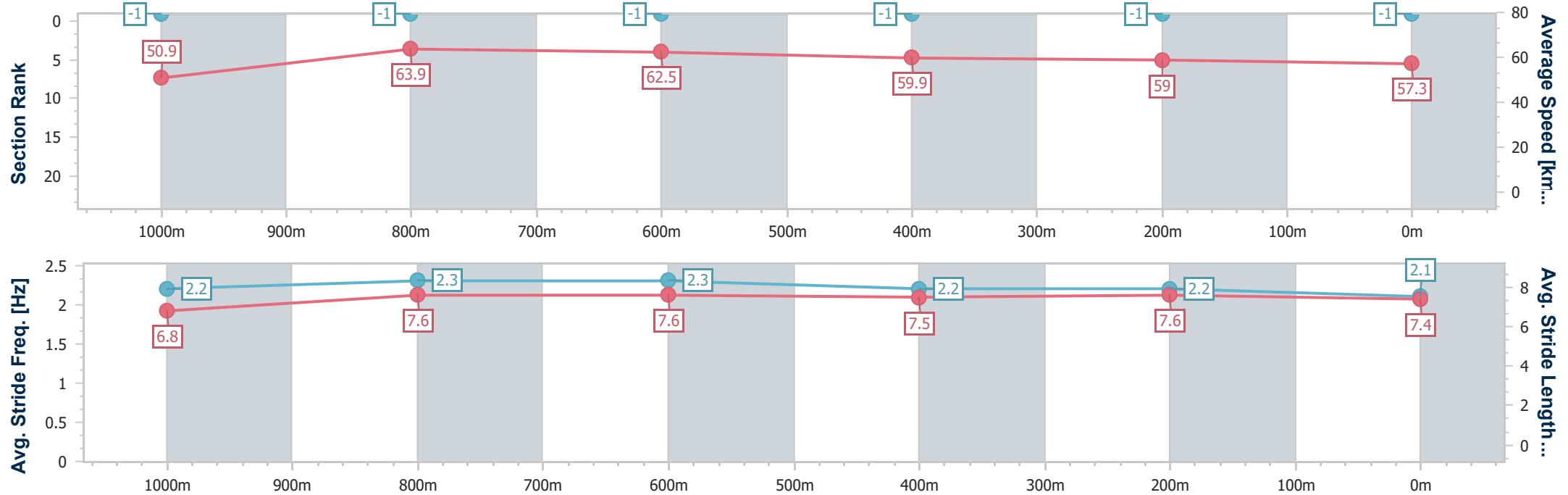
Horse/Jockey Name	Danny's Boy
Final Rank	5
Fastest Section Time (Section)	0:11.31 (1000m)
Top Speed [km/h] (Section)	65.8 (1000m)
Race State	Finished



ToowoombaProfessional
Race 7: THE VIOLET LITTLE MEMORIAL CUP BENCHMARK 58
Handicap - 1200m
07 June 2025 - 16:25
Track Rating: Soft 5, Weather: Fine, Rail Position: True Entire Course.



Section	Overall	1000m	800m	600m	400m	200m							
Section Times	1:14.38 [5] (0:14.16)	1:00.22 [11] (0:11.31)	0:48.91 [10] (0:11.59)	0:37.32 [10] (0:12.33)	0:24.99 [8] (0:12.40)	0:12.59 [8] (0:12.59)							
Average Speed [km/h]	50.9	63.9	62.5	59.9	59.0	57.3							
Top Speed [km/h]	65.6	65.8	63.4	61.2	60.3	59.2							
Avg. Dist. to Rail [m]	9.1	2.8	1.7	4.8	4.2	2.4							
Avg. Stride Freq. [Hz]	2.2	2.3	2.3	2.2	2.2	2.1							
Avg. Stride Length [m]	6.8	7.6	7.6	7.5	7.6	7.4							





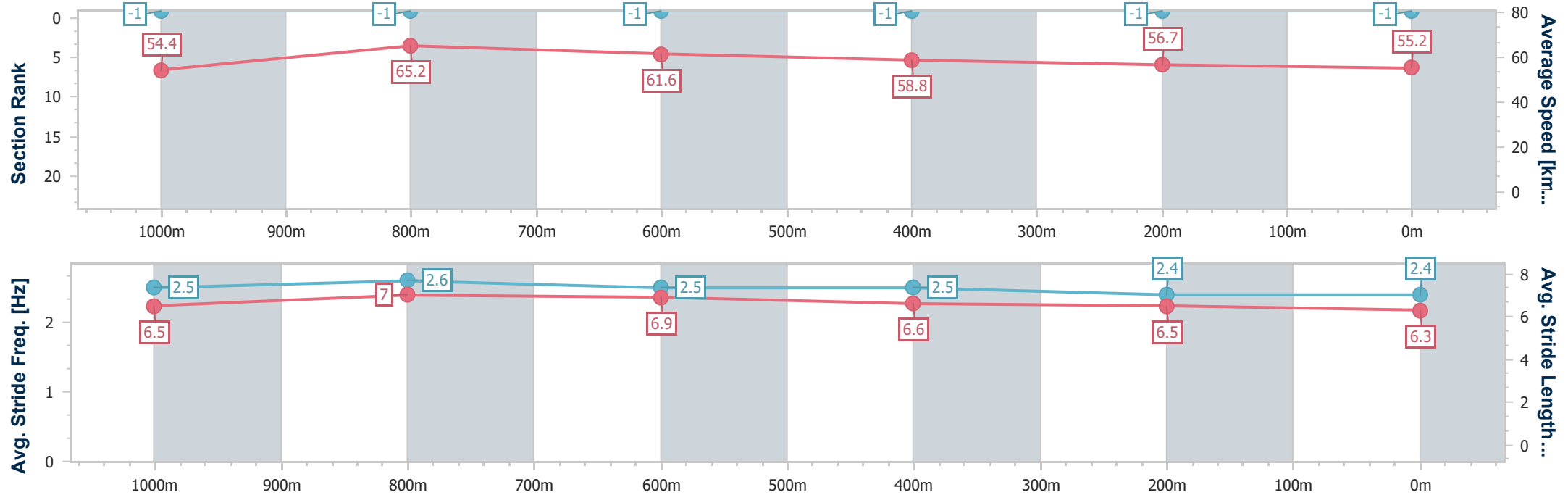
Horse/Jockey Name	Este Dia
Final Rank	6
Fastest Section Time (Section)	0:11.19 (1000m)
Top Speed [km/h] (Section)	66.7 (Overall)
Race State	Finished



ToowoombaProfessional
Race 7: THE VIOLET LITTLE MEMORIAL CUP BENCHMARK 58
Handicap - 1200m
07 June 2025 - 16:25
Track Rating: Soft 5, Weather: Fine, Rail Position: True Entire Course.



Section	Overall	1000m	800m	600m	400m	200m							
Section Times	1:14.57 [6] (0:13.23)	1:01.34 [1] (0:11.19)	0:50.15 [1] (0:11.91)	0:38.24 [1] (0:12.46)	0:25.78 [1] (0:12.78)	0:13.00 [6] (0:13.00)							
Average Speed [km/h]	54.4	65.2	61.6	58.8	56.7	55.2							
Top Speed [km/h]	66.7	66.2	63.3	60.4	58.5	57.7							
Avg. Dist. to Rail [m]	9.3	4.3	4.7	3.8	1.1	0.8							
Avg. Stride Freq. [Hz]	2.5	2.6	2.5	2.5	2.4	2.4							
Avg. Stride Length [m]	6.5	7.0	6.9	6.6	6.5	6.3							



[] Ranking at each section and finish
- - - - No data available at this section
NA No data available



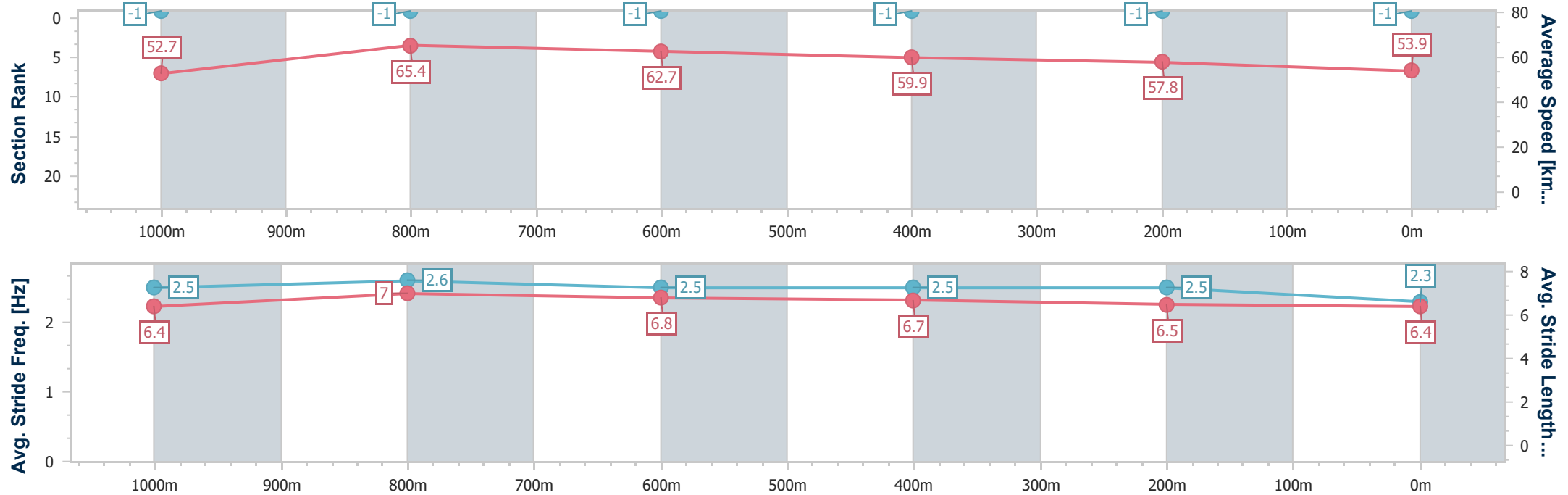
Horse/Jockey Name	Imperioness
Final Rank	7
Fastest Section Time (Section)	0:11.24 (1000m)
Top Speed [km/h] (Section)	66.7 (1000m)
Race State	Finished



ToowoombaProfessional
Race 7: THE VIOLET LITTLE MEMORIAL CUP BENCHMARK 58
Handicap - 1200m
07 June 2025 - 16:25
Track Rating: Soft 5, Weather: Fine, Rail Position: True Entire Course.



Section	Overall	1000m	800m	600m	400m	200m							
Section Times	1:14.86 [7] (0:13.65)	1:01.21 [6] (0:11.24)	0:49.97 [5] (0:11.66)	0:38.31 [3] (0:12.37)	0:25.94 [3] (0:12.63)	0:13.31 [5] (0:13.31)							
Average Speed [km/h]	52.7	65.4	62.7	59.9	57.8	53.9							
Top Speed [km/h]	65.4	66.7	65.2	61.2	59.2	56.5							
Avg. Dist. to Rail [m]	10.2	5.8	4.9	5.2	4.2	4.5							
Avg. Stride Freq. [Hz]	2.5	2.6	2.5	2.5	2.5	2.3							
Avg. Stride Length [m]	6.4	7.0	6.8	6.7	6.5	6.4							



- [] Ranking at each section and finish
- .-.- No data available at this section
- NA No data available



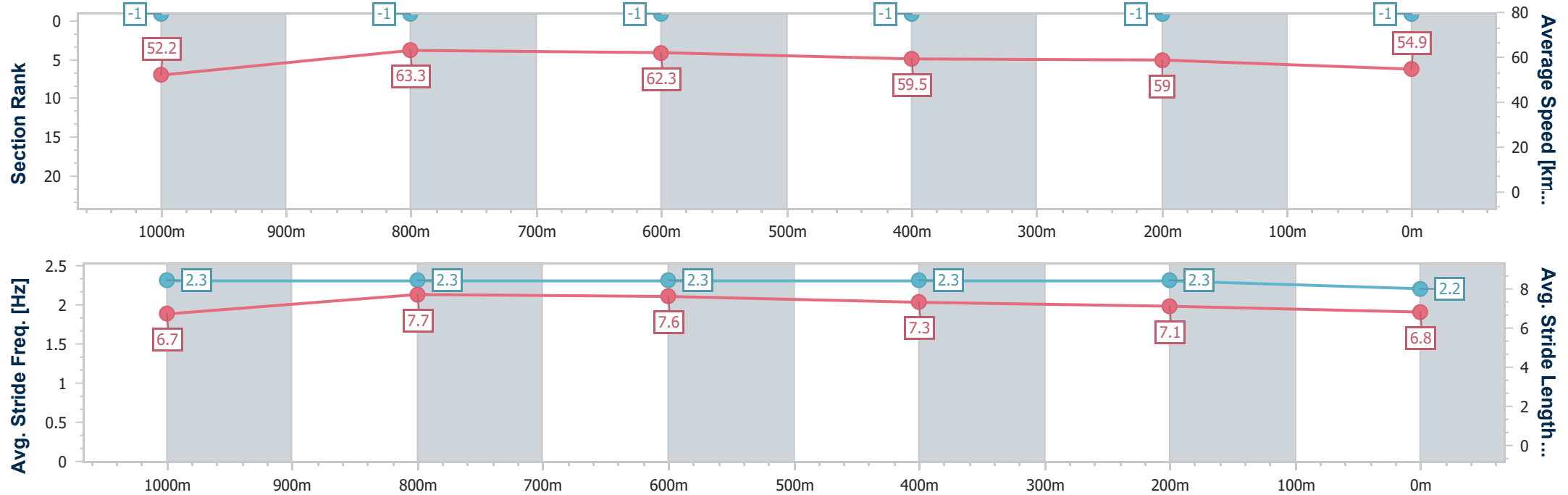
Horse/Jockey Name	Grand Crusader
Final Rank	8
Fastest Section Time (Section)	0:11.54 (1000m)
Top Speed [km/h] (Section)	65.8 (1000m)
Race State	Finished



ToowoombaProfessional
Race 7: THE VIOLET LITTLE MEMORIAL CUP BENCHMARK 58
Handicap - 1200m
07 June 2025 - 16:25
Track Rating: Soft 5, Weather: Fine, Rail Position: True Entire Course.



Section	Overall	1000m	800m	600m	400m	200m							
Section Times	1:14.89 [8] (0:13.76)	1:01.13 [8] (0:11.54)	0:49.59 [9] (0:11.73)	0:37.86 [9] (0:12.34)	0:25.52 [7] (0:12.39)	0:13.13 [7] (0:13.13)							
Average Speed [km/h]	52.2	63.3	62.3	59.5	59.0	54.9							
Top Speed [km/h]	65.3	65.8	64.0	60.8	60.3	56.9							
Avg. Dist. to Rail [m]	7.3	4.9	3.5	4.4	4.2	5.9							
Avg. Stride Freq. [Hz]	2.3	2.3	2.3	2.3	2.3	2.2							
Avg. Stride Length [m]	6.7	7.7	7.6	7.3	7.1	6.8							





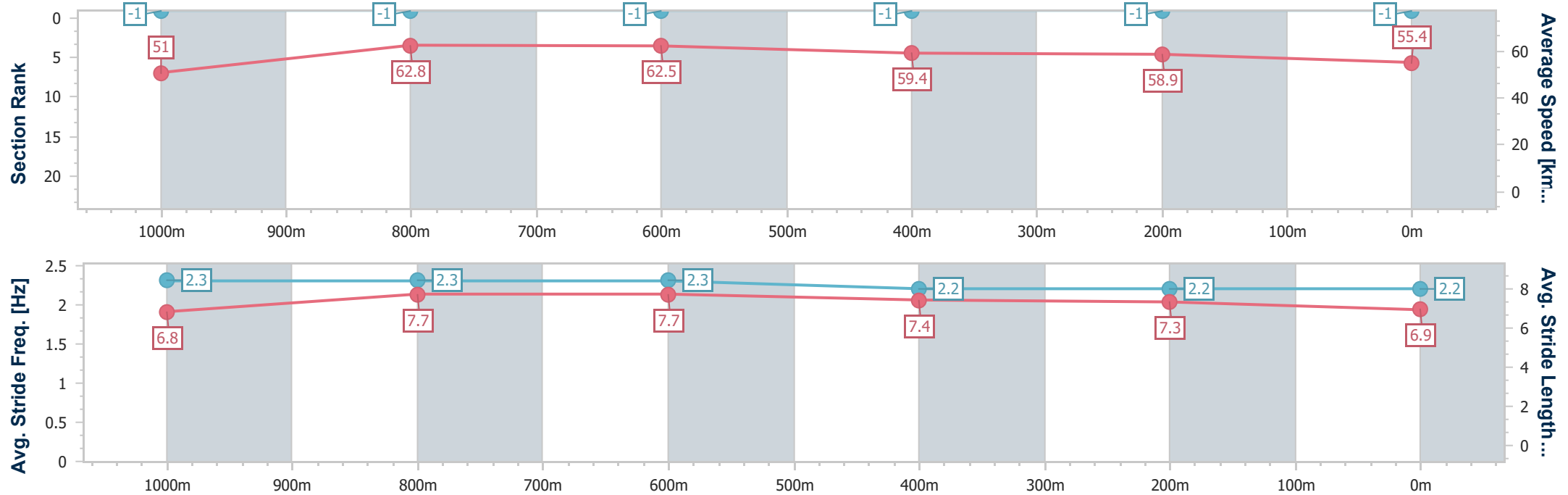
Horse/Jockey Name	Migratory
Final Rank	9
Fastest Section Time (Section)	0:11.64 (1000m)
Top Speed [km/h] (Section)	64.0 (1000m)
Race State	Finished



ToowoombaProfessional
Race 7: THE VIOLET LITTLE MEMORIAL CUP BENCHMARK 58
Handicap - 1200m
07 June 2025 - 16:25
Track Rating: Soft 5, Weather: Fine, Rail Position: True Entire Course.



Section	Overall	1000m	800m	600m	400m	200m							
Section Times	1:15.11 [9] (0:14.09)	1:01.02 [10] (0:11.64)	0:49.38 [11] (0:11.65)	0:37.73 [11] (0:12.38)	0:25.35 [11] (0:12.42)	0:12.93 [9] (0:12.93)							
Average Speed [km/h]	51.0	62.8	62.5	59.4	58.9	55.4							
Top Speed [km/h]	63.3	64.0	63.4	61.3	60.1	57.2							
Avg. Dist. to Rail [m]	7.9	4.2	3.1	4.4	4.5	6.8							
Avg. Stride Freq. [Hz]	2.3	2.3	2.3	2.2	2.2	2.2							
Avg. Stride Length [m]	6.8	7.7	7.7	7.4	7.3	6.9							





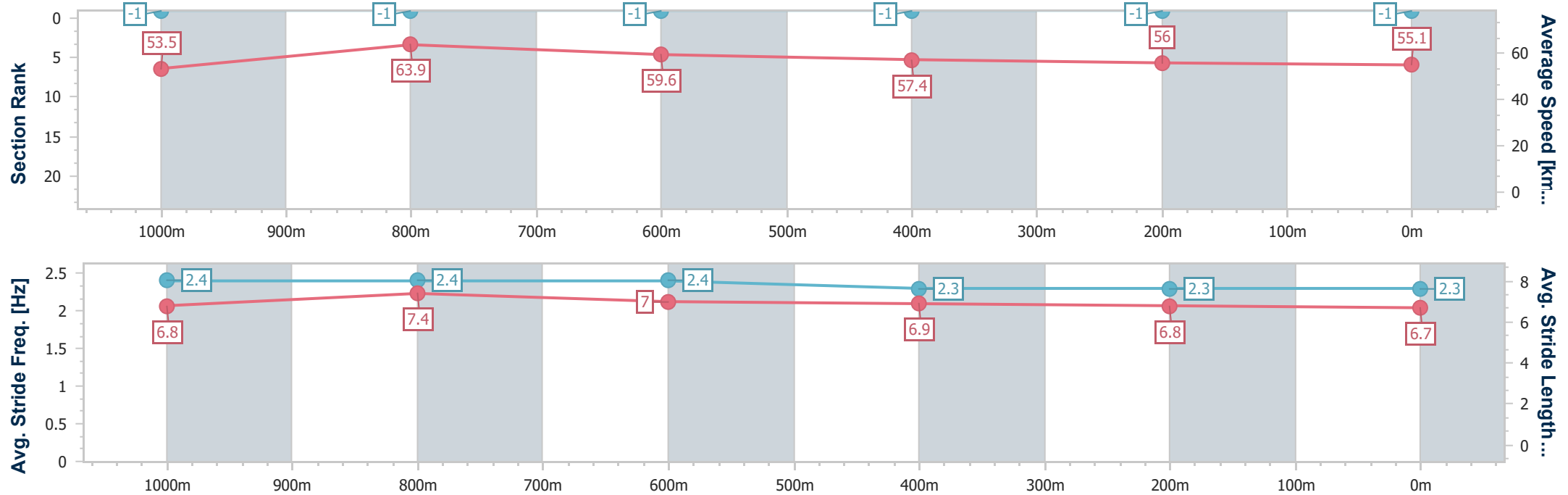
Horse/Jockey Name	Powerful Eagle
Final Rank	10
Fastest Section Time (Section)	0:11.24 (1000m)
Top Speed [km/h] (Section)	65.3 (Overall)
Race State	Finished



ToowoombaProfessional
Race 7: THE VIOLET LITTLE MEMORIAL CUP BENCHMARK 58
Handicap - 1200m
07 June 2025 - 16:25
Track Rating: Soft 5, Weather: Fine, Rail Position: True Entire Course.



Section	Overall	1000m	800m	600m	400m	200m							
Section Times	1:15.54 [10] (0:13.49)	1:02.05 [2] (0:11.24)	0:50.81 [3] (0:12.12)	0:38.69 [6] (0:12.69)	0:26.00 [10] (0:12.97)	0:13.03 [11] (0:13.03)							
Average Speed [km/h]	53.5	63.9	59.6	57.4	56.0	55.1							
Top Speed [km/h]	65.3	65.2	61.3	59.6	57.0	56.4							
Avg. Dist. to Rail [m]	3.2	1.2	1.6	1.9	2.9	7.1							
Avg. Stride Freq. [Hz]	2.4	2.4	2.4	2.3	2.3	2.3							
Avg. Stride Length [m]	6.8	7.4	7.0	6.9	6.8	6.7							





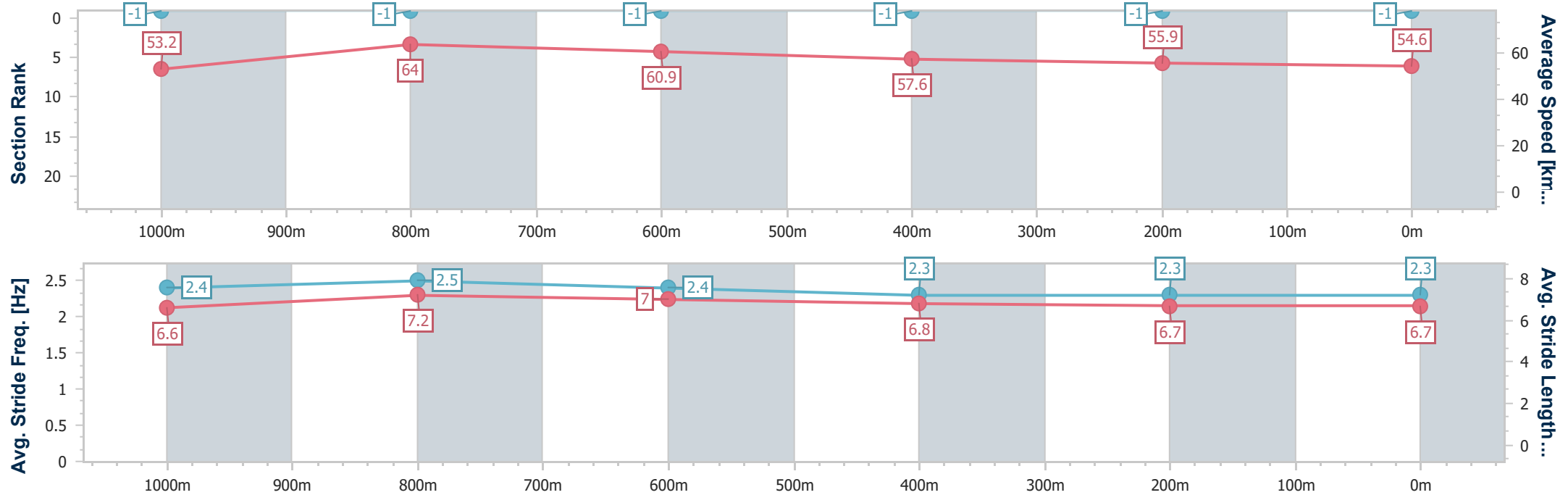
Horse/Jockey Name	Jacks And Soda
Final Rank	11
Fastest Section Time (Section)	0:11.28 (1000m)
Top Speed [km/h] (Section)	65.4 (Overall)
Race State	Finished



ToowoombaProfessional
Race 7: THE VIOLET LITTLE MEMORIAL CUP BENCHMARK 58
Handicap - 1200m
07 June 2025 - 16:25
Track Rating: Soft 5, Weather: Fine, Rail Position: True Entire Course.



Section	Overall	1000m	800m	600m	400m	200m							
Section Times	1:15.57 [11] (0:13.57)	1:02.00 [4] (0:11.28)	0:50.72 [4] (0:11.90)	0:38.82 [5] (0:12.67)	0:26.15 [9] (0:12.93)	0:13.22 [10] (0:13.22)							
Average Speed [km/h]	53.2	64.0	60.9	57.6	55.9	54.6							
Top Speed [km/h]	65.4	65.2	62.5	59.4	57.0	56.0							
Avg. Dist. to Rail [m]	1.8	1.3	1.7	2.5	2.3	4.1							
Avg. Stride Freq. [Hz]	2.4	2.5	2.4	2.3	2.3	2.3							
Avg. Stride Length [m]	6.6	7.2	7.0	6.8	6.7	6.7							



- [] Ranking at each section and finish
- .-.- No data available at this section
- NA No data available



Horse/Jockey Name	Horsburgh
Final Rank	12
Fastest Section Time (Section)	-:--:--
Top Speed [km/h] (Section)	--.-
Race State	DidNotTrack



ToowoombaProfessional
Race 7: THE VIOLET LITTLE MEMORIAL CUP BENCHMARK 58
Handicap - 1200m
07 June 2025 - 16:25
Track Rating: Soft 5, Weather: Fine, Rail Position: True Entire
Course.



Section	Overall	1000m	800m	600m	400m	200m							
Section Times	-:--:--	-:--:--	-:--:--	-:--:--	-:--:--	-:--:--							
Average Speed [km/h]	--.-	--.-	--.-	--.-	--.-	--.-							
Top Speed [km/h]	--.-	--.-	--.-	--.-	--.-	--.-							
Avg. Dist. to Rail [m]	.-	.-	.-	.-	.-	.-							
Avg. Stride Freq. [Hz]	--.-	--.-	--.-	--.-	--.-	--.-							
Avg. Stride Length [m]	--.-	--.-	--.-	--.-	--.-	--.-							

- [] Ranking at each section and finish
- :--:-- No data available at this section
- NA No data available