



Townsville Professional

Race 1: CLIPSAL BENCHMARK 65 Handicap - 1400m

07 June 2025 - 13:03



Track Rating: Soft 5, Weather: Overcast, Rail Position: True Entire Course.

Section						Overall	1200m	1000m	800m	600m	400m	Last 600m	
Field Times						1:22.12 (0:13.13)	1:08.99 (0:10.97)	0:58.02 (0:11.77)	0:46.25 (0:11.69)	0:34.56 (0:11.36)	0:23.20 (0:11.24)	0:34.56	
Rank	TAB	Horse/Jockey	Barrier	Top Speed [km/h]	Fastest Section								Distance Travelled [m]
1	3	TAMBO'S JUSTICE	1	67.4	0:11.17	1:22.12 [1]	1:08.99 [1]	0:57.82 [2]	0:46.10 [2]	0:34.34 [2]	0:23.09 [2]	0:34.34	
		Aidan Holt		Overall	1200m	(0:13.13)	(0:11.17)	(0:11.72)	(0:11.76)	(0:11.25)	(0:11.18)		
2	4	BRAVE AGENDA	6	67.7	0:10.96	1:22.17 [2]	1:09.03 [2]	0:58.07 [1]	0:46.30 [1]	0:34.61 [1]	0:23.25 [1]	0:34.61	-6
		Adam Sewell		Overall	1200m	(0:13.14)	(0:10.96)	(0:11.77)	(0:11.69)	(0:11.36)	(0:11.24)		
3	7	SET THE SAILS	2	66.5	0:11.11	1:22.23 [3]	1:08.86 [3]	0:57.64 [4]	0:45.97 [3]	0:34.35 [3]	0:23.11 [3]	0:34.35	-3
		Jackson Murphy		Overall	400m	(0:13.37)	(0:11.22)	(0:11.67)	(0:11.62)	(0:11.24)	(0:11.11)		
4	2	SAVVY SOVEREIGN	4	66.7	0:11.10	1:22.37 [4]	1:08.94 [4]	0:57.82 [3]	0:46.11 [4]	0:34.46 [4]	0:23.11 [4]	0:34.46	-1
		Olivia Kendal		400m	400m	(0:13.43)	(0:11.12)	(0:11.71)	(0:11.65)	(0:11.35)	(0:11.10)		
5	1	MAJOR ARTIE	8	66.3	0:11.20	1:22.47 [5]	1:08.77 [8]	0:57.24 [8]	0:45.64 [8]	0:34.24 [8]	0:23.00 [7]	0:34.24	+4
		Leah Martyn		400m	400m	(0:13.70)	(0:11.53)	(0:11.60)	(0:11.40)	(0:11.24)	(0:11.20)		
6	6	JOE'S GIGGLE	7	66.2	0:11.21	1:22.48 [6]	1:08.82 [7]	0:57.36 [7]	0:45.74 [7]	0:34.32 [6]	0:23.05 [6]	0:34.32	+2
		Jason Taylor		400m	400m	(0:13.66)	(0:11.46)	(0:11.62)	(0:11.42)	(0:11.27)	(0:11.21)		
7	8	READ 'EM AND WEEP	3	68.5	0:11.21	1:22.59 [7]	1:08.98 [5]	0:57.77 [5]	0:46.00 [6]	0:34.45 [5]	0:23.20 [5]	0:34.45	-6
		Sean Cormack		Overall	1200m	(0:13.61)	(0:11.21)	(0:11.77)	(0:11.55)	(0:11.25)	(0:11.27)		
8	9	ARGUABLE	5	67.3	0:11.17	1:22.90 [8]	1:09.27 [6]	0:58.03 [6]	0:46.31 [5]	0:34.71 [7]	0:23.36 [8]	0:34.71	+1
		Nathan Thomas		Overall	400m	(0:13.63)	(0:11.24)	(0:11.72)	(0:11.60)	(0:11.35)	(0:11.17)		

Scratched: Vancouver Bay (#5), Convertor (#10)



Townsville Professional

Race 1: CLIPSAL BENCHMARK 65 Handicap - 1400m

07 June 2025 - 13:03



Track Rating: Soft 5, Weather: Overcast, Rail Position: True Entire Course.

Section		Field Times		200m		Last 600m			
				0:11.96 (0:11.96)		0:34.56			
Rank	TAB	Horse/Jockey	Barrier	Top Speed [km/h]	Fastest Section	Margin			Distance Travelled [m]
1	3	TAMBO'S JUSTICE	1	67.4	0:11.17	0:11.91 [2]	1:22.12	0:34.34	
		Aidan Holt		Overall	1200m	(0:11.91)			
2	4	BRAVE AGENDA	6	67.7	0:10.96	0:12.01 [1]	0.26L	0:34.61	-6
		Adam Sewell		Overall	1200m	(0:12.01)			
3	7	SET THE SAILS	2	66.5	0:11.11	0:12.00 [3]	0.65L	0:34.35	-3
		Jackson Murphy		Overall	400m	(0:12.00)			
4	2	SAVVY SOVEREIGN	4	66.7	0:11.10	0:12.01 [4]	1.46L	0:34.46	-1
		Olivia Kendal		400m	400m	(0:12.01)			
5	1	MAJOR ARTIE	8	66.3	0:11.20	0:11.80 [7]	2.04L	0:34.24	+4
		Leah Martyn		400m	400m	(0:11.80)			
6	6	JOE'S GIGGLE	7	66.2	0:11.21	0:11.84 [5]	2.08L	0:34.32	+2
		Jason Taylor		400m	400m	(0:11.84)			
7	8	READ 'EM AND WEEP	3	68.5	0:11.21	0:11.93 [6]	2.73L	0:34.45	-6
		Sean Cormack		Overall	1200m	(0:11.93)			
8	9	ARGUABLE	5	67.3	0:11.17	0:12.19 [8]	4.55L	0:34.71	+1
		Nathan Thomas		Overall	400m	(0:12.19)			

Scratched: Vancouver Bay (#5), Convertor (#10)



Horse/Jockey Name	Tambo's Justice
Final Rank	1
Fastest Section Time (Section)	0:11.17 (1200m)
Top Speed [km/h] (Section)	67.4 (Overall)
Race State	Finished



TownsvilleProfessional

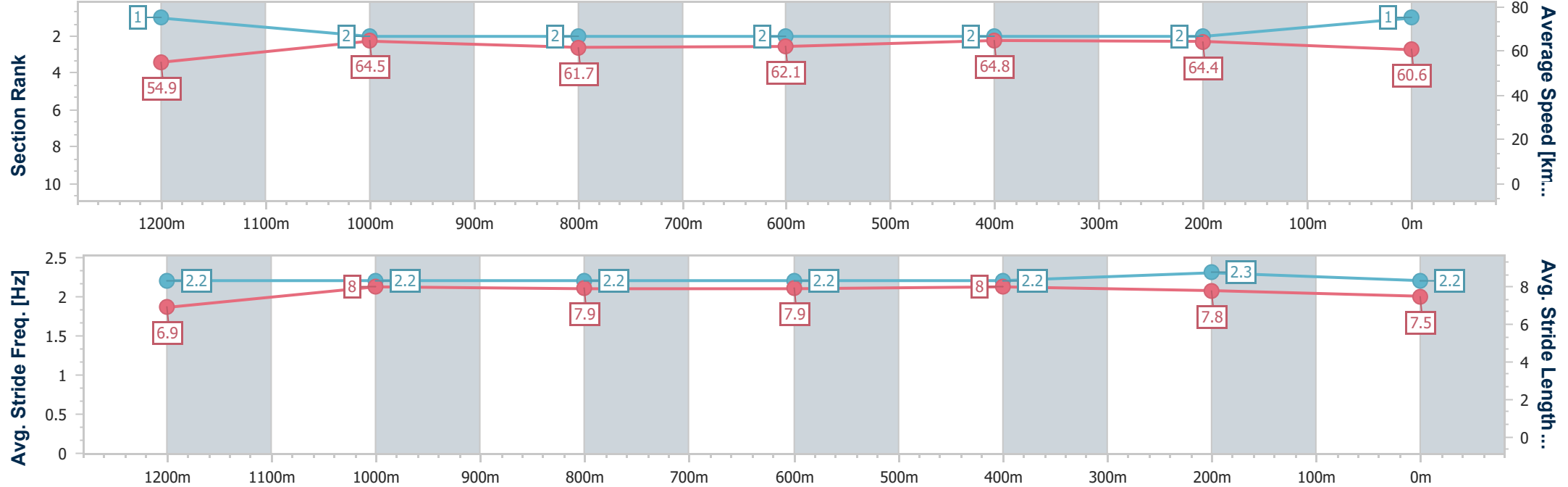
Race 1: CLIPSAL BENCHMARK 65 Handicap - 1400m

07 June 2025 - 13:03

Track Rating: Soft 5, Weather: Overcast, Rail Position: True Entire Course.



Section	Overall	1200m	1000m	800m	600m	400m	200m						
Section Times	1:22.12 [1] (0:13.13)	1:08.99 [1] (0:11.17)	0:57.82 [2] (0:11.72)	0:46.10 [2] (0:11.76)	0:34.34 [2] (0:11.25)	0:23.09 [2] (0:11.18)	0:11.91 [2] (0:11.91)						
Average Speed [km/h]	54.9	64.5	61.7	62.1	64.8	64.4	60.6						
Top Speed [km/h]	67.4	67.4	63.4	62.9	65.6	65.9	66.6						
Avg. Dist. to Rail [m]	2.7	0.2	1.6	2.8	2.3	1.7	2.5						
Avg. Stride Freq. [Hz]	2.2	2.2	2.2	2.2	2.2	2.3	2.2						
Avg. Stride Length [m]	6.9	8.0	7.9	7.9	8.0	7.8	7.5						





Horse/Jockey Name	Brave Agenda
Final Rank	2
Fastest Section Time (Section)	0:10.96 (1200m)
Top Speed [km/h] (Section)	67.7 (Overall)
Race State	Finished



TownsvilleProfessional

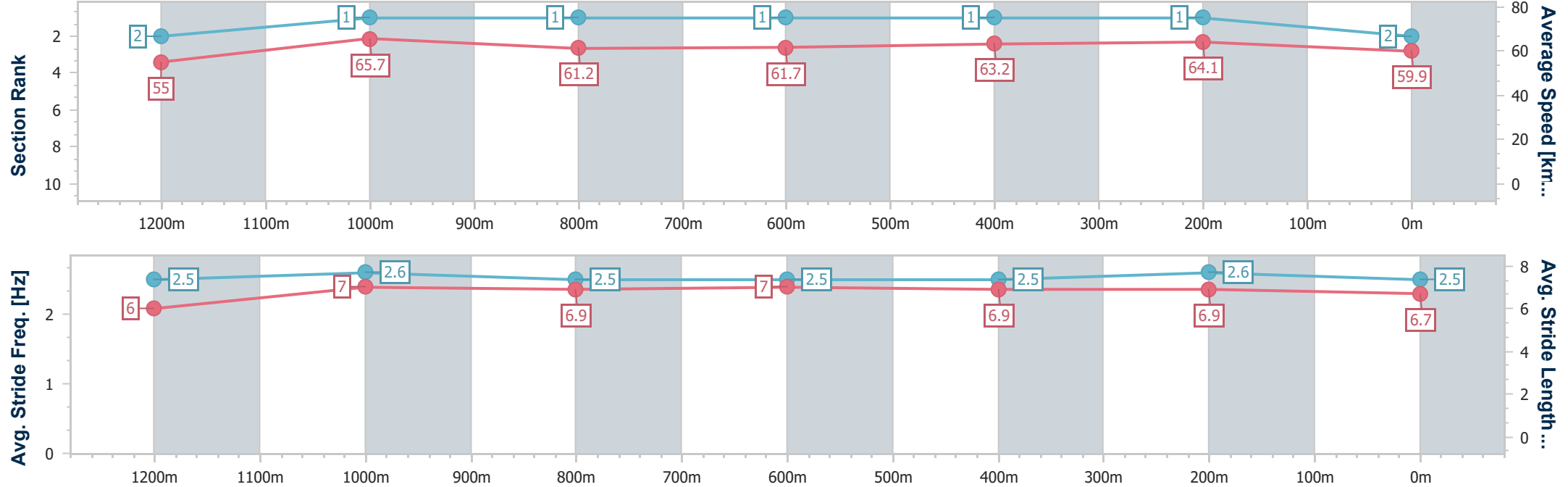
Race 1: CLIPSAL BENCHMARK 65 Handicap - 1400m

07 June 2025 - 13:03

Track Rating: Soft 5, Weather: Overcast, Rail Position: True Entire Course.



Section	Overall	1200m	1000m	800m	600m	400m	200m						
Section Times	1:22.17 [2] (0:13.14)	1:09.03 [2] (0:10.96)	0:58.07 [1] (0:11.77)	0:46.30 [1] (0:11.69)	0:34.61 [1] (0:11.36)	0:23.25 [1] (0:11.24)	0:12.01 [1] (0:12.01)						
Average Speed [km/h]	55.0	65.7	61.2	61.7	63.2	64.1	59.9						
Top Speed [km/h]	67.7	67.4	62.8	62.9	65.8	65.6	62.5						
Avg. Dist. to Rail [m]	6.9	1.3	0.5	0.5	0.5	0.4	0.4						
Avg. Stride Freq. [Hz]	2.5	2.6	2.5	2.5	2.5	2.6	2.5						
Avg. Stride Length [m]	6.0	7.0	6.9	7.0	6.9	6.9	6.7						





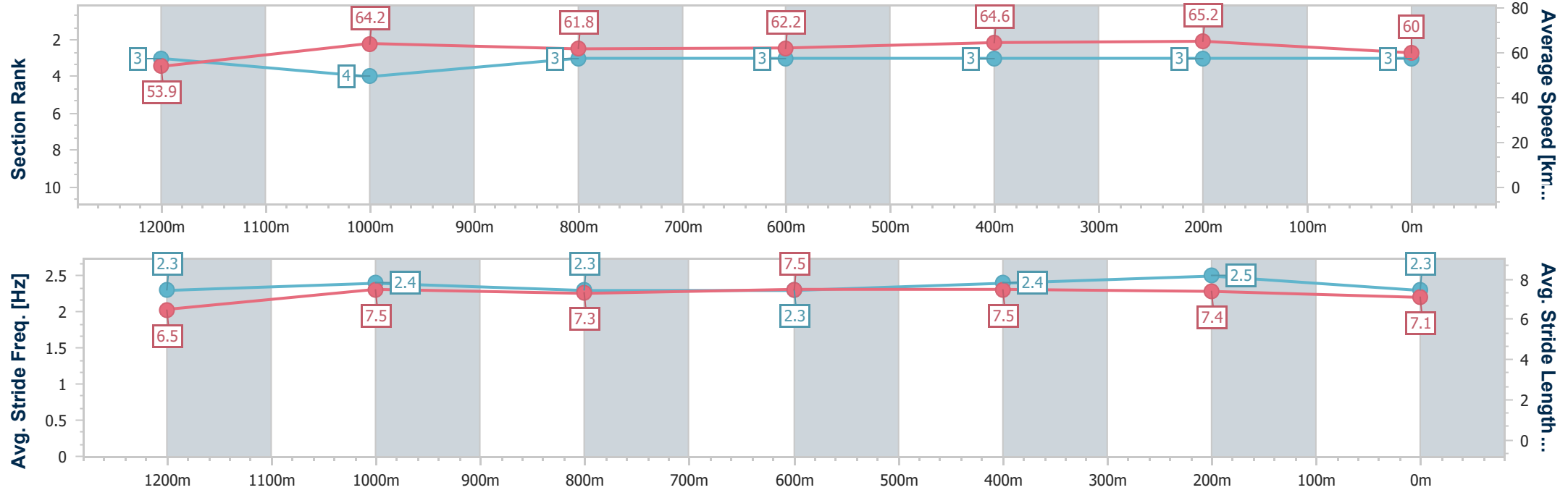
Horse/Jockey Name	Set The Sails
Final Rank	3
Fastest Section Time (Section)	0:11.11 (400m)
Top Speed [km/h] (Section)	66.5 (Overall)
Race State	Finished



TownsvilleProfessional
Race 1: CLIPSAL BENCHMARK 65 Handicap - 1400m
07 June 2025 - 13:03
Track Rating: Soft 5, Weather: Overcast, Rail Position: True Entire Course.



Section	Overall	1200m	1000m	800m	600m	400m	200m						
Section Times	1:22.23 [3] (0:13.37)	1:08.86 [3] (0:11.22)	0:57.64 [4] (0:11.67)	0:45.97 [3] (0:11.62)	0:34.35 [3] (0:11.24)	0:23.11 [3] (0:11.11)	0:12.00 [3] (0:12.00)						
Average Speed [km/h]	53.9	64.2	61.8	62.2	64.6	65.2	60.0						
Top Speed [km/h]	66.5	65.9	63.6	63.2	66.2	65.9	64.5						
Avg. Dist. to Rail [m]	4.2	0.5	0.8	0.7	1.5	4.7	3.9						
Avg. Stride Freq. [Hz]	2.3	2.4	2.3	2.3	2.4	2.5	2.3						
Avg. Stride Length [m]	6.5	7.5	7.3	7.5	7.5	7.4	7.1						





Horse/Jockey Name	Savvy Sovereign
Final Rank	4
Fastest Section Time (Section)	0:11.10 (400m)
Top Speed [km/h] (Section)	66.7 (400m)
Race State	Finished



TownsvilleProfessional

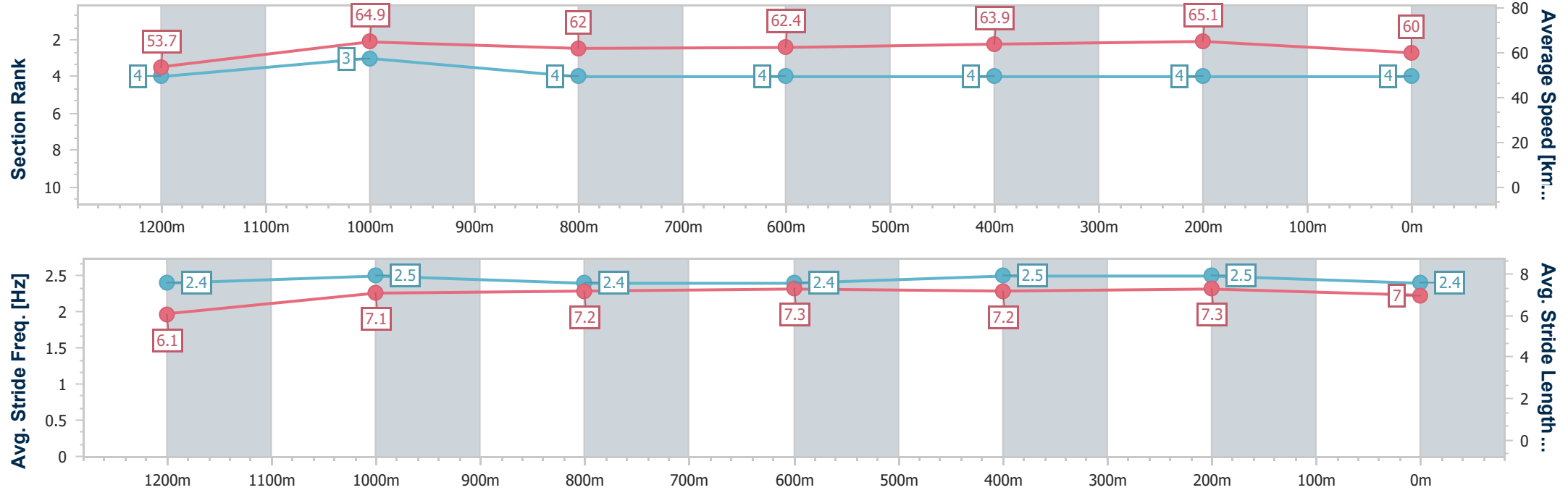
Race 1: CLIPSAL BENCHMARK 65 Handicap - 1400m

07 June 2025 - 13:03

Track Rating: Soft 5, Weather: Overcast, Rail Position: True Entire Course.



Section	Overall	1200m	1000m	800m	600m	400m	200m						
Section Times	1:22.37 [4] (0:13.43)	1:08.94 [4] (0:11.12)	0:57.82 [3] (0:11.71)	0:46.11 [4] (0:11.65)	0:34.46 [4] (0:11.35)	0:23.11 [4] (0:11.10)	0:12.01 [4] (0:12.01)						
Average Speed [km/h]	53.7	64.9	62.0	62.4	63.9	65.1	60.0						
Top Speed [km/h]	66.2	66.0	63.1	64.3	66.0	66.7	62.7						
Avg. Dist. to Rail [m]	5.4	1.5	1.9	2.2	1.5	3.1	4.3						
Avg. Stride Freq. [Hz]	2.4	2.5	2.4	2.4	2.5	2.5	2.4						
Avg. Stride Length [m]	6.1	7.1	7.2	7.3	7.2	7.3	7.0						



[] Ranking at each section and finish
-.-.- No data available at this section
NA No data available



Horse/Jockey Name	Major Artie
Final Rank	5
Fastest Section Time (Section)	0:11.20 (400m)
Top Speed [km/h] (Section)	66.3 (400m)
Race State	Finished



TownsvilleProfessional

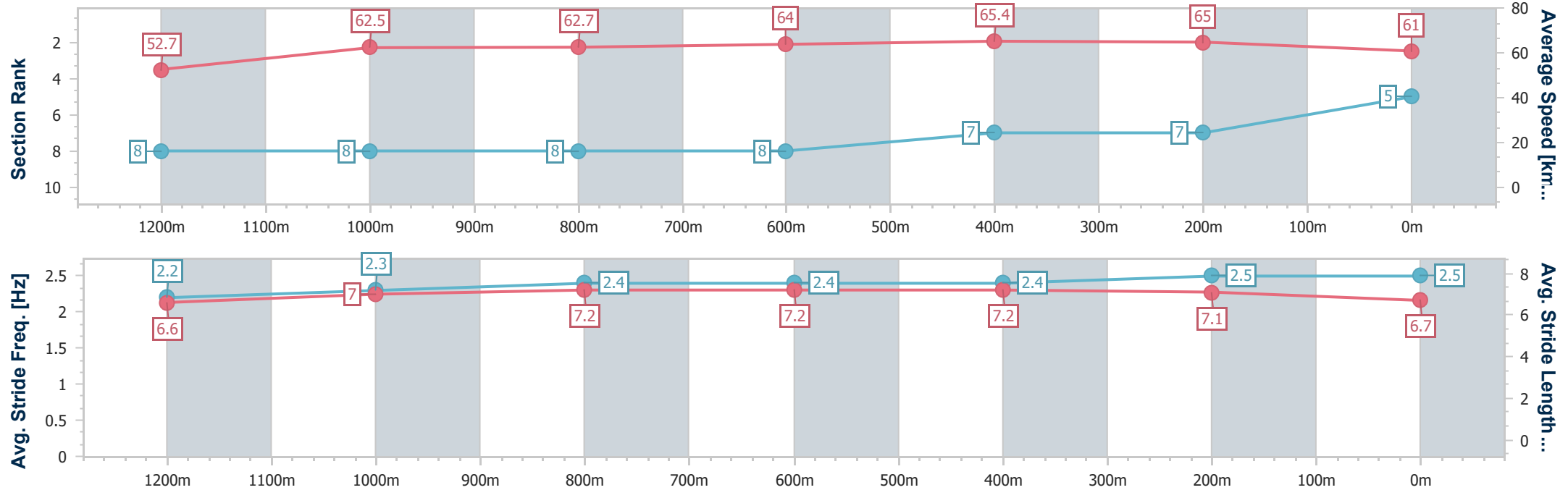
Race 1: CLIPSAL BENCHMARK 65 Handicap - 1400m

07 June 2025 - 13:03

Track Rating: Soft 5, Weather: Overcast, Rail Position: True Entire Course.



Section	Overall	1200m	1000m	800m	600m	400m	200m						
Section Times	1:22.47 [5] (0:13.70)	1:08.77 [8] (0:11.53)	0:57.24 [8] (0:11.60)	0:45.64 [8] (0:11.40)	0:34.24 [8] (0:11.24)	0:23.00 [7] (0:11.20)	0:11.80 [7] (0:11.80)						
Average Speed [km/h]	52.7	62.5	62.7	64.0	65.4	65.0	61.0						
Top Speed [km/h]	65.4	64.7	63.9	65.5	65.7	66.3	63.7						
Avg. Dist. to Rail [m]	8.4	2.1	1.9	2.7	4.0	8.8	10.4						
Avg. Stride Freq. [Hz]	2.2	2.3	2.4	2.4	2.4	2.5	2.5						
Avg. Stride Length [m]	6.6	7.0	7.2	7.2	7.2	7.1	6.7						





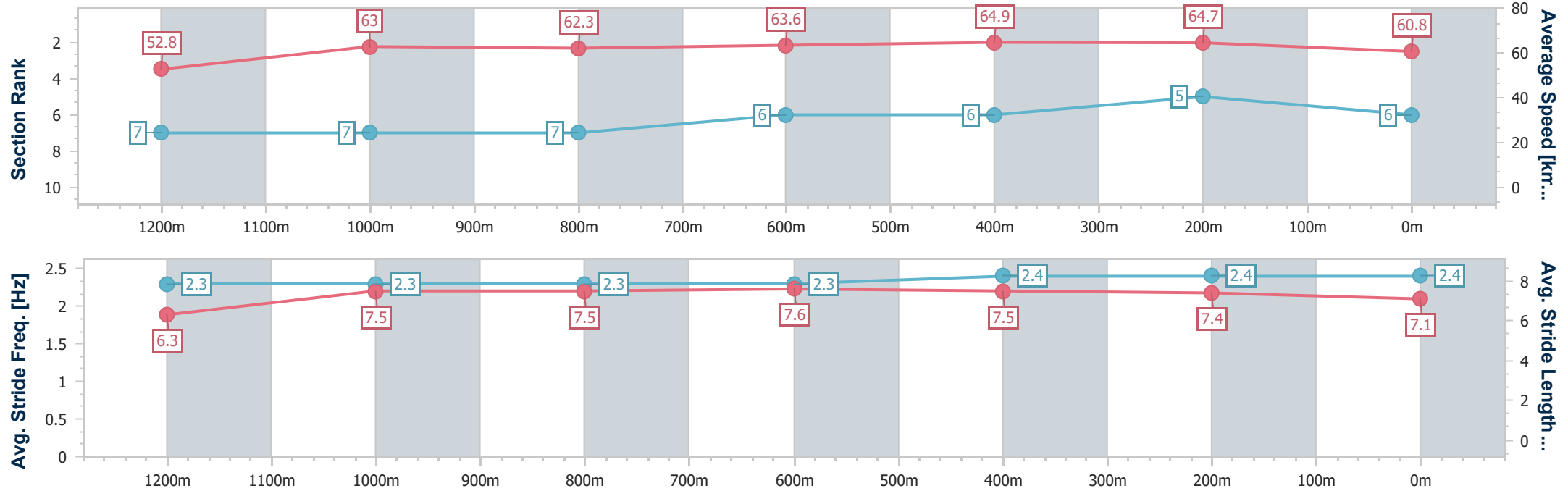
Horse/Jockey Name	Joe's Giggle
Final Rank	6
Fastest Section Time (Section)	0:11.21 (400m)
Top Speed [km/h] (Section)	66.2 (400m)
Race State	Finished



TownsvilleProfessional
Race 1: CLIPSAL BENCHMARK 65 Handicap - 1400m
07 June 2025 - 13:03
Track Rating: Soft 5, Weather: Overcast, Rail Position: True Entire Course.



Section	Overall	1200m	1000m	800m	600m	400m	200m						
Section Times	1:22.48 [6] (0:13.66)	1:08.82 [7] (0:11.46)	0:57.36 [7] (0:11.62)	0:45.74 [7] (0:11.42)	0:34.32 [6] (0:11.27)	0:23.05 [6] (0:11.21)	0:11.84 [5] (0:11.84)						
Average Speed [km/h]	52.8	63.0	62.3	63.6	64.9	64.7	60.8						
Top Speed [km/h]	64.5	65.0	62.9	64.8	65.6	66.2	62.9						
Avg. Dist. to Rail [m]	7.7	2.1	1.5	2.2	3.2	4.9	6.6						
Avg. Stride Freq. [Hz]	2.3	2.3	2.3	2.3	2.4	2.4	2.4						
Avg. Stride Length [m]	6.3	7.5	7.5	7.6	7.5	7.4	7.1						





Horse/Jockey Name	Read 'Em And Weep
Final Rank	7
Fastest Section Time (Section)	0:11.21 (1200m)
Top Speed [km/h] (Section)	68.5 (Overall)
Race State	Finished

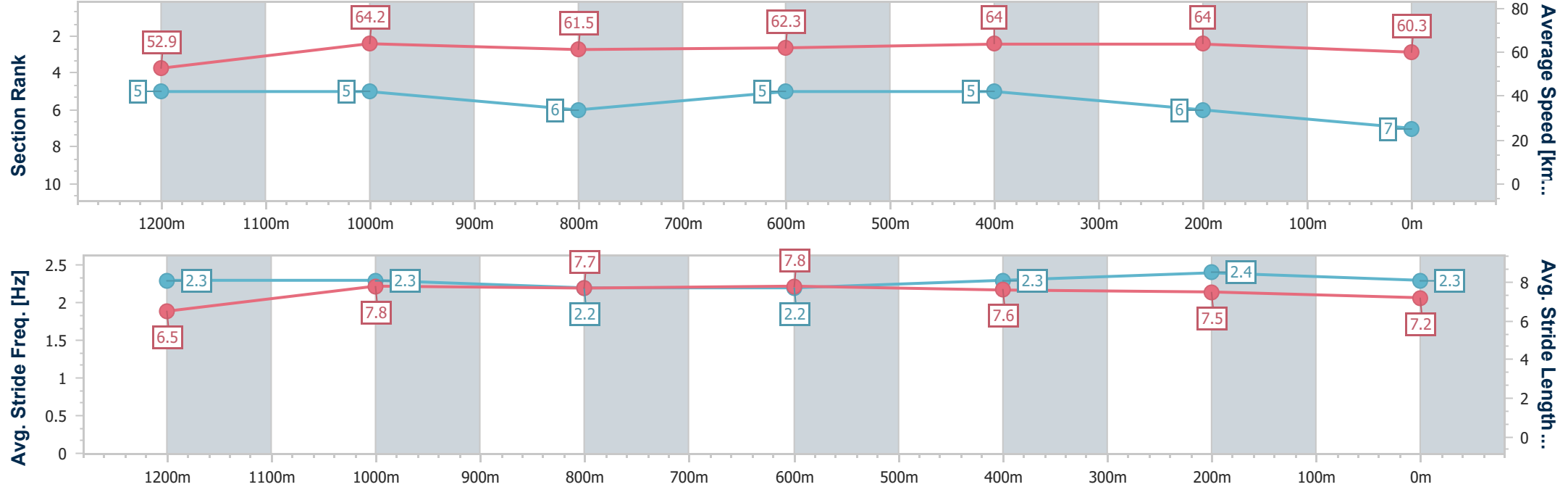


TownsvilleProfessional
Race 1: CLIPSAL BENCHMARK 65 Handicap - 1400m

07 June 2025 - 13:03
Track Rating: Soft 5, Weather: Overcast, Rail Position: True Entire Course.



Section	Overall	1200m	1000m	800m	600m	400m	200m						
Section Times	1:22.59 [7] (0:13.61)	1:08.98 [5] (0:11.21)	0:57.77 [5] (0:11.77)	0:46.00 [6] (0:11.55)	0:34.45 [5] (0:11.25)	0:23.20 [5] (0:11.27)	0:11.93 [6] (0:11.93)						
Average Speed [km/h]	52.9	64.2	61.5	62.3	64.0	64.0	60.3						
Top Speed [km/h]	68.5	68.3	61.8	63.3	65.8	65.7	62.9						
Avg. Dist. to Rail [m]	4.6	0.2	0.7	0.5	0.2	1.3	1.3						
Avg. Stride Freq. [Hz]	2.3	2.3	2.2	2.2	2.3	2.4	2.3						
Avg. Stride Length [m]	6.5	7.8	7.7	7.8	7.6	7.5	7.2						





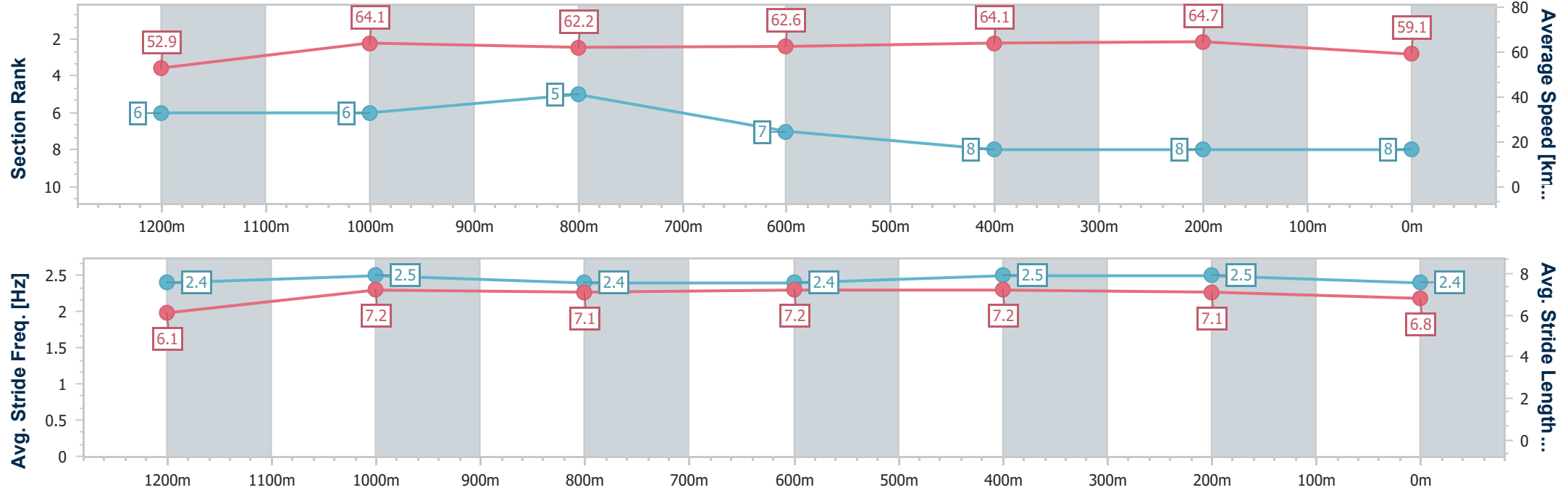
Horse/Jockey Name	Arguable
Final Rank	8
Fastest Section Time (Section)	0:11.17 (400m)
Top Speed [km/h] (Section)	67.3 (Overall)
Race State	Finished



TownsvilleProfessional
Race 1: CLIPSAL BENCHMARK 65 Handicap - 1400m
07 June 2025 - 13:03
Track Rating: Soft 5, Weather: Overcast, Rail Position: True Entire Course.



Section	Overall	1200m	1000m	800m	600m	400m	200m						
Section Times	1:22.90 [8] (0:13.63)	1:09.27 [6] (0:11.24)	0:58.03 [6] (0:11.72)	0:46.31 [5] (0:11.60)	0:34.71 [7] (0:11.35)	0:23.36 [8] (0:11.17)	0:12.19 [8] (0:12.19)						
Average Speed [km/h]	52.9	64.1	62.2	62.6	64.1	64.7	59.1						
Top Speed [km/h]	67.3	65.5	63.5	64.4	65.6	65.6	63.1						
Avg. Dist. to Rail [m]	5.7	0.9	2.2	2.1	2.0	4.3	6.1						
Avg. Stride Freq. [Hz]	2.4	2.5	2.4	2.4	2.5	2.5	2.4						
Avg. Stride Length [m]	6.1	7.2	7.1	7.2	7.2	7.1	6.8						





TownsvilleProfessional

Race 2: LADBROKES ODDS SURGE OPEN Handicap - 1400m

07 June 2025 - 13:44



Track Rating: Soft 5, Weather: Overcast, Rail Position: True Entire Course.

Section						Overall	1200m	1000m	800m	600m	400m	Last 600m	
Field Times						1:22.24 (0:13.61)	1:08.63 (0:11.50)	0:57.13 (0:12.04)	0:45.09 (0:11.78)	0:33.31 (0:10.74)	0:22.57 (0:11.10)	0:33.31	
Rank	TAB	Horse/Jockey	Barrier	Top Speed [km/h]	Fastest Section								Distance Travelled [m]
1	3	STATS	3	70.0	0:10.65	1:22.24 [1]	1:08.24 [6]	0:56.65 [6]	0:44.57 [5]	0:32.92 [6]	0:22.27 [4]	0:32.92	
		Ryan Wiggins		600m	600m	(0:14.00)	(0:11.59)	(0:12.08)	(0:11.65)	(0:10.65)	(0:10.87)		
2	6	BEAU RAIN	2	68.7	0:10.74	1:22.25 [2]	1:08.45 [4]	0:56.87 [4]	0:44.70 [4]	0:33.07 [4]	0:22.33 [3]	0:33.07	+2
		Jason Taylor		600m	600m	(0:13.80)	(0:11.58)	(0:12.17)	(0:11.63)	(0:10.74)	(0:10.92)		
3	5	CHOIR BOY	4	67.7	0:10.75	1:22.46 [3]	1:08.83 [2]	0:57.24 [2]	0:45.26 [2]	0:33.47 [2]	0:22.72 [2]	0:33.47	-5
		Sean Cormack		600m	600m	(0:13.63)	(0:11.59)	(0:11.98)	(0:11.79)	(0:10.75)	(0:11.03)		
4	1	GO GETABOY	5	68.0	0:10.74	1:22.46 [4]	1:08.76 [3]	0:57.35 [1]	0:45.31 [1]	0:33.53 [1]	0:22.79 [1]	0:33.53	+3
		Chris Meehan		600m	600m	(0:13.70)	(0:11.41)	(0:12.04)	(0:11.78)	(0:10.74)	(0:11.10)		
5	8	JOHN JOSEPH	1	69.1	0:10.79	1:22.88 [5]	1:09.27 [1]	0:57.65 [3]	0:45.56 [3]	0:33.69 [5]	0:22.90 [5]	0:33.69	-1
		Jackson Murphy		600m	600m	(0:13.61)	(0:11.62)	(0:12.09)	(0:11.87)	(0:10.79)	(0:11.05)		
6	2	CONVENER	6	67.3	0:11.08	1:23.14 [6]	1:09.22 [5]	0:57.60 [5]	0:45.47 [5]	0:34.06 [3]	0:22.98 [6]	0:34.06	+6
		Aidan Holt		600m	600m	(0:13.92)	(0:11.62)	(0:12.13)	(0:11.41)	(0:11.08)	(0:11.22)		

Scratched: From This Moment (#7), Sir Grace (#4), Brad (#9)



Townsville Professional

Race 2: LADBROKES ODDS SURGE OPEN Handicap - 1400m

07 June 2025 - 13:44



Track Rating: Soft 5, Weather: Overcast, Rail Position: True Entire Course.

Section						200m			Last 600m
Field Times						0:11.47			0:33.31
						(0:11.47)			
Rank	TAB	Horse/Jockey	Barrier	Top Speed [km/h]	Fastest Section		Margin		Distance Travelled [m]
1	3	STATS	3	70.0	0:10.65	0:11.40 [4]	1:22.24		0:32.92
		Ryan Wiggins		600m	600m	(0:11.40)			
2	6	BEAU RAIN	2	68.7	0:10.74	0:11.41 [3]	0.01L		0:33.07 +2
		Jason Taylor		600m	600m	(0:11.41)			
3	5	CHOIR BOY	4	67.7	0:10.75	0:11.69 [1]	1.25L		0:33.47 -5
		Sean Cormack		600m	600m	(0:11.69)			
4	1	GO GETABOY	5	68.0	0:10.74	0:11.69 [2]	1.26L		0:33.53 +3
		Chris Meehan		600m	600m	(0:11.69)			
5	8	JOHN JOSEPH	1	69.1	0:10.79	0:11.85 [5]	3.73L		0:33.69 -1
		Jackson Murphy		600m	600m	(0:11.85)			
6	2	CONVENER	6	67.3	0:11.08	0:11.76 [6]	5.25L		0:34.06 +6
		Aidan Holt		600m	600m	(0:11.76)			

Scratched: From This Moment (#7), Sir Grace (#4), Brad (#9)



Horse/Jockey Name	Stats
Final Rank	1
Fastest Section Time (Section)	0:10.65 (600m)
Top Speed [km/h] (Section)	70.0 (600m)
Race State	Finished



TownsvilleProfessional

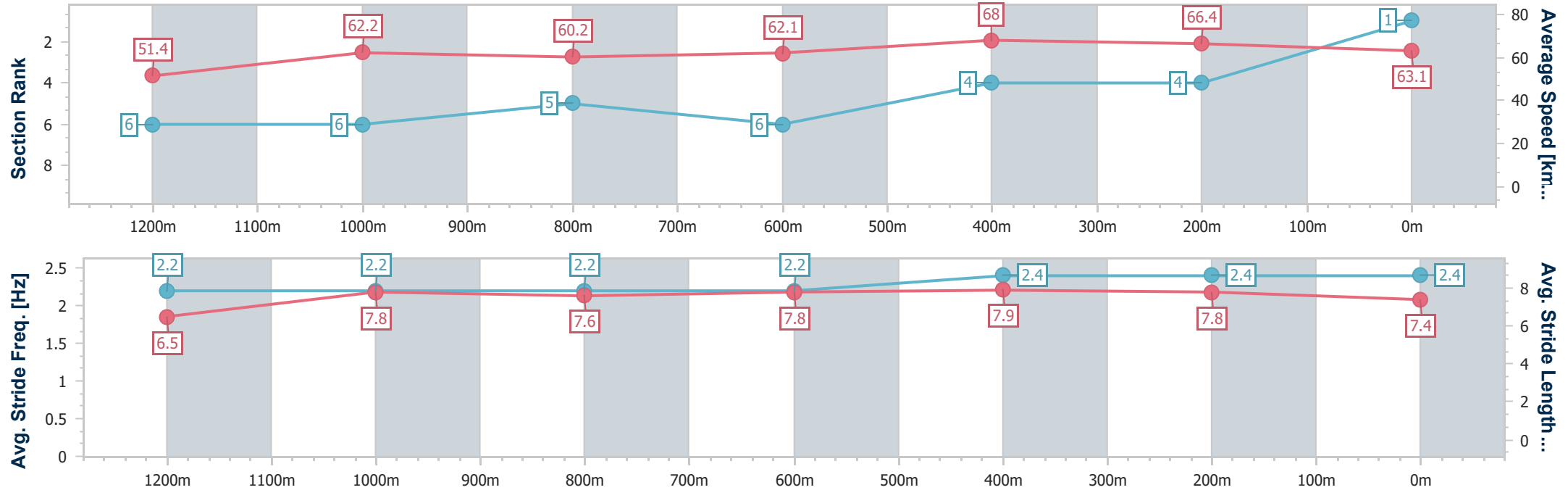
Race 2: LADBROKES ODDS SURGE OPEN Handicap - 1400m

07 June 2025 - 13:44

Track Rating: Soft 5, Weather: Overcast, Rail Position: True Entire Course.



Section	Overall	1200m	1000m	800m	600m	400m	200m						
Section Times	1:22.24 [1] (0:14.00)	1:08.24 [6] (0:11.59)	0:56.65 [6] (0:12.08)	0:44.57 [5] (0:11.65)	0:32.92 [6] (0:10.65)	0:22.27 [4] (0:10.87)	0:11.40 [4] (0:11.40)						
Average Speed [km/h]	51.4	62.2	60.2	62.1	68.0	66.4	63.1						
Top Speed [km/h]	65.9	65.1	61.7	65.4	70.0	67.2	66.4						
Avg. Dist. to Rail [m]	4.5	1.4	1.8	1.2	1.2	2.8	3.1						
Avg. Stride Freq. [Hz]	2.2	2.2	2.2	2.2	2.4	2.4	2.4						
Avg. Stride Length [m]	6.5	7.8	7.6	7.8	7.9	7.8	7.4						





Horse/Jockey Name	Beau Rain
Final Rank	2
Fastest Section Time (Section)	0:10.74 (600m)
Top Speed [km/h] (Section)	68.7 (600m)
Race State	Finished



TownsvilleProfessional

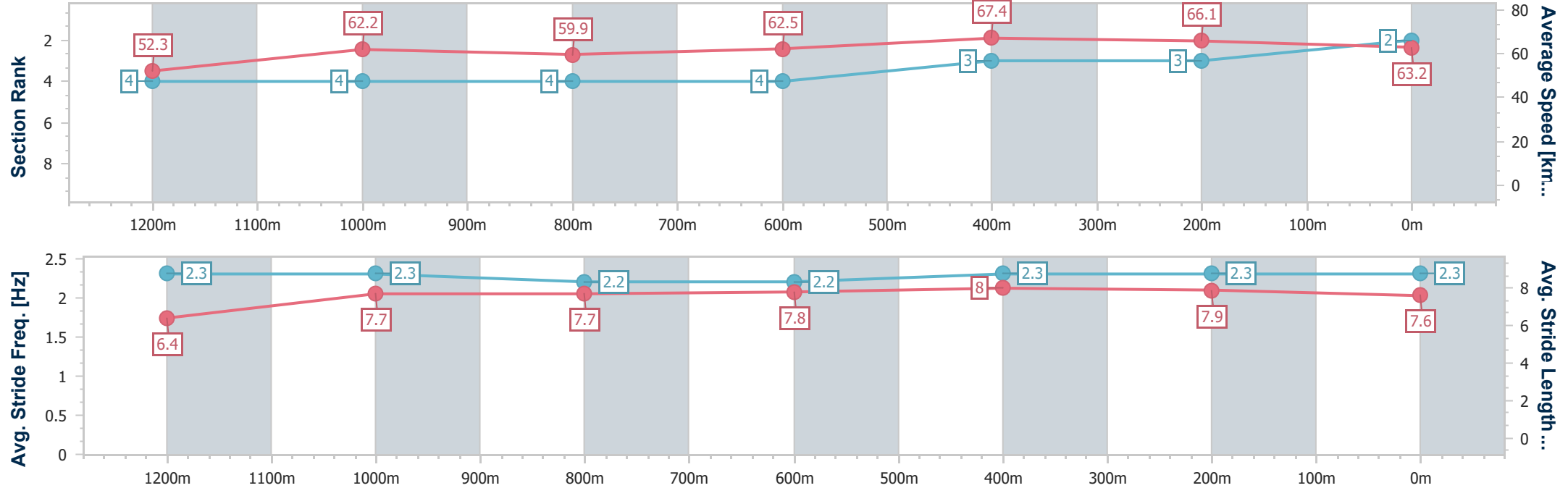
Race 2: LADBROKES ODDS SURGE OPEN Handicap - 1400m

07 June 2025 - 13:44

Track Rating: Soft 5, Weather: Overcast, Rail Position: True Entire Course.



Section	Overall	1200m	1000m	800m	600m	400m	200m						
Section Times	1:22.25 [2] (0:13.80)	1:08.45 [4] (0:11.58)	0:56.87 [4] (0:12.17)	0:44.70 [4] (0:11.63)	0:33.07 [4] (0:10.74)	0:22.33 [3] (0:10.92)	0:11.41 [3] (0:11.41)						
Average Speed [km/h]	52.3	62.2	59.9	62.5	67.4	66.1	63.2						
Top Speed [km/h]	63.0	63.7	61.5	66.5	68.7	66.7	65.9						
Avg. Dist. to Rail [m]	4.9	2.2	2.4	1.8	1.5	3.1	3.9						
Avg. Stride Freq. [Hz]	2.3	2.3	2.2	2.2	2.3	2.3	2.3						
Avg. Stride Length [m]	6.4	7.7	7.7	7.8	8.0	7.9	7.6						





Horse/Jockey Name	Choir Boy
Final Rank	3
Fastest Section Time (Section)	0:10.75 (600m)
Top Speed [km/h] (Section)	67.7 (600m)
Race State	Finished



TownsvilleProfessional

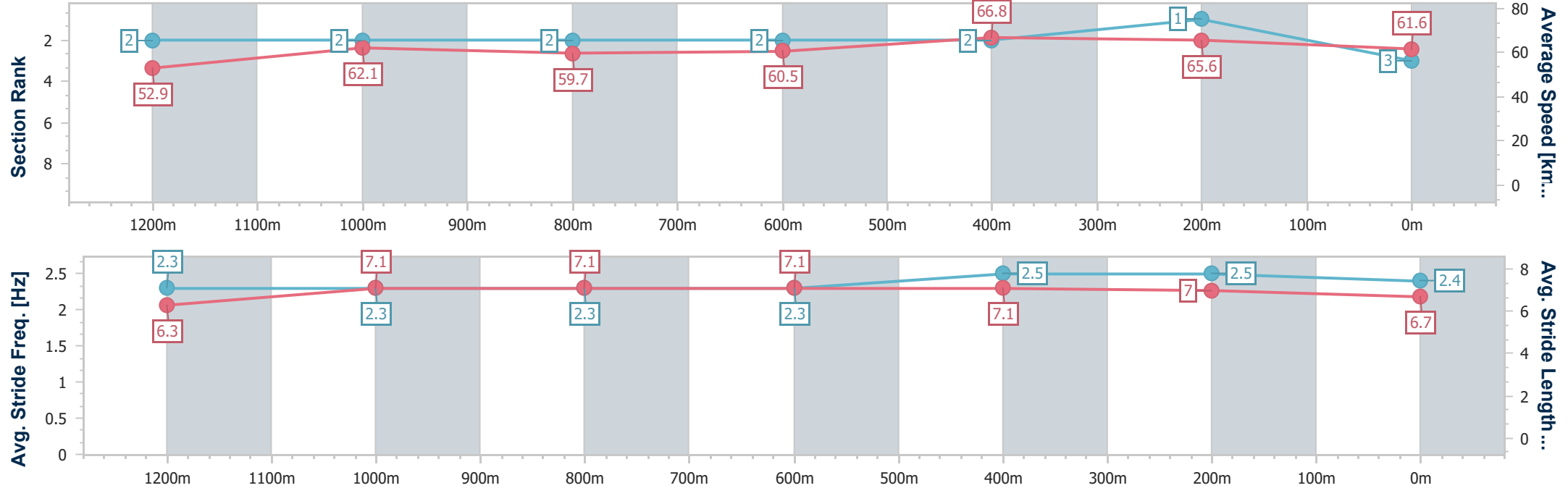
Race 2: LADBROKES ODDS SURGE OPEN Handicap - 1400m

07 June 2025 - 13:44

Track Rating: Soft 5, Weather: Overcast, Rail Position: True Entire Course.



Section	Overall	1200m	1000m	800m	600m	400m	200m						
Section Times	1:22.46 [3] (0:13.63)	1:08.83 [2] (0:11.59)	0:57.24 [2] (0:11.98)	0:45.26 [2] (0:11.79)	0:33.47 [2] (0:10.75)	0:22.72 [2] (0:11.03)	0:11.69 [1] (0:11.69)						
Average Speed [km/h]	52.9	62.1	59.7	60.5	66.8	65.6	61.6						
Top Speed [km/h]	65.0	64.4	60.0	65.0	67.7	66.7	64.3						
Avg. Dist. to Rail [m]	5.0	0.6	1.4	2.0	0.6	2.5	2.0						
Avg. Stride Freq. [Hz]	2.3	2.3	2.3	2.3	2.5	2.5	2.4						
Avg. Stride Length [m]	6.3	7.1	7.1	7.1	7.1	7.0	6.7						





Horse/Jockey Name	Go Getaboy
Final Rank	4
Fastest Section Time (Section)	0:10.74 (600m)
Top Speed [km/h] (Section)	68.0 (600m)
Race State	Finished



TownsvilleProfessional

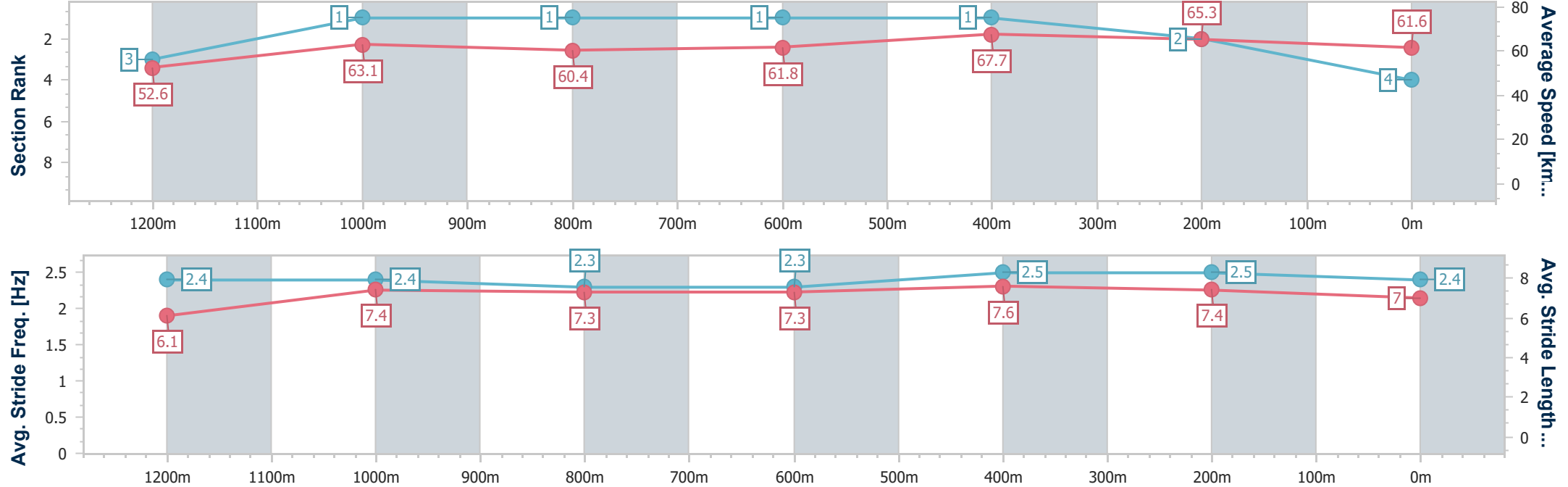
Race 2: LADBROKES ODDS SURGE OPEN Handicap - 1400m

07 June 2025 - 13:44

Track Rating: Soft 5, Weather: Overcast, Rail Position: True Entire Course.



Section	Overall	1200m	1000m	800m	600m	400m	200m						
Section Times	1:22.46 [4] (0:13.70)	1:08.76 [3] (0:11.41)	0:57.35 [1] (0:12.04)	0:45.31 [1] (0:11.78)	0:33.53 [1] (0:10.74)	0:22.79 [1] (0:11.10)	0:11.69 [2] (0:11.69)						
Average Speed [km/h]	52.6	63.1	60.4	61.8	67.7	65.3	61.6						
Top Speed [km/h]	64.5	65.2	61.2	66.4	68.0	67.7	64.4						
Avg. Dist. to Rail [m]	6.0	1.4	1.9	2.0	2.1	4.4	3.5						
Avg. Stride Freq. [Hz]	2.4	2.4	2.3	2.3	2.5	2.5	2.4						
Avg. Stride Length [m]	6.1	7.4	7.3	7.3	7.6	7.4	7.0						





Horse/Jockey Name	John Joseph
Final Rank	5
Fastest Section Time (Section)	0:10.79 (600m)
Top Speed [km/h] (Section)	69.1 (600m)
Race State	Finished



TownsvilleProfessional

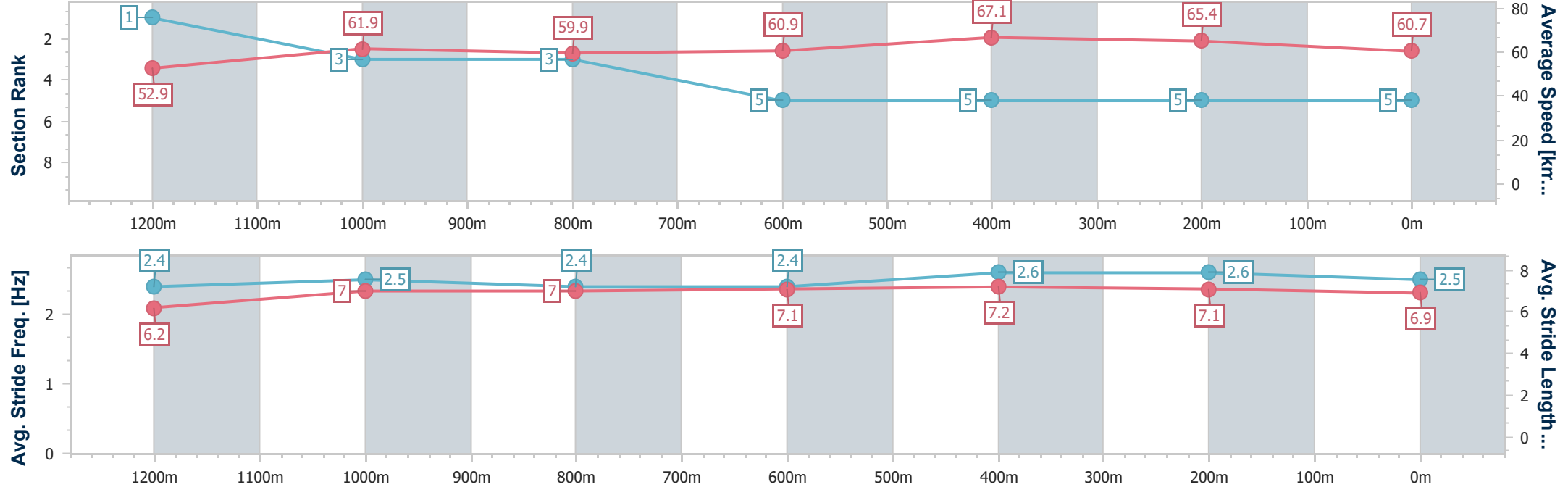
Race 2: LADBROKES ODDS SURGE OPEN Handicap - 1400m

07 June 2025 - 13:44

Track Rating: Soft 5, Weather: Overcast, Rail Position: True Entire Course.



Section	Overall	1200m	1000m	800m	600m	400m	200m						
Section Times	1:22.88 [5] (0:13.61)	1:09.27 [1] (0:11.62)	0:57.65 [3] (0:12.09)	0:45.56 [3] (0:11.87)	0:33.69 [5] (0:10.79)	0:22.90 [5] (0:11.05)	0:11.85 [5] (0:11.85)						
Average Speed [km/h]	52.9	61.9	59.9	60.9	67.1	65.4	60.7						
Top Speed [km/h]	63.3	63.4	61.1	64.1	69.1	66.8	65.4						
Avg. Dist. to Rail [m]	3.4	0.3	1.0	1.0	1.1	1.8	1.9						
Avg. Stride Freq. [Hz]	2.4	2.5	2.4	2.4	2.6	2.6	2.5						
Avg. Stride Length [m]	6.2	7.0	7.0	7.1	7.2	7.1	6.9						





Horse/Jockey Name	Convener
Final Rank	6
Fastest Section Time (Section)	0:11.08 (600m)
Top Speed [km/h] (Section)	67.3 (600m)
Race State	Finished



TownsvilleProfessional

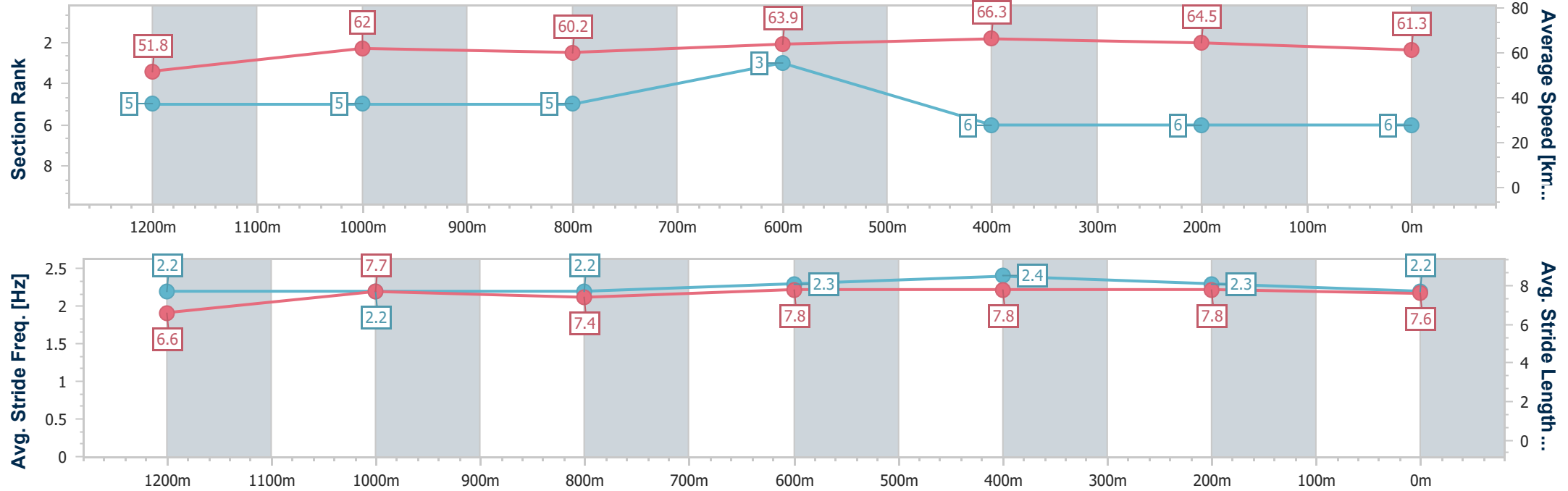
Race 2: LADBROKES ODDS SURGE OPEN Handicap - 1400m

07 June 2025 - 13:44

Track Rating: Soft 5, Weather: Overcast, Rail Position: True Entire Course.



Section	Overall	1200m	1000m	800m	600m	400m	200m						
Section Times	1:23.14 [6] (0:13.92)	1:09.22 [5] (0:11.62)	0:57.60 [5] (0:12.13)	0:45.47 [5] (0:11.41)	0:34.06 [3] (0:11.08)	0:22.98 [6] (0:11.22)	0:11.76 [6] (0:11.76)						
Average Speed [km/h]	51.8	62.0	60.2	63.9	66.3	64.5	61.3						
Top Speed [km/h]	64.4	63.7	62.2	66.6	67.3	65.7	63.3						
Avg. Dist. to Rail [m]	7.6	2.3	2.6	2.9	3.7	4.2	3.0						
Avg. Stride Freq. [Hz]	2.2	2.2	2.2	2.3	2.4	2.3	2.2						
Avg. Stride Length [m]	6.6	7.7	7.4	7.8	7.8	7.8	7.6						





Townsville Professional
Race 3: IPD Maiden Plate - 1300m
07 June 2025 - 14:25



Track Rating: Soft 5, Weather: Overcast, Rail Position: True Entire Course.

Section						Overall	1200m	1000m	800m	600m	400m	Last 600m	
Field Times						1:17.36 (0:08.66)	1:08.70 (0:11.00)	0:57.70 (0:11.12)	0:46.58 (0:11.40)	0:35.18 (0:11.53)	0:23.65 (0:11.57)	0:35.18	
Rank	TAB	Horse/Jockey	Barrier	Top Speed [km/h]	Fastest Section								Distance Travelled [m]
1	9	LIVEWIRE LASS	5	66.6	0:08.66	1:17.36 [1]	1:08.70 [1]	0:57.70 [1]	0:46.58 [1]	0:35.18 [1]	0:23.65 [1]	0:35.18	
		Jackson Murphy		1200m	Overall	(0:08.66)	(0:11.00)	(0:11.12)	(0:11.40)	(0:11.53)	(0:11.57)		
2	1	ARIK LAD	6	67.0	0:08.79	1:17.40 [2]	1:08.61 [3]	0:57.58 [3]	0:46.35 [3]	0:35.07 [3]	0:23.61 [2]	0:35.07	+2
		Olivia Kendal		1200m	Overall	(0:08.79)	(0:11.03)	(0:11.23)	(0:11.28)	(0:11.46)	(0:11.58)		
3	3	BOMBINATE	3	66.5	0:08.96	1:17.59 [3]	1:08.63 [6]	0:57.45 [5]	0:46.21 [5]	0:34.99 [5]	0:23.59 [6]	0:34.99	-2
		Isabella Teh		800m	Overall	(0:08.96)	(0:11.18)	(0:11.24)	(0:11.22)	(0:11.40)	(0:11.63)		
4	4	MARCH MADNESS	4	66.2	0:08.98	1:17.64 [4]	1:08.66 [7]	0:57.30 [7]	0:46.16 [6]	0:34.93 [7]	0:23.53 [7]	0:34.93	-3
		Ryan Wiggins		1000m	Overall	(0:08.98)	(0:11.36)	(0:11.14)	(0:11.23)	(0:11.40)	(0:11.71)		
5	8	MAGIC TYLA	7	66.6	0:08.89	1:17.71 [5]	1:08.82 [4]	0:57.40 [6]	0:46.02 [7]	0:34.89 [8]	0:23.54 [8]	0:34.89	+2
		Adam Sewell		800m	Overall	(0:08.89)	(0:11.42)	(0:11.38)	(0:11.13)	(0:11.35)	(0:11.48)		
6	5	URIS	1	68.1	0:09.28	1:18.39 [6]	1:09.11 [8]	0:57.72 [8]	0:46.68 [8]	0:35.71 [6]	0:24.46 [4]	0:35.71	+2
		Chris Meehan		1200m	Overall	(0:09.28)	(0:11.39)	(0:11.04)	(0:10.97)	(0:11.25)	(0:11.81)		
7	6	ARTURETTA	2	66.1	0:08.91	1:19.01 [7]	1:10.10 [5]	0:59.00 [4]	0:47.83 [4]	0:36.59 [4]	0:25.05 [5]	0:36.59	-2
		Sean Cormack		1200m	Overall	(0:08.91)	(0:11.10)	(0:11.17)	(0:11.24)	(0:11.54)	(0:11.98)		
8	2	RICH FLEX	8	67.3	0:08.79	1:19.31 [8]	1:10.52 [2]	0:59.63 [2]	0:48.50 [2]	0:37.09 [2]	0:25.44 [3]	0:37.09	+1
		Tasha Chambers		1200m	Overall	(0:08.79)	(0:10.89)	(0:11.13)	(0:11.41)	(0:11.65)	(0:12.18)		

Scratched: Louis Auguste (#7)



Townsville Professional
Race 3: IPD Maiden Plate - 1300m
07 June 2025 - 14:25



Track Rating: Soft 5, Weather: Overcast, Rail Position: True Entire Course.

Section		Field Times		200m		Last 600m			
				0:12.08		0:35.18			
				(0:12.08)					
Rank	TAB	Horse/Jockey	Barrier	Top Speed [km/h]	Fastest Section	Margin			Distance Travelled [m]
1	9	LIVEWIRE LASS	5	66.6	0:08.66	0:12.08 [1]	1:17.36	0:35.18	
		Jackson Murphy		1200m	Overall	(0:12.08)			
2	1	ARIK LAD	6	67.0	0:08.79	0:12.03 [2]	0.19L	0:35.07	
		Olivia Kendal		1200m	Overall	(0:12.03)			+2
3	3	BOMBINATE	3	66.5	0:08.96	0:11.96 [3]	1.33L	0:34.99	
		Isabella Teh		800m	Overall	(0:11.96)			-2
4	4	MARCH MADNESS	4	66.2	0:08.98	0:11.82 [6]	1.62L	0:34.93	
		Ryan Wiggins		1000m	Overall	(0:11.82)			-3
5	8	MAGIC TYLA	7	66.6	0:08.89	0:12.06 [4]	2.02L	0:34.89	
		Adam Sewell		800m	Overall	(0:12.06)			+2
6	5	URIS	1	68.1	0:09.28	0:12.65 [5]	6.05L	0:35.71	
		Chris Meehan		1200m	Overall	(0:12.65)			+2
7	6	ARTURETTA	2	66.1	0:08.91	0:13.07 [7]	9.66L	0:36.59	
		Sean Cormack		1200m	Overall	(0:13.07)			-2
8	2	RICH FLEX	8	67.3	0:08.79	0:13.26 [8]	11.46L	0:37.09	
		Tasha Chambers		1200m	Overall	(0:13.26)			+1

Scratched: Louis Auguste (#7)



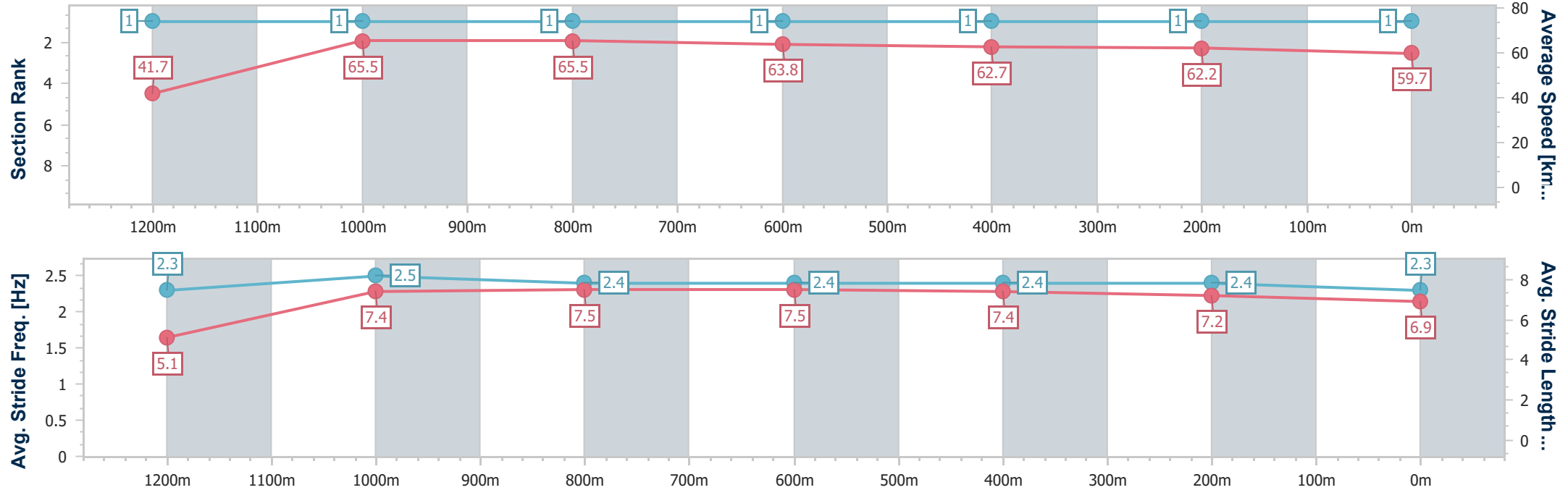
Horse/Jockey Name	Livewire Lass
Final Rank	1
Fastest Section Time (Section)	0:08.66 (Overall)
Top Speed [km/h] (Section)	66.6 (1200m)
Race State	Finished



TownsvilleProfessional
Race 3: IPD Maiden Plate - 1300m
07 June 2025 - 14:25
Track Rating: Soft 5, Weather: Overcast, Rail Position: True Entire Course.



Section	Overall	1200m	1000m	800m	600m	400m	200m						
Section Times	1:17.36 [1] (0:08.66)	1:08.70 [1] (0:11.00)	0:57.70 [1] (0:11.12)	0:46.58 [1] (0:11.40)	0:35.18 [1] (0:11.53)	0:23.65 [1] (0:11.57)	0:12.08 [1] (0:12.08)						
Average Speed [km/h]	41.7	65.5	65.5	63.8	62.7	62.2	59.7						
Top Speed [km/h]	63.1	66.6	66.6	65.3	63.2	63.9	63.0						
Avg. Dist. to Rail [m]	8.4	2.1	2.2	2.1	0.9	1.2	3.5						
Avg. Stride Freq. [Hz]	2.3	2.5	2.4	2.4	2.4	2.4	2.3						
Avg. Stride Length [m]	5.1	7.4	7.5	7.5	7.4	7.2	6.9						





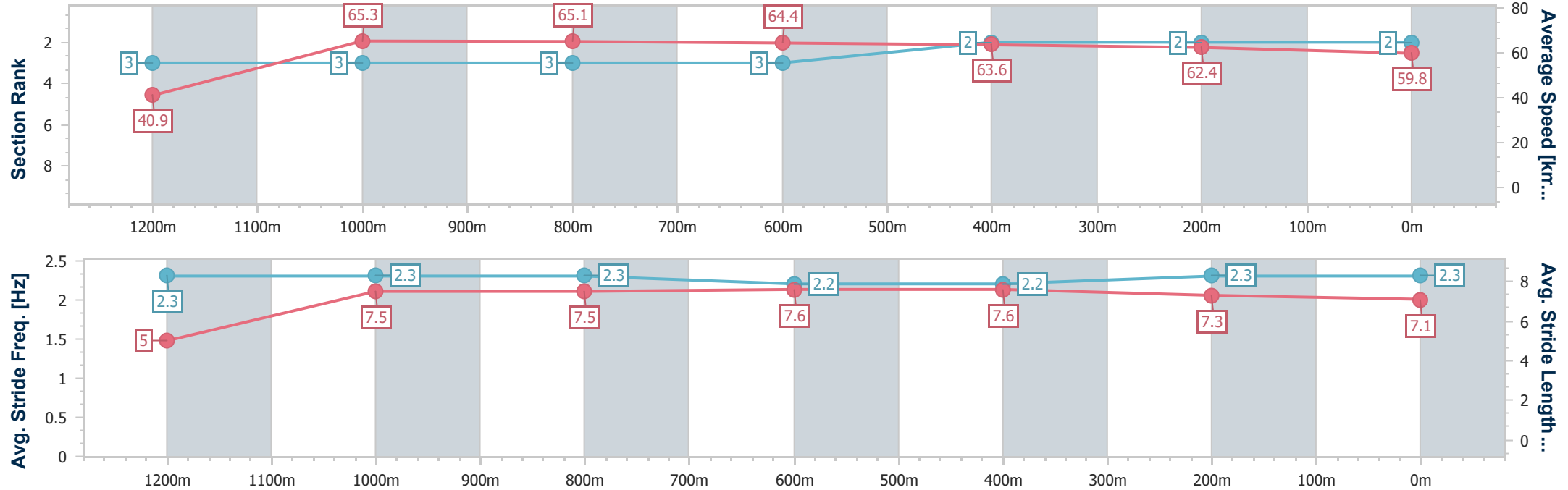
Horse/Jockey Name	Arik Lad
Final Rank	2
Fastest Section Time (Section)	0:08.79 (Overall)
Top Speed [km/h] (Section)	67.0 (1200m)
Race State	Finished



TownsvilleProfessional
Race 3: IPD Maiden Plate - 1300m
07 June 2025 - 14:25
Track Rating: Soft 5, Weather: Overcast, Rail Position: True Entire Course.



Section	Overall	1200m	1000m	800m	600m	400m	200m						
Section Times	1:17.40 [2] (0:08.79)	1:08.61 [3] (0:11.03)	0:57.58 [3] (0:11.23)	0:46.35 [3] (0:11.28)	0:35.07 [3] (0:11.46)	0:23.61 [2] (0:11.58)	0:12.03 [2] (0:12.03)						
Average Speed [km/h]	40.9	65.3	65.1	64.4	63.6	62.4	59.8						
Top Speed [km/h]	61.5	67.0	65.8	65.6	64.0	63.3	61.4						
Avg. Dist. to Rail [m]	10.3	4.3	2.9	2.1	2.2	2.5	4.0						
Avg. Stride Freq. [Hz]	2.3	2.3	2.3	2.2	2.2	2.3	2.3						
Avg. Stride Length [m]	5.0	7.5	7.5	7.6	7.6	7.3	7.1						





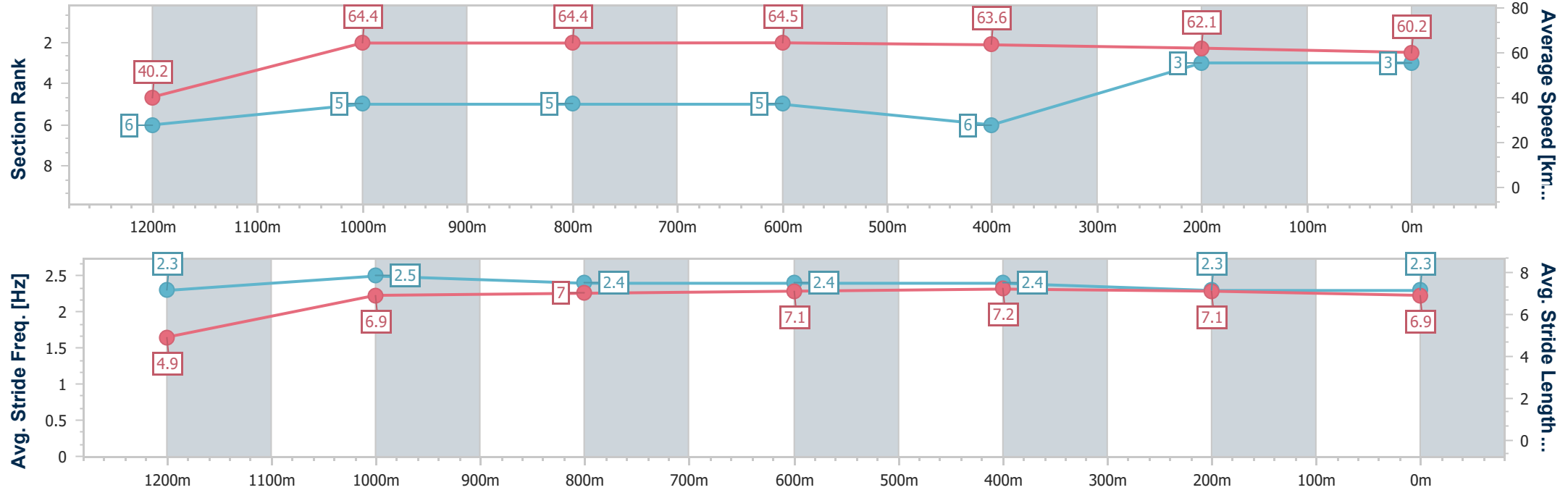
Horse/Jockey Name	Bombinate
Final Rank	3
Fastest Section Time (Section)	0:08.96 (Overall)
Top Speed [km/h] (Section)	66.5 (800m)
Race State	Finished



TownsvilleProfessional
Race 3: IPD Maiden Plate - 1300m
07 June 2025 - 14:25
Track Rating: Soft 5, Weather: Overcast, Rail Position: True Entire Course.



Section	Overall	1200m	1000m	800m	600m	400m	200m						
Section Times	1:17.59 [3] (0:08.96)	1:08.63 [6] (0:11.18)	0:57.45 [5] (0:11.24)	0:46.21 [5] (0:11.22)	0:34.99 [5] (0:11.40)	0:23.59 [6] (0:11.63)	0:11.96 [3] (0:11.96)						
Average Speed [km/h]	40.2	64.4	64.4	64.5	63.6	62.1	60.2						
Top Speed [km/h]	62.2	65.5	65.3	66.5	65.0	62.8	61.6						
Avg. Dist. to Rail [m]	6.5	1.9	1.2	0.8	1.4	2.4	4.4						
Avg. Stride Freq. [Hz]	2.3	2.5	2.4	2.4	2.4	2.3	2.3						
Avg. Stride Length [m]	4.9	6.9	7.0	7.1	7.2	7.1	6.9						





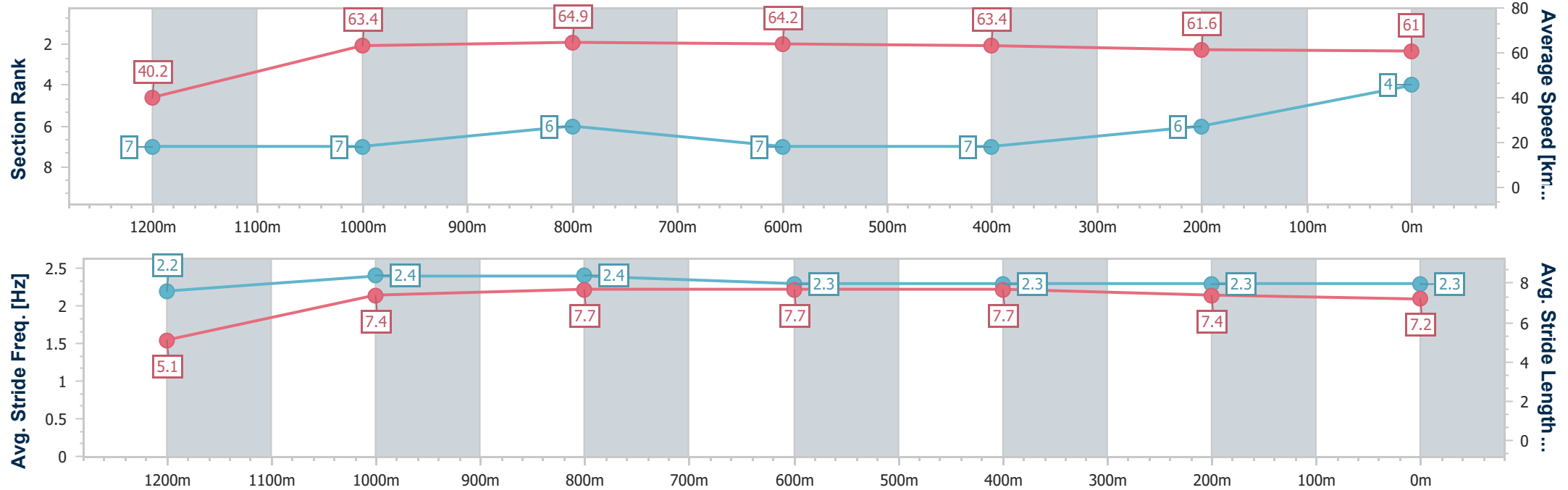
Horse/Jockey Name	March Madness
Final Rank	4
Fastest Section Time (Section)	0:08.98 (Overall)
Top Speed [km/h] (Section)	66.2 (1000m)
Race State	Finished



TownsvilleProfessional
Race 3: IPD Maiden Plate - 1300m
07 June 2025 - 14:25
Track Rating: Soft 5, Weather: Overcast, Rail Position: True Entire Course.



Section	Overall	1200m	1000m	800m	600m	400m	200m						
Section Times	1:17.64 [4] (0:08.98)	1:08.66 [7] (0:11.36)	0:57.30 [7] (0:11.14)	0:46.16 [6] (0:11.23)	0:34.93 [7] (0:11.40)	0:23.53 [7] (0:11.71)	0:11.82 [6] (0:11.82)						
Average Speed [km/h]	40.2	63.4	64.9	64.2	63.4	61.6	61.0						
Top Speed [km/h]	59.3	65.9	66.2	65.6	64.1	62.7	63.7						
Avg. Dist. to Rail [m]	6.6	2.1	0.9	0.5	0.7	2.7	3.0						
Avg. Stride Freq. [Hz]	2.2	2.4	2.4	2.3	2.3	2.3	2.3						
Avg. Stride Length [m]	5.1	7.4	7.7	7.7	7.7	7.4	7.2						





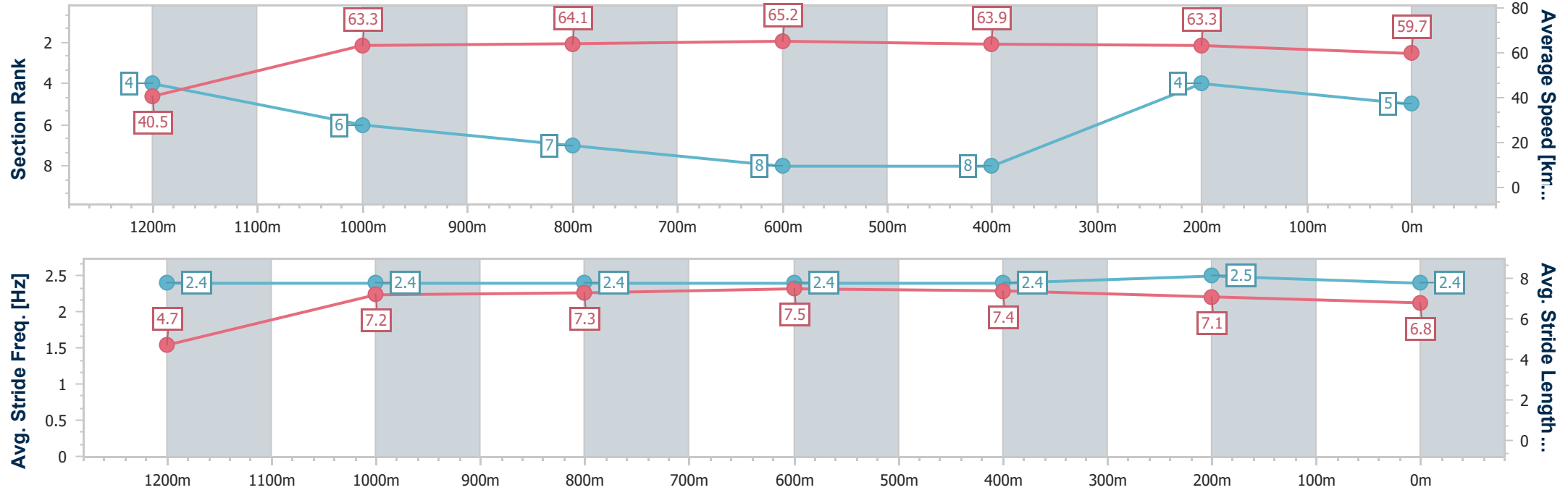
Horse/Jockey Name	Magic Tyla
Final Rank	5
Fastest Section Time (Section)	0:08.89 (Overall)
Top Speed [km/h] (Section)	66.6 (800m)
Race State	Finished



TownsvilleProfessional
Race 3: IPD Maiden Plate - 1300m
07 June 2025 - 14:25
Track Rating: Soft 5, Weather: Overcast, Rail Position: True Entire Course.



Section	Overall	1200m	1000m	800m	600m	400m	200m						
Section Times	1:17.71 [5] (0:08.89)	1:08.82 [4] (0:11.42)	0:57.40 [6] (0:11.38)	0:46.02 [7] (0:11.13)	0:34.89 [8] (0:11.35)	0:23.54 [8] (0:11.48)	0:12.06 [4] (0:12.06)						
Average Speed [km/h]	40.5	63.3	64.1	65.2	63.9	63.3	59.7						
Top Speed [km/h]	61.6	64.7	65.2	66.6	65.2	64.6	62.3						
Avg. Dist. to Rail [m]	11.0	5.0	2.7	1.6	1.8	5.2	7.1						
Avg. Stride Freq. [Hz]	2.4	2.4	2.4	2.4	2.4	2.5	2.4						
Avg. Stride Length [m]	4.7	7.2	7.3	7.5	7.4	7.1	6.8						





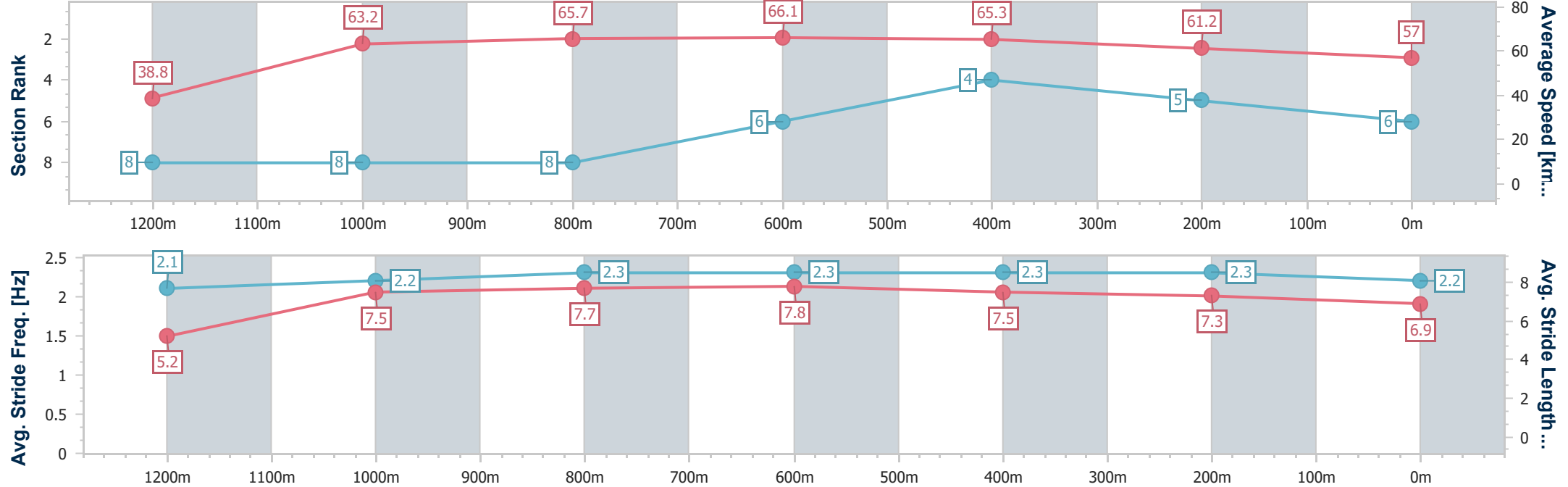
Horse/Jockey Name	Uris
Final Rank	6
Fastest Section Time (Section)	0:09.28 (Overall)
Top Speed [km/h] (Section)	68.1 (1200m)
Race State	Finished



TownsvilleProfessional
Race 3: IPD Maiden Plate - 1300m
07 June 2025 - 14:25
Track Rating: Soft 5, Weather: Overcast, Rail Position: True Entire Course.



Section	Overall	1200m	1000m	800m	600m	400m	200m						
Section Times	1:18.39 [6] (0:09.28)	1:09.11 [8] (0:11.39)	0:57.72 [8] (0:11.04)	0:46.68 [8] (0:10.97)	0:35.71 [6] (0:11.25)	0:24.46 [4] (0:11.81)	0:12.65 [5] (0:12.65)						
Average Speed [km/h]	38.8	63.2	65.7	66.1	65.3	61.2	57.0						
Top Speed [km/h]	54.2	68.1	67.7	67.0	67.0	63.1	60.3						
Avg. Dist. to Rail [m]	3.8	1.3	0.9	1.9	3.9	3.5	3.2						
Avg. Stride Freq. [Hz]	2.1	2.2	2.3	2.3	2.3	2.3	2.2						
Avg. Stride Length [m]	5.2	7.5	7.7	7.8	7.5	7.3	6.9						





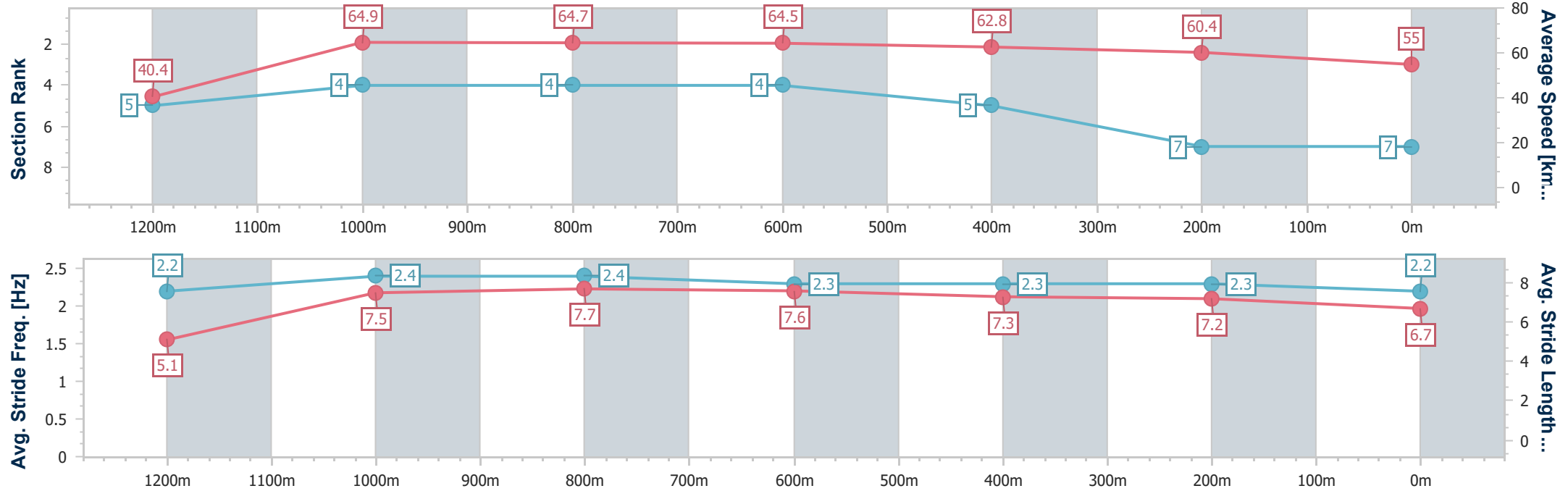
Horse/Jockey Name	Arturetta
Final Rank	7
Fastest Section Time (Section)	0:08.91 (Overall)
Top Speed [km/h] (Section)	66.1 (1200m)
Race State	Finished



TownsvilleProfessional
Race 3: IPD Maiden Plate - 1300m
07 June 2025 - 14:25
Track Rating: Soft 5, Weather: Overcast, Rail Position: True Entire Course.



Section	Overall	1200m	1000m	800m	600m	400m	200m						
Section Times	1:19.01 [7] (0:08.91)	1:10.10 [5] (0:11.10)	0:59.00 [4] (0:11.17)	0:47.83 [4] (0:11.24)	0:36.59 [4] (0:11.54)	0:25.05 [5] (0:11.98)	0:13.07 [7] (0:13.07)						
Average Speed [km/h]	40.4	64.9	64.7	64.5	62.8	60.4	55.0						
Top Speed [km/h]	61.0	66.1	65.9	65.8	63.5	62.0	57.7						
Avg. Dist. to Rail [m]	5.2	1.0	1.2	1.2	1.6	1.6	2.2						
Avg. Stride Freq. [Hz]	2.2	2.4	2.4	2.3	2.3	2.3	2.2						
Avg. Stride Length [m]	5.1	7.5	7.7	7.6	7.3	7.2	6.7						





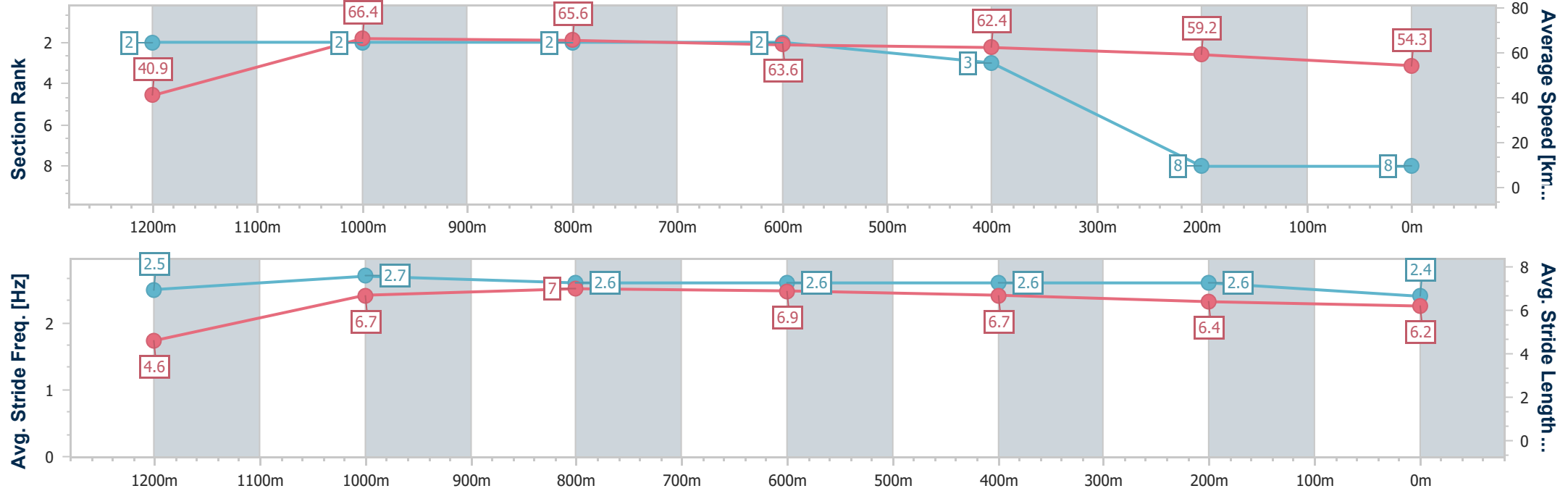
Horse/Jockey Name	Rich Flex
Final Rank	8
Fastest Section Time (Section)	0:08.79 (Overall)
Top Speed [km/h] (Section)	67.3 (1200m)
Race State	Finished



TownsvilleProfessional
Race 3: IPD Maiden Plate - 1300m
07 June 2025 - 14:25
Track Rating: Soft 5, Weather: Overcast, Rail Position: True Entire Course.



Section	Overall	1200m	1000m	800m	600m	400m	200m						
Section Times	1:19.31 [8] (0:08.79)	1:10.52 [2] (0:10.89)	0:59.63 [2] (0:11.13)	0:48.50 [2] (0:11.41)	0:37.09 [2] (0:11.65)	0:25.44 [3] (0:12.18)	0:13.26 [8] (0:13.26)						
Average Speed [km/h]	40.9	66.4	65.6	63.6	62.4	59.2	54.3						
Top Speed [km/h]	62.5	67.3	66.2	65.1	63.6	61.2	56.8						
Avg. Dist. to Rail [m]	11.4	4.6	2.9	1.8	1.6	1.8	3.7						
Avg. Stride Freq. [Hz]	2.5	2.7	2.6	2.6	2.6	2.6	2.4						
Avg. Stride Length [m]	4.6	6.7	7.0	6.9	6.7	6.4	6.2						





TownsvilleProfessional

Race 4: COMMSCOPE BENCHMARK 60 Handicap - 1000m

07 June 2025 - 15:00



Track Rating: Soft 5, Weather: Overcast, Rail Position: True Entire Course.

Section						Overall	800m	600m	400m	200m			Last 600m	
Field Times						0:56.53 (0:12.82)	0:43.71 (0:10.25)	0:33.46 (0:10.75)	0:22.71 (0:11.17)	0:11.54 (0:11.54)			0:33.46	
Rank	TAB	Horse/Jockey	Barrier	Top Speed [km/h]	Fastest Section							Margin	Distance Travelled [m]	
1	7	LUCKY ROLLA	5	69.9	0:10.49	0:56.53 [1]	0:43.14 [6]	0:32.65 [6]	0:21.94 [7]	0:11.16 [6]	0:56.53	0:32.65		
		Chris Meehan		800m	800m	(0:13.39)	(0:10.49)	(0:10.71)	(0:10.78)	(0:11.16)				
2	11	INJADA	1	70.5	0:10.44	0:56.62 [2]	0:43.39 [5]	0:32.95 [5]	0:22.29 [5]	0:11.49 [4]	0.56L	0:32.95 -3		
		Olivia Kendal		800m	800m	(0:13.23)	(0:10.44)	(0:10.66)	(0:10.80)	(0:11.49)				
3	1	CHARTWELL	7	70.9	0:10.45	0:56.82 [3]	0:43.14 [9]	0:32.69 [8]	0:22.24 [6]	0:11.55 [5]	1.71L	0:32.69 -3		
		Aidan Holt		800m	800m	(0:13.68)	(0:10.45)	(0:10.45)	(0:10.69)	(0:11.55)				
4	5	NO LOVE LOST	6	72.0	0:10.28	0:56.86 [4]	0:43.72 [4]	0:33.44 [4]	0:22.70 [3]	0:11.77 [3]	1.94L	0:33.44 -4		
		Adam Sewell		800m	800m	(0:13.14)	(0:10.28)	(0:10.74)	(0:10.93)	(0:11.77)				
5	3	HARTSHORN	8	72.1	0:10.28	0:56.87 [5]	0:43.88 [2]	0:33.60 [2]	0:22.88 [2]	0:11.88 [1]	2.05L	0:33.60 -3		
		Ryan Wiggins		800m	800m	(0:12.99)	(0:10.28)	(0:10.72)	(0:11.00)	(0:11.88)				
6	8	CELEBRATION	9	71.5	0:10.34	0:57.33 [6]	0:44.26 [3]	0:33.92 [3]	0:23.14 [4]	0:11.90 [7]	4.75L	0:33.92 +0		
		Isabella Teh		800m	800m	(0:13.07)	(0:10.34)	(0:10.78)	(0:11.24)	(0:11.90)				
7	4	SPIRIT OF GIVING	10	70.5	0:10.53	0:57.35 [7]	0:43.76 [7]	0:33.23 [7]	0:22.69 [8]	0:11.75 [8]	4.83L	0:33.23 -1		
		Ashley Butler		800m	800m	(0:13.59)	(0:10.53)	(0:10.54)	(0:10.94)	(0:11.75)				
8	9	BELLA ACE	3	71.9	0:10.25	0:57.70 [8]	0:44.88 [1]	0:34.63 [1]	0:23.88 [1]	0:12.66 [2]	6.88L	0:34.63 -4		
		Graham Kliese		800m	800m	(0:12.82)	(0:10.25)	(0:10.75)	(0:11.22)	(0:12.66)				
9	2	FAST AS STEEL	4	69.8	0:10.63	0:58.11 [9]	0:44.29 [10]	0:33.66 [10]	0:22.96 [9]	0:11.84 [9]	9.33L	0:33.66 -2		
		Jackson Murphy		800m	800m	(0:13.82)	(0:10.63)	(0:10.70)	(0:11.12)	(0:11.84)				
10	10	SAVVY THINKER	2	69.9	0:10.63	0:58.91 [10]	0:45.31 [8]	0:34.68 [9]	0:23.59 [10]	0:12.15 [10]	14.04L	0:34.68 -2		
		Nathan Thomas		Overall	800m	(0:13.60)	(0:10.63)	(0:11.09)	(0:11.44)	(0:12.15)				

Scratched: Jungle Juice (#6)



Horse/Jockey Name	Lucky Rolla
Final Rank	1
Fastest Section Time (Section)	0:10.49 (800m)
Top Speed [km/h] (Section)	69.9 (800m)
Race State	Finished



TownsvilleProfessional

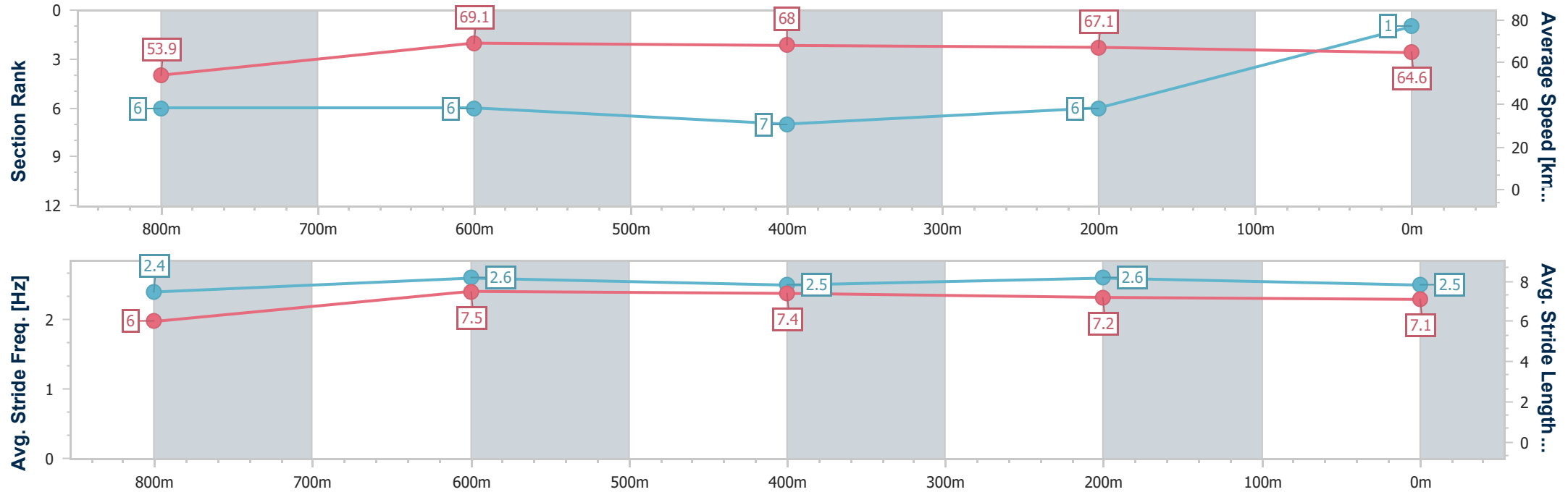
Race 4: COMMSCOPE BENCHMARK 60 Handicap - 1000m

07 June 2025 - 15:00

Track Rating: Soft 5, Weather: Overcast, Rail Position: True Entire Course.



Section	Overall	800m	600m	400m	200m									
Section Times	0:56.53 [1] (0:13.39)	0:43.14 [6] (0:10.49)	0:32.65 [6] (0:10.71)	0:21.94 [7] (0:10.78)	0:11.16 [6] (0:11.16)									
Average Speed [km/h]	53.9	69.1	68.0	67.1	64.6									
Top Speed [km/h]	68.9	69.9	69.4	68.8	66.2									
Avg. Dist. to Rail [m]	6.5	2.4	2.5	4.2	6.3									
Avg. Stride Freq. [Hz]	2.4	2.6	2.5	2.6	2.5									
Avg. Stride Length [m]	6.0	7.5	7.4	7.2	7.1									





Horse/Jockey Name	Injada
Final Rank	2
Fastest Section Time (Section)	0:10.44 (800m)
Top Speed [km/h] (Section)	70.5 (800m)
Race State	Finished



TownsvilleProfessional

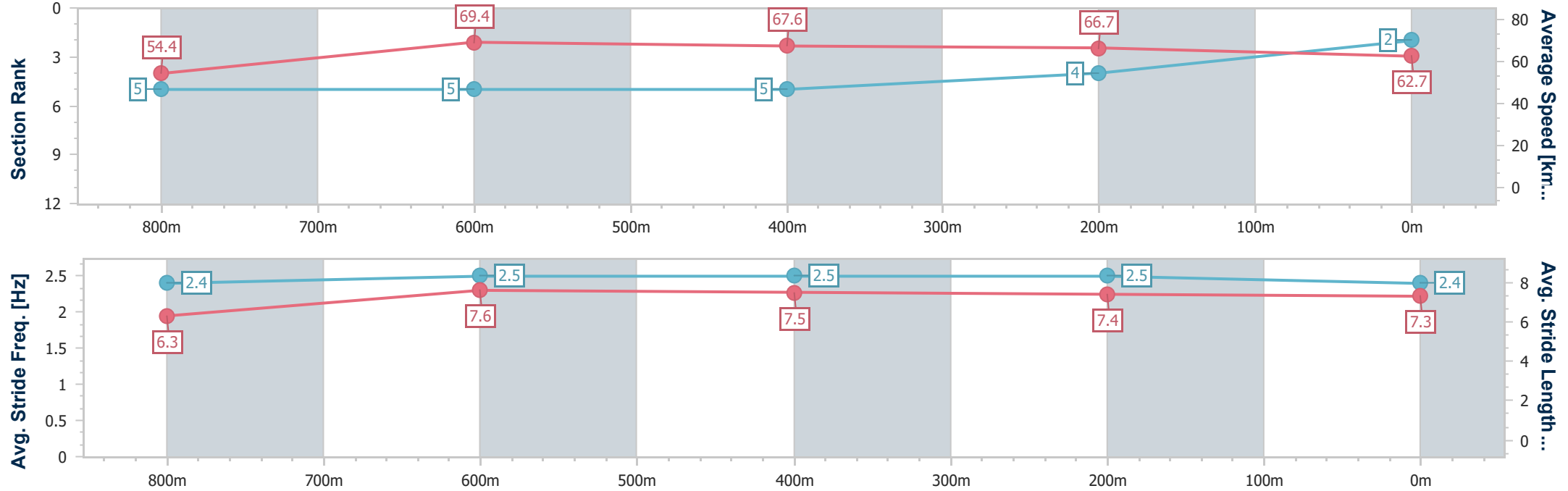
Race 4: COMMSCOPE BENCHMARK 60 Handicap - 1000m

07 June 2025 - 15:00

Track Rating: Soft 5, Weather: Overcast, Rail Position: True Entire Course.



Section	Overall	800m	600m	400m	200m														
Section Times	0:56.62 [2] (0:13.23)	0:43.39 [5] (0:10.44)	0:32.95 [5] (0:10.66)	0:22.29 [5] (0:10.80)	0:11.49 [4] (0:11.49)														
Average Speed [km/h]	54.4	69.4	67.6	66.7	62.7														
Top Speed [km/h]	70.0	70.5	69.4	68.2	65.2														
Avg. Dist. to Rail [m]	3.9	1.5	0.5	2.1	4.3														
Avg. Stride Freq. [Hz]	2.4	2.5	2.5	2.5	2.4														
Avg. Stride Length [m]	6.3	7.6	7.5	7.4	7.3														





Horse/Jockey Name	Chartwell
Final Rank	3
Fastest Section Time (Section)	0:10.45 (800m)
Top Speed [km/h] (Section)	70.9 (800m)
Race State	Finished



TownsvilleProfessional

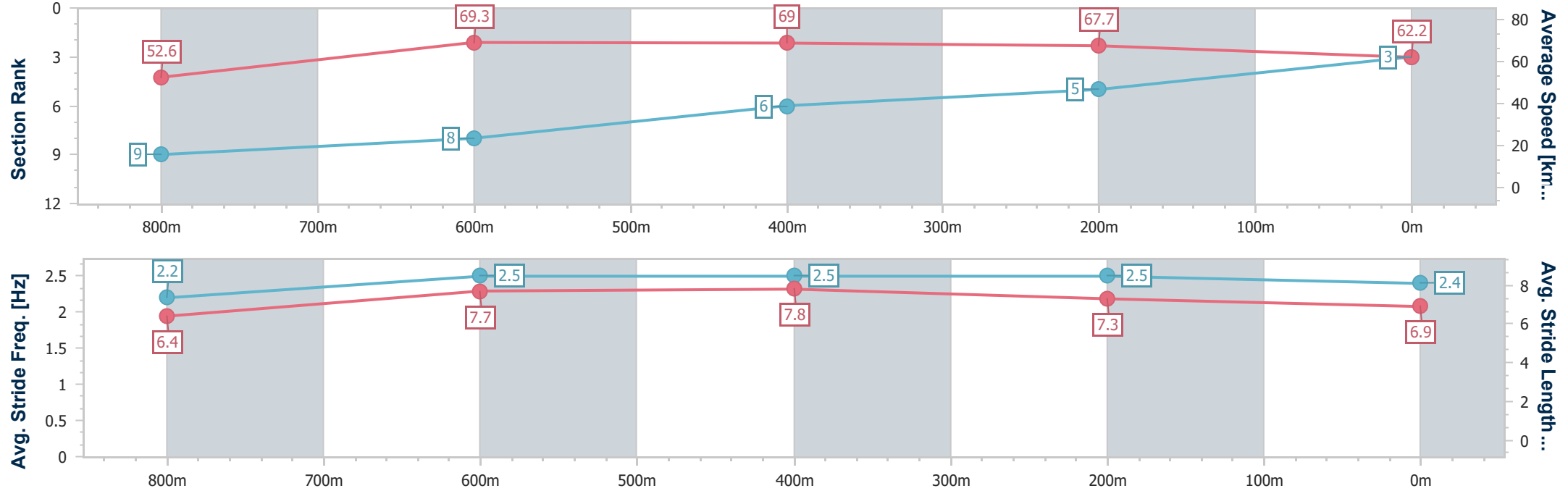
Race 4: COMMSCOPE BENCHMARK 60 Handicap - 1000m

07 June 2025 - 15:00

Track Rating: Soft 5, Weather: Overcast, Rail Position: True Entire Course.



Section	Overall	800m	600m	400m	200m										
Section Times	0:56.82 [3] (0:13.68)	0:43.14 [9] (0:10.45)	0:32.69 [8] (0:10.45)	0:22.24 [6] (0:10.69)	0:11.55 [5] (0:11.55)										
Average Speed [km/h]	52.6	69.3	69.0	67.7	62.2										
Top Speed [km/h]	67.9	70.9	70.9	69.2	65.2										
Avg. Dist. to Rail [m]	6.9	1.8	0.7	1.7	2.1										
Avg. Stride Freq. [Hz]	2.2	2.5	2.5	2.5	2.4										
Avg. Stride Length [m]	6.4	7.7	7.8	7.3	6.9										



- [] Ranking at each section and finish
- .-.- No data available at this section
- NA No data available



Horse/Jockey Name	No Love Lost
Final Rank	4
Fastest Section Time (Section)	0:10.28 (800m)
Top Speed [km/h] (Section)	72.0 (800m)
Race State	Finished



TownsvilleProfessional

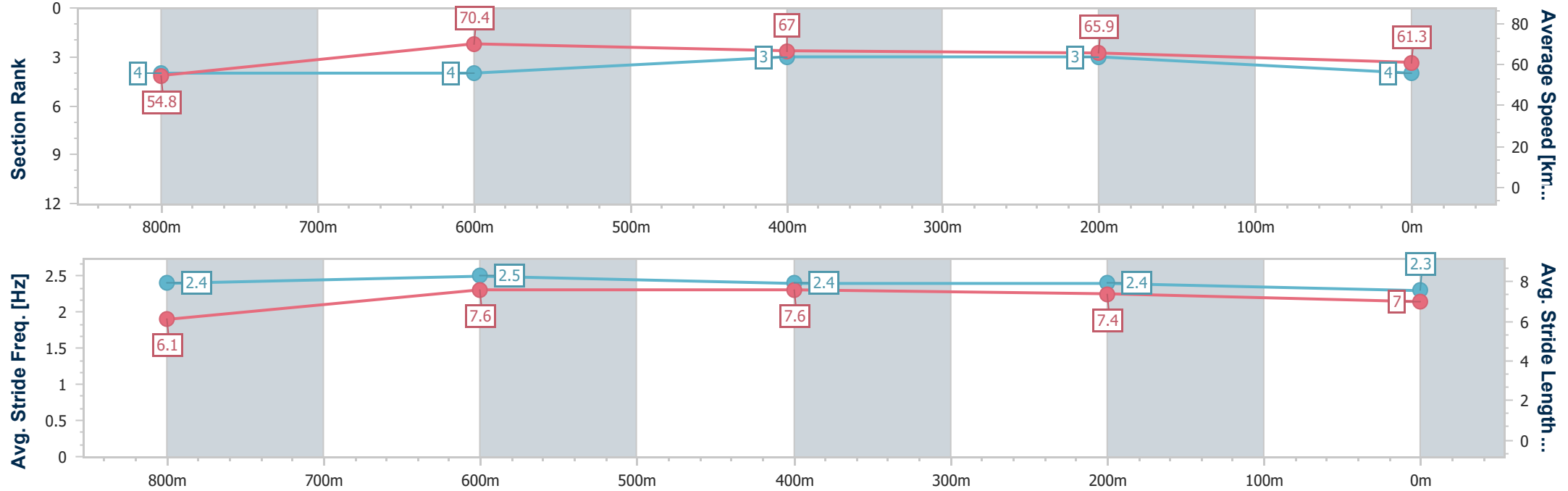
Race 4: COMMSCOPE BENCHMARK 60 Handicap - 1000m

07 June 2025 - 15:00

Track Rating: Soft 5, Weather: Overcast, Rail Position: True Entire Course.



Section	Overall	800m	600m	400m	200m									
Section Times	0:56.86 [4] (0:13.14)	0:43.72 [4] (0:10.28)	0:33.44 [4] (0:10.74)	0:22.70 [3] (0:10.93)	0:11.77 [3] (0:11.77)									
Average Speed [km/h]	54.8	70.4	67.0	65.9	61.3									
Top Speed [km/h]	70.1	72.0	68.9	66.6	64.5									
Avg. Dist. to Rail [m]	7.2	1.3	0.5	1.7	3.4									
Avg. Stride Freq. [Hz]	2.4	2.5	2.4	2.4	2.3									
Avg. Stride Length [m]	6.1	7.6	7.6	7.4	7.0									





Horse/Jockey Name	Hartshorn
Final Rank	5
Fastest Section Time (Section)	0:10.28 (800m)
Top Speed [km/h] (Section)	72.1 (800m)
Race State	Finished



TownsvilleProfessional

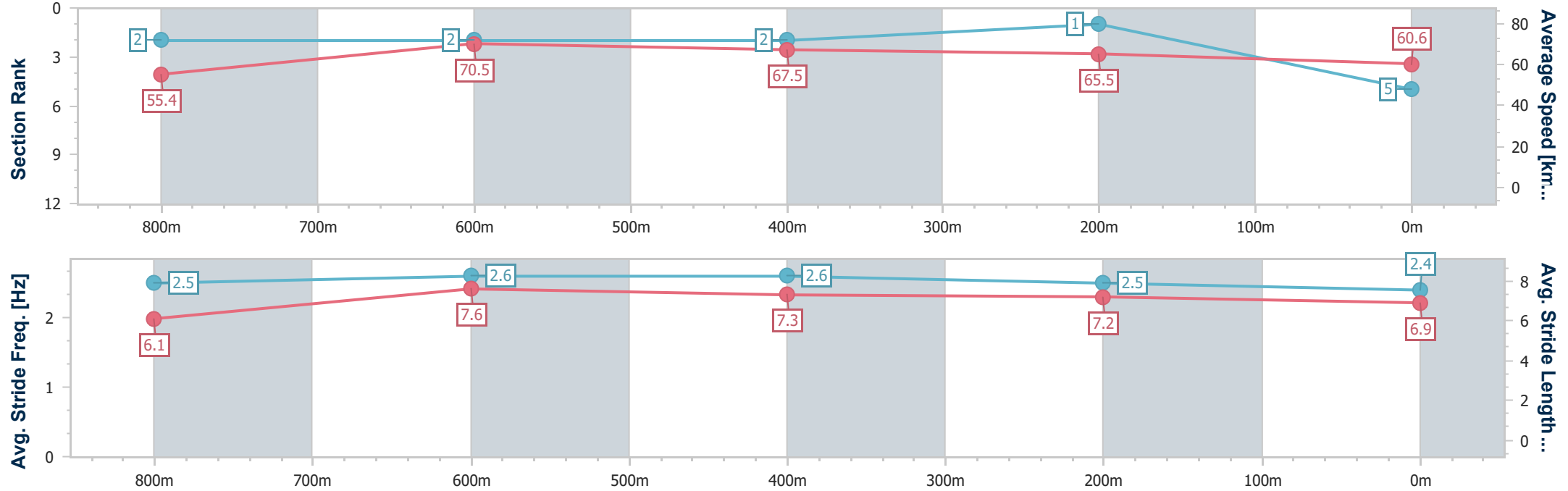
Race 4: COMMSCOPE BENCHMARK 60 Handicap - 1000m

07 June 2025 - 15:00

Track Rating: Soft 5, Weather: Overcast, Rail Position: True Entire Course.



Section	Overall	800m	600m	400m	200m										
Section Times	0:56.87 [5] (0:12.99)	0:43.88 [2] (0:10.28)	0:33.60 [2] (0:10.72)	0:22.88 [2] (0:11.00)	0:11.88 [1] (0:11.88)										
Average Speed [km/h]	55.4	70.5	67.5	65.5	60.6										
Top Speed [km/h]	71.0	72.1	69.8	67.3	63.8										
Avg. Dist. to Rail [m]	9.2	2.2	0.6	0.9	2.1										
Avg. Stride Freq. [Hz]	2.5	2.6	2.6	2.5	2.4										
Avg. Stride Length [m]	6.1	7.6	7.3	7.2	6.9										





Horse/Jockey Name	Celebration
Final Rank	6
Fastest Section Time (Section)	0:10.34 (800m)
Top Speed [km/h] (Section)	71.5 (800m)
Race State	Finished



TownsvilleProfessional

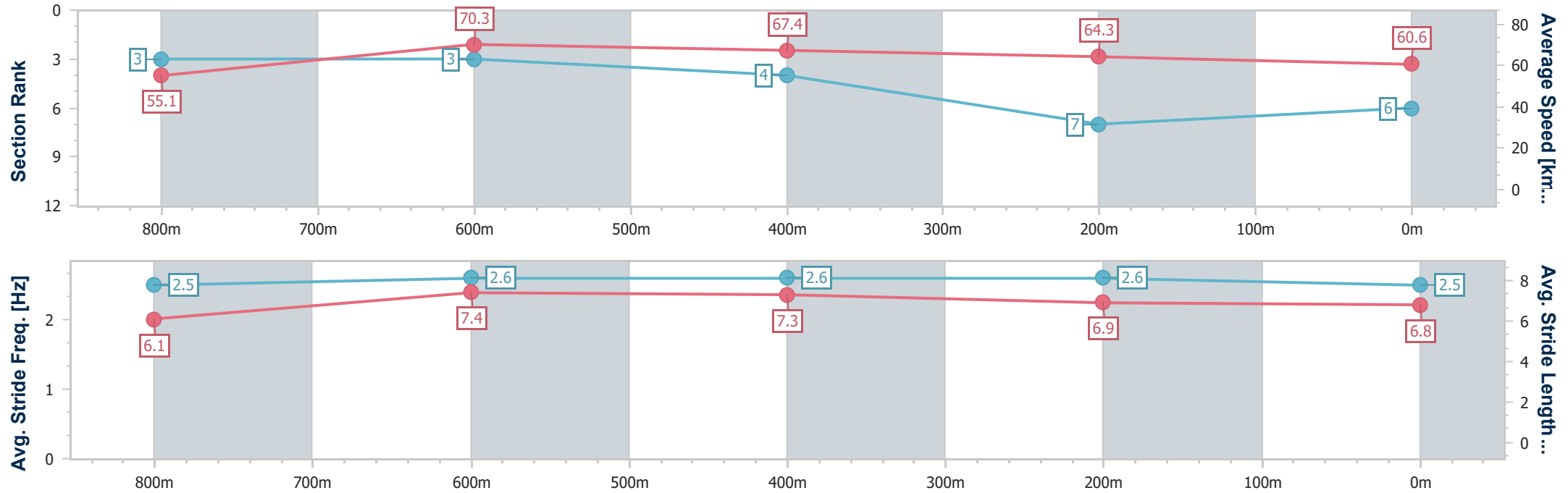
Race 4: COMMSCOPE BENCHMARK 60 Handicap - 1000m

07 June 2025 - 15:00

Track Rating: Soft 5, Weather: Overcast, Rail Position: True Entire Course.



Section	Overall	800m	600m	400m	200m									
Section Times	0:57.33 [6] (0:13.07)	0:44.26 [3] (0:10.34)	0:33.92 [3] (0:10.78)	0:23.14 [4] (0:11.24)	0:11.90 [7] (0:11.90)									
Average Speed [km/h]	55.1	70.3	67.4	64.3	60.6									
Top Speed [km/h]	70.8	71.5	70.4	66.5	64.7									
Avg. Dist. to Rail [m]	10.2	3.0	1.8	3.7	5.7									
Avg. Stride Freq. [Hz]	2.5	2.6	2.6	2.6	2.5									
Avg. Stride Length [m]	6.1	7.4	7.3	6.9	6.8									





Horse/Jockey Name	Spirit Of Giving
Final Rank	7
Fastest Section Time (Section)	0:10.53 (800m)
Top Speed [km/h] (Section)	70.5 (800m)
Race State	Finished



TownsvilleProfessional

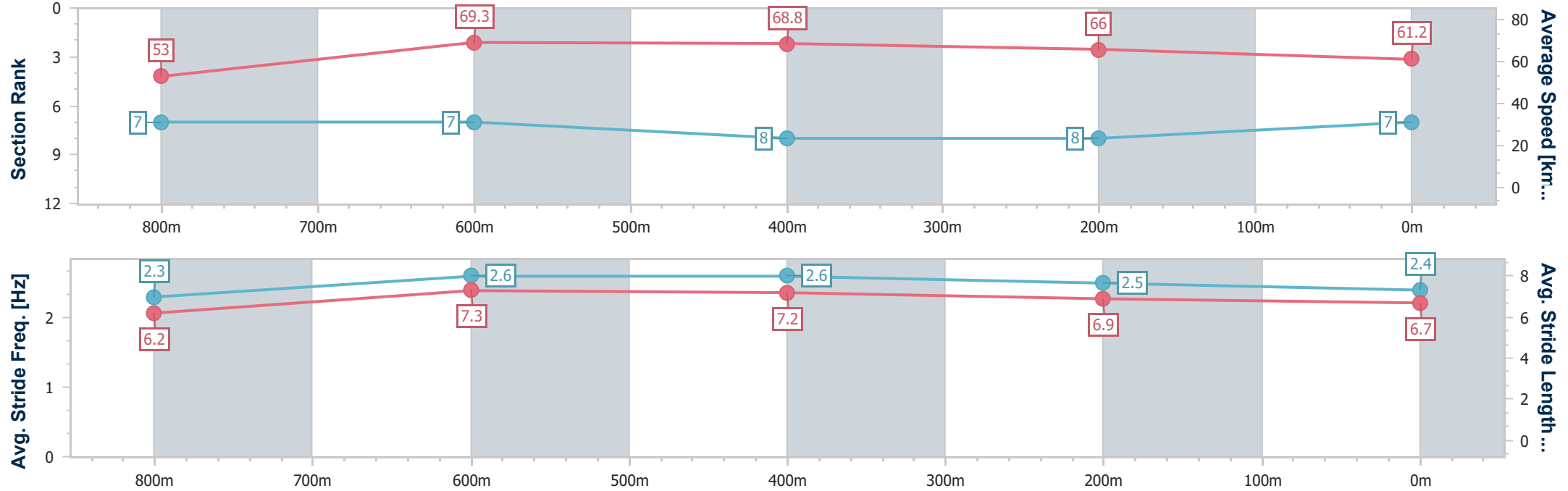
Race 4: COMMSCOPE BENCHMARK 60 Handicap - 1000m

07 June 2025 - 15:00

Track Rating: Soft 5, Weather: Overcast, Rail Position: True Entire Course.



Section	Overall	800m	600m	400m	200m								
Section Times	0:57.35 [7] (0:13.59)	0:43.76 [7] (0:10.53)	0:33.23 [7] (0:10.54)	0:22.69 [8] (0:10.94)	0:11.75 [8] (0:11.75)								
Average Speed [km/h]	53.0	69.3	68.8	66.0	61.2								
Top Speed [km/h]	68.3	70.5	70.3	67.3	64.2								
Avg. Dist. to Rail [m]	10.8	3.7	1.3	2.9	3.5								
Avg. Stride Freq. [Hz]	2.3	2.6	2.6	2.5	2.4								
Avg. Stride Length [m]	6.2	7.3	7.2	6.9	6.7								



- [] Ranking at each section and finish
- .-.- No data available at this section
- NA No data available



Horse/Jockey Name	Bella Ace
Final Rank	8
Fastest Section Time (Section)	0:10.25 (800m)
Top Speed [km/h] (Section)	71.9 (800m)
Race State	Finished



TownsvilleProfessional

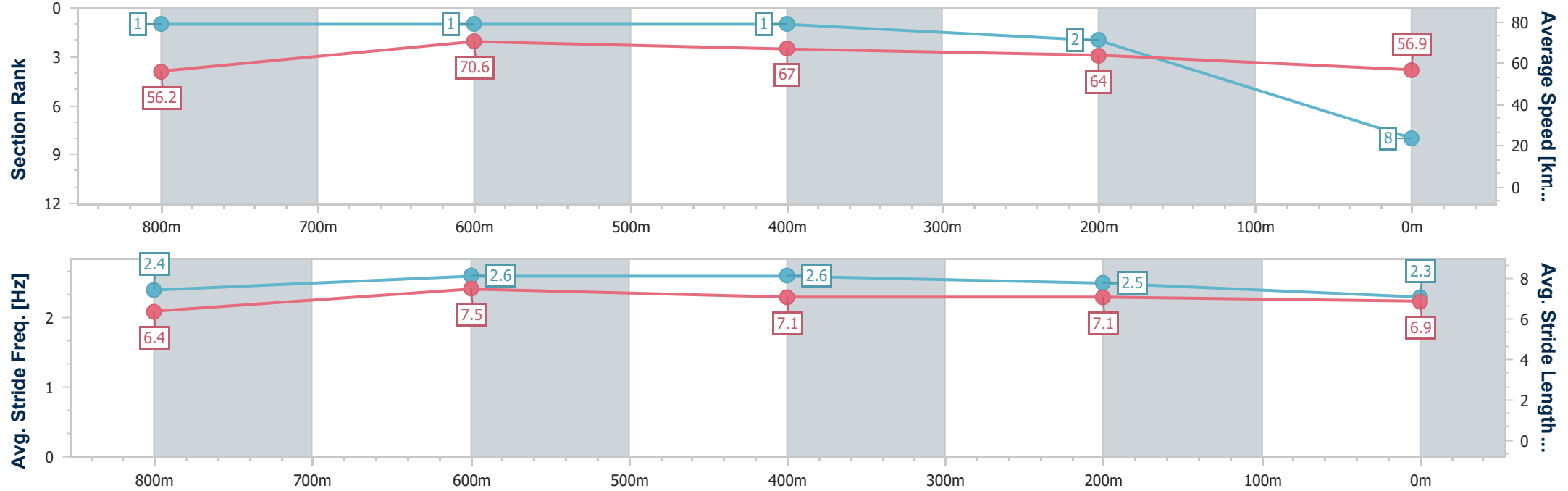
Race 4: COMMSCOPE BENCHMARK 60 Handicap - 1000m

07 June 2025 - 15:00

Track Rating: Soft 5, Weather: Overcast, Rail Position: True Entire Course.



Section	Overall	800m	600m	400m	200m									
Section Times	0:57.70 [8] (0:12.82)	0:44.88 [1] (0:10.25)	0:34.63 [1] (0:10.75)	0:23.88 [1] (0:11.22)	0:12.66 [2] (0:12.66)									
Average Speed [km/h]	56.2	70.6	67.0	64.0	56.9									
Top Speed [km/h]	71.5	71.9	68.7	65.4	60.6									
Avg. Dist. to Rail [m]	4.7	1.2	0.8	0.9	1.3									
Avg. Stride Freq. [Hz]	2.4	2.6	2.6	2.5	2.3									
Avg. Stride Length [m]	6.4	7.5	7.1	7.1	6.9									





Horse/Jockey Name	Fast As Steel
Final Rank	9
Fastest Section Time (Section)	0:10.63 (800m)
Top Speed [km/h] (Section)	69.8 (800m)
Race State	Finished



TownsvilleProfessional

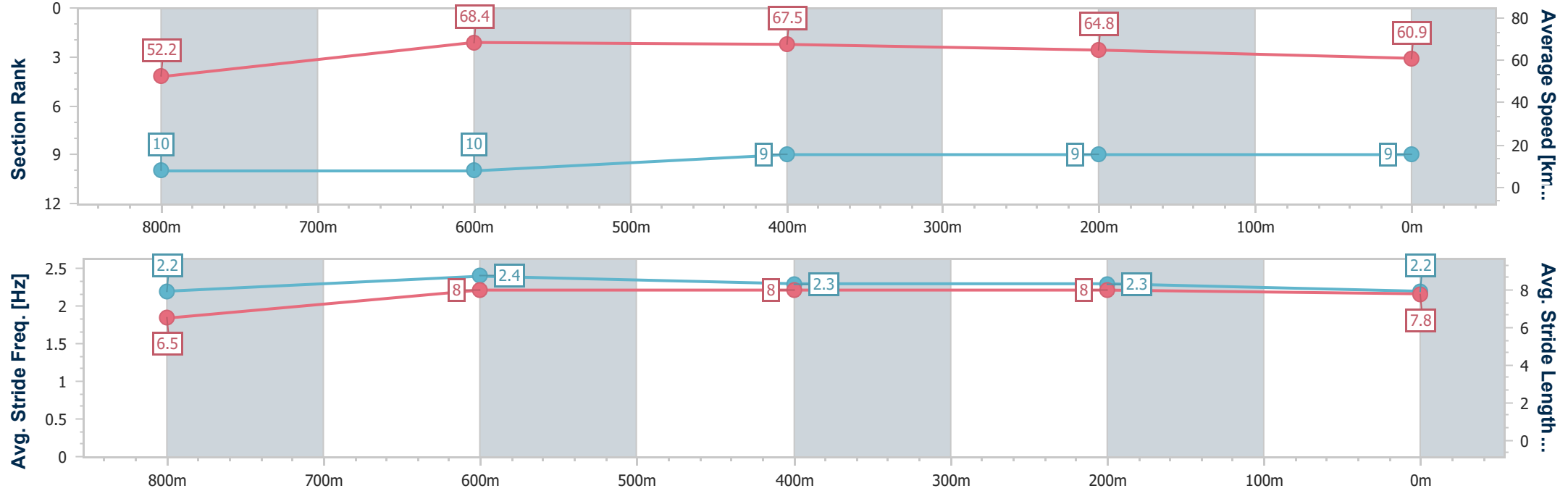
Race 4: COMMSCOPE BENCHMARK 60 Handicap - 1000m

07 June 2025 - 15:00

Track Rating: Soft 5, Weather: Overcast, Rail Position: True Entire Course.



Section	Overall	800m	600m	400m	200m								
Section Times	0:58.11 [9] (0:13.82)	0:44.29 [10] (0:10.63)	0:33.66 [10] (0:10.70)	0:22.96 [9] (0:11.12)	0:11.84 [9] (0:11.84)								
Average Speed [km/h]	52.2	68.4	67.5	64.8	60.9								
Top Speed [km/h]	65.7	69.8	69.0	65.5	64.4								
Avg. Dist. to Rail [m]	6.6	2.7	1.0	1.4	3.4								
Avg. Stride Freq. [Hz]	2.2	2.4	2.3	2.3	2.2								
Avg. Stride Length [m]	6.5	8.0	8.0	8.0	7.8								





Horse/Jockey Name	Savvy Thinker
Final Rank	10
Fastest Section Time (Section)	0:10.63 (800m)
Top Speed [km/h] (Section)	69.9 (Overall)
Race State	Finished



TownsvilleProfessional

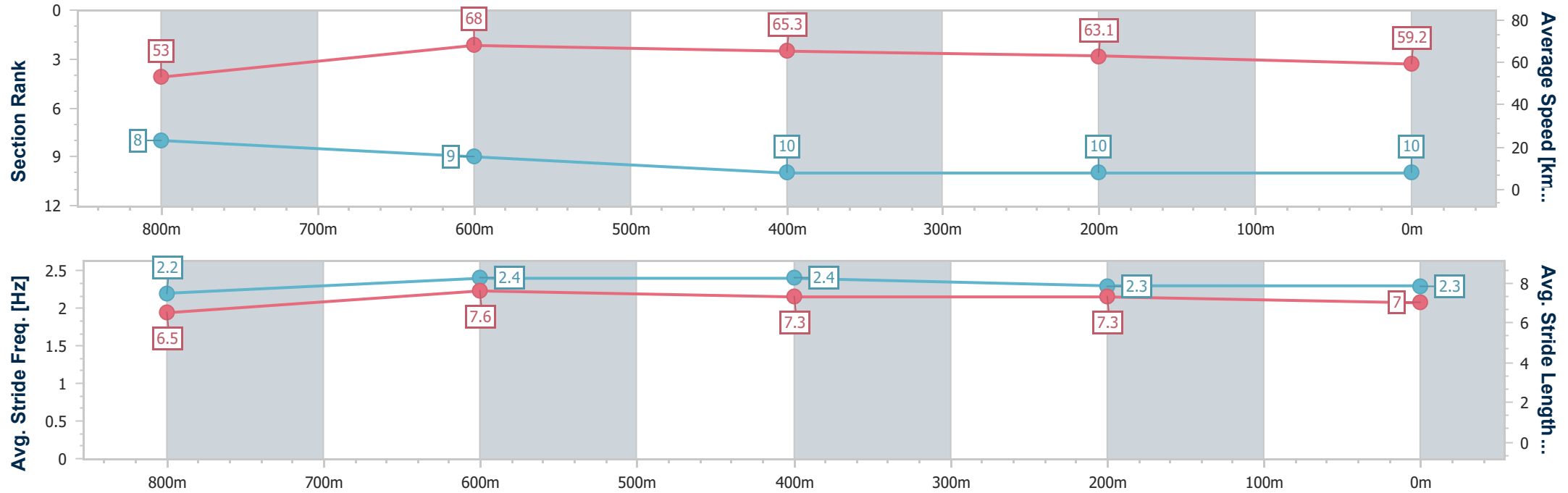
Race 4: COMMSCOPE BENCHMARK 60 Handicap - 1000m

07 June 2025 - 15:00

Track Rating: Soft 5, Weather: Overcast, Rail Position: True Entire Course.



Section	Overall	800m	600m	400m	200m								
Section Times	0:58.91 [10] (0:13.60)	0:45.31 [8] (0:10.63)	0:34.68 [9] (0:11.09)	0:23.59 [10] (0:11.44)	0:12.15 [10] (0:12.15)								
Average Speed [km/h]	53.0	68.0	65.3	63.1	59.2								
Top Speed [km/h]	69.9	69.4	67.0	65.2	61.4								
Avg. Dist. to Rail [m]	4.5	1.4	1.2	2.5	2.8								
Avg. Stride Freq. [Hz]	2.2	2.4	2.4	2.3	2.3								
Avg. Stride Length [m]	6.5	7.6	7.3	7.3	7.0								





TownsvilleProfessional
Race 5: OLEX BENCHMARK 55 Handicap - 1200m
07 June 2025 - 15:36



Track Rating: Soft 5, Weather: Fine, Rail Position: True Entire Course.

Section						Overall	1000m	800m	600m	400m	200m	Last 600m		
Field Times						1:09.94 (0:13.61)	0:56.33 (0:10.79)	0:45.54 (0:10.76)	0:34.78 (0:11.21)	0:23.57 (0:11.40)	0:12.17 (0:12.17)	0:34.78		
Rank	TAB	Horse/Jockey	Barrier	Top Speed [km/h]	Fastest Section							Margin	Distance Travelled [m]	
1	3	SUPER FAST	7	68.6	0:10.79	1:09.94 [1]	0:56.33 [1]	0:45.54 [1]	0:34.66 [2]	0:23.53 [2]	0:12.17 [1]	1:09.94	0:34.66	
		Leah Martyn		Overall	1000m	(0:13.61)	(0:10.79)	(0:10.88)	(0:11.13)	(0:11.36)	(0:12.17)			
2	2	TYMON	12	68.2	0:10.76	1:10.22 [2]	0:55.65 [13]	0:44.68 [13]	0:33.92 [12]	0:23.01 [11]	0:11.81 [8]	1.62L	0:33.92	+1
		Olivia Kendal		800m	800m	(0:14.57)	(0:10.97)	(0:10.76)	(0:10.91)	(0:11.20)	(0:11.81)			
3	4	SUBSTANCE	5	67.9	0:10.93	1:10.26 [3]	0:56.24 [9]	0:45.27 [10]	0:34.34 [10]	0:23.23 [9]	0:11.88 [7]	1.9L	0:34.34	+10
		Ryan Wiggins		1000m	800m	(0:14.02)	(0:10.97)	(0:10.93)	(0:11.11)	(0:11.35)	(0:11.88)			
4	16	MISHANI AVIATOR	2	68.0	0:10.87	1:10.42 [4]	0:56.40 [8]	0:45.53 [9]	0:34.57 [9]	0:23.50 [7]	0:12.08 [5]	2.84L	0:34.57	+2
		Graham Kliese		1000m	1000m	(0:14.02)	(0:10.87)	(0:10.96)	(0:11.07)	(0:11.42)	(0:12.08)			
5	11	STORE BEACH	16	68.4	0:10.78	1:10.53 [5]	0:55.72 [15]	0:44.61 [15]	0:33.83 [14]	0:22.88 [14]	0:11.83 [13]	3.47L	0:33.83	+2
		Warwick Satherley		800m	800m	(0:14.81)	(0:11.11)	(0:10.78)	(0:10.95)	(0:11.05)	(0:11.83)			
6	8	CHIROGRAPHY	10	70.1	0:10.71	1:10.54 [6]	0:56.51 [10]	0:45.80 [7]	0:34.72 [8]	0:23.46 [10]	0:12.01 [10]	3.52L	0:34.72	+10
		Nathan Thomas		1000m	1000m	(0:14.03)	(0:10.71)	(0:11.08)	(0:11.26)	(0:11.45)	(0:12.01)			
7	14	HIT SNOOZE	13	68.7	0:10.86	1:10.61 [7]	0:56.63 [7]	0:45.77 [8]	0:34.80 [7]	0:23.63 [8]	0:12.24 [6]	3.96L	0:34.80	+11
		Jason Taylor		1000m	1000m	(0:13.98)	(0:10.86)	(0:10.97)	(0:11.17)	(0:11.39)	(0:12.24)			
8	15	OUR FOLLY	11	68.5	0:10.93	1:10.63 [8]	0:56.27 [11]	0:45.27 [11]	0:34.34 [11]	0:23.35 [12]	0:11.96 [12]	4.05L	0:34.34	+5
		Sean Cormack		600m	800m	(0:14.36)	(0:11.00)	(0:10.93)	(0:10.99)	(0:11.39)	(0:11.96)			
9	7	THE SHERPA	9	69.5	0:10.83	1:10.75 [9]	0:56.93 [4]	0:46.10 [5]	0:35.15 [5]	0:23.93 [6]	0:12.44 [3]	4.78L	0:35.15	+7
		Jackson Murphy		1000m	1000m	(0:13.82)	(0:10.83)	(0:10.95)	(0:11.22)	(0:11.49)	(0:12.44)			
10	5	AL RAS BLUES	14	68.0	0:10.91	1:10.82 [10]	0:56.33 [12]	0:45.30 [12]	0:34.39 [13]	0:23.34 [13]	0:12.10 [14]	5.17L	0:34.39	+3
		Aidan Holt		600m	800m	(0:14.49)	(0:11.03)	(0:10.91)	(0:11.05)	(0:11.24)	(0:12.10)			

Scratched: Noble Attack (#6)



Townsville Professional
Race 5: OLEX BENCHMARK 55 Handicap - 1200m
07 June 2025 - 15:36



Track Rating: Soft 5, Weather: Fine, Rail Position: True Entire Course.

Section						Overall	1000m	800m	600m	400m	200m	Last 600m		
Field Times						1:09.94 (0:13.61)	0:56.33 (0:10.79)	0:45.54 (0:10.76)	0:34.78 (0:11.21)	0:23.57 (0:11.40)	0:12.17 (0:12.17)	0:34.78		
Rank	TAB	Horse/Jockey	Barrier	Top Speed [km/h]	Fastest Section								Margin	Distance Travelled [m]
11	1	READY TO PARDON	6	68.7	0:10.65	1:10.86 [11]	0:57.10 [2]	0:46.45 [2]	0:35.70 [1]	0:24.49 [1]	0:12.91 [2]	5.42L	0:35.70	-5
		Ashley Butler		1000m	1000m	(0:13.76)	(0:10.65)	(0:10.75)	(0:11.21)	(0:11.58)	(0:12.91)			
12	9	FINANCE PARTNER	4	68.2	0:10.80	1:11.15 [12]	0:57.32 [5]	0:46.52 [4]	0:35.56 [4]	0:24.37 [4]	0:12.59 [11]	7.13L	0:35.56	+5
		Tasha Chambers		1000m	1000m	(0:13.83)	(0:10.80)	(0:10.96)	(0:11.19)	(0:11.78)	(0:12.59)			
13	13	REDAVNI	3	68.5	0:10.90	1:11.15 [13]	0:57.36 [3]	0:46.43 [6]	0:35.53 [6]	0:24.34 [5]	0:12.83 [4]	7.13L	0:35.53	+0
		Adam Sewell		1000m	800m	(0:13.79)	(0:10.93)	(0:10.90)	(0:11.19)	(0:11.51)	(0:12.83)			
14	10	LASER BEAM	8	68.4	0:10.70	1:11.25 [14]	0:57.38 [6]	0:46.68 [3]	0:35.75 [3]	0:24.58 [3]	0:12.82 [9]	7.69L	0:35.75	+2
		Chris Meehan		1000m	1000m	(0:13.87)	(0:10.70)	(0:10.93)	(0:11.17)	(0:11.76)	(0:12.82)			
15	12	GRINZINGER BURG	15	68.1	0:10.89	1:11.62 [15]	0:57.04 [14]	0:45.75 [14]	0:34.86 [15]	0:23.74 [15]	0:12.29 [15]	9.87L	0:34.86	+7
		Isabella Teh		800m	800m	(0:14.58)	(0:11.29)	(0:10.89)	(0:11.12)	(0:11.45)	(0:12.29)			

Scratched: Noble Attack (#6)



Horse/Jockey Name	Super Fast
Final Rank	1
Fastest Section Time (Section)	0:10.79 (1000m)
Top Speed [km/h] (Section)	68.6 (Overall)
Race State	Finished



TownsvilleProfessional

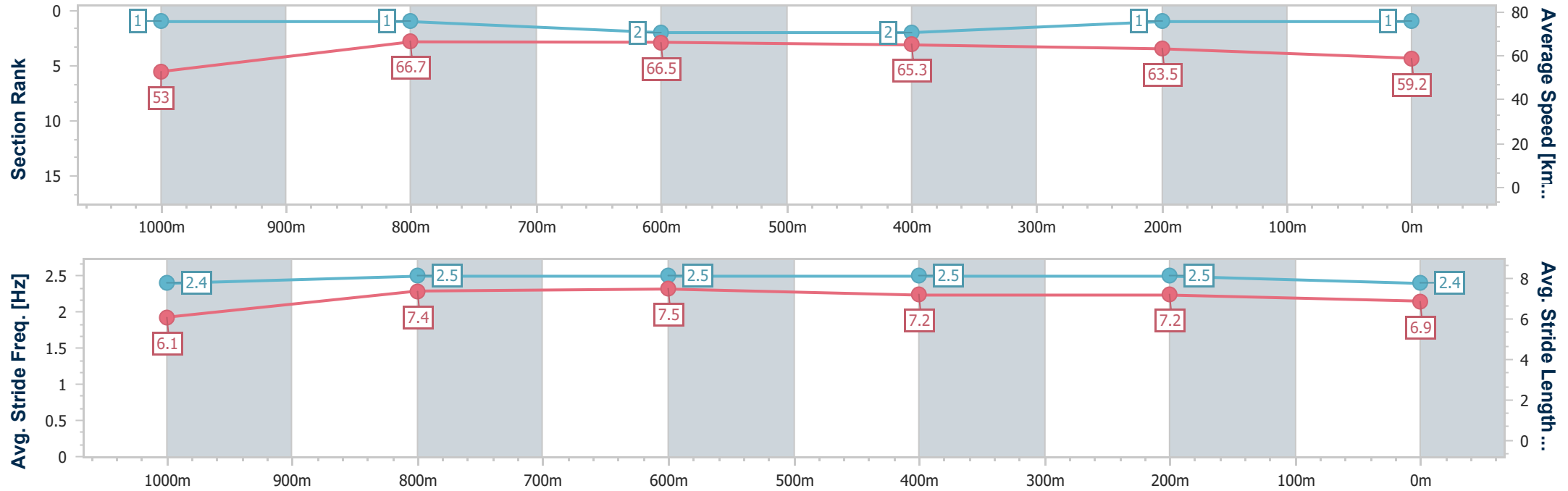
Race 5: OLEX BENCHMARK 55 Handicap - 1200m

07 June 2025 - 15:36

Track Rating: Soft 5, Weather: Fine, Rail Position: True Entire Course.



Section	Overall	1000m	800m	600m	400m	200m							
Section Times	1:09.94 [1] (0:13.61)	0:56.33 [1] (0:10.79)	0:45.54 [1] (0:10.88)	0:34.66 [2] (0:11.13)	0:23.53 [2] (0:11.36)	0:12.17 [1] (0:12.17)							
Average Speed [km/h]	53.0	66.7	66.5	65.3	63.5	59.2							
Top Speed [km/h]	68.6	67.7	67.7	66.4	64.6	61.5							
Avg. Dist. to Rail [m]	5.0	0.3	0.7	1.8	1.2	0.5							
Avg. Stride Freq. [Hz]	2.4	2.5	2.5	2.5	2.5	2.4							
Avg. Stride Length [m]	6.1	7.4	7.5	7.2	7.2	6.9							





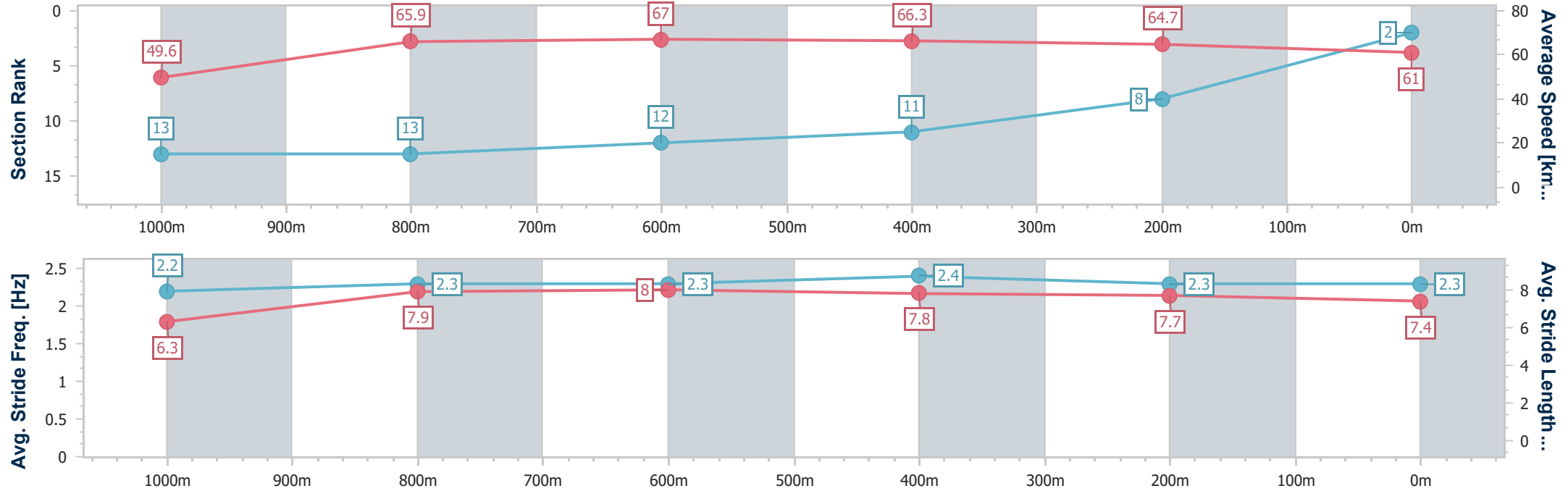
Horse/Jockey Name	Tymon
Final Rank	2
Fastest Section Time (Section)	0:10.76 (800m)
Top Speed [km/h] (Section)	68.2 (800m)
Race State	Finished



TownsvilleProfessional
Race 5: OLEX BENCHMARK 55 Handicap - 1200m
07 June 2025 - 15:36
Track Rating: Soft 5, Weather: Fine, Rail Position: True Entire Course.



Section	Overall	1000m	800m	600m	400m	200m								
Section Times	1:10.22 [2] (0:14.57)	0:55.65 [13] (0:10.97)	0:44.68 [13] (0:10.76)	0:33.92 [12] (0:10.91)	0:23.01 [11] (0:11.20)	0:11.81 [8] (0:11.81)								
Average Speed [km/h]	49.6	65.9	67.0	66.3	64.7	61.0								
Top Speed [km/h]	64.5	67.9	68.2	68.1	66.2	63.4								
Avg. Dist. to Rail [m]	8.5	0.7	0.2	1.1	5.4	6.6								
Avg. Stride Freq. [Hz]	2.2	2.3	2.3	2.4	2.3	2.3								
Avg. Stride Length [m]	6.3	7.9	8.0	7.8	7.7	7.4								





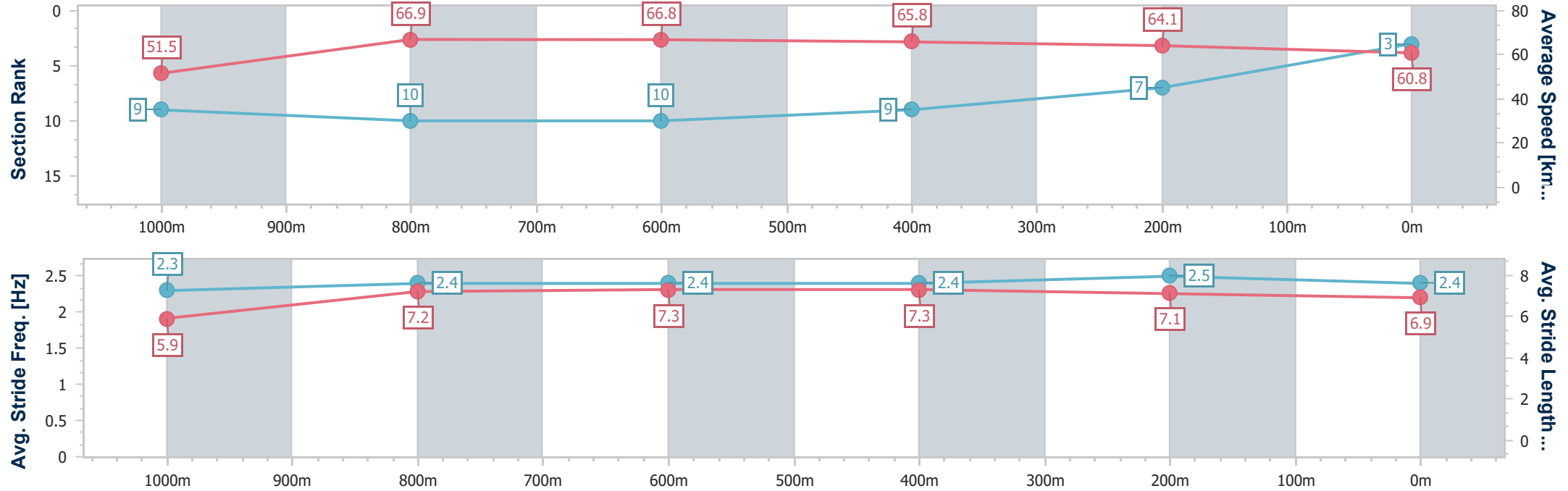
Horse/Jockey Name	Substance
Final Rank	3
Fastest Section Time (Section)	0:10.93 (800m)
Top Speed [km/h] (Section)	67.9 (1000m)
Race State	Finished



TownsvilleProfessional
Race 5: OLEX BENCHMARK 55 Handicap - 1200m
07 June 2025 - 15:36
Track Rating: Soft 5, Weather: Fine, Rail Position: True Entire Course.



Section	Overall	1000m	800m	600m	400m	200m							
Section Times	1:10.26 [3] (0:14.02)	0:56.24 [9] (0:10.97)	0:45.27 [10] (0:10.93)	0:34.34 [10] (0:11.11)	0:23.23 [9] (0:11.35)	0:11.88 [7] (0:11.88)							
Average Speed [km/h]	51.5	66.9	66.8	65.8	64.1	60.8							
Top Speed [km/h]	65.9	67.9	67.4	67.2	65.3	62.9							
Avg. Dist. to Rail [m]	5.1	3.4	3.3	2.9	7.2	7.9							
Avg. Stride Freq. [Hz]	2.3	2.4	2.4	2.4	2.5	2.4							
Avg. Stride Length [m]	5.9	7.2	7.3	7.3	7.1	6.9							





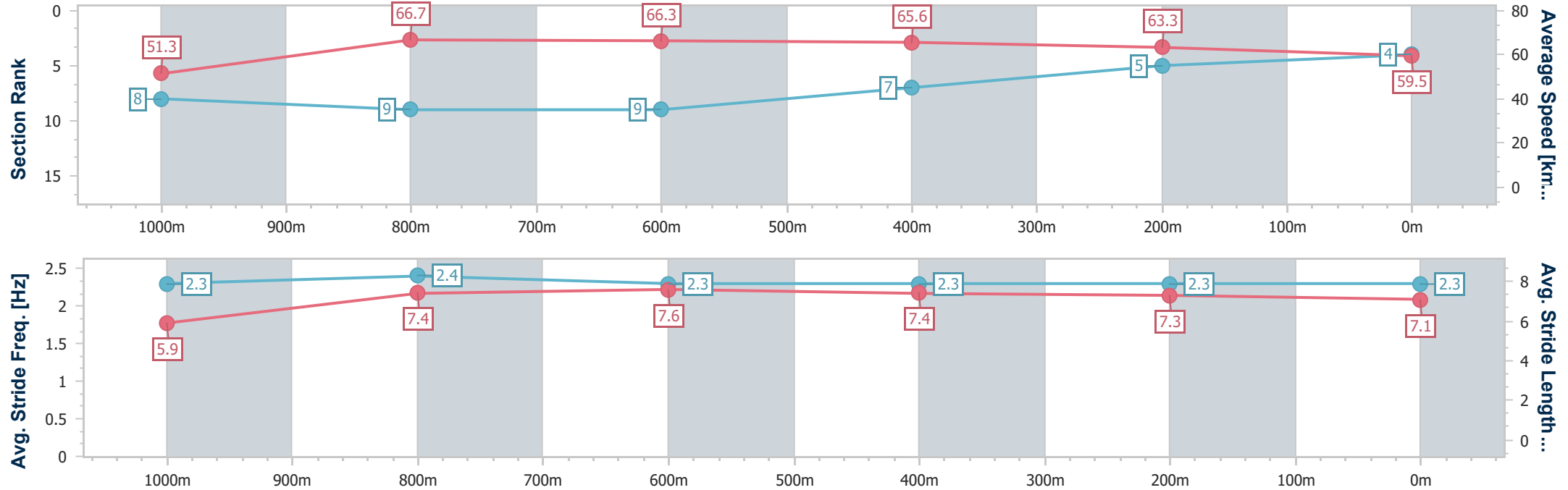
Horse/Jockey Name	Mishani Aviator
Final Rank	4
Fastest Section Time (Section)	0:10.87 (1000m)
Top Speed [km/h] (Section)	68.0 (1000m)
Race State	Finished



Townsville Professional
Race 5: OLEX BENCHMARK 55 Handicap - 1200m
07 June 2025 - 15:36
Track Rating: Soft 5, Weather: Fine, Rail Position: True Entire Course.



Section	Overall	1000m	800m	600m	400m	200m							
Section Times	1:10.42 [4] (0:14.02)	0:56.40 [8] (0:10.87)	0:45.53 [9] (0:10.96)	0:34.57 [9] (0:11.07)	0:23.50 [7] (0:11.42)	0:12.08 [5] (0:12.08)							
Average Speed [km/h]	51.3	66.7	66.3	65.6	63.3	59.5							
Top Speed [km/h]	67.0	68.0	66.9	66.6	65.1	62.4							
Avg. Dist. to Rail [m]	1.6	1.5	1.9	1.8	2.3	3.2							
Avg. Stride Freq. [Hz]	2.3	2.4	2.3	2.3	2.3	2.3							
Avg. Stride Length [m]	5.9	7.4	7.6	7.4	7.3	7.1							





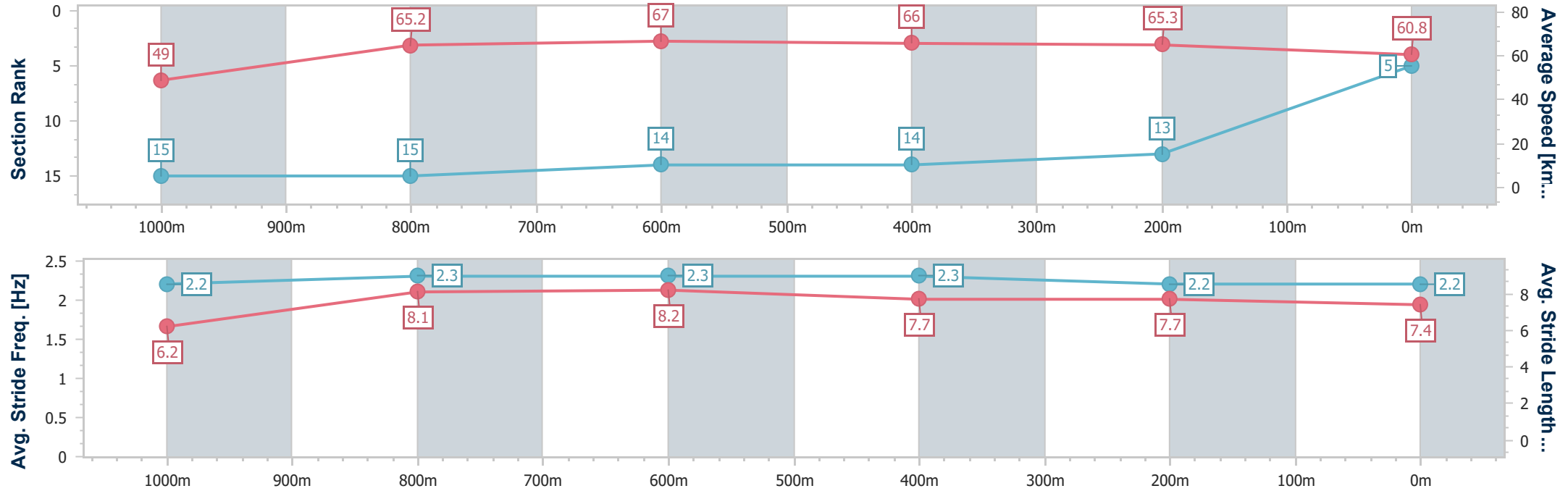
Horse/Jockey Name	Store Beach
Final Rank	5
Fastest Section Time (Section)	0:10.78 (800m)
Top Speed [km/h] (Section)	68.4 (800m)
Race State	Finished



Townsville Professional
Race 5: OLEX BENCHMARK 55 Handicap - 1200m
07 June 2025 - 15:36
Track Rating: Soft 5, Weather: Fine, Rail Position: True Entire Course.



Section	Overall	1000m	800m	600m	400m	200m							
Section Times	1:10.53 [5] (0:14.81)	0:55.72 [15] (0:11.11)	0:44.61 [15] (0:10.78)	0:33.83 [14] (0:10.95)	0:22.88 [14] (0:11.05)	0:11.83 [13] (0:11.83)							
Average Speed [km/h]	49.0	65.2	67.0	66.0	65.3	60.8							
Top Speed [km/h]	63.4	67.9	68.4	67.3	66.1	64.0							
Avg. Dist. to Rail [m]	12.4	1.6	0.4	1.2	1.9	1.9							
Avg. Stride Freq. [Hz]	2.2	2.3	2.3	2.3	2.2	2.2							
Avg. Stride Length [m]	6.2	8.1	8.2	7.7	7.7	7.4							





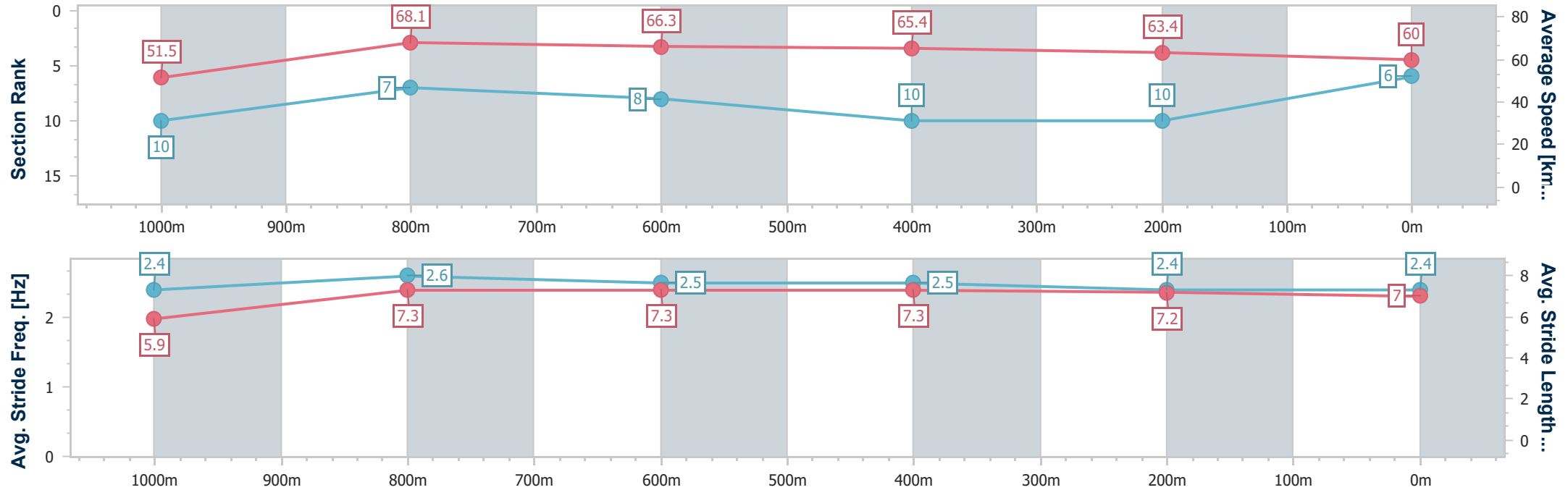
Horse/Jockey Name	Chirography
Final Rank	6
Fastest Section Time (Section)	0:10.71 (1000m)
Top Speed [km/h] (Section)	70.1 (1000m)
Race State	Finished



TownsvilleProfessional
Race 5: OLEX BENCHMARK 55 Handicap - 1200m
07 June 2025 - 15:36
Track Rating: Soft 5, Weather: Fine, Rail Position: True Entire Course.



Section	Overall	1000m	800m	600m	400m	200m							
Section Times	1:10.54 [6] (0:14.03)	0:56.51 [10] (0:10.71)	0:45.80 [7] (0:11.08)	0:34.72 [8] (0:11.26)	0:23.46 [10] (0:11.45)	0:12.01 [10] (0:12.01)							
Average Speed [km/h]	51.5	68.1	66.3	65.4	63.4	60.0							
Top Speed [km/h]	66.6	70.1	67.8	66.4	65.5	61.1							
Avg. Dist. to Rail [m]	6.6	2.7	3.9	4.6	4.8	6.9							
Avg. Stride Freq. [Hz]	2.4	2.6	2.5	2.5	2.4	2.4							
Avg. Stride Length [m]	5.9	7.3	7.3	7.3	7.2	7.0							





Horse/Jockey Name	Hit Snooze
Final Rank	7
Fastest Section Time (Section)	0:10.86 (1000m)
Top Speed [km/h] (Section)	68.7 (1000m)
Race State	Finished



TownsvilleProfessional

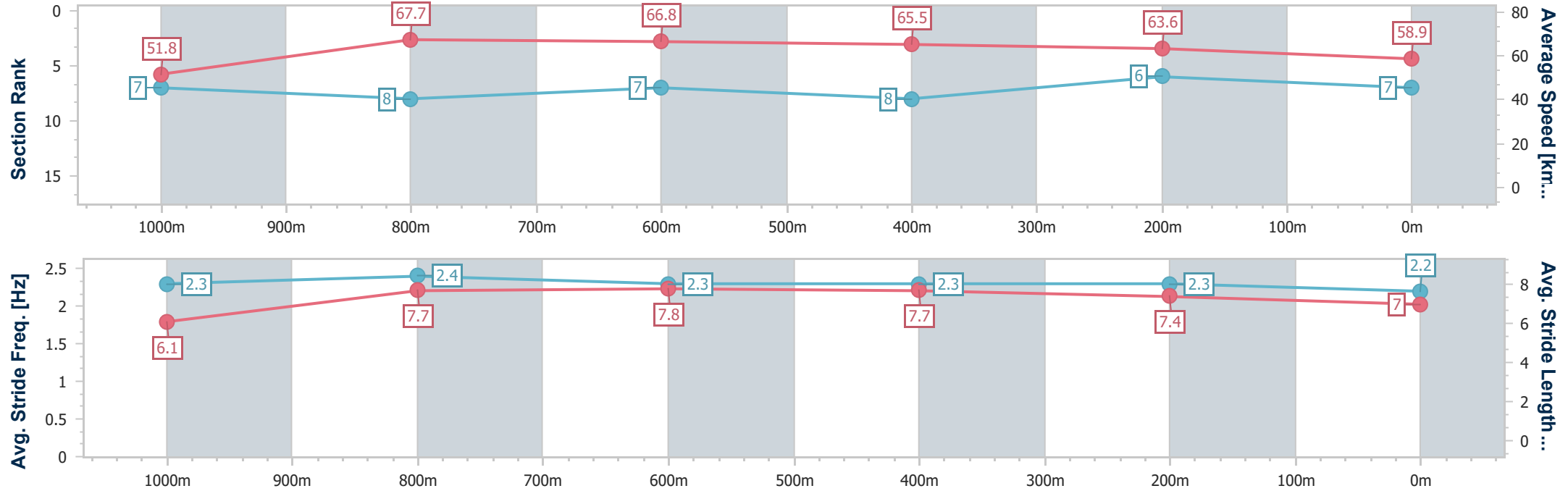
Race 5: OLEX BENCHMARK 55 Handicap - 1200m

07 June 2025 - 15:36

Track Rating: Soft 5, Weather: Fine, Rail Position: True Entire Course.



Section	Overall	1000m	800m	600m	400m	200m							
Section Times	1:10.61 [7] (0:13.98)	0:56.63 [7] (0:10.86)	0:45.77 [8] (0:10.97)	0:34.80 [7] (0:11.17)	0:23.63 [8] (0:11.39)	0:12.24 [6] (0:12.24)							
Average Speed [km/h]	51.8	67.7	66.8	65.5	63.6	58.9							
Top Speed [km/h]	66.6	68.7	68.3	66.8	65.2	61.8							
Avg. Dist. to Rail [m]	9.6	4.5	3.5	3.3	4.2	4.9							
Avg. Stride Freq. [Hz]	2.3	2.4	2.3	2.3	2.3	2.2							
Avg. Stride Length [m]	6.1	7.7	7.8	7.7	7.4	7.0							





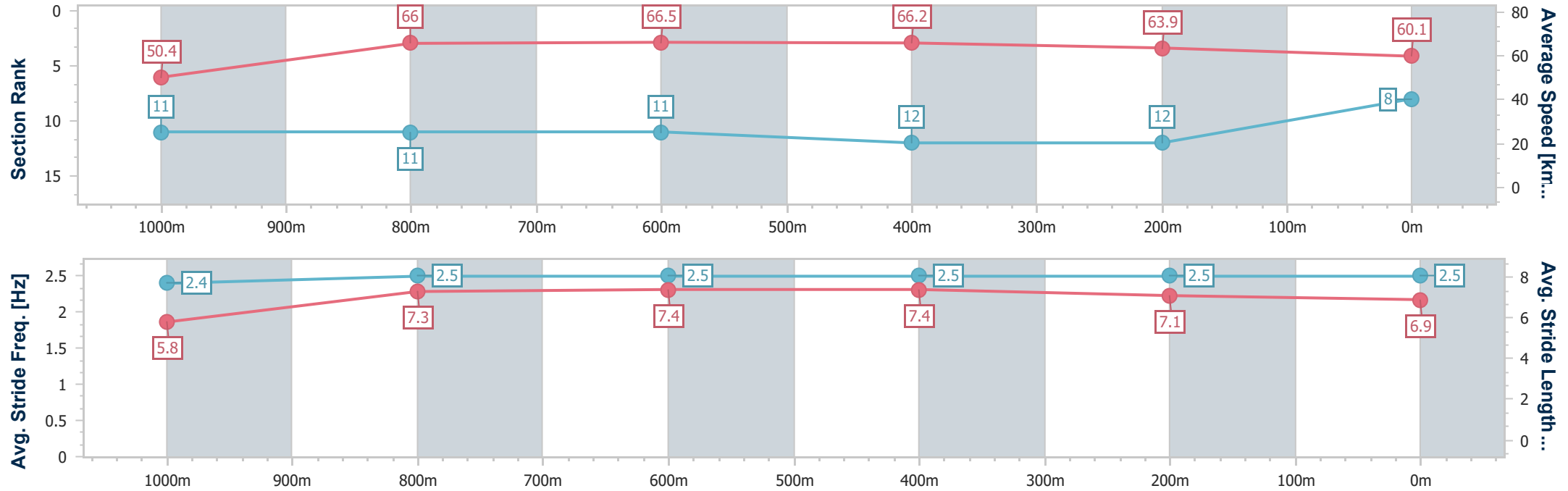
Horse/Jockey Name	Our Folly
Final Rank	8
Fastest Section Time (Section)	0:10.93 (800m)
Top Speed [km/h] (Section)	68.5 (600m)
Race State	Finished



TownsvilleProfessional
Race 5: OLEX BENCHMARK 55 Handicap - 1200m
07 June 2025 - 15:36
Track Rating: Soft 5, Weather: Fine, Rail Position: True Entire Course.



Section	Overall	1000m	800m	600m	400m	200m							
Section Times	1:10.63 [8] (0:14.36)	0:56.27 [11] (0:11.00)	0:45.27 [11] (0:10.93)	0:34.34 [11] (0:10.99)	0:23.35 [12] (0:11.39)	0:11.96 [12] (0:11.96)							
Average Speed [km/h]	50.4	66.0	66.5	66.2	63.9	60.1							
Top Speed [km/h]	63.8	67.3	67.9	68.5	65.3	62.4							
Avg. Dist. to Rail [m]	7.7	2.1	1.8	2.2	6.4	7.9							
Avg. Stride Freq. [Hz]	2.4	2.5	2.5	2.5	2.5	2.5							
Avg. Stride Length [m]	5.8	7.3	7.4	7.4	7.1	6.9							





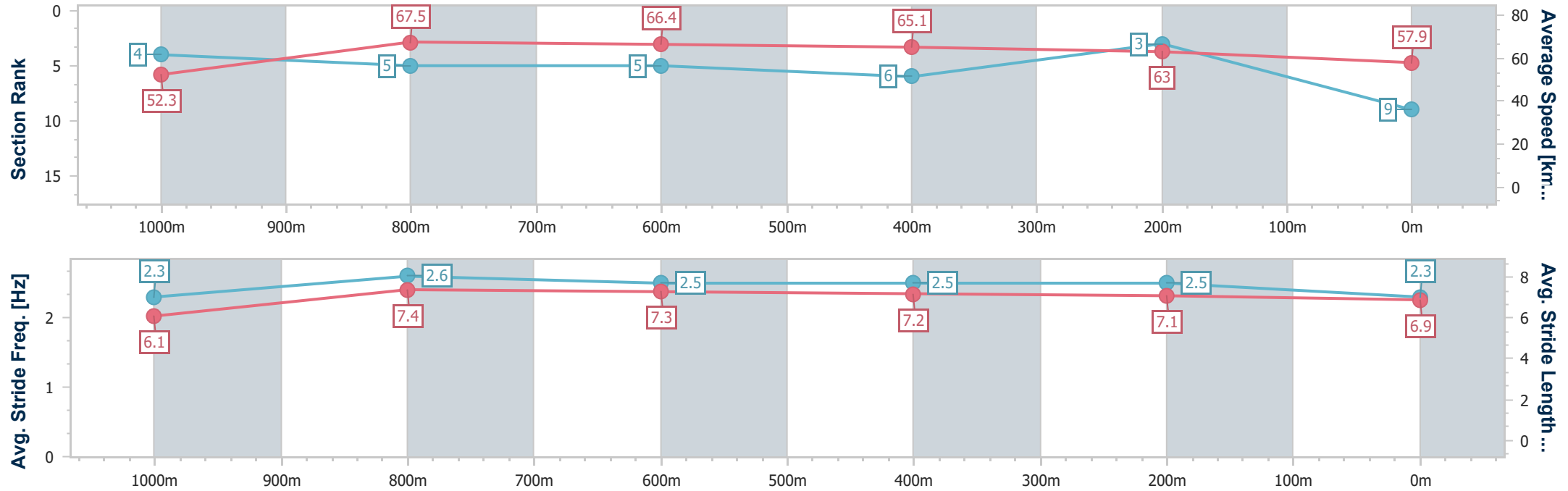
Horse/Jockey Name	The Sherpa
Final Rank	9
Fastest Section Time (Section)	0:10.83 (1000m)
Top Speed [km/h] (Section)	69.5 (1000m)
Race State	Finished



TownsvilleProfessional
Race 5: OLEX BENCHMARK 55 Handicap - 1200m
07 June 2025 - 15:36
Track Rating: Soft 5, Weather: Fine, Rail Position: True Entire Course.



Section	Overall	1000m	800m	600m	400m	200m							
Section Times	1:10.75 [9] (0:13.82)	0:56.93 [4] (0:10.83)	0:46.10 [5] (0:10.95)	0:35.15 [5] (0:11.22)	0:23.93 [6] (0:11.49)	0:12.44 [3] (0:12.44)							
Average Speed [km/h]	52.3	67.5	66.4	65.1	63.0	57.9							
Top Speed [km/h]	67.4	69.5	67.1	66.6	64.9	61.7							
Avg. Dist. to Rail [m]	7.6	3.5	1.9	2.7	4.0	4.6							
Avg. Stride Freq. [Hz]	2.3	2.6	2.5	2.5	2.5	2.3							
Avg. Stride Length [m]	6.1	7.4	7.3	7.2	7.1	6.9							





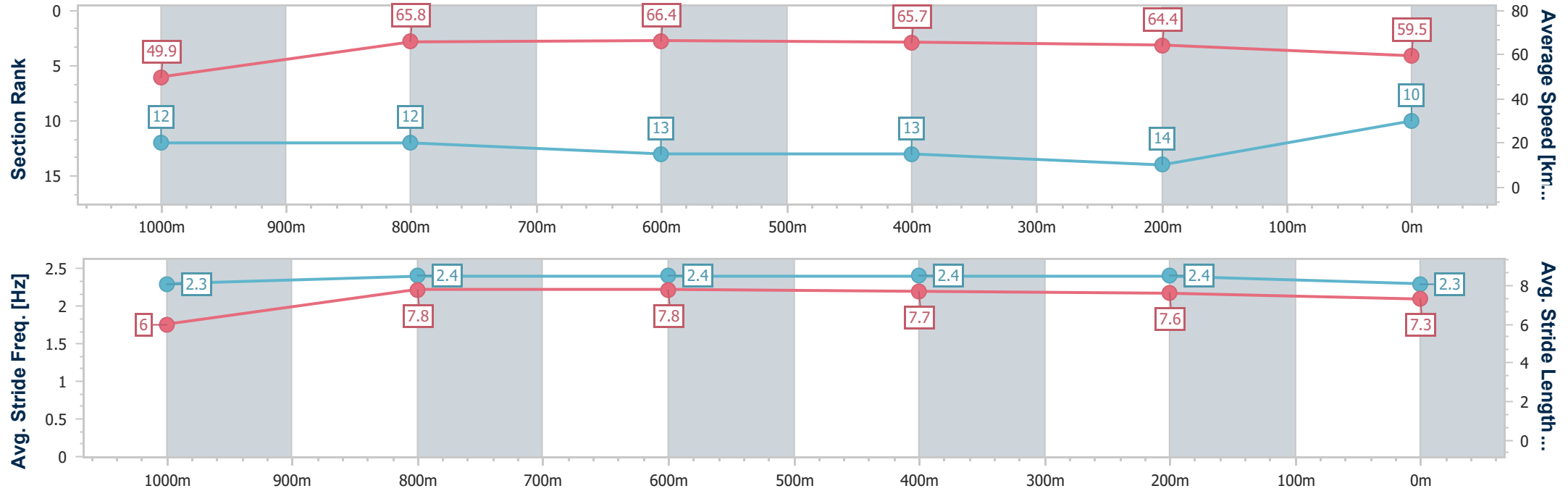
Horse/Jockey Name	Al Ras Blues
Final Rank	10
Fastest Section Time (Section)	0:10.91 (800m)
Top Speed [km/h] (Section)	68.0 (600m)
Race State	Finished



TownsvilleProfessional
Race 5: OLEX BENCHMARK 55 Handicap - 1200m
07 June 2025 - 15:36
Track Rating: Soft 5, Weather: Fine, Rail Position: True Entire Course.



Section	Overall	1000m	800m	600m	400m	200m							
Section Times	1:10.82 [10] (0:14.49)	0:56.33 [12] (0:11.03)	0:45.30 [12] (0:10.91)	0:34.39 [13] (0:11.05)	0:23.34 [13] (0:11.24)	0:12.10 [14] (0:12.10)							
Average Speed [km/h]	49.9	65.8	66.4	65.7	64.4	59.5							
Top Speed [km/h]	65.2	67.3	67.8	68.0	65.7	62.4							
Avg. Dist. to Rail [m]	9.4	1.5	1.4	1.8	3.6	7.7							
Avg. Stride Freq. [Hz]	2.3	2.4	2.4	2.4	2.4	2.3							
Avg. Stride Length [m]	6.0	7.8	7.8	7.7	7.6	7.3							





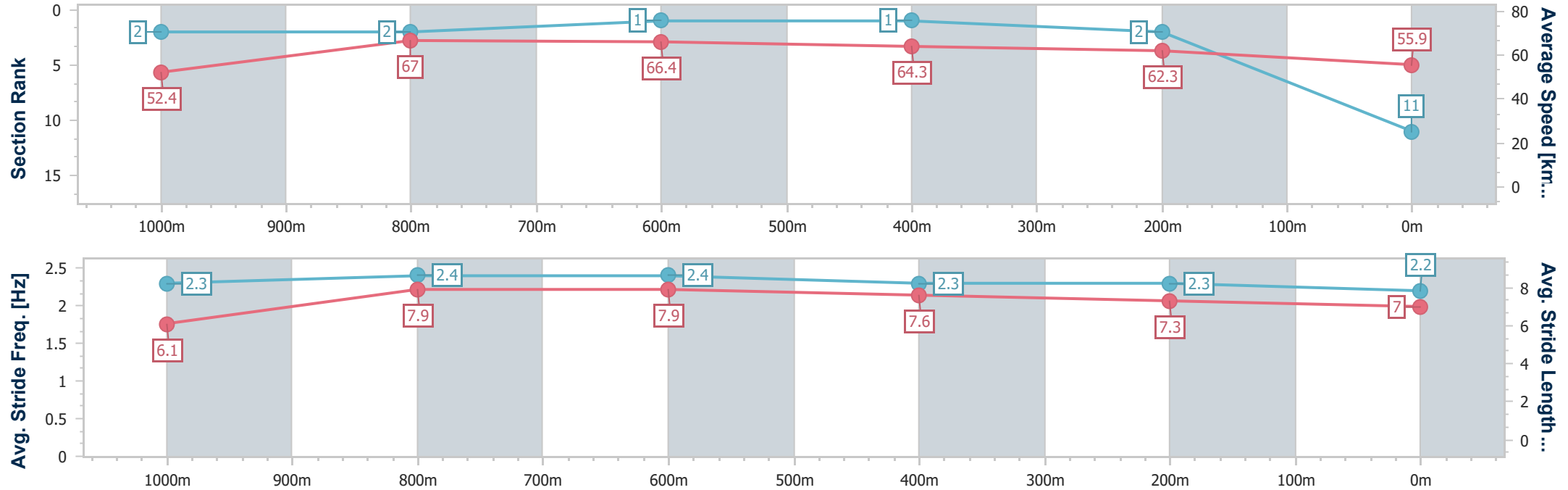
Horse/Jockey Name	Ready To Pardon
Final Rank	11
Fastest Section Time (Section)	0:10.65 (1000m)
Top Speed [km/h] (Section)	68.7 (1000m)
Race State	Finished



TownsvilleProfessional
Race 5: OLEX BENCHMARK 55 Handicap - 1200m
07 June 2025 - 15:36
Track Rating: Soft 5, Weather: Fine, Rail Position: True Entire Course.



Section	Overall	1000m	800m	600m	400m	200m							
Section Times	1:10.86 [11] (0:13.76)	0:57.10 [2] (0:10.65)	0:46.45 [2] (0:10.75)	0:35.70 [1] (0:11.21)	0:24.49 [1] (0:11.58)	0:12.91 [2] (0:12.91)							
Average Speed [km/h]	52.4	67.0	66.4	64.3	62.3	55.9							
Top Speed [km/h]	68.2	68.7	68.2	66.3	64.3	59.2							
Avg. Dist. to Rail [m]	3.4	1.7	1.8	0.9	1.4	1.3							
Avg. Stride Freq. [Hz]	2.3	2.4	2.4	2.3	2.3	2.2							
Avg. Stride Length [m]	6.1	7.9	7.9	7.6	7.3	7.0							





Horse/Jockey Name	Finance Partner
Final Rank	12
Fastest Section Time (Section)	0:10.80 (1000m)
Top Speed [km/h] (Section)	68.2 (1000m)
Race State	Finished



TownsvilleProfessional

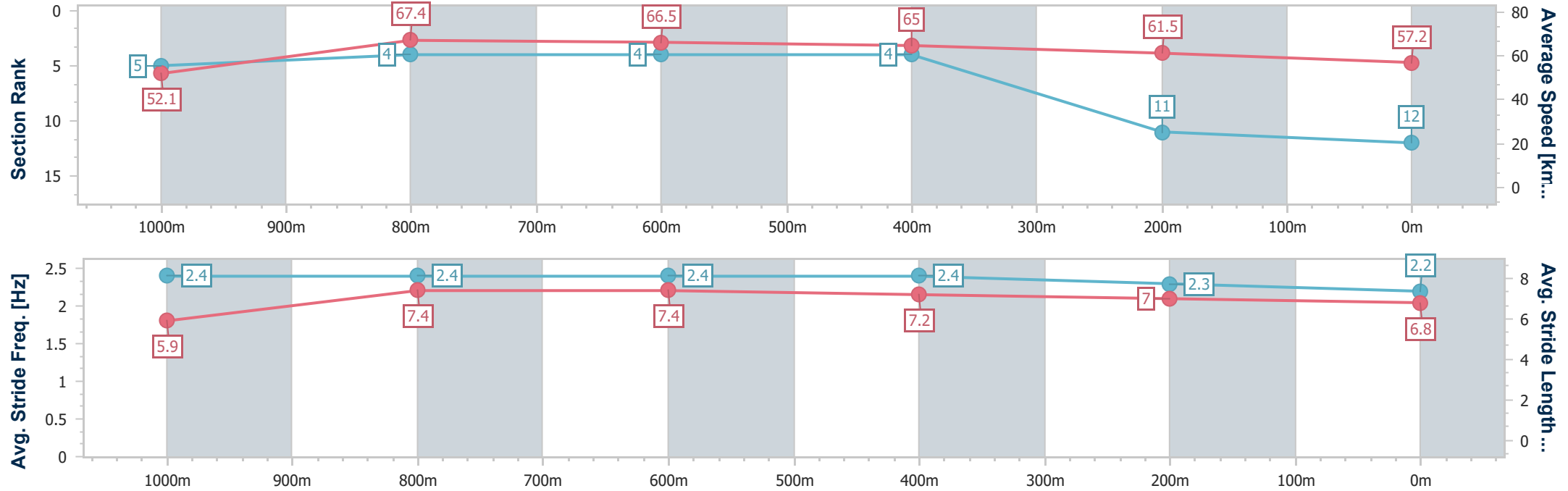
Race 5: OLEX BENCHMARK 55 Handicap - 1200m

07 June 2025 - 15:36

Track Rating: Soft 5, Weather: Fine, Rail Position: True Entire Course.



Section	Overall	1000m	800m	600m	400m	200m								
Section Times	1:11.15 [12] (0:13.83)	0:57.32 [5] (0:10.80)	0:46.52 [4] (0:10.96)	0:35.56 [4] (0:11.19)	0:24.37 [4] (0:11.78)	0:12.59 [11] (0:12.59)								
Average Speed [km/h]	52.1	67.4	66.5	65.0	61.5	57.2								
Top Speed [km/h]	66.8	68.2	67.5	66.3	64.0	59.0								
Avg. Dist. to Rail [m]	3.0	2.2	2.8	2.5	2.2	3.4								
Avg. Stride Freq. [Hz]	2.4	2.4	2.4	2.4	2.3	2.2								
Avg. Stride Length [m]	5.9	7.4	7.4	7.2	7.0	6.8								





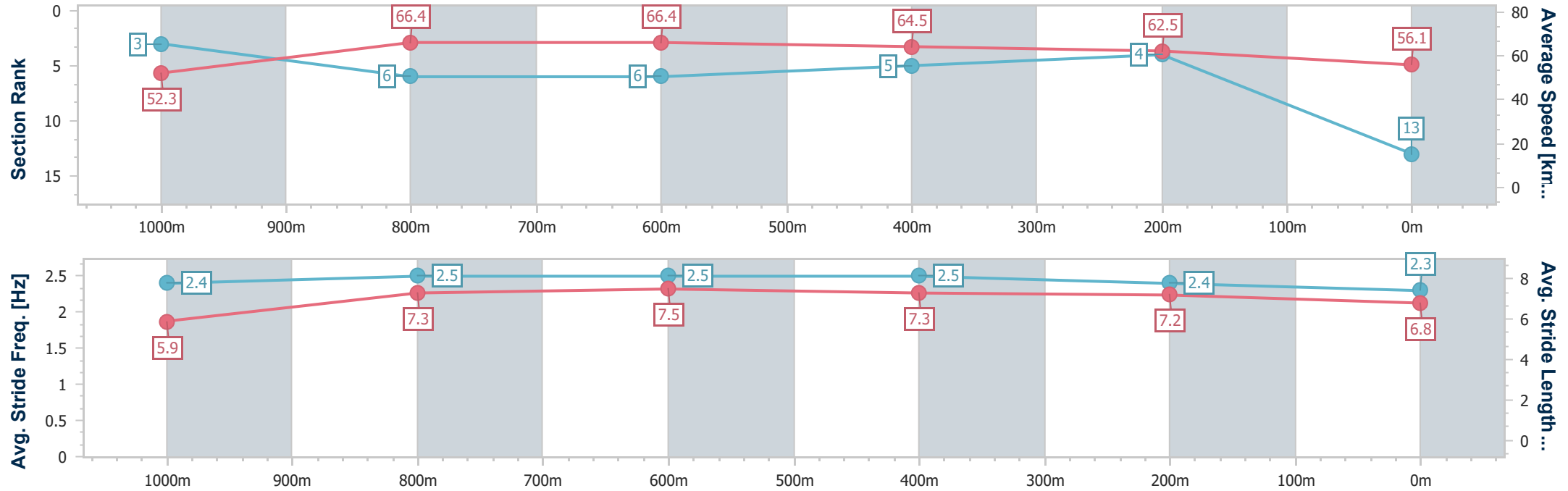
Horse/Jockey Name	Redavni
Final Rank	13
Fastest Section Time (Section)	0:10.90 (800m)
Top Speed [km/h] (Section)	68.5 (1000m)
Race State	Finished



Townsville Professional
Race 5: OLEX BENCHMARK 55 Handicap - 1200m
07 June 2025 - 15:36
Track Rating: Soft 5, Weather: Fine, Rail Position: True Entire Course.



Section	Overall	1000m	800m	600m	400m	200m							
Section Times	1:11.15 [13] (0:13.79)	0:57.36 [3] (0:10.93)	0:46.43 [6] (0:10.90)	0:35.53 [6] (0:11.19)	0:24.34 [5] (0:11.51)	0:12.83 [4] (0:12.83)							
Average Speed [km/h]	52.3	66.4	66.4	64.5	62.5	56.1							
Top Speed [km/h]	66.6	68.5	67.1	67.0	64.8	60.9							
Avg. Dist. to Rail [m]	3.0	1.9	0.7	0.7	0.6	1.4							
Avg. Stride Freq. [Hz]	2.4	2.5	2.5	2.5	2.4	2.3							
Avg. Stride Length [m]	5.9	7.3	7.5	7.3	7.2	6.8							





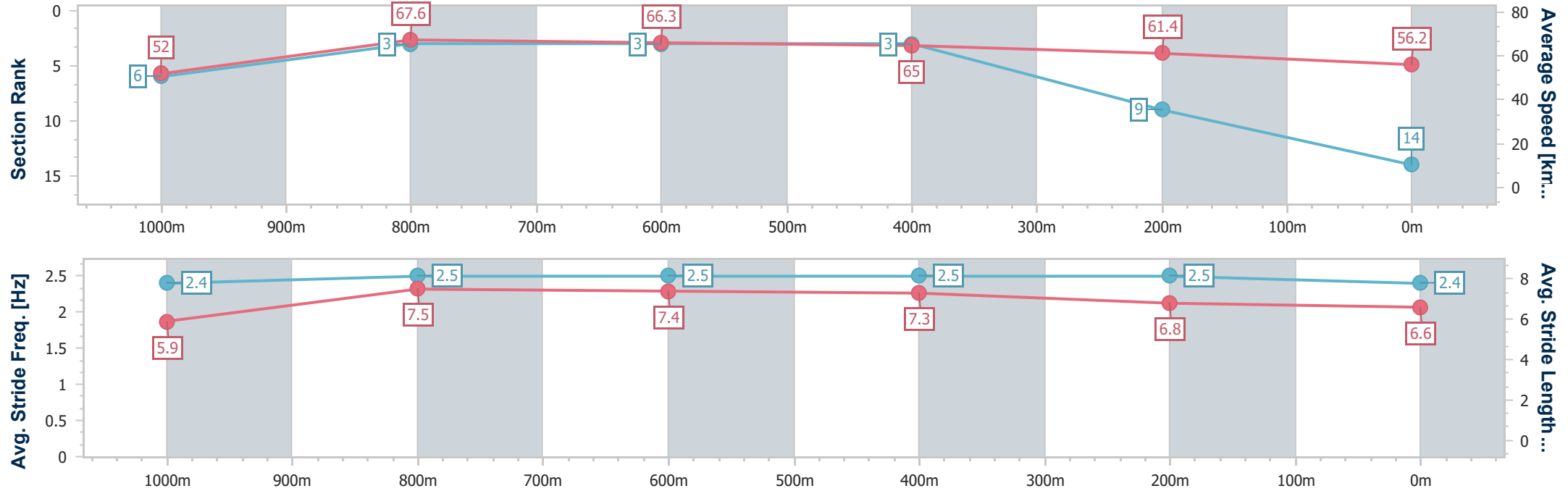
Horse/Jockey Name	Laser Beam
Final Rank	14
Fastest Section Time (Section)	0:10.70 (1000m)
Top Speed [km/h] (Section)	68.4 (1000m)
Race State	Finished



Townsville Professional
Race 5: OLEX BENCHMARK 55 Handicap - 1200m
07 June 2025 - 15:36
Track Rating: Soft 5, Weather: Fine, Rail Position: True Entire Course.



Section	Overall	1000m	800m	600m	400m	200m							
Section Times	1:11.25 [14] (0:13.87)	0:57.38 [6] (0:10.70)	0:46.68 [3] (0:10.93)	0:35.75 [3] (0:11.17)	0:24.58 [3] (0:11.76)	0:12.82 [9] (0:12.82)							
Average Speed [km/h]	52.0	67.6	66.3	65.0	61.4	56.2							
Top Speed [km/h]	66.9	68.4	67.5	67.2	63.8	58.8							
Avg. Dist. to Rail [m]	5.2	1.2	1.3	1.6	3.1	4.6							
Avg. Stride Freq. [Hz]	2.4	2.5	2.5	2.5	2.5	2.4							
Avg. Stride Length [m]	5.9	7.5	7.4	7.3	6.8	6.6							





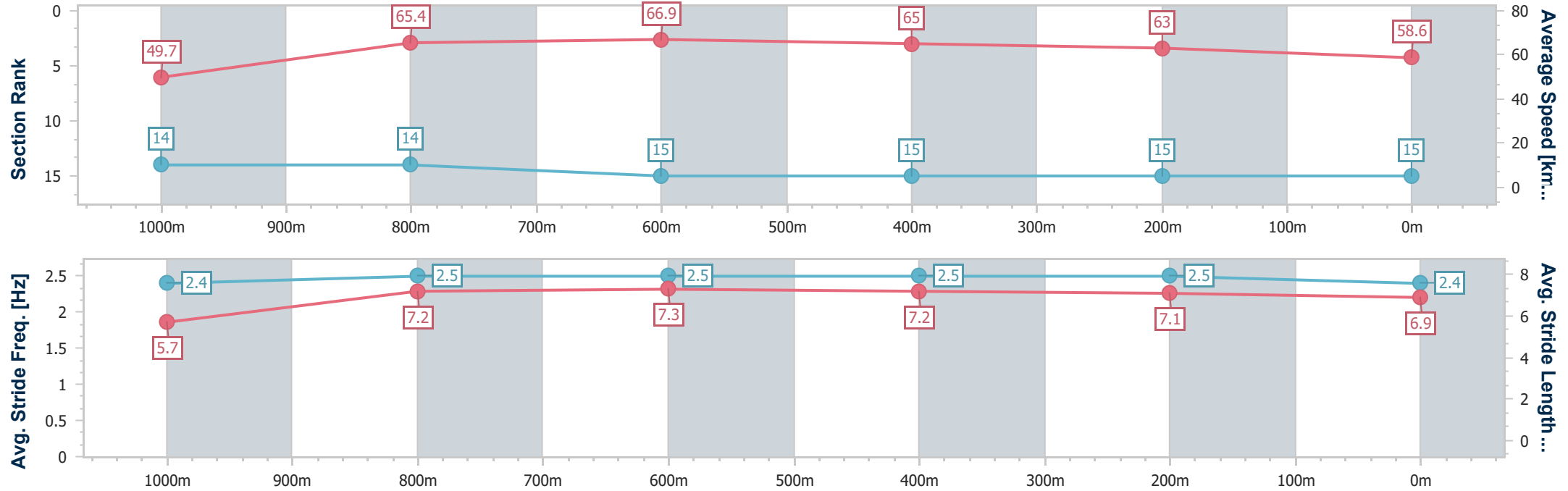
Horse/Jockey Name	Grinzinger Burg
Final Rank	15
Fastest Section Time (Section)	0:10.89 (800m)
Top Speed [km/h] (Section)	68.1 (800m)
Race State	Finished



TownsvilleProfessional
Race 5: OLEX BENCHMARK 55 Handicap - 1200m
07 June 2025 - 15:36
Track Rating: Soft 5, Weather: Fine, Rail Position: True Entire Course.



Section	Overall	1000m	800m	600m	400m	200m							
Section Times	1:11.62 [15] (0:14.58)	0:57.04 [14] (0:11.29)	0:45.75 [14] (0:10.89)	0:34.86 [15] (0:11.12)	0:23.74 [15] (0:11.45)	0:12.29 [15] (0:12.29)							
Average Speed [km/h]	49.7	65.4	66.9	65.0	63.0	58.6							
Top Speed [km/h]	63.4	67.3	68.1	66.4	63.6	61.6							
Avg. Dist. to Rail [m]	12.1	5.4	2.6	0.7	1.3	4.5							
Avg. Stride Freq. [Hz]	2.4	2.5	2.5	2.5	2.5	2.4							
Avg. Stride Length [m]	5.7	7.2	7.3	7.2	7.1	6.9							





TownsvilleProfessional

Race 6: LAWRENCE & HANSON QTIS 2YO CLASSIC - 1200m

07 June 2025 - 16:09



Track Rating: Soft 5, Weather: Overcast, Rail Position: True Entire Course.

Section						Overall	1000m	800m	600m	400m	200m	Last 600m		
Field Times						1:09.59 (0:13.61)	0:55.98 (0:10.90)	0:45.08 (0:11.04)	0:34.04 (0:11.20)	0:22.84 (0:11.17)	0:11.67 (0:11.67)	0:34.04		
Rank	TAB	Horse/Jockey	Barrier	Top Speed [km/h]	Fastest Section							Margin	Distance Travelled [m]	
1	12	SHEZA ALIBI	3	67.1	0:11.05	1:09.59 [1]	0:55.61 [6]	0:44.55 [6]	0:33.38 [7]	0:22.33 [7]	0:11.24 [3]	1:09.59	0:33.38	
		Tasha Chambers		Overall	600m	(0:13.98)	(0:11.06)	(0:11.17)	(0:11.05)	(0:11.09)	(0:11.24)			
2	2	SATISFIED MUGS	11	69.6	0:10.83	1:09.82 [2]	0:56.14 [2]	0:45.31 [1]	0:34.27 [1]	0:23.07 [1]	0:11.90 [1]	1.39L	0:34.27	-6
		Ashley Butler		Overall	1000m	(0:13.68)	(0:10.83)	(0:11.04)	(0:11.20)	(0:11.17)	(0:11.90)			
3	4	BANG STICK	9	67.6	0:10.96	1:09.96 [3]	0:55.72 [10]	0:44.76 [10]	0:33.54 [10]	0:22.48 [8]	0:11.44 [5]	2.21L	0:33.54	+4
		Ryan Wiggins		1000m	1000m	(0:14.24)	(0:10.96)	(0:11.22)	(0:11.06)	(0:11.04)	(0:11.44)			
4	8	BLUISH HUE	8	66.7	0:11.01	1:10.34 [4]	0:56.03 [11]	0:44.97 [11]	0:33.83 [11]	0:22.82 [9]	0:11.65 [9]	4.4L	0:33.83	-5
		Adam Sewell		Overall	600m	(0:14.31)	(0:11.06)	(0:11.14)	(0:11.01)	(0:11.17)	(0:11.65)			
5	1	SARAQAEI	2	67.7	0:11.09	1:10.35 [5]	0:56.61 [4]	0:45.52 [5]	0:34.38 [5]	0:23.27 [5]	0:11.70 [7]	4.47L	0:34.38	+1
		Warwick Satherley		Overall	1000m	(0:13.74)	(0:11.09)	(0:11.14)	(0:11.11)	(0:11.57)	(0:11.70)			
6	11	FABULEAN	5	67.1	0:10.94	1:10.39 [6]	0:56.38 [7]	0:45.32 [8]	0:34.15 [8]	0:23.21 [6]	0:12.09 [2]	4.74L	0:34.15	+4
		Olivia Kendal		600m	600m	(0:14.01)	(0:11.06)	(0:11.17)	(0:10.94)	(0:11.12)	(0:12.09)			
7	10	GOLD CLASSIC	6	67.3	0:11.06	1:10.94 [7]	0:57.19 [5]	0:46.13 [4]	0:35.03 [4]	0:23.93 [4]	0:12.46 [4]	7.93L	0:35.03	+4
		Sean Cormack		Overall	1000m	(0:13.75)	(0:11.06)	(0:11.10)	(0:11.10)	(0:11.47)	(0:12.46)			
8	7	SECRET CYPHER	13	66.9	0:11.03	1:11.10 [8]	0:57.05 [8]	0:46.02 [9]	0:34.77 [9]	0:23.49 [11]	0:11.91 [11]	8.9L	0:34.77	+10
		Nathan Thomas		1000m	1000m	(0:14.05)	(0:11.03)	(0:11.25)	(0:11.28)	(0:11.58)	(0:11.91)			
9	13	VALUBIOUS	4	67.3	0:10.99	1:11.23 [9]	0:56.82 [12]	0:45.59 [13]	0:34.43 [13]	0:23.44 [12]	0:12.15 [10]	9.67L	0:34.43	+0
		Jackson Murphy		600m	600m	(0:14.41)	(0:11.23)	(0:11.16)	(0:10.99)	(0:11.29)	(0:12.15)			
10	6	NEV	7	68.3	0:10.77	1:11.33 [10]	0:56.68 [13]	0:45.91 [12]	0:34.79 [12]	0:23.47 [13]	0:11.99 [13]	10.24L	0:34.79	+6
		Chris Meehan		1000m	1000m	(0:14.65)	(0:10.77)	(0:11.12)	(0:11.32)	(0:11.48)	(0:11.99)			



Townsville Professional

Race 6: LAWRENCE & HANSON QTIS 2YO CLASSIC - 1200m

07 June 2025 - 16:09



Track Rating: Soft 5, Weather: Overcast, Rail Position: True Entire Course.

Section						Overall	1000m	800m	600m	400m	200m	Last 600m		
Field Times						1:09.59 (0:13.61)	0:55.98 (0:10.90)	0:45.08 (0:11.04)	0:34.04 (0:11.20)	0:22.84 (0:11.17)	0:11.67 (0:11.67)	0:34.04		
Rank	TAB	Horse/Jockey	Barrier	Top Speed [km/h]	Fastest Section								Margin	Distance Travelled [m]
11	9	DRAGON TALES	10	67.1	0:10.95	1:11.61 [11]	0:58.00 [1]	0:46.91 [3]	0:35.96 [2]	0:24.68 [2]	0:13.07 [6]	11.9L	0:35.96	+0
		Aidan Holt		Overall	800m	(0:13.61)	(0:11.09)	(0:10.95)	(0:11.28)	(0:11.61)	(0:13.07)			
12	5	CAROHVIC	1	68.0	0:10.95	1:11.68 [12]	0:57.98 [3]	0:47.03 [2]	0:35.95 [3]	0:24.74 [3]	0:13.03 [8]	12.33L	0:35.95	+0
		Graham Kliese		Overall	1000m	(0:13.70)	(0:10.95)	(0:11.08)	(0:11.21)	(0:11.71)	(0:13.03)			
13	3	NOSEY NEO	12	68.3	0:10.94	1:11.84 [13]	0:57.73 [9]	0:46.79 [7]	0:35.64 [6]	0:24.27 [10]	0:12.65 [12]	13.22L	0:35.64	+11
		Jason Taylor		1000m	1000m	(0:14.11)	(0:10.94)	(0:11.15)	(0:11.37)	(0:11.62)	(0:12.65)			



Horse/Jockey Name	Sheza Alibi
Final Rank	1
Fastest Section Time (Section)	0:11.05 (600m)
Top Speed [km/h] (Section)	67.1 (Overall)
Race State	Finished



TownsvilleProfessional

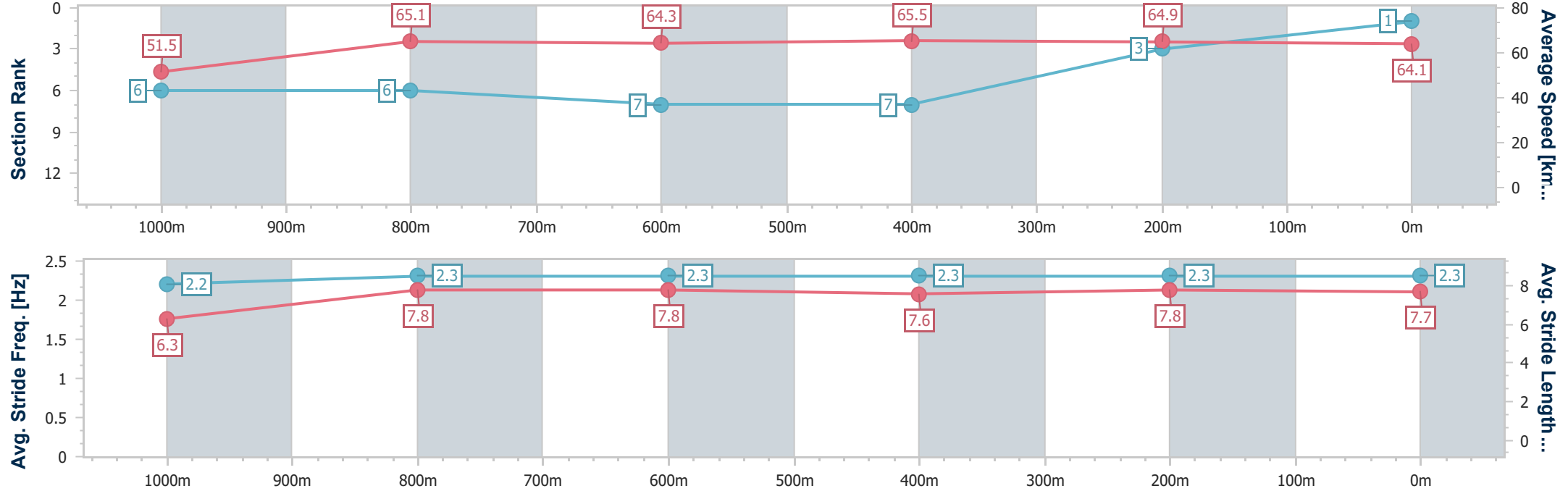
Race 6: LAWRENCE & HANSON QTIS 2YO CLASSIC - 1200m

07 June 2025 - 16:09

Track Rating: Soft 5, Weather: Overcast, Rail Position: True Entire Course.



Section	Overall	1000m	800m	600m	400m	200m								
Section Times	1:09.59 [1] (0:13.98)	0:55.61 [6] (0:11.06)	0:44.55 [6] (0:11.17)	0:33.38 [7] (0:11.05)	0:22.33 [7] (0:11.09)	0:11.24 [3] (0:11.24)								
Average Speed [km/h]	51.5	65.1	64.3	65.5	64.9	64.1								
Top Speed [km/h]	67.1	66.4	65.4	66.6	66.0	65.2								
Avg. Dist. to Rail [m]	3.1	0.5	0.3	1.0	1.4	2.7								
Avg. Stride Freq. [Hz]	2.2	2.3	2.3	2.3	2.3	2.3								
Avg. Stride Length [m]	6.3	7.8	7.8	7.6	7.8	7.7								





Horse/Jockey Name	Satisfied Mugs
Final Rank	2
Fastest Section Time (Section)	0:10.83 (1000m)
Top Speed [km/h] (Section)	69.6 (Overall)
Race State	Finished



TownsvilleProfessional

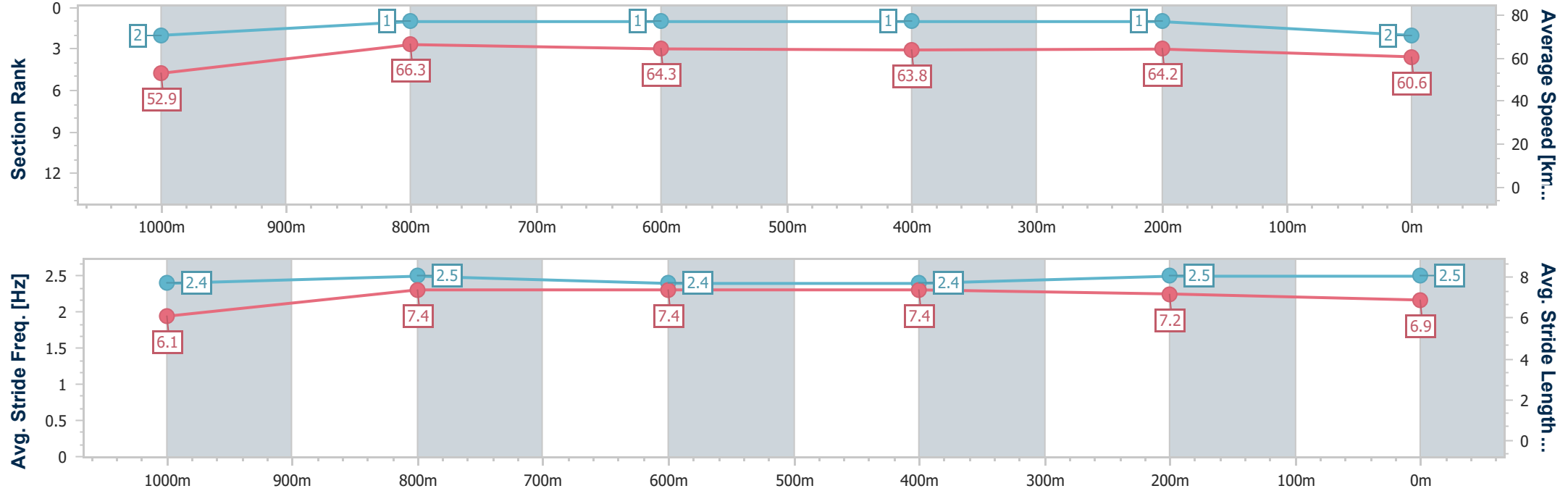
Race 6: LAWRENCE & HANSON QTIS 2YO CLASSIC - 1200m

07 June 2025 - 16:09

Track Rating: Soft 5, Weather: Overcast, Rail Position: True Entire Course.



Section	Overall	1000m	800m	600m	400m	200m							
Section Times	1:09.82 [2] (0:13.68)	0:56.14 [2] (0:10.83)	0:45.31 [1] (0:11.04)	0:34.27 [1] (0:11.20)	0:23.07 [1] (0:11.17)	0:11.90 [1] (0:11.90)							
Average Speed [km/h]	52.9	66.3	64.3	63.8	64.2	60.6							
Top Speed [km/h]	69.6	68.1	66.4	65.0	65.1	62.4							
Avg. Dist. to Rail [m]	8.5	1.2	2.5	1.6	0.9	0.5							
Avg. Stride Freq. [Hz]	2.4	2.5	2.4	2.4	2.5	2.5							
Avg. Stride Length [m]	6.1	7.4	7.4	7.4	7.2	6.9							





Horse/Jockey Name	Bang Stick
Final Rank	3
Fastest Section Time (Section)	0:10.96 (1000m)
Top Speed [km/h] (Section)	67.6 (1000m)
Race State	Finished



TownsvilleProfessional

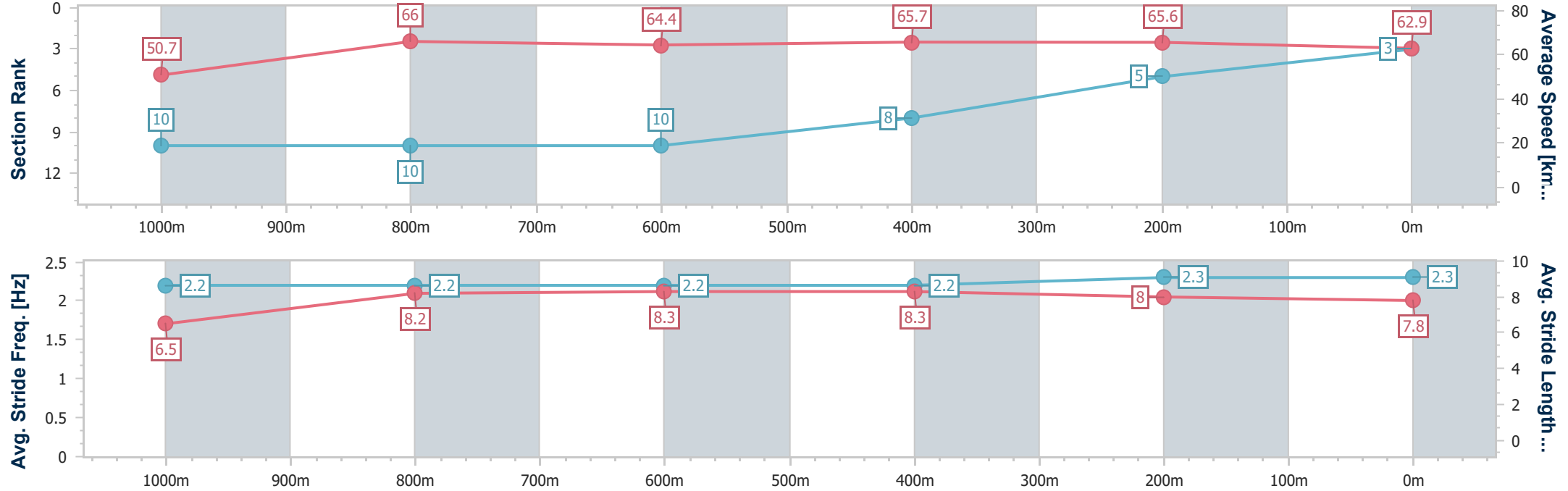
Race 6: LAWRENCE & HANSON QTIS 2YO CLASSIC - 1200m

07 June 2025 - 16:09

Track Rating: Soft 5, Weather: Overcast, Rail Position: True Entire Course.



Section	Overall	1000m	800m	600m	400m	200m							
Section Times	1:09.96 [3] (0:14.24)	0:55.72 [10] (0:10.96)	0:44.76 [10] (0:11.22)	0:33.54 [10] (0:11.06)	0:22.48 [8] (0:11.04)	0:11.44 [5] (0:11.44)							
Average Speed [km/h]	50.7	66.0	64.4	65.7	65.6	62.9							
Top Speed [km/h]	67.4	67.6	65.7	66.6	66.9	65.5							
Avg. Dist. to Rail [m]	6.8	1.2	1.1	1.4	5.5	6.2							
Avg. Stride Freq. [Hz]	2.2	2.2	2.2	2.2	2.3	2.3							
Avg. Stride Length [m]	6.5	8.2	8.3	8.3	8.0	7.8							





Horse/Jockey Name	Bluish Hue
Final Rank	4
Fastest Section Time (Section)	0:11.01 (600m)
Top Speed [km/h] (Section)	66.7 (Overall)
Race State	Finished



TownsvilleProfessional

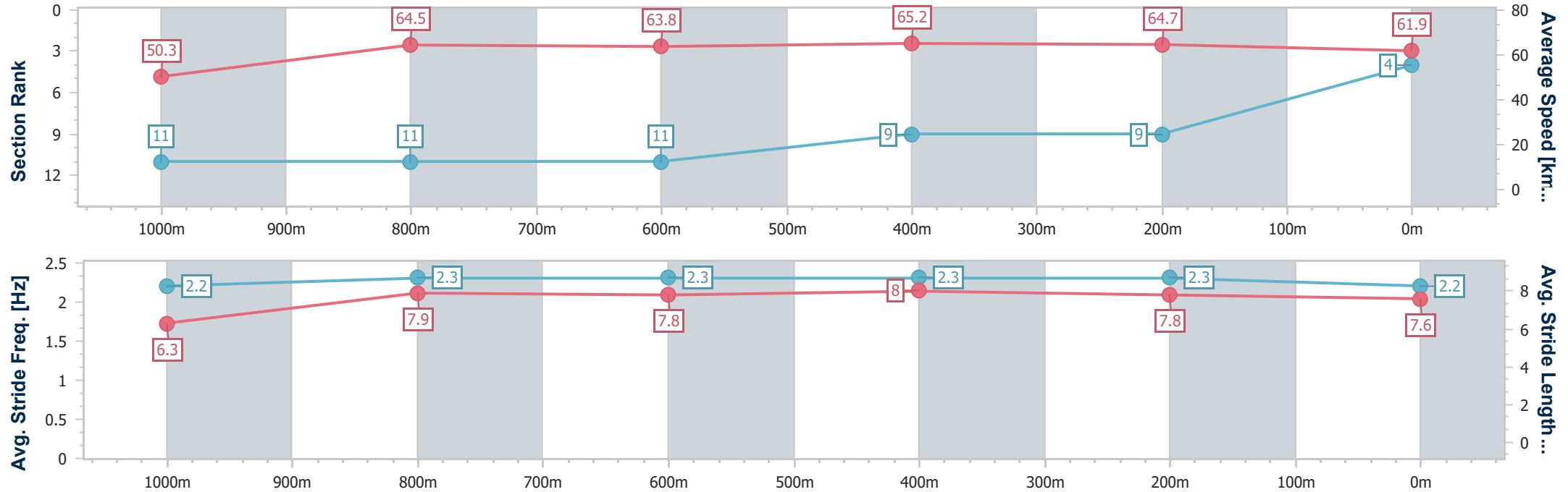
Race 6: LAWRENCE & HANSON QTIS 2YO CLASSIC - 1200m

07 June 2025 - 16:09

Track Rating: Soft 5, Weather: Overcast, Rail Position: True Entire Course.



Section	Overall	1000m	800m	600m	400m	200m							
Section Times	1:10.34 [4] (0:14.31)	0:56.03 [11] (0:11.06)	0:44.97 [11] (0:11.14)	0:33.83 [11] (0:11.01)	0:22.82 [9] (0:11.17)	0:11.65 [9] (0:11.65)							
Average Speed [km/h]	50.3	64.5	63.8	65.2	64.7	61.9							
Top Speed [km/h]	66.7	66.1	65.3	66.6	65.6	63.2							
Avg. Dist. to Rail [m]	4.7	1.9	2.3	0.8	4.3	8.8							
Avg. Stride Freq. [Hz]	2.2	2.3	2.3	2.3	2.3	2.2							
Avg. Stride Length [m]	6.3	7.9	7.8	8.0	7.8	7.6							





Horse/Jockey Name	Saraqael
Final Rank	5
Fastest Section Time (Section)	0:11.09 (1000m)
Top Speed [km/h] (Section)	67.7 (Overall)
Race State	Finished



TownsvilleProfessional

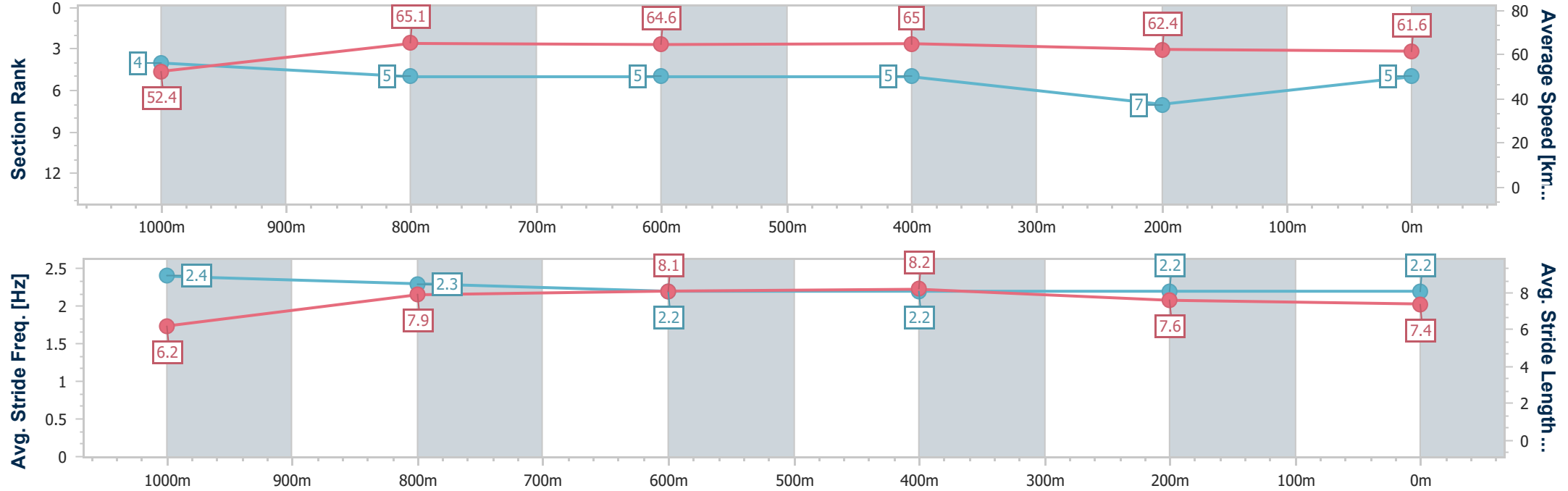
Race 6: LAWRENCE & HANSON QTIS 2YO CLASSIC - 1200m

07 June 2025 - 16:09

Track Rating: Soft 5, Weather: Overcast, Rail Position: True Entire Course.



Section	Overall	1000m	800m	600m	400m	200m							
Section Times	1:10.35 [5] (0:13.74)	0:56.61 [4] (0:11.09)	0:45.52 [5] (0:11.14)	0:34.38 [5] (0:11.11)	0:23.27 [5] (0:11.57)	0:11.70 [7] (0:11.70)							
Average Speed [km/h]	52.4	65.1	64.6	65.0	62.4	61.6							
Top Speed [km/h]	67.7	65.9	65.7	66.0	64.8	62.6							
Avg. Dist. to Rail [m]	2.2	0.4	0.3	0.9	3.1	6.1							
Avg. Stride Freq. [Hz]	2.4	2.3	2.2	2.2	2.2	2.2							
Avg. Stride Length [m]	6.2	7.9	8.1	8.2	7.6	7.4							





Horse/Jockey Name	Fabulean
Final Rank	6
Fastest Section Time (Section)	0:10.94 (600m)
Top Speed [km/h] (Section)	67.1 (600m)
Race State	Finished



TownsvilleProfessional

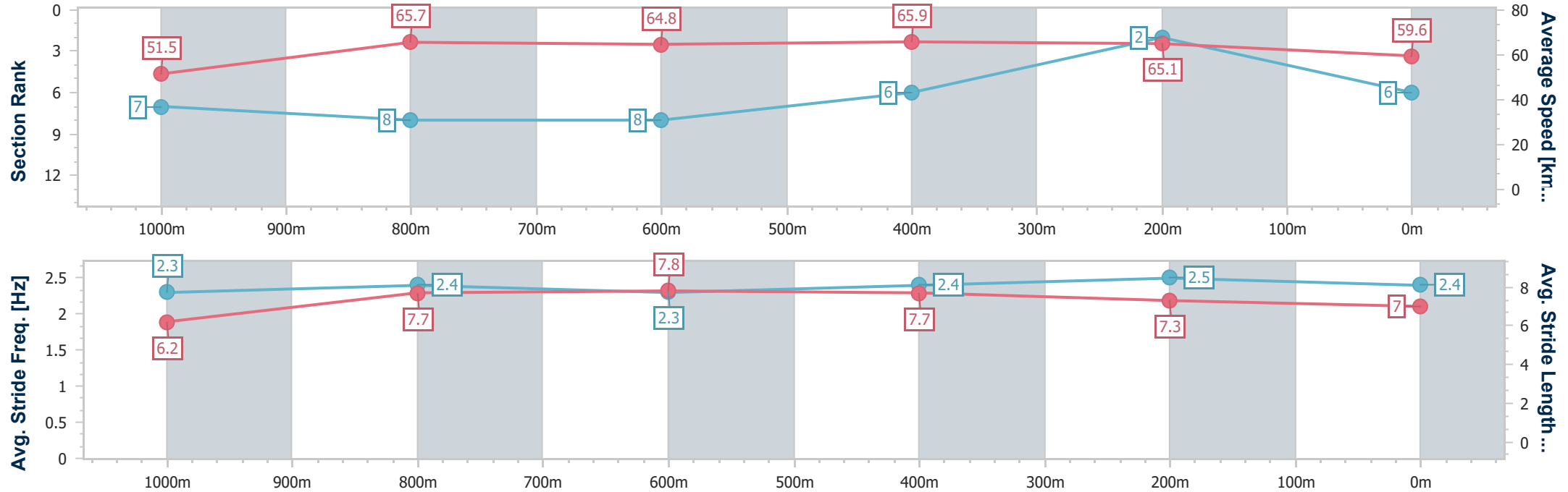
Race 6: LAWRENCE & HANSON QTIS 2YO CLASSIC - 1200m

07 June 2025 - 16:09

Track Rating: Soft 5, Weather: Overcast, Rail Position: True Entire Course.



Section	Overall	1000m	800m	600m	400m	200m							
Section Times	1:10.39 [6] (0:14.01)	0:56.38 [7] (0:11.06)	0:45.32 [8] (0:11.17)	0:34.15 [8] (0:10.94)	0:23.21 [6] (0:11.12)	0:12.09 [2] (0:12.09)							
Average Speed [km/h]	51.5	65.7	64.8	65.9	65.1	59.6							
Top Speed [km/h]	66.3	66.6	65.6	67.1	66.3	62.7							
Avg. Dist. to Rail [m]	4.5	1.5	1.0	0.8	4.1	3.4							
Avg. Stride Freq. [Hz]	2.3	2.4	2.3	2.4	2.5	2.4							
Avg. Stride Length [m]	6.2	7.7	7.8	7.7	7.3	7.0							





Horse/Jockey Name	Gold Classic
Final Rank	7
Fastest Section Time (Section)	0:11.06 (1000m)
Top Speed [km/h] (Section)	67.3 (Overall)
Race State	Finished



TownsvilleProfessional

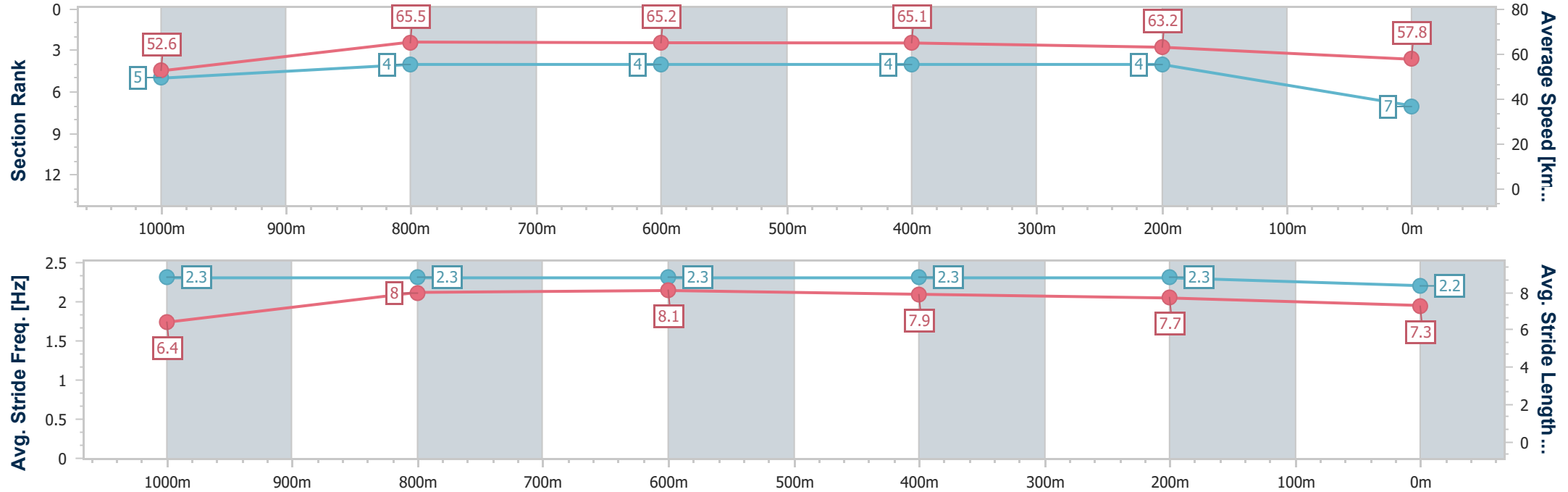
Race 6: LAWRENCE & HANSON QTIS 2YO CLASSIC - 1200m

07 June 2025 - 16:09

Track Rating: Soft 5, Weather: Overcast, Rail Position: True Entire Course.



Section	Overall	1000m	800m	600m	400m	200m								
Section Times	1:10.94 [7] (0:13.75)	0:57.19 [5] (0:11.06)	0:46.13 [4] (0:11.10)	0:35.03 [4] (0:11.10)	0:23.93 [4] (0:11.47)	0:12.46 [4] (0:12.46)								
Average Speed [km/h]	52.6	65.5	65.2	65.1	63.2	57.8								
Top Speed [km/h]	67.3	67.1	65.6	66.3	65.8	60.0								
Avg. Dist. to Rail [m]	5.5	1.8	0.7	1.0	3.7	4.3								
Avg. Stride Freq. [Hz]	2.3	2.3	2.3	2.3	2.3	2.2								
Avg. Stride Length [m]	6.4	8.0	8.1	7.9	7.7	7.3								





Horse/Jockey Name	Secret Cypher
Final Rank	8
Fastest Section Time (Section)	0:11.03 (1000m)
Top Speed [km/h] (Section)	66.9 (1000m)
Race State	Finished



TownsvilleProfessional

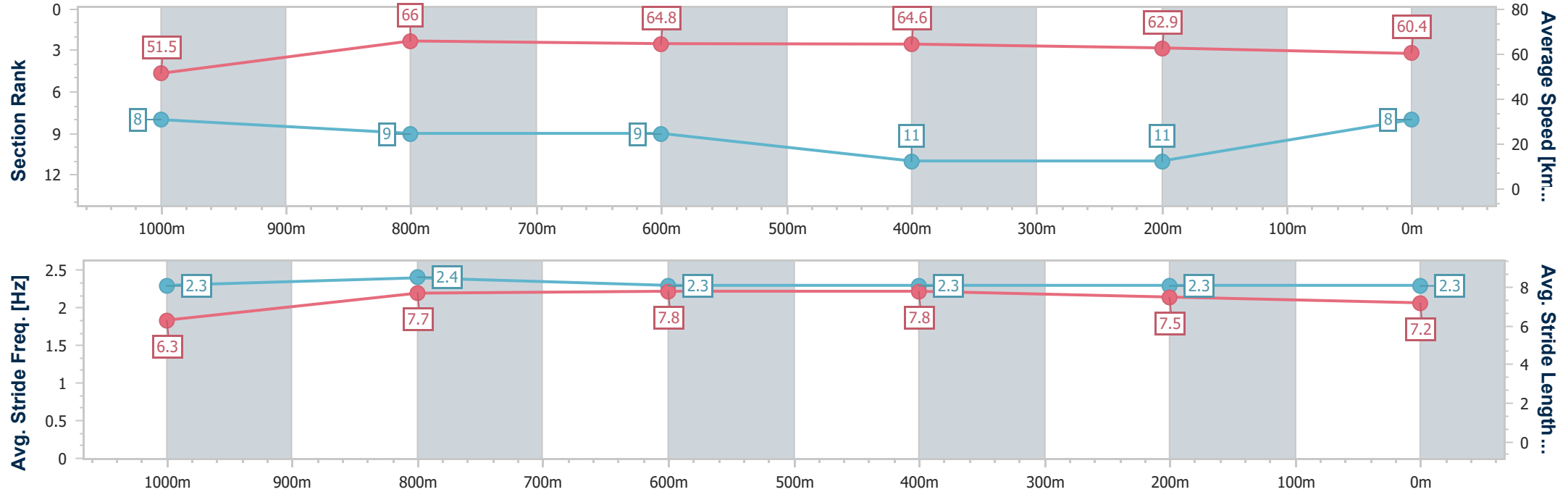
Race 6: LAWRENCE & HANSON QTIS 2YO CLASSIC - 1200m

07 June 2025 - 16:09

Track Rating: Soft 5, Weather: Overcast, Rail Position: True Entire Course.



Section	Overall	1000m	800m	600m	400m	200m							
Section Times	1:11.10 [8] (0:14.05)	0:57.05 [8] (0:11.03)	0:46.02 [9] (0:11.25)	0:34.77 [9] (0:11.28)	0:23.49 [11] (0:11.58)	0:11.91 [11] (0:11.91)							
Average Speed [km/h]	51.5	66.0	64.8	64.6	62.9	60.4							
Top Speed [km/h]	66.2	66.9	65.4	65.8	63.3	62.1							
Avg. Dist. to Rail [m]	9.4	2.7	2.2	2.9	6.7	7.9							
Avg. Stride Freq. [Hz]	2.3	2.4	2.3	2.3	2.3	2.3							
Avg. Stride Length [m]	6.3	7.7	7.8	7.8	7.5	7.2							





Horse/Jockey Name	Valubious
Final Rank	9
Fastest Section Time (Section)	0:10.99 (600m)
Top Speed [km/h] (Section)	67.3 (600m)
Race State	Finished



TownsvilleProfessional

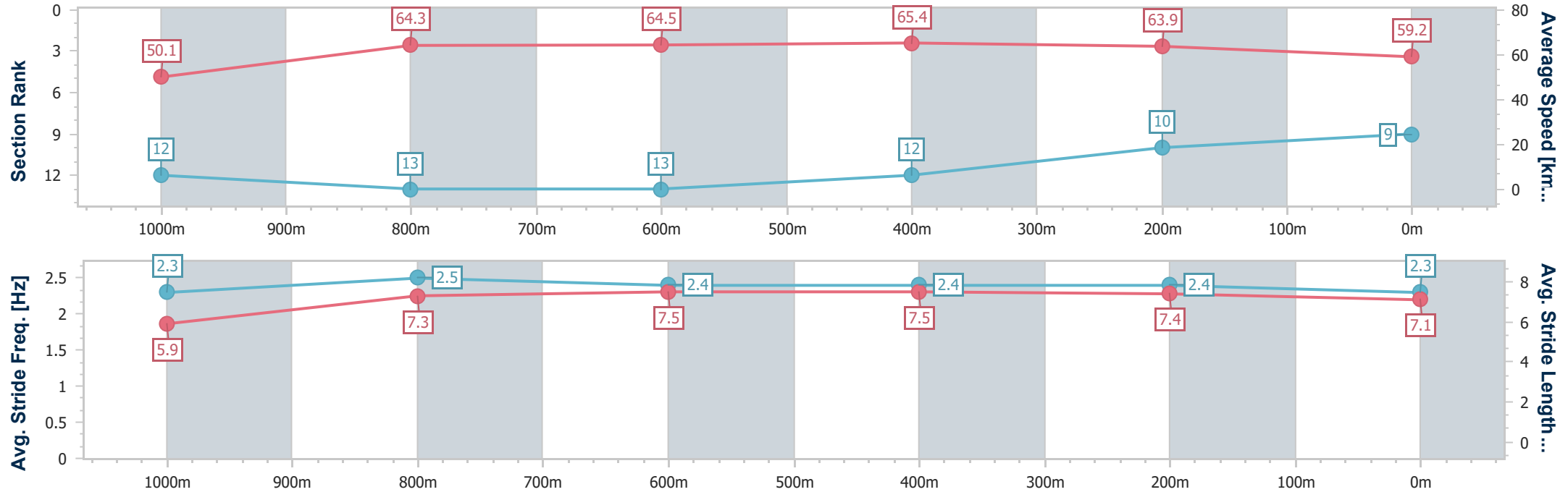
Race 6: LAWRENCE & HANSON QTIS 2YO CLASSIC - 1200m

07 June 2025 - 16:09

Track Rating: Soft 5, Weather: Overcast, Rail Position: True Entire Course.



Section	Overall	1000m	800m	600m	400m	200m							
Section Times	1:11.23 [9] (0:14.41)	0:56.82 [12] (0:11.23)	0:45.59 [13] (0:11.16)	0:34.43 [13] (0:10.99)	0:23.44 [12] (0:11.29)	0:12.15 [10] (0:12.15)							
Average Speed [km/h]	50.1	64.3	64.5	65.4	63.9	59.2							
Top Speed [km/h]	64.3	65.1	66.0	67.3	65.8	61.0							
Avg. Dist. to Rail [m]	5.4	0.9	0.3	0.6	2.5	4.6							
Avg. Stride Freq. [Hz]	2.3	2.5	2.4	2.4	2.4	2.3							
Avg. Stride Length [m]	5.9	7.3	7.5	7.5	7.4	7.1							





Horse/Jockey Name	Nev
Final Rank	10
Fastest Section Time (Section)	0:10.77 (1000m)
Top Speed [km/h] (Section)	68.3 (1000m)
Race State	Finished



TownsvilleProfessional

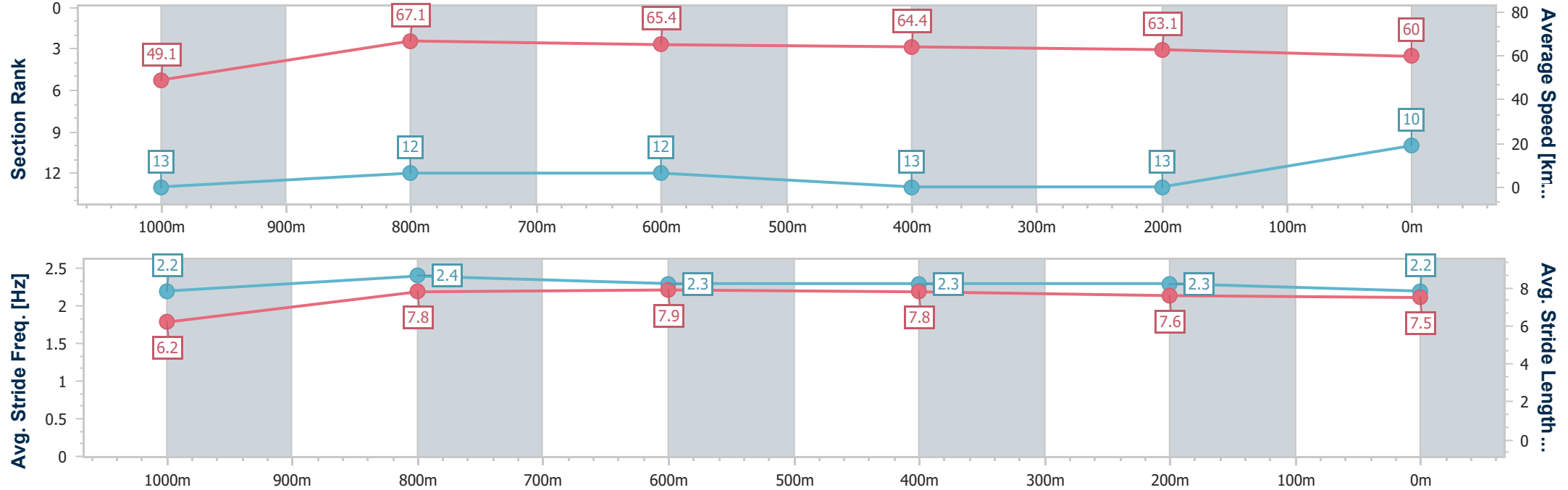
Race 6: LAWRENCE & HANSON QTIS 2YO CLASSIC - 1200m

07 June 2025 - 16:09

Track Rating: Soft 5, Weather: Overcast, Rail Position: True Entire Course.



Section	Overall	1000m	800m	600m	400m	200m							
Section Times	1:11.33 [10] (0:14.65)	0:56.68 [13] (0:10.77)	0:45.91 [12] (0:11.12)	0:34.79 [12] (0:11.32)	0:23.47 [13] (0:11.48)	0:11.99 [13] (0:11.99)							
Average Speed [km/h]	49.1	67.1	65.4	64.4	63.1	60.0							
Top Speed [km/h]	66.3	68.3	67.0	65.3	64.7	63.0							
Avg. Dist. to Rail [m]	4.3	0.9	2.1	2.6	6.1	9.5							
Avg. Stride Freq. [Hz]	2.2	2.4	2.3	2.3	2.3	2.2							
Avg. Stride Length [m]	6.2	7.8	7.9	7.8	7.6	7.5							





Horse/Jockey Name	Dragon Tales
Final Rank	11
Fastest Section Time (Section)	0:10.95 (800m)
Top Speed [km/h] (Section)	67.1 (Overall)
Race State	Finished



TownsvilleProfessional

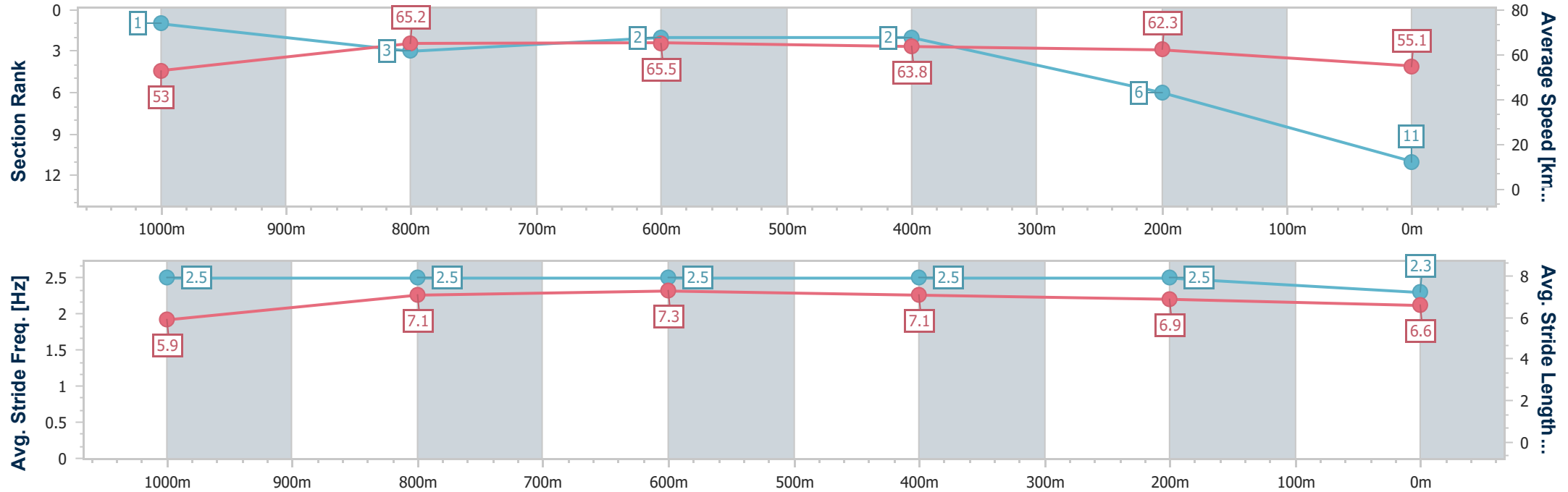
Race 6: LAWRENCE & HANSON QTIS 2YO CLASSIC - 1200m

07 June 2025 - 16:09

Track Rating: Soft 5, Weather: Overcast, Rail Position: True Entire Course.



Section	Overall	1000m	800m	600m	400m	200m							
Section Times	1:11.61 [11] (0:13.61)	0:58.00 [1] (0:11.09)	0:46.91 [3] (0:10.95)	0:35.96 [2] (0:11.28)	0:24.68 [2] (0:11.61)	0:13.07 [6] (0:13.07)							
Average Speed [km/h]	53.0	65.2	65.5	63.8	62.3	55.1							
Top Speed [km/h]	67.1	66.1	66.3	65.2	64.3	59.2							
Avg. Dist. to Rail [m]	6.6	0.8	0.8	0.4	2.1	3.1							
Avg. Stride Freq. [Hz]	2.5	2.5	2.5	2.5	2.5	2.3							
Avg. Stride Length [m]	5.9	7.1	7.3	7.1	6.9	6.6							





Horse/Jockey Name	Carohvic
Final Rank	12
Fastest Section Time (Section)	0:10.95 (1000m)
Top Speed [km/h] (Section)	68.0 (Overall)
Race State	Finished



TownsvilleProfessional

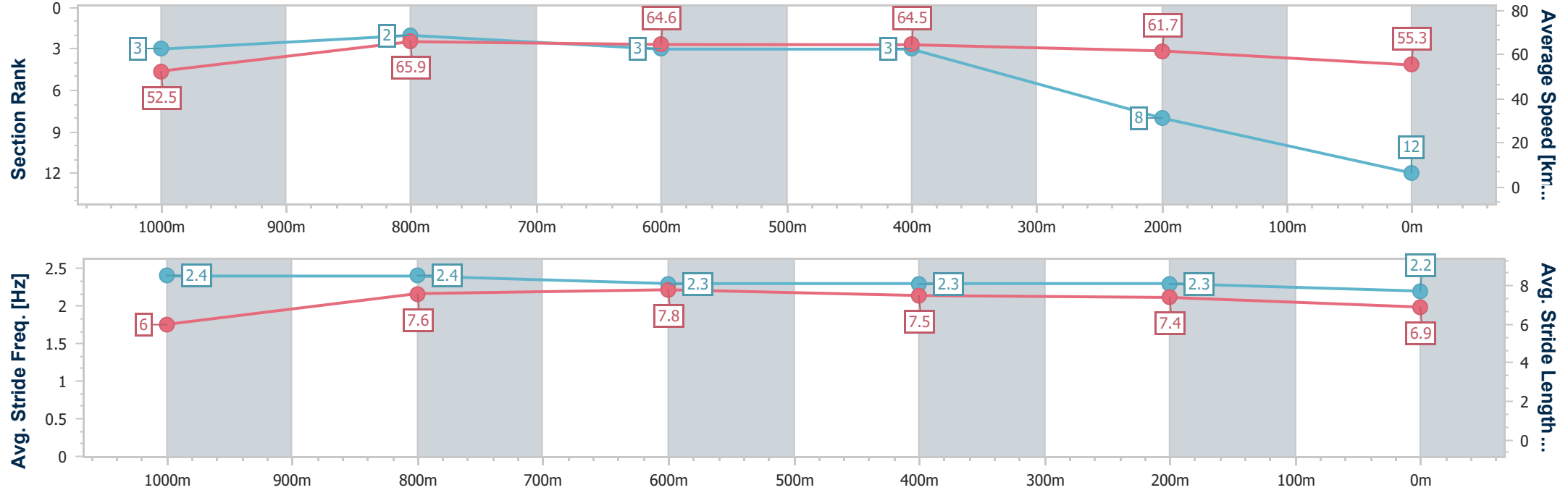
Race 6: LAWRENCE & HANSON QTIS 2YO CLASSIC - 1200m

07 June 2025 - 16:09

Track Rating: Soft 5, Weather: Overcast, Rail Position: True Entire Course.



Section	Overall	1000m	800m	600m	400m	200m							
Section Times	1:11.68 [12] (0:13.70)	0:57.98 [3] (0:10.95)	0:47.03 [2] (0:11.08)	0:35.95 [3] (0:11.21)	0:24.74 [3] (0:11.71)	0:13.03 [8] (0:13.03)							
Average Speed [km/h]	52.5	65.9	64.6	64.5	61.7	55.3							
Top Speed [km/h]	68.0	67.6	66.3	65.6	63.4	58.9							
Avg. Dist. to Rail [m]	1.6	0.5	0.4	1.0	1.4	1.5							
Avg. Stride Freq. [Hz]	2.4	2.4	2.3	2.3	2.3	2.2							
Avg. Stride Length [m]	6.0	7.6	7.8	7.5	7.4	6.9							





Horse/Jockey Name	Nosey Neo
Final Rank	13
Fastest Section Time (Section)	0:10.94 (1000m)
Top Speed [km/h] (Section)	68.3 (1000m)
Race State	Finished



TownsvilleProfessional

Race 6: LAWRENCE & HANSON QTIS 2YO CLASSIC - 1200m

07 June 2025 - 16:09

Track Rating: Soft 5, Weather: Overcast, Rail Position: True Entire Course.



Section	Overall	1000m	800m	600m	400m	200m							
Section Times	1:11.84 [13] (0:14.11)	0:57.73 [9] (0:10.94)	0:46.79 [7] (0:11.15)	0:35.64 [6] (0:11.37)	0:24.27 [10] (0:11.62)	0:12.65 [12] (0:12.65)							
Average Speed [km/h]	51.1	67.4	65.6	63.9	62.2	57.0							
Top Speed [km/h]	68.0	68.3	68.1	65.2	62.8	60.6							
Avg. Dist. to Rail [m]	9.3	4.8	3.0	2.1	3.5	3.8							
Avg. Stride Freq. [Hz]	2.3	2.4	2.4	2.4	2.3	2.2							
Avg. Stride Length [m]	6.0	7.3	7.5	7.4	7.3	7.1							

