



TownsvilleProfessional
Race 1: LADBROKES FORM GENIUS QTIS Three-Year-Old Maiden Plate
- 1400m
12 June 2025 - 12:59



Track Rating: Good 4, Weather: Overcast, Rail Position: True Entire Course.

Section						Overall	1200m	1000m	800m	600m	400m	Last 600m	
Field Times						1:22.46 (0:13.38)	1:09.08 (0:11.58)	0:57.50 (0:11.90)	0:45.60 (0:11.44)	0:34.16 (0:11.03)	0:23.13 (0:11.29)	0:34.16	
Rank	TAB	Horse/Jockey	Barrier	Top Speed [km/h]	Fastest Section								Distance Travelled [m]
1	5	DUBALENE	5	66.9	0:10.96	1:22.46 [1]	1:08.73 [4]	0:57.16 [4]	0:45.24 [4]	0:33.90 [4]	0:22.94 [4]	0:33.90	
		Olivia Kendal		600m	600m	(0:13.73)	(0:11.57)	(0:11.92)	(0:11.34)	(0:10.96)	(0:11.18)		
2	3	SWATOW	4	66.4	0:10.99	1:22.46 [2]	1:08.87 [2]	0:57.29 [2]	0:45.37 [2]	0:34.12 [2]	0:23.13 [1]	0:34.12 -4	
		Sean Cormack		600m	600m	(0:13.59)	(0:11.58)	(0:11.92)	(0:11.25)	(0:10.99)	(0:11.29)		
3	2	MARCH MADNESS	3	67.0	0:10.86	1:22.68 [3]	1:08.62 [5]	0:57.14 [5]	0:45.16 [5]	0:33.88 [5]	0:23.02 [5]	0:33.88 -3	
		Ryan Wiggins		600m	600m	(0:14.06)	(0:11.48)	(0:11.98)	(0:11.28)	(0:10.86)	(0:11.30)		
4	1	MAKEMINEMILO	2	67.0	0:10.92	1:23.16 [4]	1:09.46 [3]	0:57.91 [3]	0:45.95 [3]	0:34.61 [3]	0:23.69 [3]	0:34.61 -2	
		Justin Stanley		600m	600m	(0:13.70)	(0:11.55)	(0:11.96)	(0:11.34)	(0:10.92)	(0:11.38)		
5	7	WEBS	6	67.9	0:11.05	1:23.57 [5]	1:09.40 [6]	0:57.97 [6]	0:45.93 [6]	0:34.60 [6]	0:23.55 [6]	0:34.60 +1	
		Tyler Leslight		600m	600m	(0:14.17)	(0:11.43)	(0:12.04)	(0:11.33)	(0:11.05)	(0:11.17)		
6	6	MISHANI AMORE	1	66.3	0:11.04	1:23.60 [6]	1:10.22 [1]	0:58.64 [1]	0:46.74 [1]	0:35.30 [1]	0:24.26 [2]	0:35.30 -3	
		Gabrielle Semmens		600m	600m	(0:13.38)	(0:11.58)	(0:11.90)	(0:11.44)	(0:11.04)	(0:11.72)		
7	4	YOUNG EXPRESS	7	63.1	0:11.45	1:32.83 [7]	1:18.44 [7]	1:06.89 [7]	0:54.91 [7]	0:43.46 [7]	0:30.91 [7]	0:43.46 -7	
		Jackson Murphy		1200m	800m	(0:14.39)	(0:11.55)	(0:11.98)	(0:11.45)	(0:12.55)	(0:14.58)		



Townsville Professional
Race 1: LADBROKES FORM GENIUS QTIS Three-Year-Old Maiden Plate
- 1400m
12 June 2025 - 12:59



Track Rating: Good 4, Weather: Overcast, Rail Position: True Entire Course.

Section				200m				Last 600m	
Field Times				0:11.84		(0:11.84)		0:34.16	
Rank	TAB	Horse/Jockey	Barrier	Top Speed [km/h]	Fastest Section	Margin		Distance Travelled [m]	
1	5	DUBALENE	5	66.9	0:10.96	0:11.76 [2]	1:22.46	0:33.90	
		Olivia Kendal		600m	600m	(0:11.76)			
2	3	SWATOW	4	66.4	0:10.99	0:11.84 [1]	0.02L	0:34.12	-4
		Sean Cormack		600m	600m	(0:11.84)			
3	2	MARCH MADNESS	3	67.0	0:10.86	0:11.72 [4]	1.35L	0:33.88	-3
		Ryan Wiggins		600m	600m	(0:11.72)			
4	1	MAKEMINEMILO	2	67.0	0:10.92	0:12.31 [3]	4.13L	0:34.61	-2
		Justin Stanley		600m	600m	(0:12.31)			
5	7	WEBS	6	67.9	0:11.05	0:12.38 [6]	6.53L	0:34.60	+1
		Tyler Leslight		600m	600m	(0:12.38)			
6	6	MISHANI AMORE	1	66.3	0:11.04	0:12.54 [5]	6.75L	0:35.30	-3
		Gabrielle Semmens		600m	600m	(0:12.54)			
7	4	YOUNG EXPRESS	7	63.1	0:11.45	0:16.33 [7]	61.03L	0:43.46	-7
		Jackson Murphy		1200m	800m	(0:16.33)			



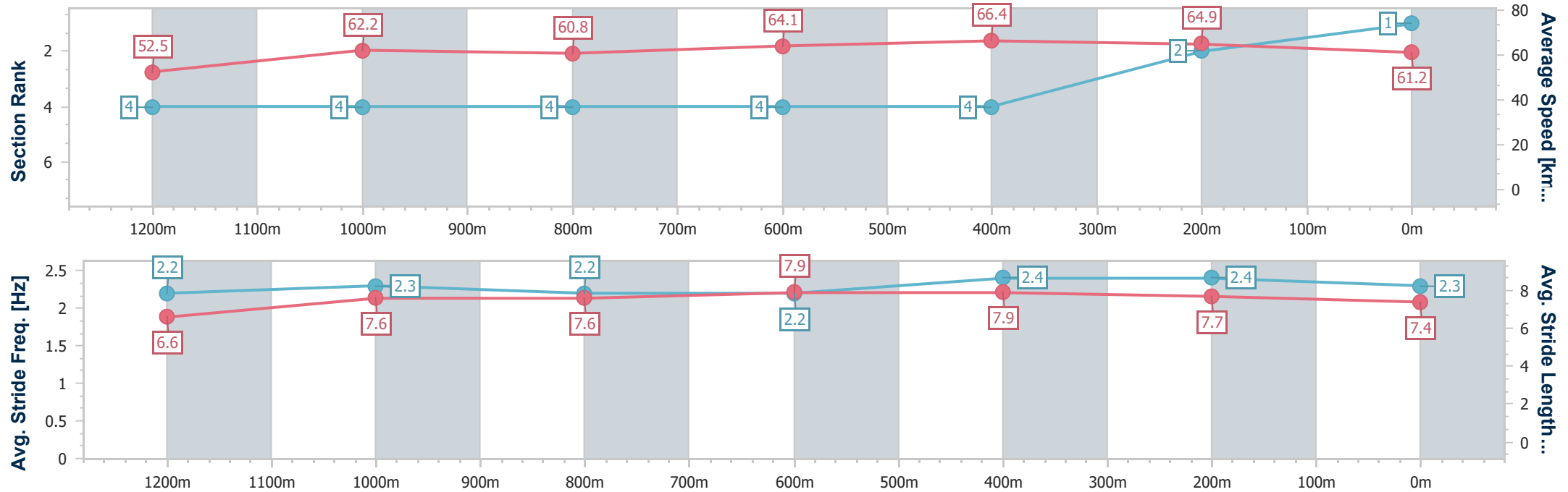
Horse/Jockey Name	Dubalene
Final Rank	1
Fastest Section Time (Section)	0:10.96 (600m)
Top Speed [km/h] (Section)	66.9 (600m)
Race State	Finished



TownsvilleProfessional
Race 1: LADBROKES FORM GENIUS QTIS Three-Year-Old
Maiden Plate - 1400m
12 June 2025 - 12:59
Track Rating: Good 4, Weather: Overcast, Rail Position: True Entire
Course.



Section	Overall	1200m	1000m	800m	600m	400m	200m						
Section Times	1:22.46 [1] (0:13.73)	1:08.73 [4] (0:11.57)	0:57.16 [4] (0:11.92)	0:45.24 [4] (0:11.34)	0:33.90 [4] (0:10.96)	0:22.94 [4] (0:11.18)	0:11.76 [2] (0:11.76)						
Average Speed [km/h]	52.5	62.2	60.8	64.1	66.4	64.9	61.2						
Top Speed [km/h]	65.1	64.7	61.9	65.3	66.9	66.5	63.7						
Avg. Dist. to Rail [m]	6.3	1.5	1.8	1.7	2.3	5.7	8.4						
Avg. Stride Freq. [Hz]	2.2	2.3	2.2	2.2	2.4	2.4	2.3						
Avg. Stride Length [m]	6.6	7.6	7.6	7.9	7.9	7.7	7.4						





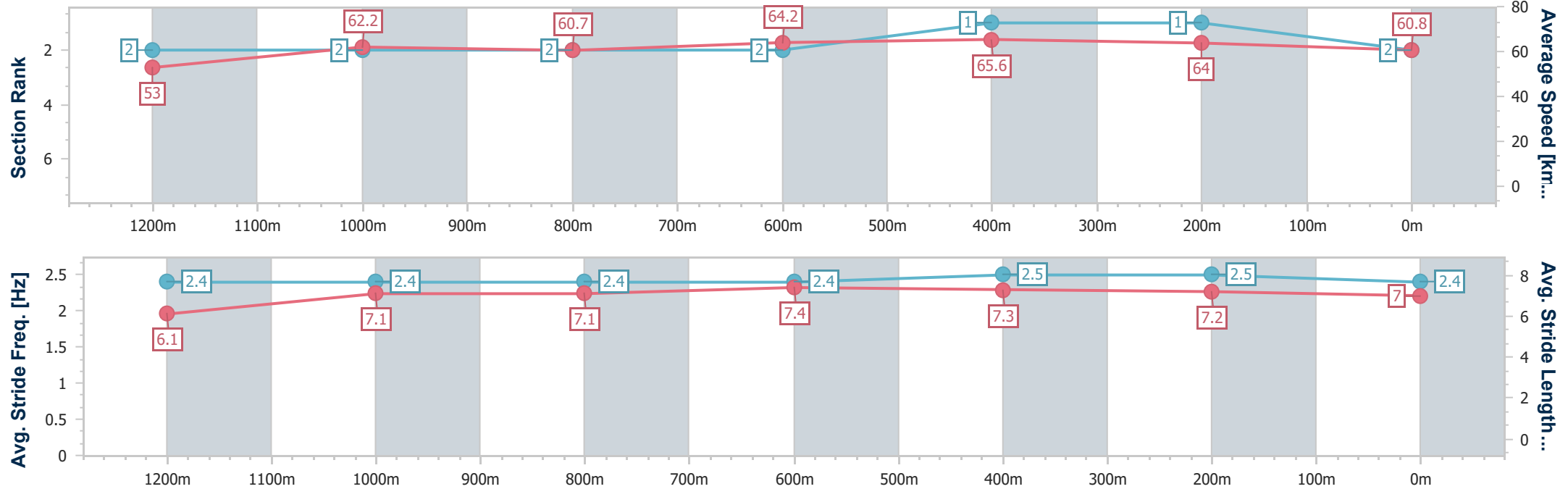
Horse/Jockey Name	Swatow
Final Rank	2
Fastest Section Time (Section)	0:10.99 (600m)
Top Speed [km/h] (Section)	66.4 (600m)
Race State	Finished



TownsvilleProfessional
Race 1: LADBROKES FORM GENIUS QTIS Three-Year-Old
Maiden Plate - 1400m
12 June 2025 - 12:59
Track Rating: Good 4, Weather: Overcast, Rail Position: True Entire
Course.



Section	Overall	1200m	1000m	800m	600m	400m	200m						
Section Times	1:22.46 [2] (0:13.59)	1:08.87 [2] (0:11.58)	0:57.29 [2] (0:11.92)	0:45.37 [2] (0:11.25)	0:34.12 [2] (0:10.99)	0:23.13 [1] (0:11.29)	0:11.84 [1] (0:11.84)						
Average Speed [km/h]	53.0	62.2	60.7	64.2	65.6	64.0	60.8						
Top Speed [km/h]	64.9	64.4	62.0	65.8	66.4	65.1	63.7						
Avg. Dist. to Rail [m]	3.7	0.4	1.1	0.7	0.6	2.8	6.9						
Avg. Stride Freq. [Hz]	2.4	2.4	2.4	2.4	2.5	2.5	2.4						
Avg. Stride Length [m]	6.1	7.1	7.1	7.4	7.3	7.2	7.0						





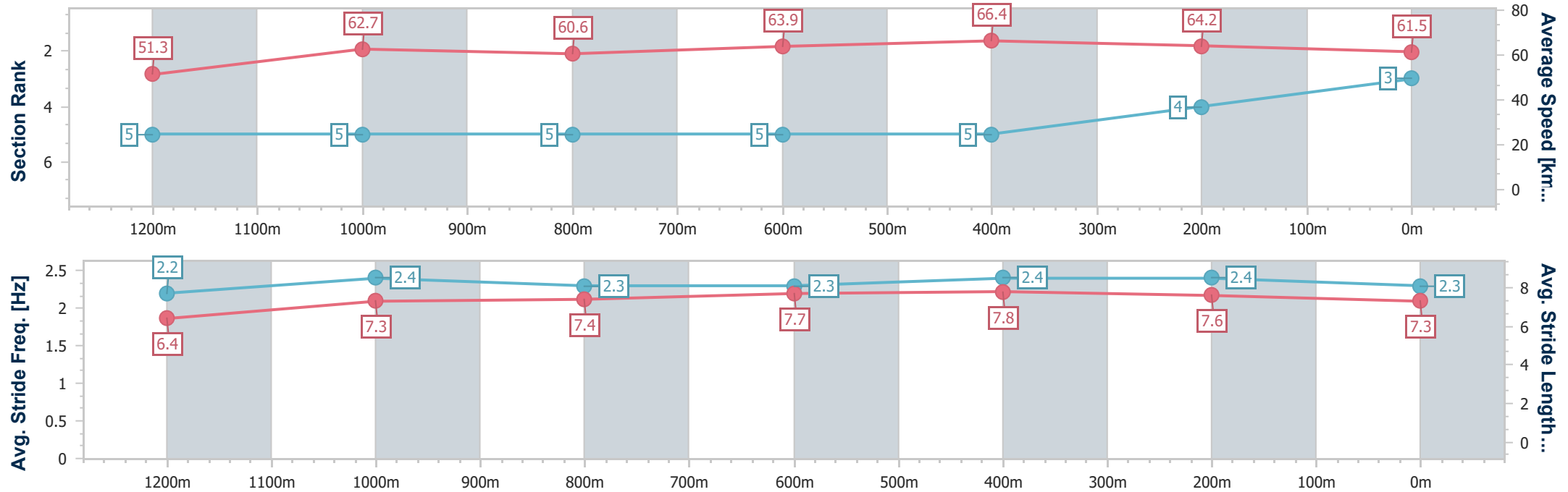
Horse/Jockey Name	March Madness
Final Rank	3
Fastest Section Time (Section)	0:10.86 (600m)
Top Speed [km/h] (Section)	67.0 (600m)
Race State	Finished



TownsvilleProfessional
Race 1: LADBROKES FORM GENIUS QTIS Three-Year-Old
Maiden Plate - 1400m
12 June 2025 - 12:59
Track Rating: Good 4, Weather: Overcast, Rail Position: True Entire
Course.



Section	Overall	1200m	1000m	800m	600m	400m	200m						
Section Times	1:22.68 [3] (0:14.06)	1:08.62 [5] (0:11.48)	0:57.14 [5] (0:11.98)	0:45.16 [5] (0:11.28)	0:33.88 [5] (0:10.86)	0:23.02 [5] (0:11.30)	0:11.72 [4] (0:11.72)						
Average Speed [km/h]	51.3	62.7	60.6	63.9	66.4	64.2	61.5						
Top Speed [km/h]	62.7	64.6	61.8	65.0	67.0	65.9	63.2						
Avg. Dist. to Rail [m]	4.8	1.2	1.5	0.3	0.7	4.5	8.6						
Avg. Stride Freq. [Hz]	2.2	2.4	2.3	2.3	2.4	2.4	2.3						
Avg. Stride Length [m]	6.4	7.3	7.4	7.7	7.8	7.6	7.3						





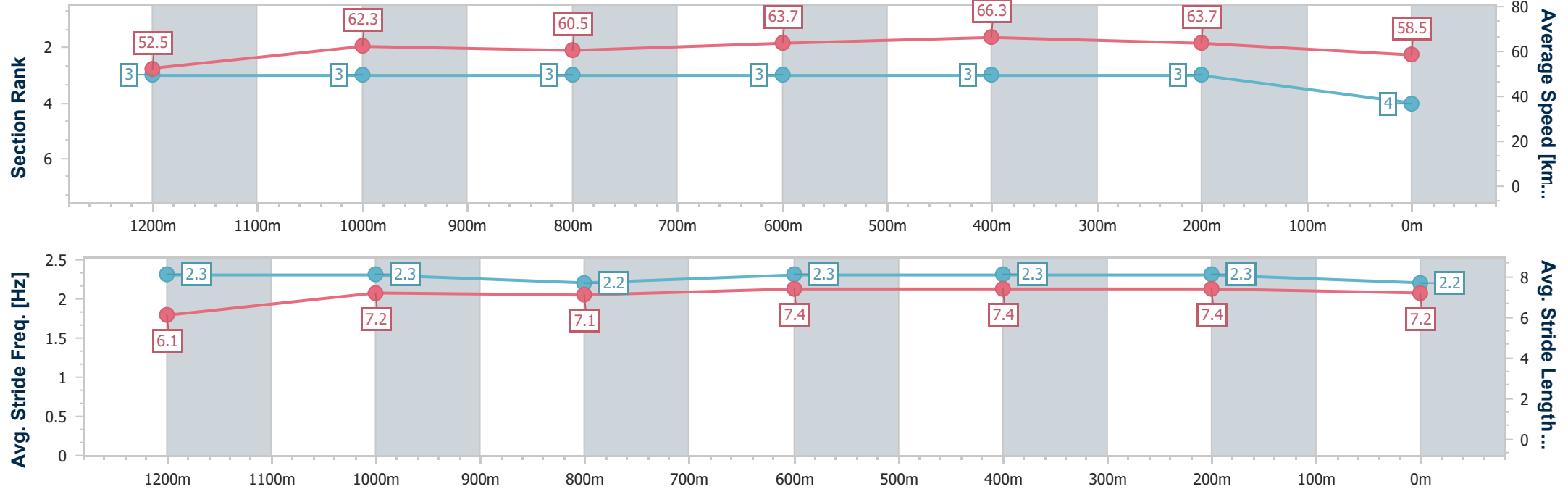
Horse/Jockey Name	Makeminemilo
Final Rank	4
Fastest Section Time (Section)	0:10.92 (600m)
Top Speed [km/h] (Section)	67.0 (600m)
Race State	Finished



TownsvilleProfessional
Race 1: LADBROKES FORM GENIUS QTIS Three-Year-Old
Maiden Plate - 1400m
12 June 2025 - 12:59
Track Rating: Good 4, Weather: Overcast, Rail Position: True Entire
Course.



Section	Overall	1200m	1000m	800m	600m	400m	200m						
Section Times	1:23.16 [4] (0:13.70)	1:09.46 [3] (0:11.55)	0:57.91 [3] (0:11.96)	0:45.95 [3] (0:11.34)	0:34.61 [3] (0:10.92)	0:23.69 [3] (0:11.38)	0:12.31 [3] (0:12.31)						
Average Speed [km/h]	52.5	62.3	60.5	63.7	66.3	63.7	58.5						
Top Speed [km/h]	64.2	64.3	62.2	64.9	67.0	65.8	60.6						
Avg. Dist. to Rail [m]	4.3	0.4	0.9	0.6	1.7	4.5	5.2						
Avg. Stride Freq. [Hz]	2.3	2.3	2.2	2.3	2.3	2.3	2.2						
Avg. Stride Length [m]	6.1	7.2	7.1	7.4	7.4	7.4	7.2						





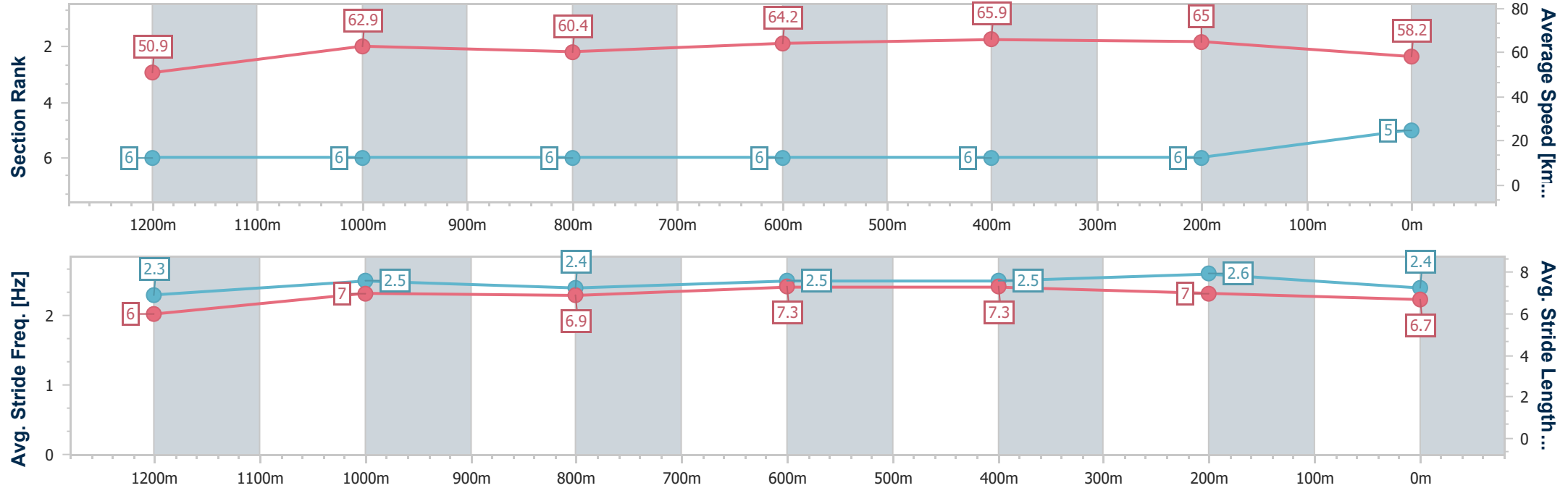
Horse/Jockey Name	Webs
Final Rank	5
Fastest Section Time (Section)	0:11.05 (600m)
Top Speed [km/h] (Section)	67.9 (600m)
Race State	Finished



TownsvilleProfessional
Race 1: LADBROKES FORM GENIUS QTIS Three-Year-Old
Maiden Plate - 1400m
12 June 2025 - 12:59
Track Rating: Good 4, Weather: Overcast, Rail Position: True Entire
Course.



Section	Overall	1200m	1000m	800m	600m	400m	200m						
Section Times	1:23.57 [5] (0:14.17)	1:09.40 [6] (0:11.43)	0:57.97 [6] (0:12.04)	0:45.93 [6] (0:11.33)	0:34.60 [6] (0:11.05)	0:23.55 [6] (0:11.17)	0:12.38 [6] (0:12.38)						
Average Speed [km/h]	50.9	62.9	60.4	64.2	65.9	65.0	58.2						
Top Speed [km/h]	63.7	65.1	61.8	65.6	67.9	67.8	61.9						
Avg. Dist. to Rail [m]	6.2	1.3	1.9	1.7	2.8	4.9	5.4						
Avg. Stride Freq. [Hz]	2.3	2.5	2.4	2.5	2.5	2.6	2.4						
Avg. Stride Length [m]	6.0	7.0	6.9	7.3	7.3	7.0	6.7						





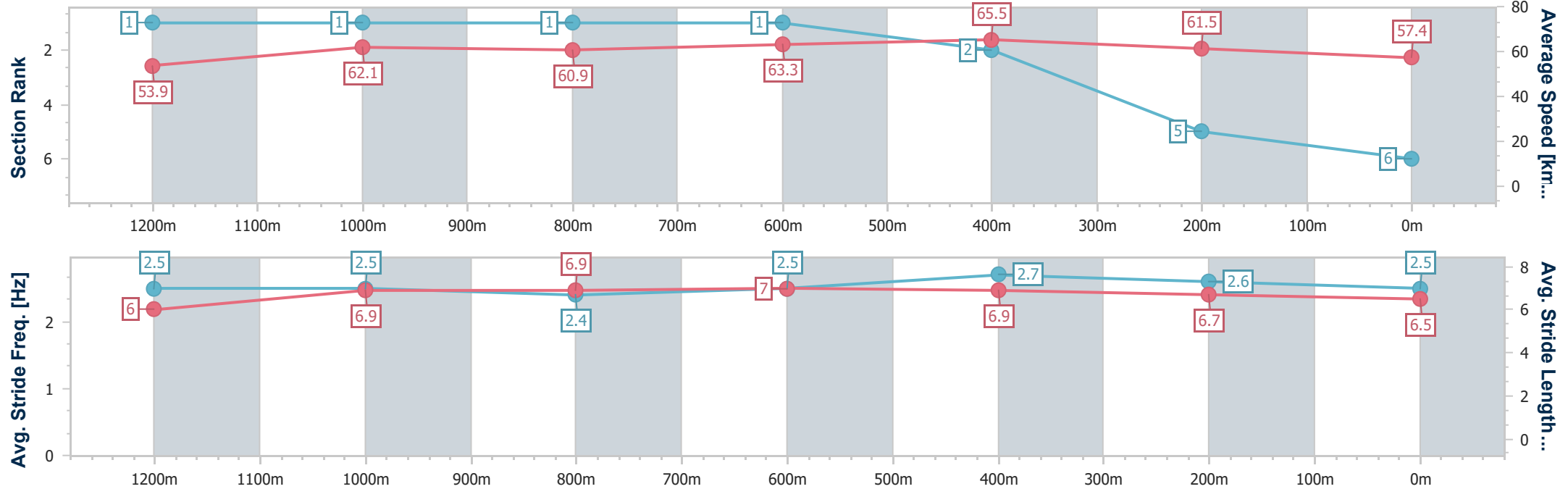
Horse/Jockey Name	Mishani Amore
Final Rank	6
Fastest Section Time (Section)	0:11.04 (600m)
Top Speed [km/h] (Section)	66.3 (600m)
Race State	Finished



TownsvilleProfessional
Race 1: LADBROKES FORM GENIUS QTIS Three-Year-Old
Maiden Plate - 1400m
12 June 2025 - 12:59
Track Rating: Good 4, Weather: Overcast, Rail Position: True Entire
Course.



Section	Overall	1200m	1000m	800m	600m	400m	200m						
Section Times	1:23.60 [6] (0:13.38)	1:10.22 [1] (0:11.58)	0:58.64 [1] (0:11.90)	0:46.74 [1] (0:11.44)	0:35.30 [1] (0:11.04)	0:24.26 [2] (0:11.72)	0:12.54 [5] (0:12.54)						
Average Speed [km/h]	53.9	62.1	60.9	63.3	65.5	61.5	57.4						
Top Speed [km/h]	66.0	65.4	63.4	65.4	66.3	64.3	59.9						
Avg. Dist. to Rail [m]	3.5	0.4	1.1	1.1	1.1	1.4	2.5						
Avg. Stride Freq. [Hz]	2.5	2.5	2.4	2.5	2.7	2.6	2.5						
Avg. Stride Length [m]	6.0	6.9	6.9	7.0	6.9	6.7	6.5						





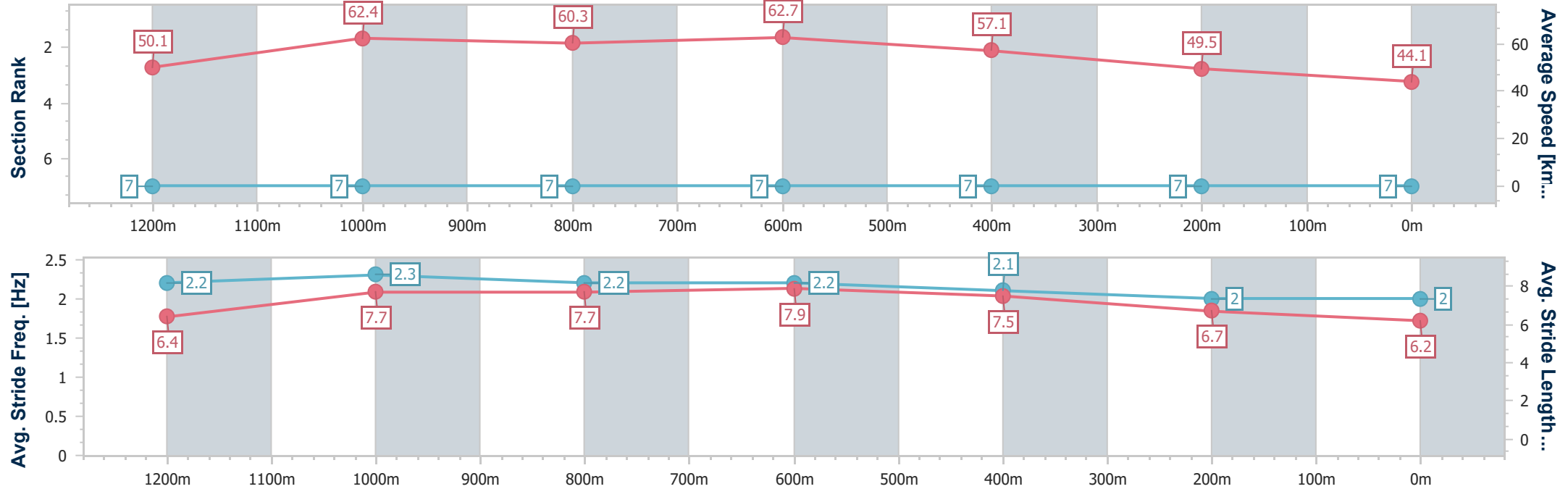
Horse/Jockey Name	Young Express
Final Rank	7
Fastest Section Time (Section)	0:11.45 (800m)
Top Speed [km/h] (Section)	63.1 (1200m)
Race State	Finished



TownsvilleProfessional
Race 1: LADBROKES FORM GENIUS QTIS Three-Year-Old
Maiden Plate - 1400m
12 June 2025 - 12:59
Track Rating: Good 4, Weather: Overcast, Rail Position: True Entire
Course.



Section	Overall	1200m	1000m	800m	600m	400m	200m						
Section Times	1:32.83 [7] (0:14.39)	1:18.44 [7] (0:11.55)	1:06.89 [7] (0:11.98)	0:54.91 [7] (0:11.45)	0:43.46 [7] (0:12.55)	0:30.91 [7] (0:14.58)	0:16.33 [7] (0:16.33)						
Average Speed [km/h]	50.1	62.4	60.3	62.7	57.1	49.5	44.1						
Top Speed [km/h]	62.7	63.1	61.8	63.1	62.3	53.5	46.3						
Avg. Dist. to Rail [m]	7.4	1.1	0.8	1.0	0.4	2.0	3.6						
Avg. Stride Freq. [Hz]	2.2	2.3	2.2	2.2	2.1	2.0	2.0						
Avg. Stride Length [m]	6.4	7.7	7.7	7.9	7.5	6.7	6.2						





Townsville Professional

Race 2: HATCHETT ST HEROES BENCHMARK 60 Handicap - 1609m

12 June 2025 - 13:35



Track Rating: Good 4, Weather: Overcast, Rail Position: True Entire Course.

Section						Overall	1400m	1200m	1000m	800m	600m	400m	Last 600m		
Field Times						1:35.90 (0:14.28)	1:21.62 (0:11.43)	1:10.19 (0:11.69)	0:58.50 (0:11.76)	0:46.74 (0:11.53)	0:35.21 (0:11.56)	0:23.65 (0:11.68)	0:35.21		
Rank	TAB	Horse/Jockey	Barrier	Top Speed [km/h]	Fastest Section									Distance Travelled [m]	
1	7	READY TIGER	3	64.3	0:11.36	1:35.90 [1]	1:21.37 [5]	1:09.85 [5]	0:58.01 [4]	0:46.08 [4]	0:34.48 [5]	0:23.12 [4]	0:34.48		
		Ashley Butler		600m	600m	(0:14.53)	(0:11.52)	(0:11.84)	(0:11.93)	(0:11.60)	(0:11.36)	(0:11.41)			
2	5	MORDECAI	5	66.1	0:11.14	1:36.07 [2]	1:20.92 [9]	1:09.43 [9]	0:57.60 [9]	0:45.70 [9]	0:34.26 [9]	0:23.12 [7]	0:34.26 +4		
		Sean Cormack		600m	600m	(0:15.15)	(0:11.49)	(0:11.83)	(0:11.90)	(0:11.44)	(0:11.14)	(0:11.28)			
3	3	JOE'S GIGGLE	4	65.7	0:11.32	1:36.08 [3]	1:21.37 [6]	1:09.96 [6]	0:58.05 [6]	0:46.05 [6]	0:34.55 [6]	0:23.23 [6]	0:34.55 +8		
		Denicious Smith		600m	600m	(0:14.71)	(0:11.41)	(0:11.91)	(0:12.00)	(0:11.50)	(0:11.32)	(0:11.44)			
4	4	KEEP ON RUNNING	9	65.9	0:11.19	1:36.16 [4]	1:21.17 [8]	1:09.75 [7]	0:57.88 [7]	0:45.83 [8]	0:34.37 [8]	0:23.18 [8]	0:34.37 +7		
		Justin Stanley		600m	600m	(0:14.99)	(0:11.42)	(0:11.87)	(0:12.05)	(0:11.46)	(0:11.19)	(0:11.25)			
5	1	MISSION HOUSE	8	65.6	0:11.28	1:36.27 [5]	1:21.77 [4]	1:10.49 [3]	0:58.80 [2]	0:47.11 [1]	0:35.46 [2]	0:24.02 [2]	0:35.46 +8		
		Olivia Kendal		1400m	1400m	(0:14.50)	(0:11.28)	(0:11.69)	(0:11.69)	(0:11.65)	(0:11.44)	(0:11.68)			
6	2	SET THE SAILS	6	65.9	0:11.43	1:36.41 [6]	1:22.13 [2]	1:10.63 [2]	0:58.77 [3]	0:46.91 [3]	0:35.44 [3]	0:24.01 [3]	0:35.44 +3		
		Jackson Murphy		1400m	600m	(0:14.28)	(0:11.50)	(0:11.86)	(0:11.86)	(0:11.47)	(0:11.43)	(0:11.66)			
7	6	KIDSTON	1	65.8	0:11.43	1:37.71 [7]	1:23.43 [1]	1:12.00 [1]	1:00.31 [1]	0:48.51 [2]	0:37.02 [1]	0:25.46 [1]	0:37.02 +1		
		Graham Kliese		1400m	1400m	(0:14.28)	(0:11.43)	(0:11.69)	(0:11.80)	(0:11.49)	(0:11.56)	(0:12.03)			
8	8	FANCIFUL MR FOX	7	64.5	0:11.46	1:37.76 [8]	1:23.31 [3]	1:11.81 [4]	0:59.86 [5]	0:47.86 [5]	0:36.38 [4]	0:24.92 [5]	0:36.38 +5		
		Adam Sewell		Overall	600m	(0:14.45)	(0:11.50)	(0:11.95)	(0:12.00)	(0:11.48)	(0:11.46)	(0:12.00)			
9	9	THE SEEKER	2	64.0	0:11.44	1:38.89 [9]	1:23.97 [7]	1:12.38 [8]	1:00.59 [8]	0:48.71 [7]	0:37.27 [7]	0:25.63 [9]	0:37.27 +0		
		Chris Meehan		800m	800m	(0:14.92)	(0:11.59)	(0:11.79)	(0:11.88)	(0:11.44)	(0:11.64)	(0:11.98)			



Townsville Professional

Race 2: HATCHETT ST HEROES BENCHMARK 60 Handicap - 1609m

12 June 2025 - 13:35



Track Rating: Good 4, Weather: Overcast, Rail Position: True Entire Course.

Section Field Times				200m 0:11.97 (0:11.97)				Last 600m 0:35.21	
Rank	TAB	Horse/Jockey	Barrier	Top Speed [km/h]	Fastest Section	Margin		Distance Travelled [m]	
1	7	READY TIGER	3	64.3	0:11.36	0:11.71 [3]	1:35.90	0:34.48	
		Ashley Butler		600m	600m	(0:11.71)			
2	5	MORDECAI	5	66.1	0:11.14	0:11.84 [4]	0.98L	0:34.26	+4
		Sean Cormack		600m	600m	(0:11.84)			
3	3	JOE'S GIGGLE	4	65.7	0:11.32	0:11.79 [7]	1.05L	0:34.55	+8
		Denicious Smith		600m	600m	(0:11.79)			
4	4	KEEP ON RUNNING	9	65.9	0:11.19	0:11.93 [5]	1.51L	0:34.37	+7
		Justin Stanley		600m	600m	(0:11.93)			
5	1	MISSION HOUSE	8	65.6	0:11.28	0:12.34 [1]	2.18L	0:35.46	+8
		Olivia Kendal		1400m	1400m	(0:12.34)			
6	2	SET THE SAILS	6	65.9	0:11.43	0:12.35 [2]	3L	0:35.44	+3
		Jackson Murphy		1400m	600m	(0:12.35)			
7	6	KIDSTON	1	65.8	0:11.43	0:13.43 [6]	10.66L	0:37.02	+1
		Graham Kliese		1400m	1400m	(0:13.43)			
8	8	FANCIFUL MR FOX	7	64.5	0:11.46	0:12.92 [8]	10.91L	0:36.38	+5
		Adam Sewell		Overall	600m	(0:12.92)			
9	9	THE SEEKER	2	64.0	0:11.44	0:13.65 [9]	17.61L	0:37.27	+0
		Chris Meehan		800m	800m	(0:13.65)			



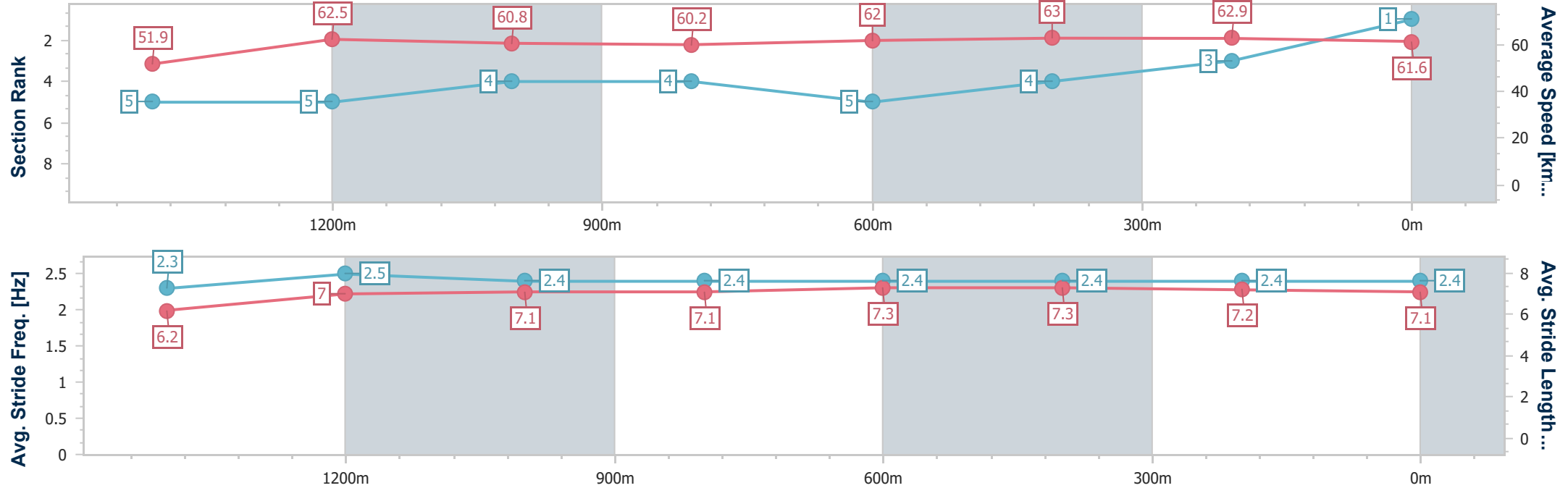
Horse/Jockey Name	Ready Tiger
Final Rank	1
Fastest Section Time (Section)	0:11.36 (600m)
Top Speed [km/h] (Section)	64.3 (600m)
Race State	Finished



TownsvilleProfessional
Race 2: HATCHETT ST HEROES BENCHMARK 60 Handicap - 1609m
12 June 2025 - 13:35
Track Rating: Good 4, Weather: Overcast, Rail Position: True Entire Course.



Section	Overall	1400m	1200m	1000m	800m	600m	400m	200m					
Section Times	1:35.90 [1] (0:14.53)	1:21.37 [5] (0:11.52)	1:09.85 [5] (0:11.84)	0:58.01 [4] (0:11.93)	0:46.08 [4] (0:11.60)	0:34.48 [5] (0:11.36)	0:23.12 [4] (0:11.41)	0:11.71 [3] (0:11.71)					
Average Speed [km/h]	51.9	62.5	60.8	60.2	62.0	63.0	62.9	61.6					
Top Speed [km/h]	63.6	63.8	62.6	62.2	63.7	64.3	63.3	63.0					
Avg. Dist. to Rail [m]	3.5	0.3	0.5	0.6	0.3	1.2	0.9	0.5					
Avg. Stride Freq. [Hz]	2.3	2.5	2.4	2.4	2.4	2.4	2.4	2.4					
Avg. Stride Length [m]	6.2	7.0	7.1	7.1	7.3	7.3	7.2	7.1					





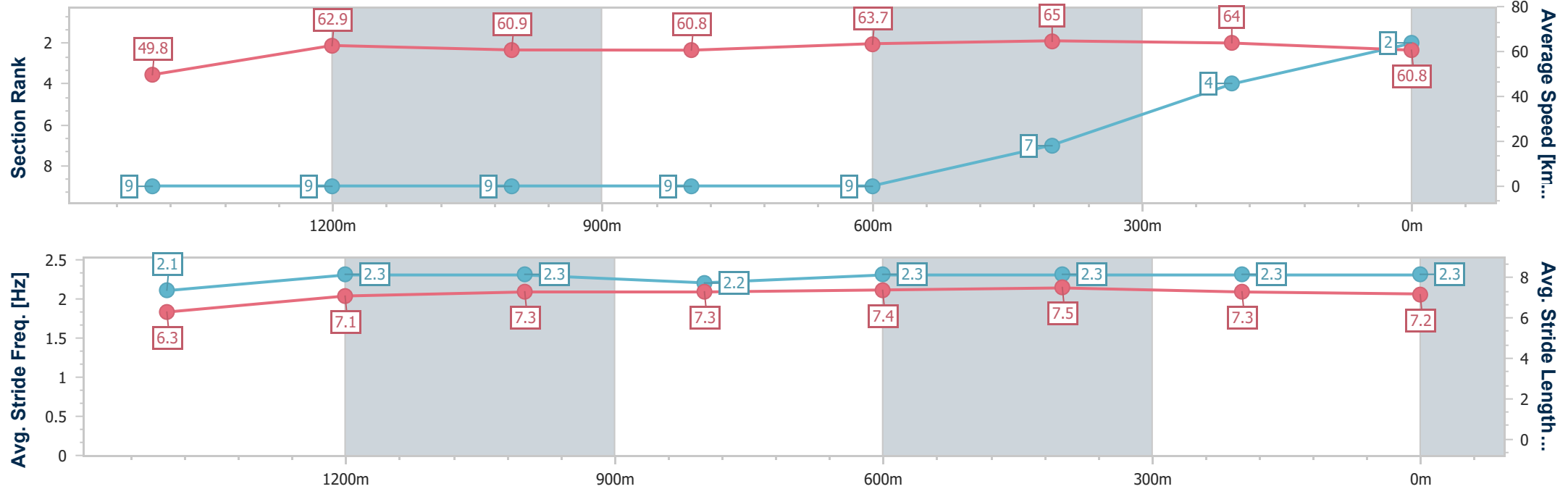
Horse/Jockey Name	Mordecai
Final Rank	2
Fastest Section Time (Section)	0:11.14 (600m)
Top Speed [km/h] (Section)	66.1 (600m)
Race State	Finished



TownsvilleProfessional
Race 2: HATCHETT ST HEROES BENCHMARK 60 Handicap - 1609m
12 June 2025 - 13:35
Track Rating: Good 4, Weather: Overcast, Rail Position: True Entire Course.



Section	Overall	1400m	1200m	1000m	800m	600m	400m	200m					
Section Times	1:36.07 [2] (0:15.15)	1:20.92 [9] (0:11.49)	1:09.43 [9] (0:11.83)	0:57.60 [9] (0:11.90)	0:45.70 [9] (0:11.44)	0:34.26 [9] (0:11.14)	0:23.12 [7] (0:11.28)	0:11.84 [4] (0:11.84)					
Average Speed [km/h]	49.8	62.9	60.9	60.8	63.7	65.0	64.0	60.8					
Top Speed [km/h]	63.4	64.0	62.2	62.7	64.3	66.1	64.6	63.1					
Avg. Dist. to Rail [m]	4.8	1.0	1.3	1.6	1.5	1.7	2.6	4.1					
Avg. Stride Freq. [Hz]	2.1	2.3	2.3	2.2	2.3	2.3	2.3	2.3					
Avg. Stride Length [m]	6.3	7.1	7.3	7.3	7.4	7.5	7.3	7.2					



[] Ranking at each section and finish
-.-.- No data available at this section
NA No data available



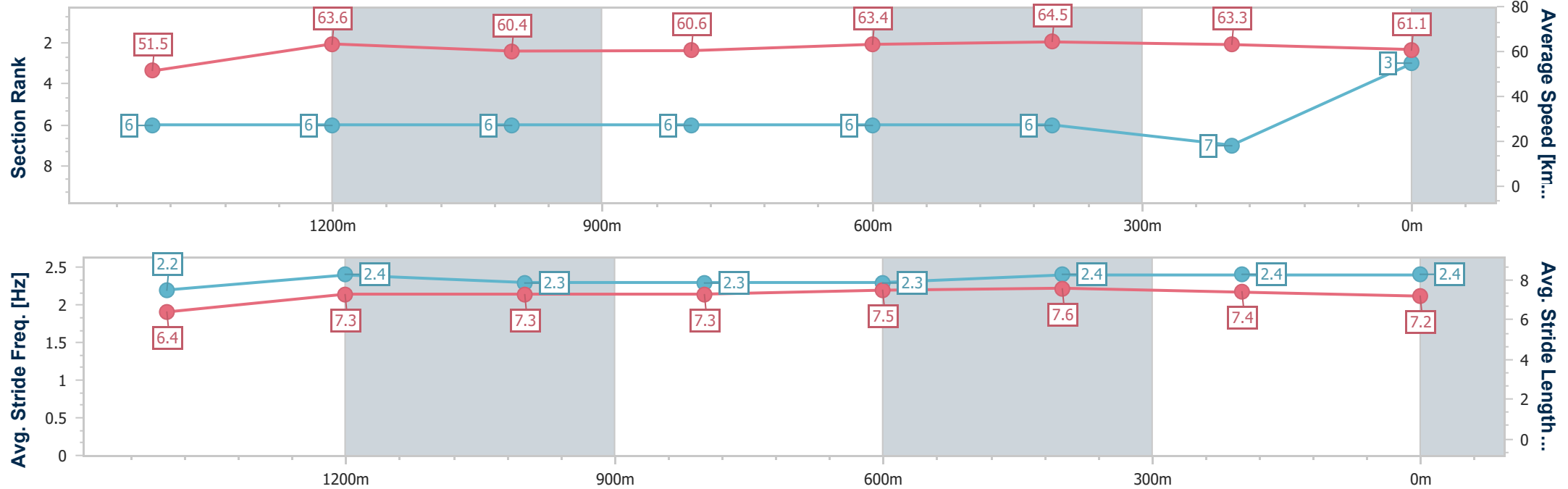
Horse/Jockey Name	Joe's Giggle
Final Rank	3
Fastest Section Time (Section)	0:11.32 (600m)
Top Speed [km/h] (Section)	65.7 (600m)
Race State	Finished



TownsvilleProfessional
Race 2: HATCHETT ST HEROES BENCHMARK 60 Handicap - 1609m
12 June 2025 - 13:35
Track Rating: Good 4, Weather: Overcast, Rail Position: True Entire Course.



Section	Overall	1400m	1200m	1000m	800m	600m	400m	200m					
Section Times	1:36.08 [3] (0:14.71)	1:21.37 [6] (0:11.41)	1:09.96 [6] (0:11.91)	0:58.05 [6] (0:12.00)	0:46.05 [6] (0:11.50)	0:34.55 [6] (0:11.32)	0:23.23 [6] (0:11.44)	0:11.79 [7] (0:11.79)					
Average Speed [km/h]	51.5	63.6	60.4	60.6	63.4	64.5	63.3	61.1					
Top Speed [km/h]	64.6	65.5	62.0	62.5	64.8	65.7	64.5	63.6					
Avg. Dist. to Rail [m]	5.3	1.6	1.3	2.1	2.4	2.9	4.6	6.0					
Avg. Stride Freq. [Hz]	2.2	2.4	2.3	2.3	2.3	2.4	2.4	2.4					
Avg. Stride Length [m]	6.4	7.3	7.3	7.3	7.5	7.6	7.4	7.2					





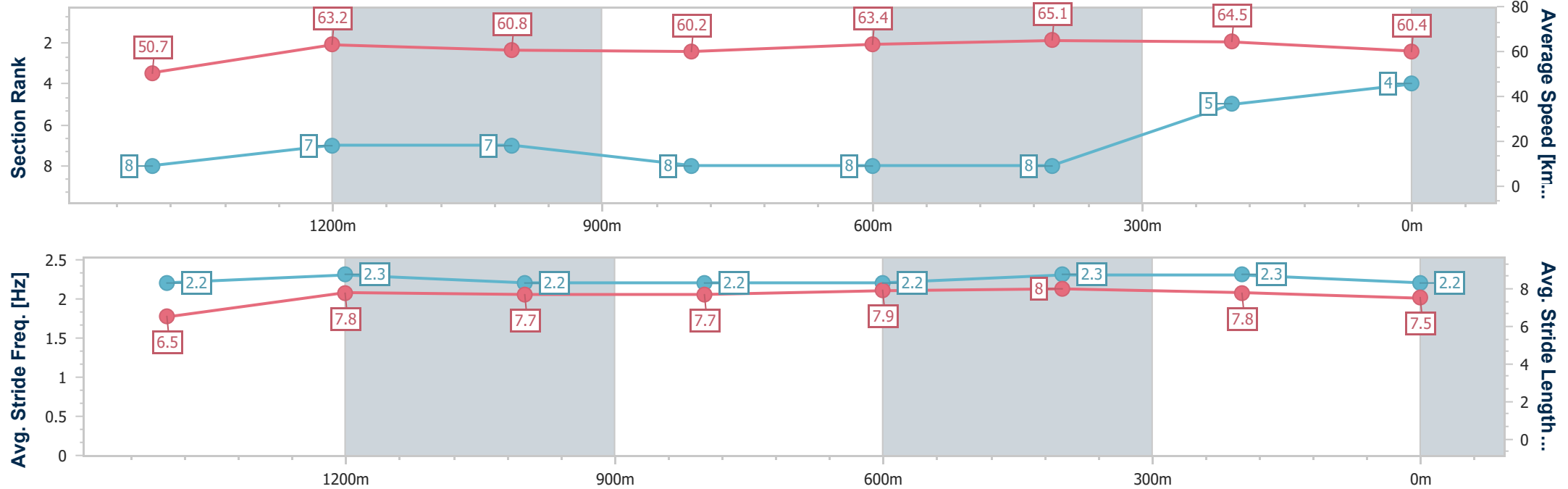
Horse/Jockey Name	Keep On Running
Final Rank	4
Fastest Section Time (Section)	0:11.19 (600m)
Top Speed [km/h] (Section)	65.9 (600m)
Race State	Finished



TownsvilleProfessional
Race 2: HATCHETT ST HEROES BENCHMARK 60 Handicap - 1609m
12 June 2025 - 13:35
Track Rating: Good 4, Weather: Overcast, Rail Position: True Entire Course.



Section	Overall	1400m	1200m	1000m	800m	600m	400m	200m					
Section Times	1:36.16 [4] (0:14.99)	1:21.17 [8] (0:11.42)	1:09.75 [7] (0:11.87)	0:57.88 [7] (0:12.05)	0:45.83 [8] (0:11.46)	0:34.37 [8] (0:11.19)	0:23.18 [8] (0:11.25)	0:11.93 [5] (0:11.93)					
Average Speed [km/h]	50.7	63.2	60.8	60.2	63.4	65.1	64.5	60.4					
Top Speed [km/h]	63.7	64.0	62.3	62.1	64.5	65.9	65.2	62.7					
Avg. Dist. to Rail [m]	7.1	1.0	1.3	1.4	1.9	2.6	4.9	7.7					
Avg. Stride Freq. [Hz]	2.2	2.3	2.2	2.2	2.2	2.3	2.3	2.2					
Avg. Stride Length [m]	6.5	7.8	7.7	7.7	7.9	8.0	7.8	7.5					





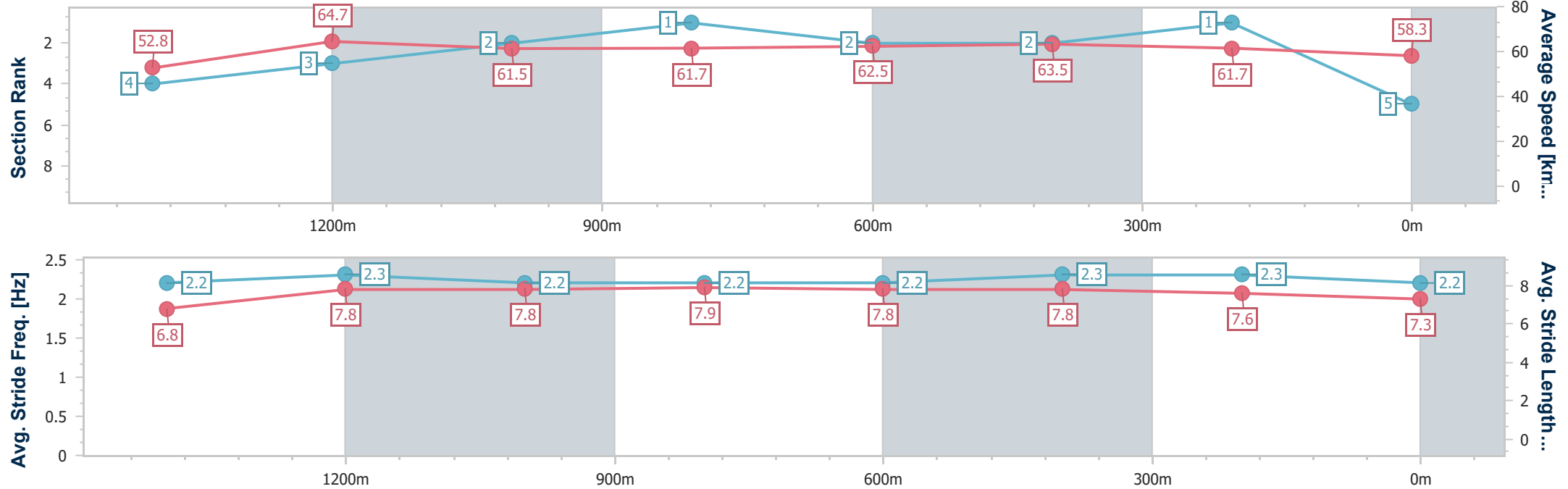
Horse/Jockey Name	Mission House
Final Rank	5
Fastest Section Time (Section)	0:11.28 (1400m)
Top Speed [km/h] (Section)	65.6 (1400m)
Race State	Finished



TownsvilleProfessional
Race 2: HATCHETT ST HEROES BENCHMARK 60 Handicap - 1609m
12 June 2025 - 13:35
Track Rating: Good 4, Weather: Overcast, Rail Position: True Entire Course.



Section	Overall	1400m	1200m	1000m	800m	600m	400m	200m					
Section Times	1:36.27 [5] (0:14.50)	1:21.77 [4] (0:11.28)	1:10.49 [3] (0:11.69)	0:58.80 [2] (0:11.69)	0:47.11 [1] (0:11.65)	0:35.46 [2] (0:11.44)	0:24.02 [2] (0:11.68)	0:12.34 [1] (0:12.34)					
Average Speed [km/h]	52.8	64.7	61.5	61.7	62.5	63.5	61.7	58.3					
Top Speed [km/h]	65.4	65.6	64.1	62.8	63.3	63.9	63.0	60.6					
Avg. Dist. to Rail [m]	8.5	3.5	1.0	0.7	2.3	1.6	2.0	2.5					
Avg. Stride Freq. [Hz]	2.2	2.3	2.2	2.2	2.2	2.3	2.3	2.2					
Avg. Stride Length [m]	6.8	7.8	7.8	7.9	7.8	7.8	7.6	7.3					





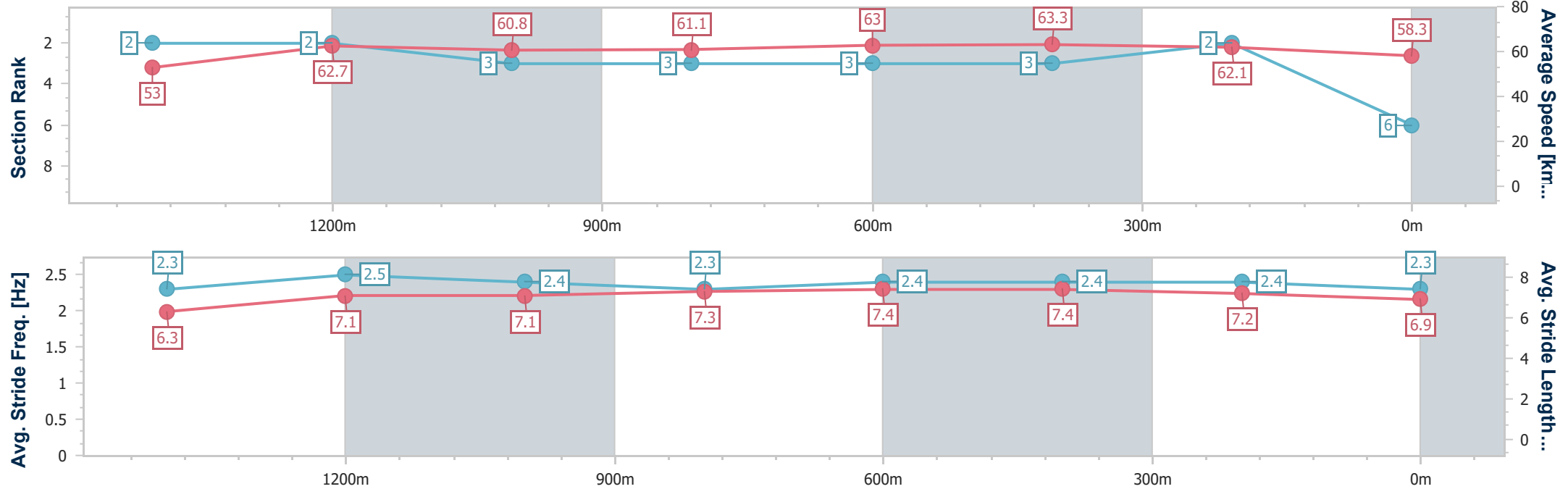
Horse/Jockey Name	Set The Sails
Final Rank	6
Fastest Section Time (Section)	0:11.43 (600m)
Top Speed [km/h] (Section)	65.9 (1400m)
Race State	Finished



TownsvilleProfessional
Race 2: HATCHETT ST HEROES BENCHMARK 60 Handicap - 1609m
12 June 2025 - 13:35
Track Rating: Good 4, Weather: Overcast, Rail Position: True Entire Course.



Section	Overall	1400m	1200m	1000m	800m	600m	400m	200m					
Section Times	1:36.41 [6] (0:14.28)	1:22.13 [2] (0:11.50)	1:10.63 [2] (0:11.86)	0:58.77 [3] (0:11.86)	0:46.91 [3] (0:11.47)	0:35.44 [3] (0:11.43)	0:24.01 [3] (0:11.66)	0:12.35 [2] (0:12.35)					
Average Speed [km/h]	53.0	62.7	60.8	61.1	63.0	63.3	62.1	58.3					
Top Speed [km/h]	65.8	65.9	62.4	62.0	63.5	63.8	63.9	61.8					
Avg. Dist. to Rail [m]	5.0	0.7	1.4	1.3	0.6	1.3	4.9	7.2					
Avg. Stride Freq. [Hz]	2.3	2.5	2.4	2.3	2.4	2.4	2.4	2.3					
Avg. Stride Length [m]	6.3	7.1	7.1	7.3	7.4	7.4	7.2	6.9					



[] Ranking at each section and finish
-.-.- No data available at this section
NA No data available



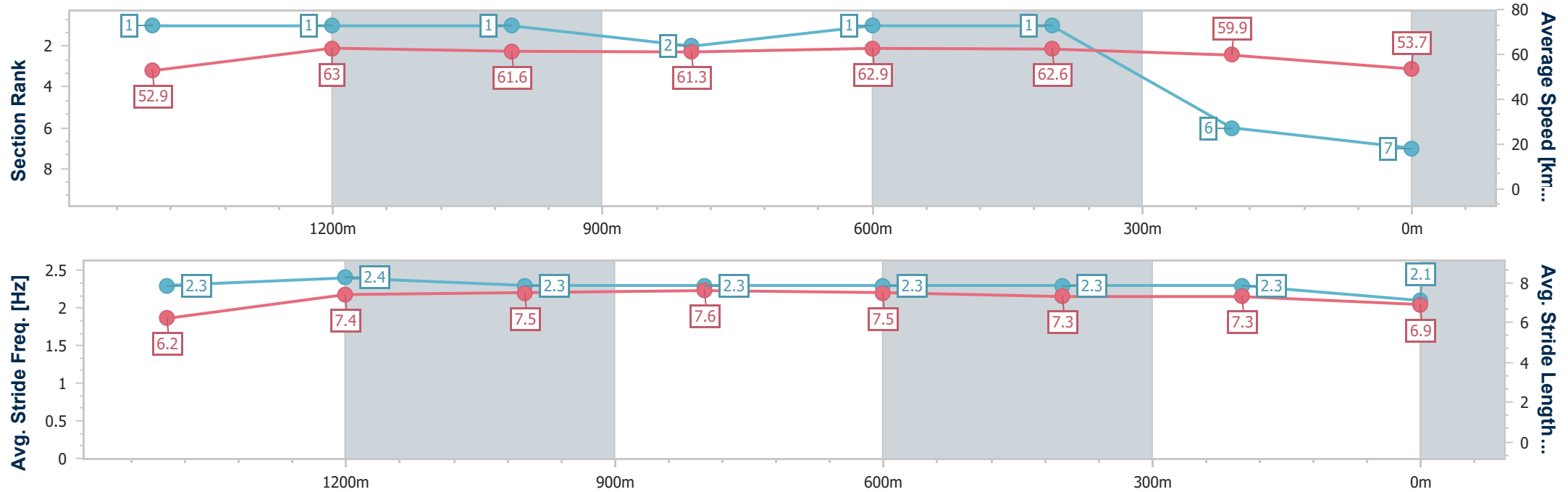
Horse/Jockey Name	Kidston
Final Rank	7
Fastest Section Time (Section)	0:11.43 (1400m)
Top Speed [km/h] (Section)	65.8 (1400m)
Race State	Finished



TownsvilleProfessional
Race 2: HATCHETT ST HEROES BENCHMARK 60 Handicap - 1609m
12 June 2025 - 13:35
Track Rating: Good 4, Weather: Overcast, Rail Position: True Entire Course.



Section	Overall	1400m	1200m	1000m	800m	600m	400m	200m					
Section Times	1:37.71 [7] (0:14.28)	1:23.43 [1] (0:11.43)	1:12.00 [1] (0:11.69)	1:00.31 [1] (0:11.80)	0:48.51 [2] (0:11.49)	0:37.02 [1] (0:11.56)	0:25.46 [1] (0:12.03)	0:13.43 [6] (0:13.43)					
Average Speed [km/h]	52.9	63.0	61.6	61.3	62.9	62.6	59.9	53.7					
Top Speed [km/h]	65.7	65.8	62.2	62.3	63.7	63.1	61.7	57.6					
Avg. Dist. to Rail [m]	2.5	0.5	0.3	0.7	0.8	1.1	1.4	1.2					
Avg. Stride Freq. [Hz]	2.3	2.4	2.3	2.3	2.3	2.3	2.3	2.1					
Avg. Stride Length [m]	6.2	7.4	7.5	7.6	7.5	7.3	7.3	6.9					





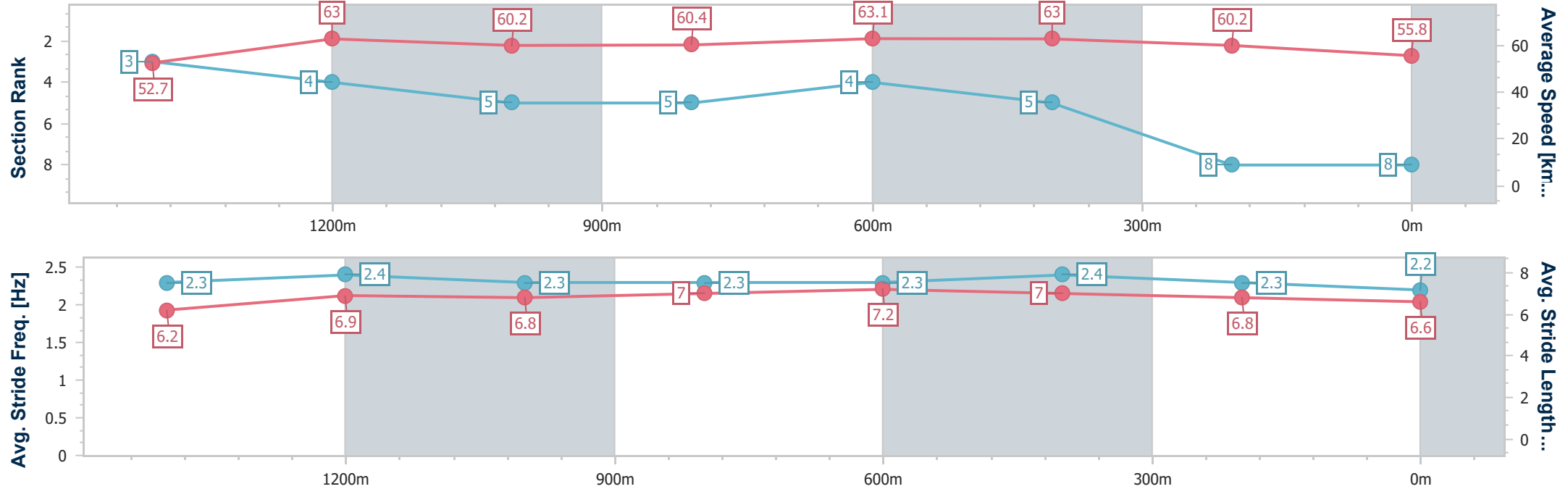
Horse/Jockey Name	Fanciful Mr Fox
Final Rank	8
Fastest Section Time (Section)	0:11.46 (600m)
Top Speed [km/h] (Section)	64.5 (Overall)
Race State	Finished



TownsvilleProfessional
Race 2: HATCHETT ST HEROES BENCHMARK 60 Handicap - 1609m
12 June 2025 - 13:35
Track Rating: Good 4, Weather: Overcast, Rail Position: True Entire Course.



Section	Overall	1400m	1200m	1000m	800m	600m	400m	200m					
Section Times	1:37.76 [8] (0:14.45)	1:23.31 [3] (0:11.50)	1:11.81 [4] (0:11.95)	0:59.86 [5] (0:12.00)	0:47.86 [5] (0:11.48)	0:36.38 [4] (0:11.46)	0:24.92 [5] (0:12.00)	0:12.92 [8] (0:12.92)					
Average Speed [km/h]	52.7	63.0	60.2	60.4	63.1	63.0	60.2	55.8					
Top Speed [km/h]	64.5	64.5	62.0	61.5	63.7	64.0	61.6	58.3					
Avg. Dist. to Rail [m]	7.3	1.9	1.4	1.3	0.9	1.1	2.9	4.4					
Avg. Stride Freq. [Hz]	2.3	2.4	2.3	2.3	2.3	2.4	2.3	2.2					
Avg. Stride Length [m]	6.2	6.9	6.8	7.0	7.2	7.0	6.8	6.6					





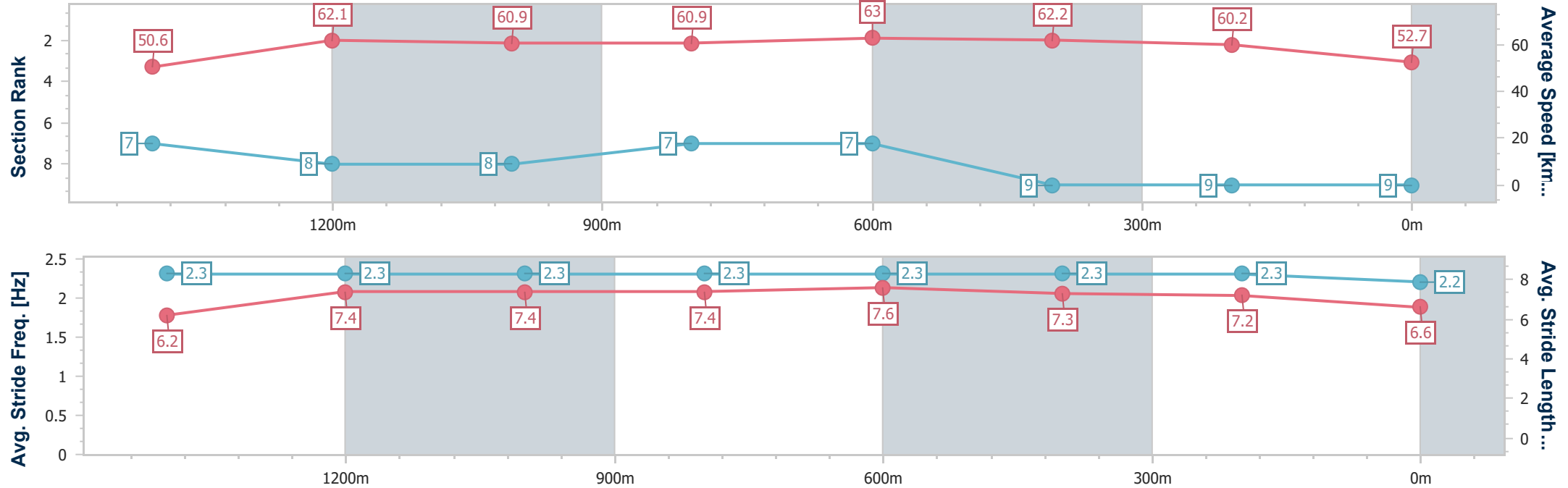
Horse/Jockey Name	The Seeker
Final Rank	9
Fastest Section Time (Section)	0:11.44 (800m)
Top Speed [km/h] (Section)	64.0 (800m)
Race State	Finished



TownsvilleProfessional
Race 2: HATCHETT ST HEROES BENCHMARK 60 Handicap - 1609m
12 June 2025 - 13:35
Track Rating: Good 4, Weather: Overcast, Rail Position: True Entire Course.



Section	Overall	1400m	1200m	1000m	800m	600m	400m	200m					
Section Times	1:38.89 [9] (0:14.92)	1:23.97 [7] (0:11.59)	1:12.38 [8] (0:11.79)	1:00.59 [8] (0:11.88)	0:48.71 [7] (0:11.44)	0:37.27 [7] (0:11.64)	0:25.63 [9] (0:11.98)	0:13.65 [9] (0:13.65)					
Average Speed [km/h]	50.6	62.1	60.9	60.9	63.0	62.2	60.2	52.7					
Top Speed [km/h]	63.6	63.9	62.8	62.4	64.0	63.4	61.6	57.2					
Avg. Dist. to Rail [m]	3.1	0.2	0.2	0.7	0.3	1.0	1.9	1.3					
Avg. Stride Freq. [Hz]	2.3	2.3	2.3	2.3	2.3	2.3	2.3	2.2					
Avg. Stride Length [m]	6.2	7.4	7.4	7.4	7.6	7.3	7.2	6.6					





Townsville Professional

Race 3: SOPHIA MABEL & THE CUDDLIES Maiden Handicap - 1000m

12 June 2025 - 14:14



Track Rating: Good 4, Weather: Overcast, Rail Position: True Entire Course.

Section							Overall	800m	600m	400m	200m			Last 600m	
Field Times							0:55.75 (0:12.75)	0:43.00 (0:10.07)	0:32.93 (0:10.58)	0:22.35 (0:10.79)	0:11.56 (0:11.56)			0:32.93	
Rank	TAB	Horse/Jockey	Barrier	Top Speed [km/h]	Fastest Section						Margin			Distance Travelled [m]	
1	9	EXOLENT CHOICE	9	73.8	0:09.94	0:55.75 [1]	0:42.69 [2]	0:32.75 [2]	0:22.30 [2]	0:11.56 [1]	0:55.75			0:32.75	
		Micheal McDonald		800m	800m	(0:13.06)	(0:09.94)	(0:10.45)	(0:10.74)	(0:11.56)					
2	4	GOLDEN OCTAVIAN	2	71.8	0:10.10	0:56.06 [2]	0:42.93 [6]	0:32.83 [3]	0:22.37 [3]	0:11.56 [3]	1.84L			0:32.83	+1
		Ryan Wiggins		800m	800m	(0:13.13)	(0:10.10)	(0:10.46)	(0:10.81)	(0:11.56)					
3	2	BIG DEMEANOR	4	71.2	0:10.22	0:56.25 [3]	0:42.88 [9]	0:32.66 [7]	0:22.35 [4]	0:11.58 [4]	2.95L			0:32.66	+0
		Chris Meehan		800m	800m	(0:13.37)	(0:10.22)	(0:10.31)	(0:10.77)	(0:11.58)					
4	13	STARMEIRA	13	71.3	0:10.41	0:56.44 [4]	0:43.07 [8]	0:32.66 [8]	0:22.23 [8]	0:11.37 [5]	4.03L			0:32.66	+0
		Adam Sewell		800m	800m	(0:13.37)	(0:10.41)	(0:10.43)	(0:10.86)	(0:11.37)					
5	15	ONE SHOT MORE	15	73.8	0:10.07	0:56.46 [5]	0:43.71 [1]	0:33.64 [1]	0:23.06 [1]	0:12.11 [2]	4.18L			0:33.64	+0
		Raul Silvera Olivera		800m	800m	(0:12.75)	(0:10.07)	(0:10.58)	(0:10.95)	(0:12.11)					
6	5	GOODNIGHT ROMEO	10	70.6	0:10.52	0:56.70 [6]	0:43.43 [7]	0:32.91 [9]	0:22.32 [9]	0:11.56 [7]	5.57L			0:32.91	+1
		Graham Kliese		600m	800m	(0:13.27)	(0:10.52)	(0:10.59)	(0:10.76)	(0:11.56)					
7	11	KOBIE'S LUCK	3	70.8	0:10.36	0:56.94 [7]	0:43.82 [5]	0:33.46 [6]	0:22.87 [5]	0:11.85 [6]	6.97L			0:33.46	+2
		Justin Stanley		800m	800m	(0:13.12)	(0:10.36)	(0:10.59)	(0:11.02)	(0:11.85)					
8	10	VAGABOND PRINCE	5	71.6	0:10.34	0:57.00 [8]	0:43.90 [3]	0:33.56 [5]	0:22.81 [7]	0:11.76 [9]	7.34L			0:33.56	+5
		Wanderson D'Avila		800m	800m	(0:13.10)	(0:10.34)	(0:10.75)	(0:11.05)	(0:11.76)					
9	8	TOO MUCH GOLD	12	72.2	0:10.49	0:57.05 [9]	0:43.58 [11]	0:33.09 [10]	0:22.44 [10]	0:11.52 [10]	7.66L			0:33.09	+2
		Aidan Holt		800m	800m	(0:13.47)	(0:10.49)	(0:10.65)	(0:10.92)	(0:11.52)					
10	12	PARDON THE PURR	8	72.7	0:10.30	0:57.13 [10]	0:44.03 [4]	0:33.73 [4]	0:23.04 [6]	0:11.95 [8]	8.1L			0:33.73	+4
		Jason Taylor		800m	800m	(0:13.10)	(0:10.30)	(0:10.69)	(0:11.09)	(0:11.95)					



TownsvilleProfessional

Race 3: SOPHIA MABEL & THE CUDDLIES Maiden Handicap - 1000m

12 June 2025 - 14:14



Track Rating: Good 4, Weather: Overcast, Rail Position: True Entire Course.

Section						Overall	800m	600m	400m	200m			
Field Times						0:55.75 (0:12.75)	0:43.00 (0:10.07)	0:32.93 (0:10.58)	0:22.35 (0:10.79)	0:11.56 (0:11.56)	Last 600m 0:32.93		
Rank	TAB	Horse/Jockey	Barrier	Top Speed [km/h]	Fastest Section						Margin		
11	14	HOLD MY HALO	11	72.0	0:10.53	0:57.27 [11]	0:43.51 [15]	0:32.93 [15]	0:22.40 [13]	0:11.67 [11]	8.96L	0:32.93	+8
		Olivia Kendal		600m	600m	(0:13.76)	(0:10.58)	(0:10.53)	(0:10.73)	(0:11.67)			
12	3	BINGHAMTON	6	70.9	0:10.42	0:57.36 [12]	0:43.60 [14]	0:33.18 [14]	0:22.46 [14]	0:11.57 [13]	9.48L	0:33.18	+2
		Denicious Smith		800m	800m	(0:13.76)	(0:10.42)	(0:10.72)	(0:10.89)	(0:11.57)			
13	1	SAVVY MONK	7	70.0	0:10.52	0:57.76 [13]	0:44.31 [10]	0:33.79 [11]	0:22.96 [11]	0:11.82 [14]	11.83L	0:33.79	+1
		Ivo Fry		800m	800m	(0:13.45)	(0:10.52)	(0:10.83)	(0:11.14)	(0:11.82)			
14	6	GONCALO	1	70.0	0:10.55	0:58.03 [14]	0:44.47 [13]	0:33.92 [13]	0:23.07 [15]	0:11.84 [15]	13.43L	0:33.92	-1
		Tyler Leslight		800m	800m	(0:13.56)	(0:10.55)	(0:10.85)	(0:11.23)	(0:11.84)			
15	7	IL FAGIOLO	14	69.8	0:10.59	0:58.13 [15]	0:44.62 [12]	0:34.03 [12]	0:23.31 [12]	0:12.40 [12]	13.97L	0:34.03	+4
		Jackson Murphy		800m	800m	(0:13.51)	(0:10.59)	(0:10.72)	(0:10.91)	(0:12.40)			



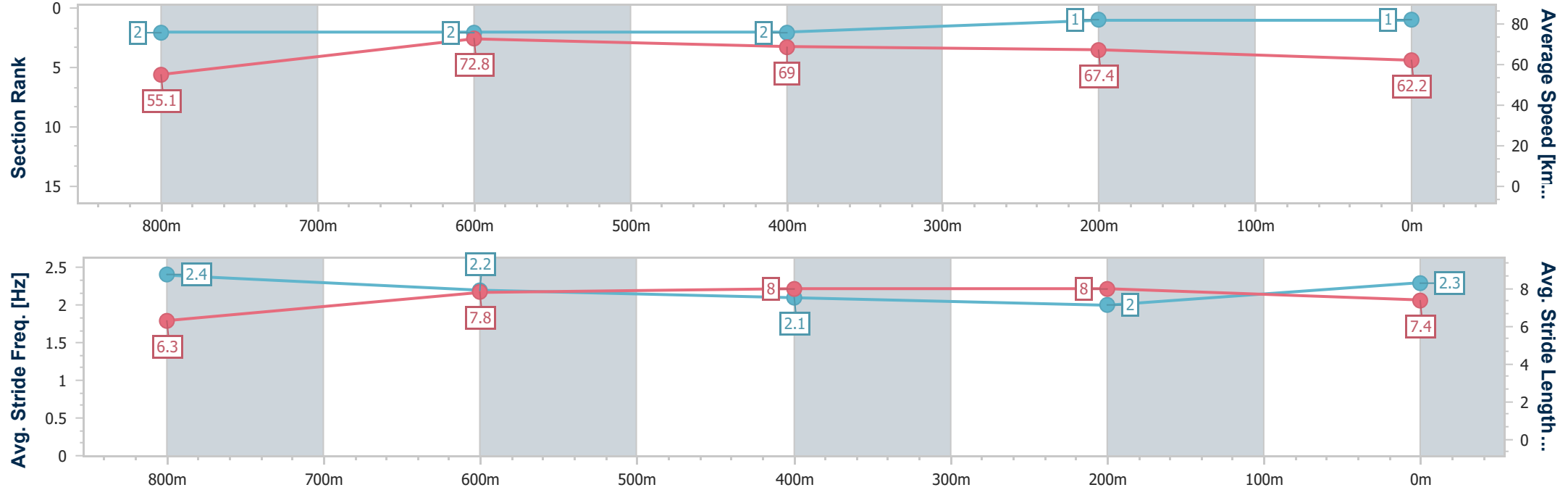
Horse/Jockey Name	Exolent Choice
Final Rank	1
Fastest Section Time (Section)	0:09.94 (800m)
Top Speed [km/h] (Section)	73.8 (800m)
Race State	Finished



TownsvilleProfessional
Race 3: SOPHIA MABEL & THE CUDDLIES Maiden Handicap - 1000m
12 June 2025 - 14:14
Track Rating: Good 4, Weather: Overcast, Rail Position: True Entire Course.



Section	Overall	800m	600m	400m	200m										
Section Times	0:55.75 [1] (0:13.06)	0:42.69 [2] (0:09.94)	0:32.75 [2] (0:10.45)	0:22.30 [2] (0:10.74)	0:11.56 [1] (0:11.56)										
Average Speed [km/h]	55.1	72.8	69.0	67.4	62.2										
Top Speed [km/h]	72.7	73.8	70.2	69.1	65.9										
Avg. Dist. to Rail [m]	9.5	2.3	0.4	3.2	6.4										
Avg. Stride Freq. [Hz]	2.4	2.2	2.1	2.0	2.3										
Avg. Stride Length [m]	6.3	7.8	8.0	8.0	7.4										





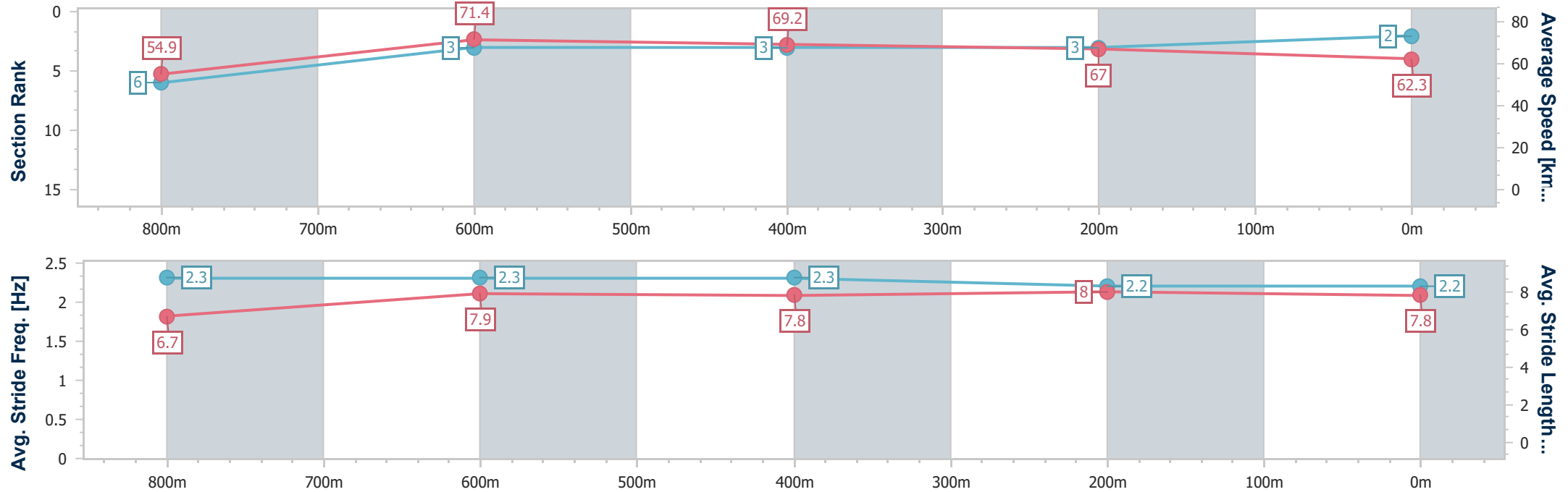
Horse/Jockey Name	Golden Octavian
Final Rank	2
Fastest Section Time (Section)	0:10.10 (800m)
Top Speed [km/h] (Section)	71.8 (800m)
Race State	Finished



TownsvilleProfessional
Race 3: SOPHIA MABEL & THE CUDDLIES Maiden Handicap - 1000m
12 June 2025 - 14:14
Track Rating: Good 4, Weather: Overcast, Rail Position: True Entire Course.



Section	Overall	800m	600m	400m	200m								
Section Times	0:56.06 [2] (0:13.13)	0:42.93 [6] (0:10.10)	0:32.83 [3] (0:10.46)	0:22.37 [3] (0:10.81)	0:11.56 [3] (0:11.56)								
Average Speed [km/h]	54.9	71.4	69.2	67.0	62.3								
Top Speed [km/h]	70.8	71.8	71.4	68.5	65.5								
Avg. Dist. to Rail [m]	3.0	0.9	1.0	3.9	5.0								
Avg. Stride Freq. [Hz]	2.3	2.3	2.3	2.2	2.2								
Avg. Stride Length [m]	6.7	7.9	7.8	8.0	7.8								





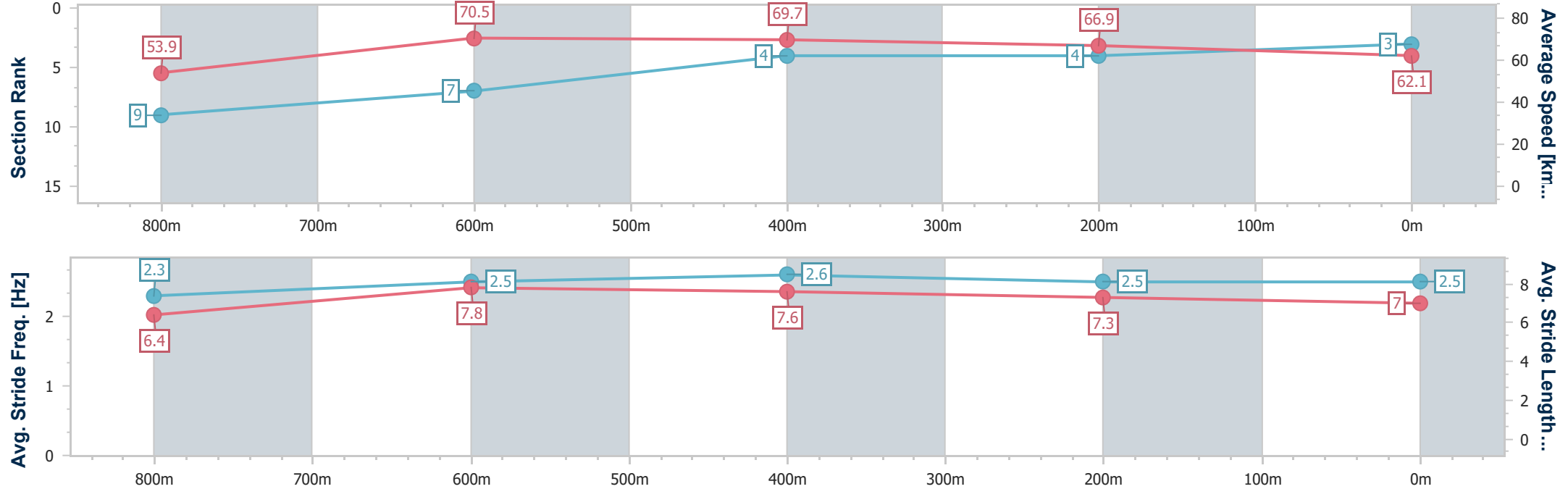
Horse/Jockey Name	Big Demeanor
Final Rank	3
Fastest Section Time (Section)	0:10.22 (800m)
Top Speed [km/h] (Section)	71.2 (800m)
Race State	Finished



TownsvilleProfessional
Race 3: SOPHIA MABEL & THE CUDDLIES Maiden Handicap - 1000m
12 June 2025 - 14:14
Track Rating: Good 4, Weather: Overcast, Rail Position: True Entire Course.



Section	Overall	800m	600m	400m	200m								
Section Times	0:56.25 [3] (0:13.37)	0:42.88 [9] (0:10.22)	0:32.66 [7] (0:10.31)	0:22.35 [4] (0:10.77)	0:11.58 [4] (0:11.58)								
Average Speed [km/h]	53.9	70.5	69.7	66.9	62.1								
Top Speed [km/h]	70.2	71.2	70.8	67.7	65.2								
Avg. Dist. to Rail [m]	4.8	0.8	0.5	1.2	1.0								
Avg. Stride Freq. [Hz]	2.3	2.5	2.6	2.5	2.5								
Avg. Stride Length [m]	6.4	7.8	7.6	7.3	7.0								





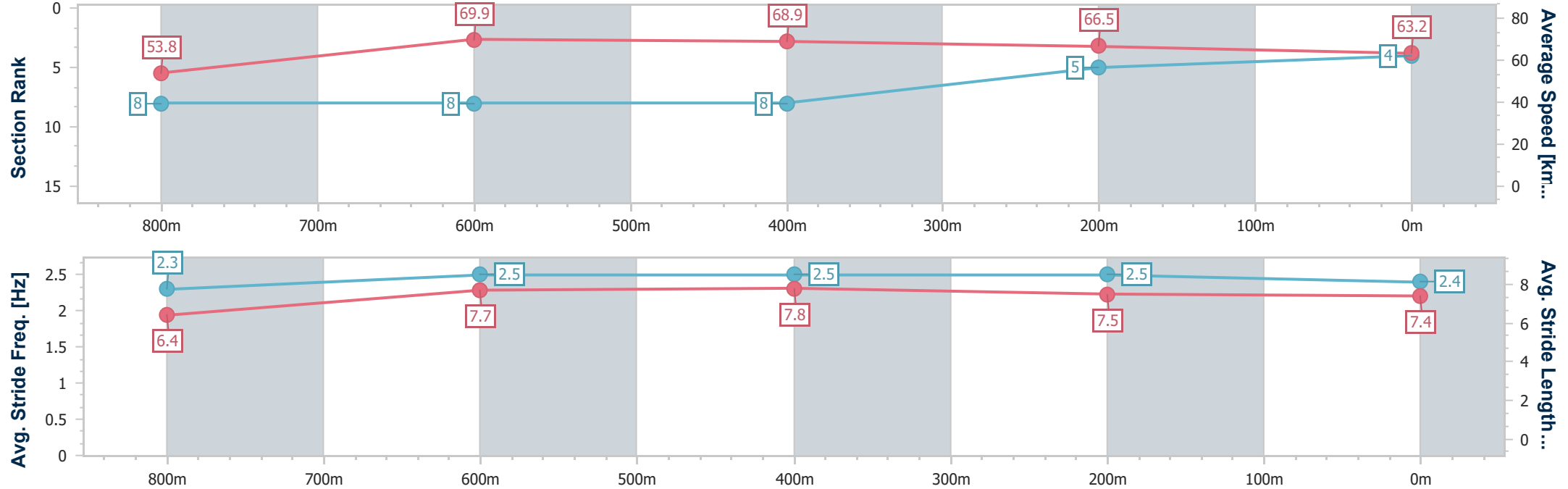
Horse/Jockey Name	Starmeira
Final Rank	4
Fastest Section Time (Section)	0:10.41 (800m)
Top Speed [km/h] (Section)	71.3 (800m)
Race State	Finished



TownsvilleProfessional
Race 3: SOPHIA MABEL & THE CUDDLIES Maiden Handicap - 1000m
12 June 2025 - 14:14
Track Rating: Good 4, Weather: Overcast, Rail Position: True Entire Course.



Section	Overall	800m	600m	400m	200m										
Section Times	0:56.44 [4] (0:13.37)	0:43.07 [8] (0:10.41)	0:32.66 [8] (0:10.43)	0:22.23 [8] (0:10.86)	0:11.37 [5] (0:11.37)										
Average Speed [km/h]	53.8	69.9	68.9	66.5	63.2										
Top Speed [km/h]	70.1	71.3	70.6	67.4	66.5										
Avg. Dist. to Rail [m]	11.2	3.1	0.6	1.7	3.7										
Avg. Stride Freq. [Hz]	2.3	2.5	2.5	2.5	2.4										
Avg. Stride Length [m]	6.4	7.7	7.8	7.5	7.4										





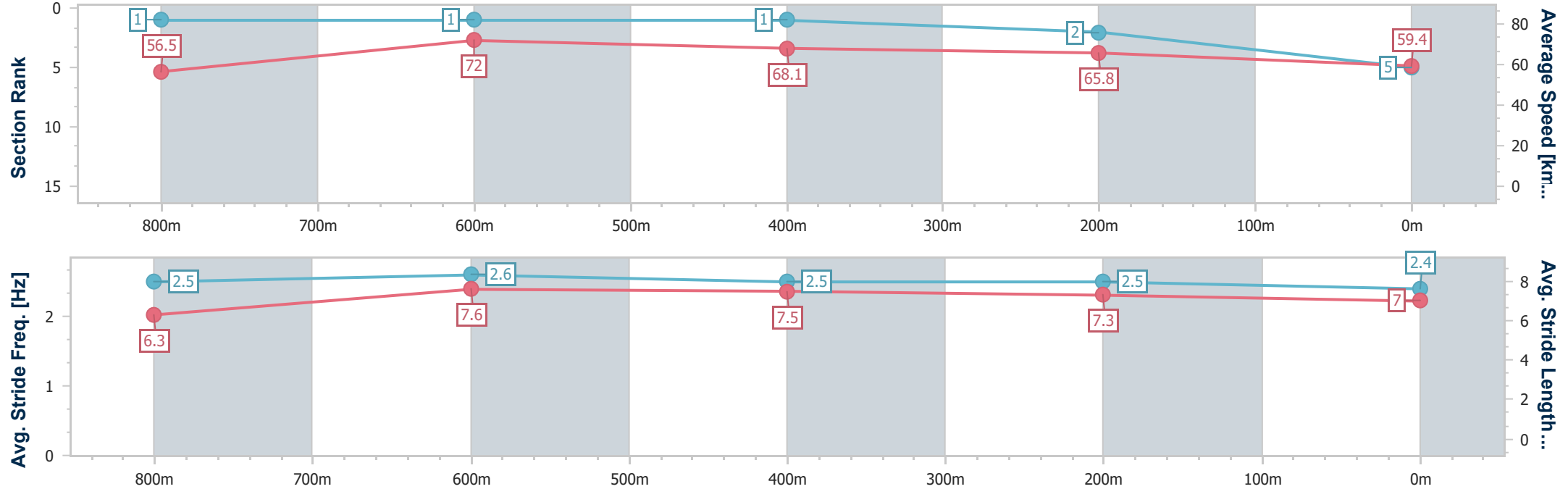
Horse/Jockey Name	One Shot More
Final Rank	5
Fastest Section Time (Section)	0:10.07 (800m)
Top Speed [km/h] (Section)	73.8 (800m)
Race State	Finished



TownsvilleProfessional
Race 3: SOPHIA MABEL & THE CUDDLIES Maiden Handicap - 1000m
12 June 2025 - 14:14
Track Rating: Good 4, Weather: Overcast, Rail Position: True Entire Course.



Section	Overall	800m	600m	400m	200m								
Section Times	0:56.46 [5] (0:12.75)	0:43.71 [1] (0:10.07)	0:33.64 [1] (0:10.58)	0:23.06 [1] (0:10.95)	0:12.11 [2] (0:12.11)								
Average Speed [km/h]	56.5	72.0	68.1	65.8	59.4								
Top Speed [km/h]	72.7	73.8	69.0	68.1	63.1								
Avg. Dist. to Rail [m]	14.9	2.5	0.3	1.1	1.3								
Avg. Stride Freq. [Hz]	2.5	2.6	2.5	2.5	2.4								
Avg. Stride Length [m]	6.3	7.6	7.5	7.3	7.0								





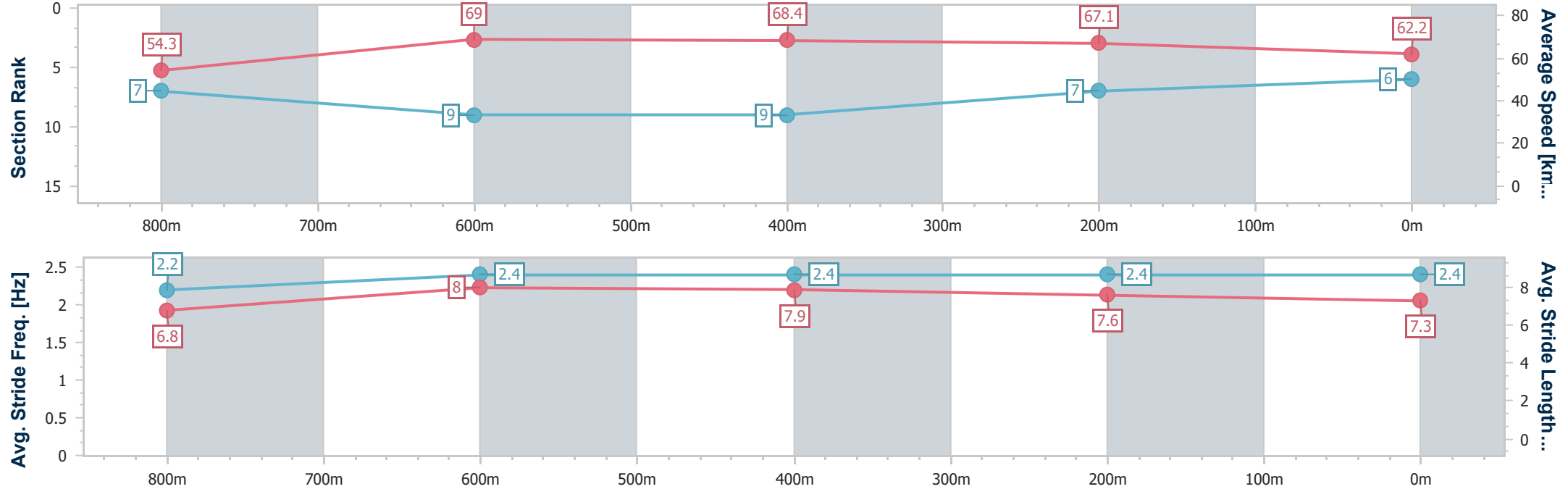
Horse/Jockey Name	Goodnight Romeo
Final Rank	6
Fastest Section Time (Section)	0:10.52 (800m)
Top Speed [km/h] (Section)	70.6 (600m)
Race State	Finished



TownsvilleProfessional
Race 3: SOPHIA MABEL & THE CUDDLIES Maiden Handicap - 1000m
12 June 2025 - 14:14
Track Rating: Good 4, Weather: Overcast, Rail Position: True Entire Course.



Section	Overall	800m	600m	400m	200m									
Section Times	0:56.70 [6] (0:13.27)	0:43.43 [7] (0:10.52)	0:32.91 [9] (0:10.59)	0:22.32 [9] (0:10.76)	0:11.56 [7] (0:11.56)									
Average Speed [km/h]	54.3	69.0	68.4	67.1	62.2									
Top Speed [km/h]	70.3	70.3	70.6	68.2	66.2									
Avg. Dist. to Rail [m]	9.5	2.4	1.3	1.2	2.2									
Avg. Stride Freq. [Hz]	2.2	2.4	2.4	2.4	2.4									
Avg. Stride Length [m]	6.8	8.0	7.9	7.6	7.3									





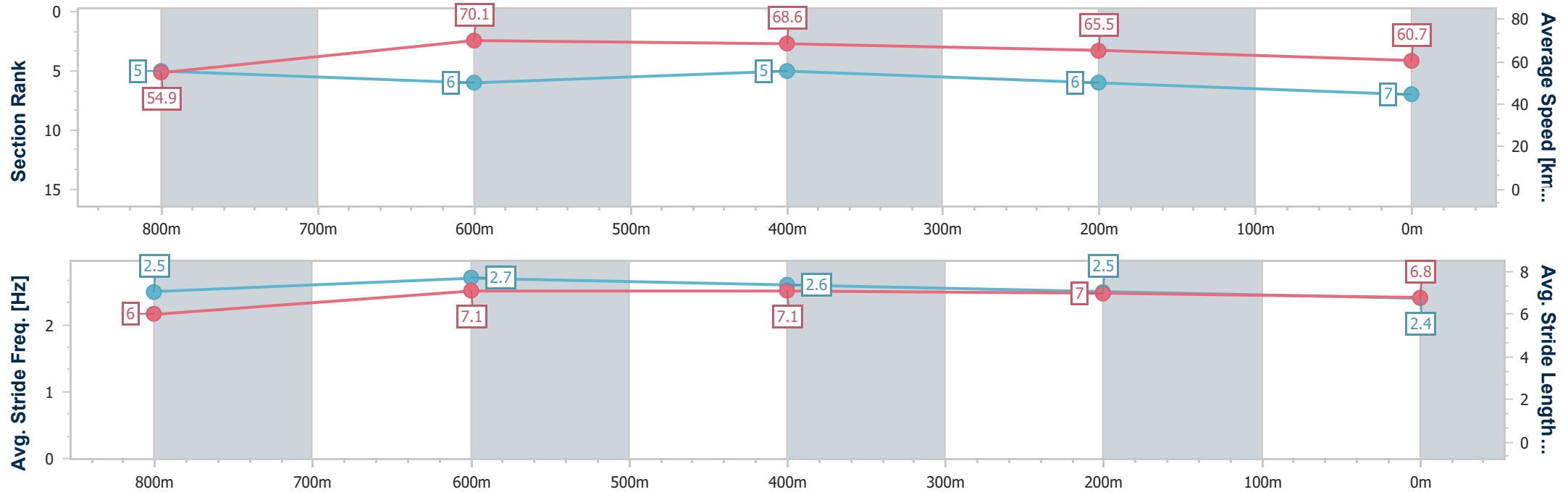
Horse/Jockey Name	Kobie's Luck
Final Rank	7
Fastest Section Time (Section)	0:10.36 (800m)
Top Speed [km/h] (Section)	70.8 (800m)
Race State	Finished



TownsvilleProfessional
Race 3: SOPHIA MABEL & THE CUDDLIES Maiden Handicap - 1000m
12 June 2025 - 14:14
Track Rating: Good 4, Weather: Overcast, Rail Position: True Entire Course.



Section	Overall	800m	600m	400m	200m								
Section Times	0:56.94 [7] (0:13.12)	0:43.82 [5] (0:10.36)	0:33.46 [6] (0:10.59)	0:22.87 [5] (0:11.02)	0:11.85 [6] (0:11.85)								
Average Speed [km/h]	54.9	70.1	68.6	65.5	60.7								
Top Speed [km/h]	70.6	70.8	70.0	67.5	64.0								
Avg. Dist. to Rail [m]	5.0	2.2	1.6	1.5	2.4								
Avg. Stride Freq. [Hz]	2.5	2.7	2.6	2.5	2.4								
Avg. Stride Length [m]	6.0	7.1	7.1	7.0	6.8								





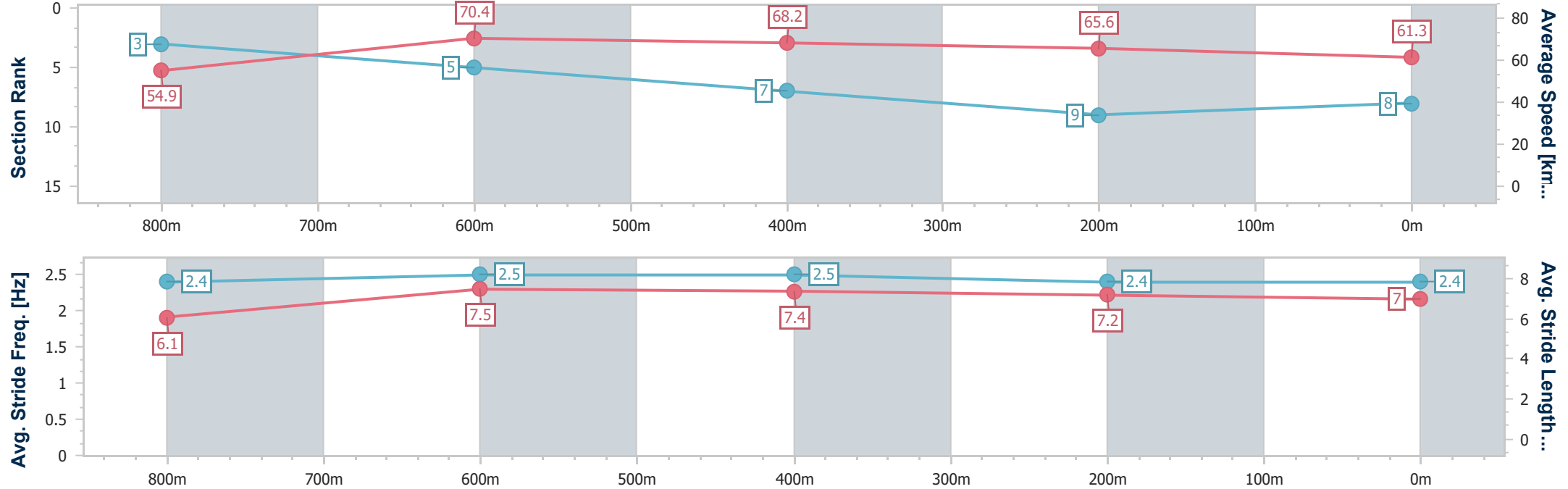
Horse/Jockey Name	Vagabond Prince
Final Rank	8
Fastest Section Time (Section)	0:10.34 (800m)
Top Speed [km/h] (Section)	71.6 (800m)
Race State	Finished



TownsvilleProfessional
Race 3: SOPHIA MABEL & THE CUDDLIES Maiden Handicap - 1000m
12 June 2025 - 14:14
Track Rating: Good 4, Weather: Overcast, Rail Position: True Entire Course.



Section	Overall	800m	600m	400m	200m								
Section Times	0:57.00 [8] (0:13.10)	0:43.90 [3] (0:10.34)	0:33.56 [5] (0:10.75)	0:22.81 [7] (0:11.05)	0:11.76 [9] (0:11.76)								
Average Speed [km/h]	54.9	70.4	68.2	65.6	61.3								
Top Speed [km/h]	71.2	71.6	69.7	67.0	64.0								
Avg. Dist. to Rail [m]	6.6	3.0	3.6	4.3	6.0								
Avg. Stride Freq. [Hz]	2.4	2.5	2.5	2.4	2.4								
Avg. Stride Length [m]	6.1	7.5	7.4	7.2	7.0								





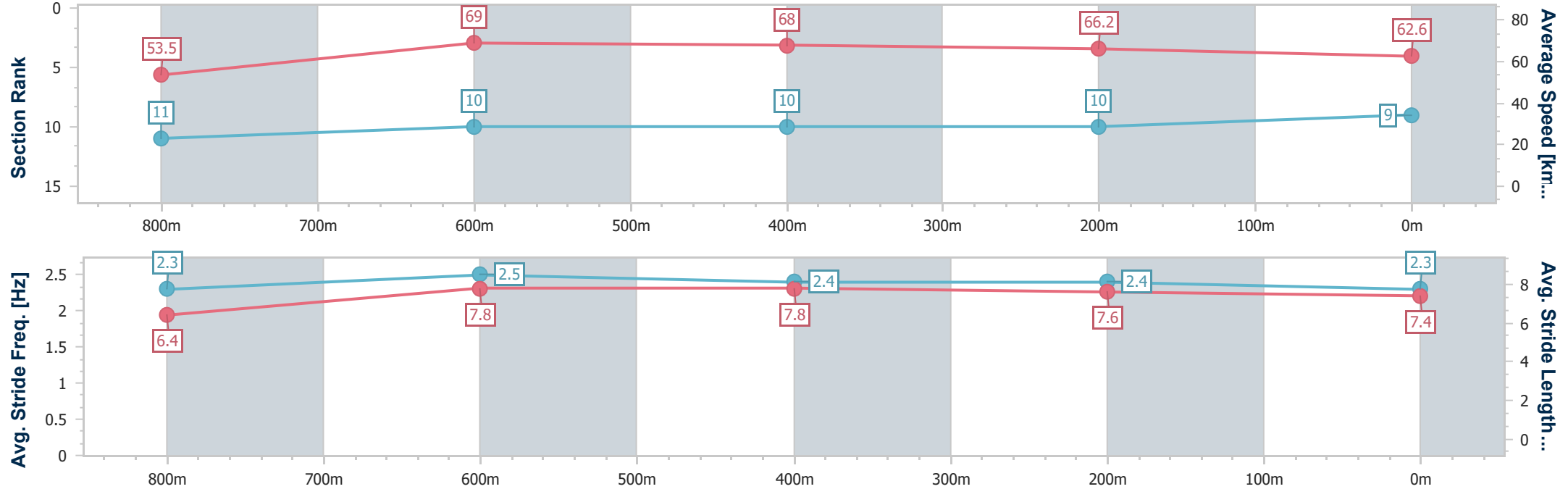
Horse/Jockey Name	Too Much Gold
Final Rank	9
Fastest Section Time (Section)	0:10.49 (800m)
Top Speed [km/h] (Section)	72.2 (800m)
Race State	Finished



TownsvilleProfessional
Race 3: SOPHIA MABEL & THE CUDDLIES Maiden Handicap - 1000m
12 June 2025 - 14:14
Track Rating: Good 4, Weather: Overcast, Rail Position: True Entire Course.



Section	Overall	800m	600m	400m	200m								
Section Times	0:57.05 [9] (0:13.47)	0:43.58 [11] (0:10.49)	0:33.09 [10] (0:10.65)	0:22.44 [10] (0:10.92)	0:11.52 [10] (0:11.52)								
Average Speed [km/h]	53.5	69.0	68.0	66.2	62.6								
Top Speed [km/h]	72.0	72.2	69.4	67.4	66.1								
Avg. Dist. to Rail [m]	10.3	2.3	1.0	3.6	7.7								
Avg. Stride Freq. [Hz]	2.3	2.5	2.4	2.4	2.3								
Avg. Stride Length [m]	6.4	7.8	7.8	7.6	7.4								



[] Ranking at each section and finish
-.-.- No data available at this section
NA No data available



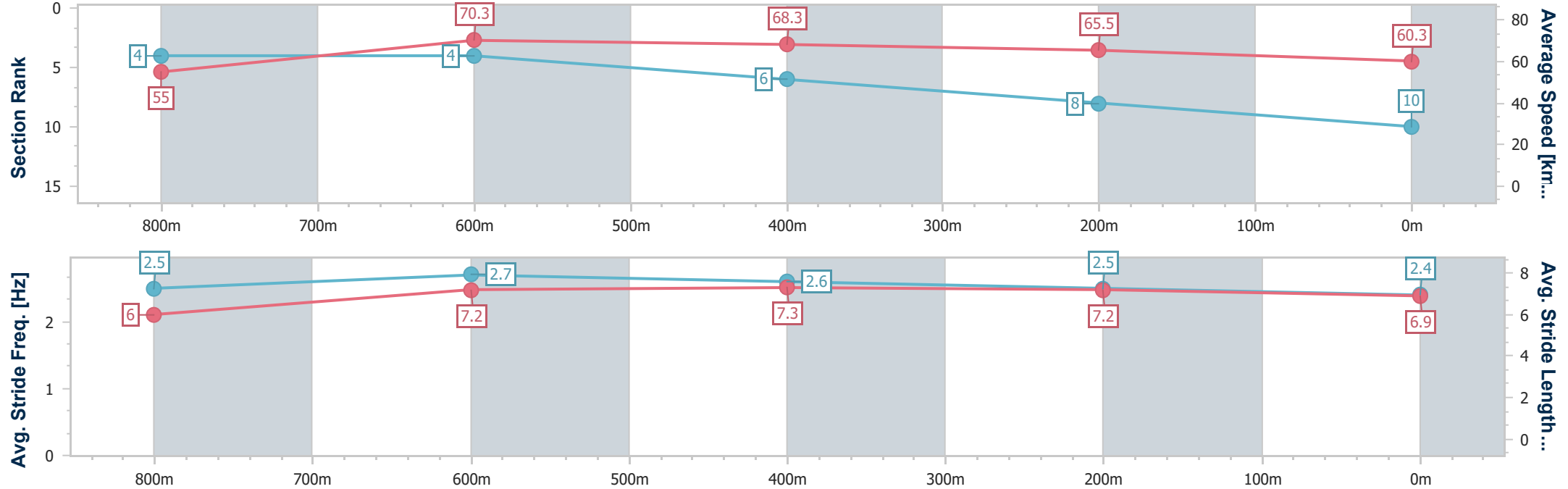
Horse/Jockey Name	Pardon The Purr
Final Rank	10
Fastest Section Time (Section)	0:10.30 (800m)
Top Speed [km/h] (Section)	72.7 (800m)
Race State	Finished



TownsvilleProfessional
Race 3: SOPHIA MABEL & THE CUDDLIES Maiden Handicap - 1000m
12 June 2025 - 14:14
Track Rating: Good 4, Weather: Overcast, Rail Position: True Entire Course.



Section	Overall	800m	600m	400m	200m								
Section Times	0:57.13 [10] (0:13.10)	0:44.03 [4] (0:10.30)	0:33.73 [4] (0:10.69)	0:23.04 [6] (0:11.09)	0:11.95 [8] (0:11.95)								
Average Speed [km/h]	55.0	70.3	68.3	65.5	60.3								
Top Speed [km/h]	72.6	72.7	70.2	67.3	63.2								
Avg. Dist. to Rail [m]	7.3	2.2	2.8	4.1	6.1								
Avg. Stride Freq. [Hz]	2.5	2.7	2.6	2.5	2.4								
Avg. Stride Length [m]	6.0	7.2	7.3	7.2	6.9								





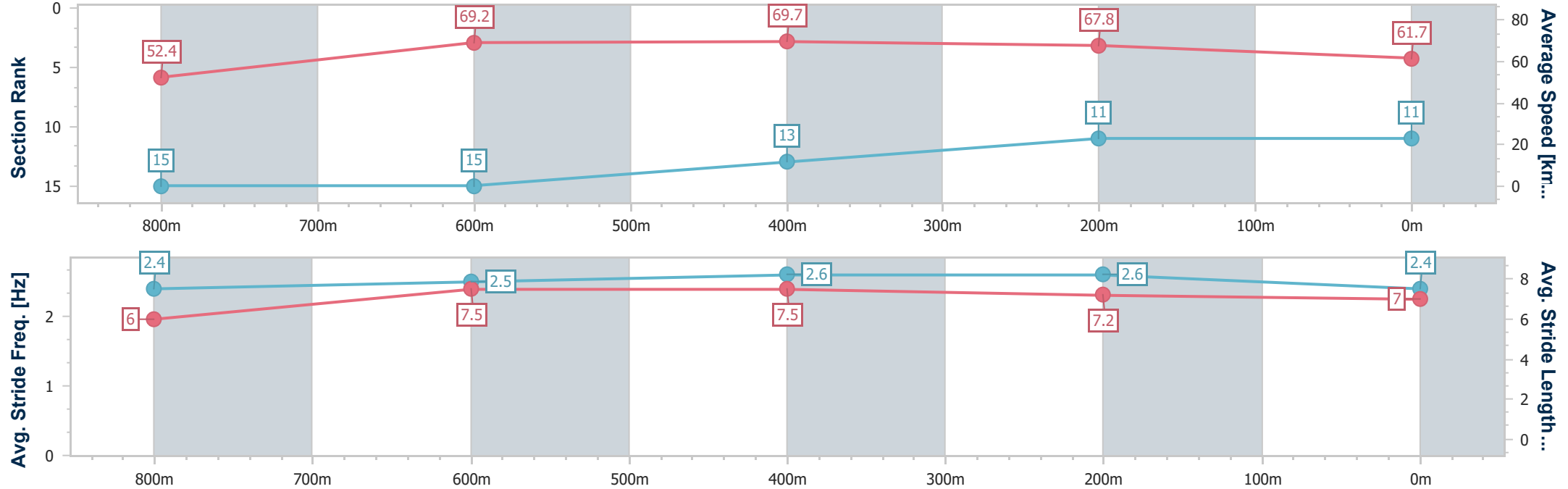
Horse/Jockey Name	Hold My Halo
Final Rank	11
Fastest Section Time (Section)	0:10.53 (600m)
Top Speed [km/h] (Section)	72.0 (600m)
Race State	Finished



TownsvilleProfessional
Race 3: SOPHIA MABEL & THE CUDDLIES Maiden Handicap - 1000m
12 June 2025 - 14:14
Track Rating: Good 4, Weather: Overcast, Rail Position: True Entire Course.



Section	Overall	800m	600m	400m	200m								
Section Times	0:57.27 [11] (0:13.76)	0:43.51 [15] (0:10.58)	0:32.93 [15] (0:10.53)	0:22.40 [13] (0:10.73)	0:11.67 [11] (0:11.67)								
Average Speed [km/h]	52.4	69.2	69.7	67.8	61.7								
Top Speed [km/h]	69.9	71.4	72.0	69.6	67.3								
Avg. Dist. to Rail [m]	9.4	4.4	4.1	6.7	10.4								
Avg. Stride Freq. [Hz]	2.4	2.5	2.6	2.6	2.4								
Avg. Stride Length [m]	6.0	7.5	7.5	7.2	7.0								





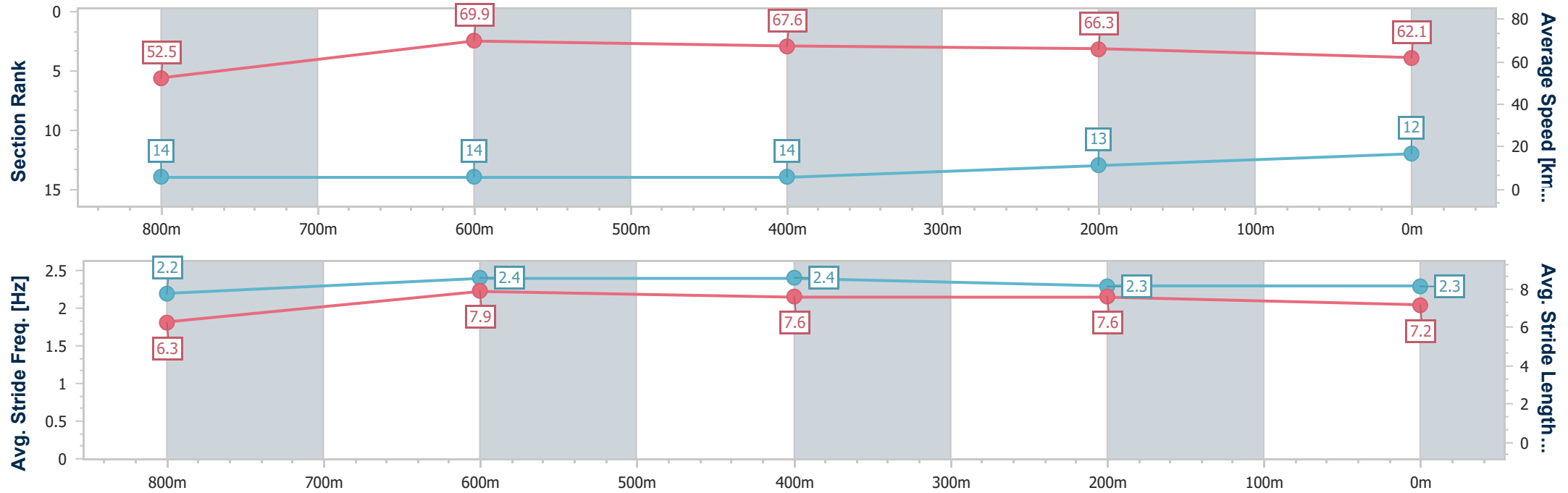
Horse/Jockey Name	Binghamton
Final Rank	12
Fastest Section Time (Section)	0:10.42 (800m)
Top Speed [km/h] (Section)	70.9 (800m)
Race State	Finished



TownsvilleProfessional
Race 3: SOPHIA MABEL & THE CUDDLIES Maiden Handicap - 1000m
12 June 2025 - 14:14
Track Rating: Good 4, Weather: Overcast, Rail Position: True Entire Course.



Section	Overall	800m	600m	400m	200m								
Section Times	0:57.36 [12] (0:13.76)	0:43.60 [14] (0:10.42)	0:33.18 [14] (0:10.72)	0:22.46 [14] (0:10.89)	0:11.57 [13] (0:11.57)								
Average Speed [km/h]	52.5	69.9	67.6	66.3	62.1								
Top Speed [km/h]	70.7	70.9	69.1	67.1	65.3								
Avg. Dist. to Rail [m]	7.0	3.4	1.3	2.1	1.8								
Avg. Stride Freq. [Hz]	2.2	2.4	2.4	2.3	2.3								
Avg. Stride Length [m]	6.3	7.9	7.6	7.6	7.2								





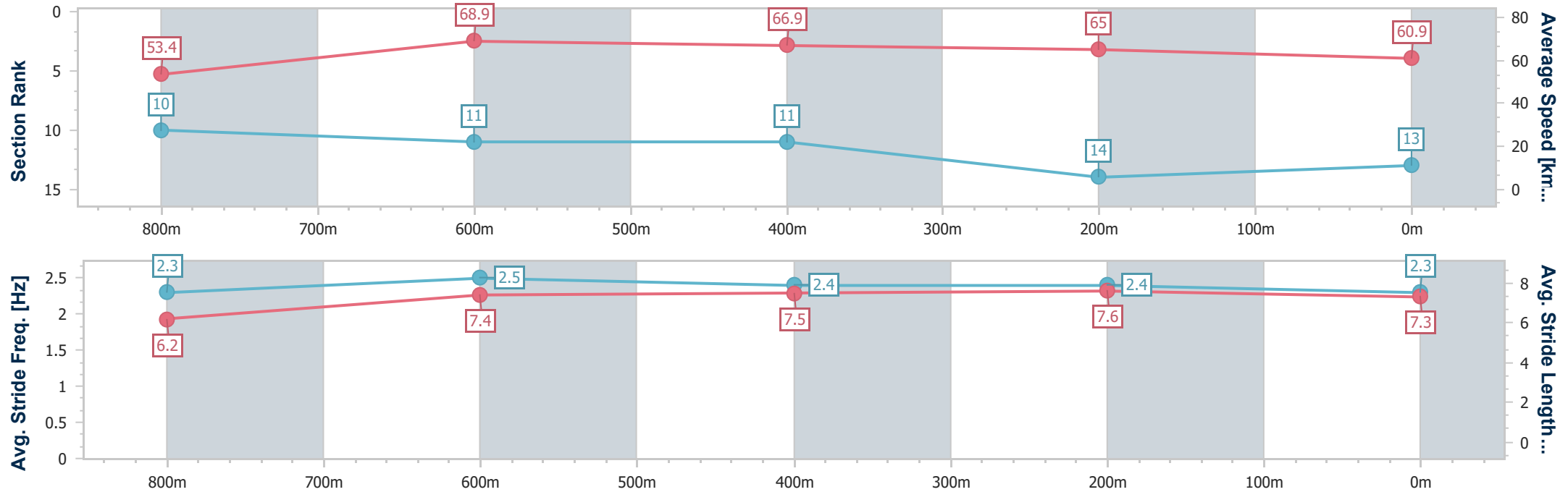
Horse/Jockey Name	Savvy Monk
Final Rank	13
Fastest Section Time (Section)	0:10.52 (800m)
Top Speed [km/h] (Section)	70.0 (800m)
Race State	Finished



TownsvilleProfessional
Race 3: SOPHIA MABEL & THE CUDDLIES Maiden Handicap - 1000m
12 June 2025 - 14:14
Track Rating: Good 4, Weather: Overcast, Rail Position: True Entire Course.



Section	Overall	800m	600m	400m	200m								
Section Times	0:57.76 [13] (0:13.45)	0:44.31 [10] (0:10.52)	0:33.79 [11] (0:10.83)	0:22.96 [11] (0:11.14)	0:11.82 [14] (0:11.82)								
Average Speed [km/h]	53.4	68.9	66.9	65.0	60.9								
Top Speed [km/h]	69.7	70.0	67.9	66.3	64.2								
Avg. Dist. to Rail [m]	7.2	1.7	1.7	3.2	4.5								
Avg. Stride Freq. [Hz]	2.3	2.5	2.4	2.4	2.3								
Avg. Stride Length [m]	6.2	7.4	7.5	7.6	7.3								





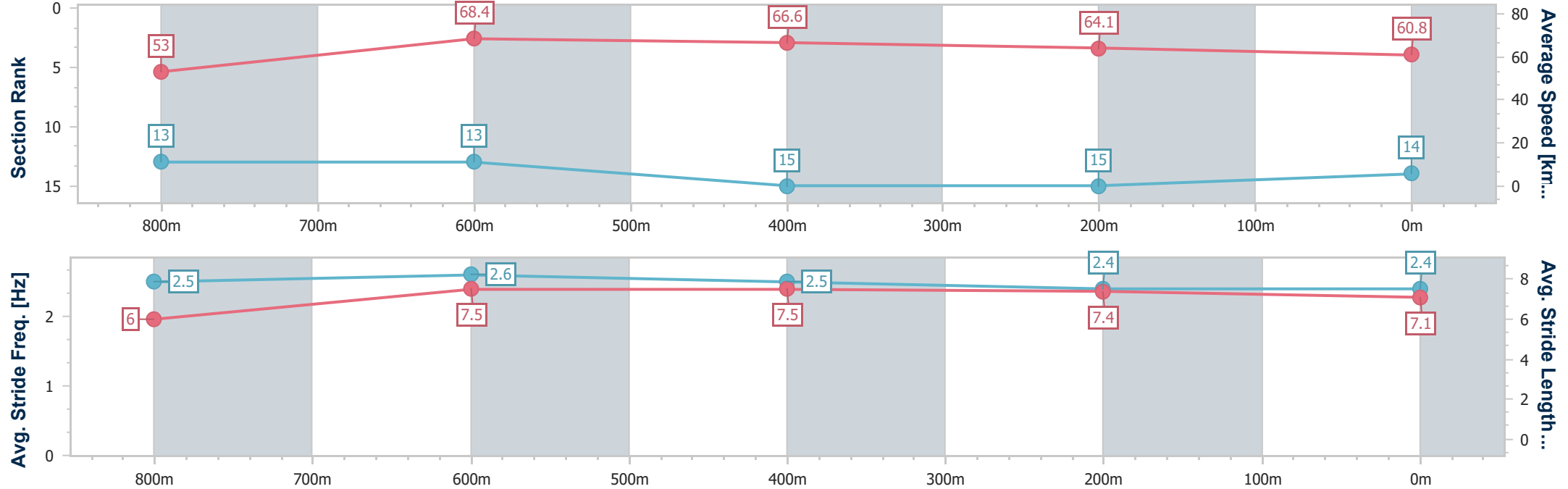
Horse/Jockey Name	Goncalo
Final Rank	14
Fastest Section Time (Section)	0:10.55 (800m)
Top Speed [km/h] (Section)	70.0 (800m)
Race State	Finished



TownsvilleProfessional
Race 3: SOPHIA MABEL & THE CUDDLIES Maiden Handicap - 1000m
12 June 2025 - 14:14
Track Rating: Good 4, Weather: Overcast, Rail Position: True Entire Course.



Section	Overall	800m	600m	400m	200m								
Section Times	0:58.03 [14] (0:13.56)	0:44.47 [13] (0:10.55)	0:33.92 [13] (0:10.85)	0:23.07 [15] (0:11.23)	0:11.84 [15] (0:11.84)								
Average Speed [km/h]	53.0	68.4	66.6	64.1	60.8								
Top Speed [km/h]	69.9	70.0	68.2	66.5	62.5								
Avg. Dist. to Rail [m]	2.6	0.9	0.7	1.0	1.7								
Avg. Stride Freq. [Hz]	2.5	2.6	2.5	2.4	2.4								
Avg. Stride Length [m]	6.0	7.5	7.5	7.4	7.1								





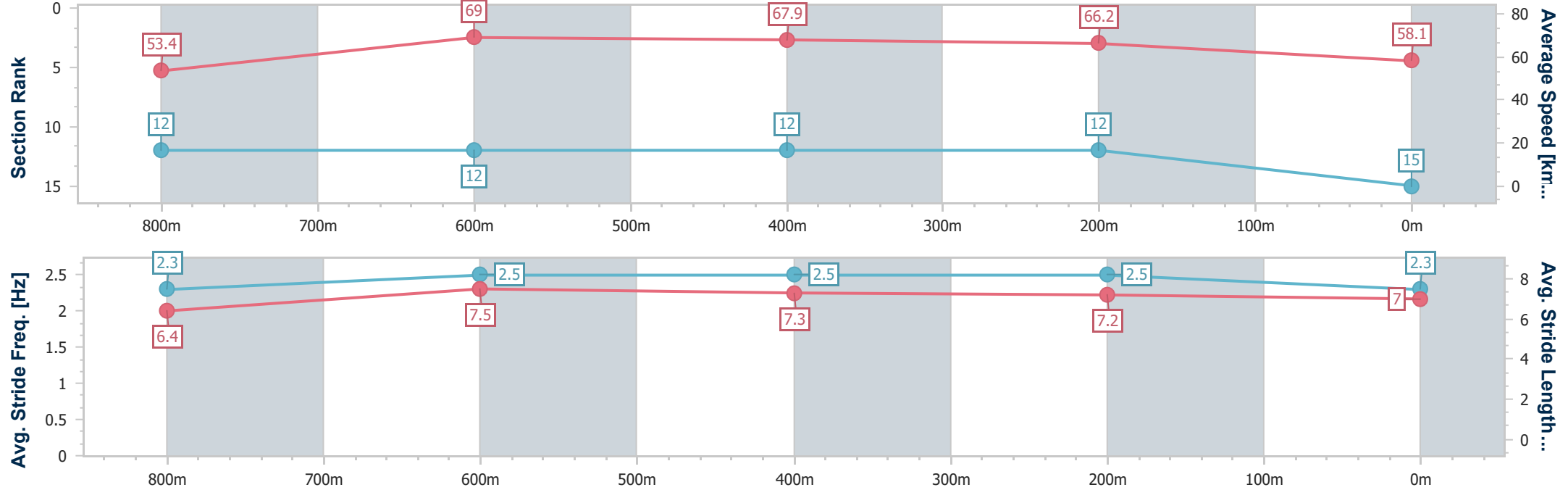
Horse/Jockey Name	Il Fagiolo
Final Rank	15
Fastest Section Time (Section)	0:10.59 (800m)
Top Speed [km/h] (Section)	69.8 (800m)
Race State	Finished



TownsvilleProfessional
Race 3: SOPHIA MABEL & THE CUDDLIES Maiden Handicap - 1000m
12 June 2025 - 14:14
Track Rating: Good 4, Weather: Overcast, Rail Position: True Entire Course.



Section	Overall	800m	600m	400m	200m								
Section Times	0:58.13 [15] (0:13.51)	0:44.62 [12] (0:10.59)	0:34.03 [12] (0:10.72)	0:23.31 [12] (0:10.91)	0:12.40 [12] (0:12.40)								
Average Speed [km/h]	53.4	69.0	67.9	66.2	58.1								
Top Speed [km/h]	68.9	69.8	68.8	67.8	63.2								
Avg. Dist. to Rail [m]	13.6	4.3	2.4	2.9	4.7								
Avg. Stride Freq. [Hz]	2.3	2.5	2.5	2.5	2.3								
Avg. Stride Length [m]	6.4	7.5	7.3	7.2	7.0								





Townsville Professional

Race 4: RJ & THE FOOT-TAY QTIS Three-Year-Old Handicap - 1000m

12 June 2025 - 14:52



Track Rating: Soft 5, Weather: Overcast, Rail Position: True Entire Course.

Section						Overall	800m	600m	400m	200m	Last 600m	
Field Times						0:56.60 (0:12.67)	0:43.93 (0:10.58)	0:33.35 (0:10.88)	0:22.47 (0:10.99)	0:11.48 (0:11.48)	0:33.35	
Rank	TAB	Horse/Jockey	Barrier	Top Speed [km/h]	Fastest Section						Margin	Distance Travelled [m]
1	7	HAND GRENADE	9	70.4	0:10.52	0:56.60 [1]	0:43.84 [2]	0:33.32 [2]	0:22.32 [2]	0:11.18 [3]	0:56.60	0:33.32
		Jackson Murphy		800m	800m	(0:12.76)	(0:10.52)	(0:11.00)	(0:11.14)	(0:11.18)		
2	10	THORMENDOUS MISS	1	70.1	0:10.49	0:56.67 [2]	0:43.76 [3]	0:33.27 [3]	0:22.39 [3]	0:11.41 [2]	0.39L	0:33.27 -2
		Wanderson D'Avila		800m	800m	(0:12.91)	(0:10.49)	(0:10.88)	(0:10.98)	(0:11.41)		
3	4	TIME TO PROPHET	2	71.1	0:10.52	0:56.76 [3]	0:43.81 [4]	0:33.29 [4]	0:22.32 [4]	0:11.16 [6]	0.9L	0:33.29 -1
		Gabrielle Semmens		800m	800m	(0:12.95)	(0:10.52)	(0:10.97)	(0:11.16)	(0:11.16)		
4	3	SMART MISSION	5	72.3	0:10.50	0:56.78 [4]	0:43.64 [6]	0:33.14 [6]	0:22.07 [7]	0:11.21 [5]	1.02L	0:33.14 +2
		Justin Stanley		800m	800m	(0:13.14)	(0:10.50)	(0:11.07)	(0:10.86)	(0:11.21)		
5	11	ALLEZ PARIS	7	70.5	0:10.58	0:56.83 [5]	0:44.16 [1]	0:33.58 [1]	0:22.70 [1]	0:11.71 [1]	1.34L	0:33.58 -2
		Olivia Kendal		Overall	800m	(0:12.67)	(0:10.58)	(0:10.88)	(0:10.99)	(0:11.71)		
6	2	HELL OF A BENTLEY	3	70.3	0:10.53	0:57.18 [6]	0:44.14 [5]	0:33.61 [5]	0:22.62 [5]	0:11.62 [4]	3.41L	0:33.61 +0
		Adam Sewell		800m	800m	(0:13.04)	(0:10.53)	(0:10.99)	(0:11.00)	(0:11.62)		
7	6	THE COPS	4	70.2	0:10.42	0:58.22 [7]	0:44.95 [7]	0:34.53 [7]	0:23.57 [6]	0:12.07 [7]	9.52L	0:34.53 -1
		Chris Meehan		800m	800m	(0:13.27)	(0:10.42)	(0:10.96)	(0:11.50)	(0:12.07)		

Scratched: Flying Animo (#5), That's It (#1), Outbid (#8), Forehand Drive (#9), Pardon The Purr (#12)



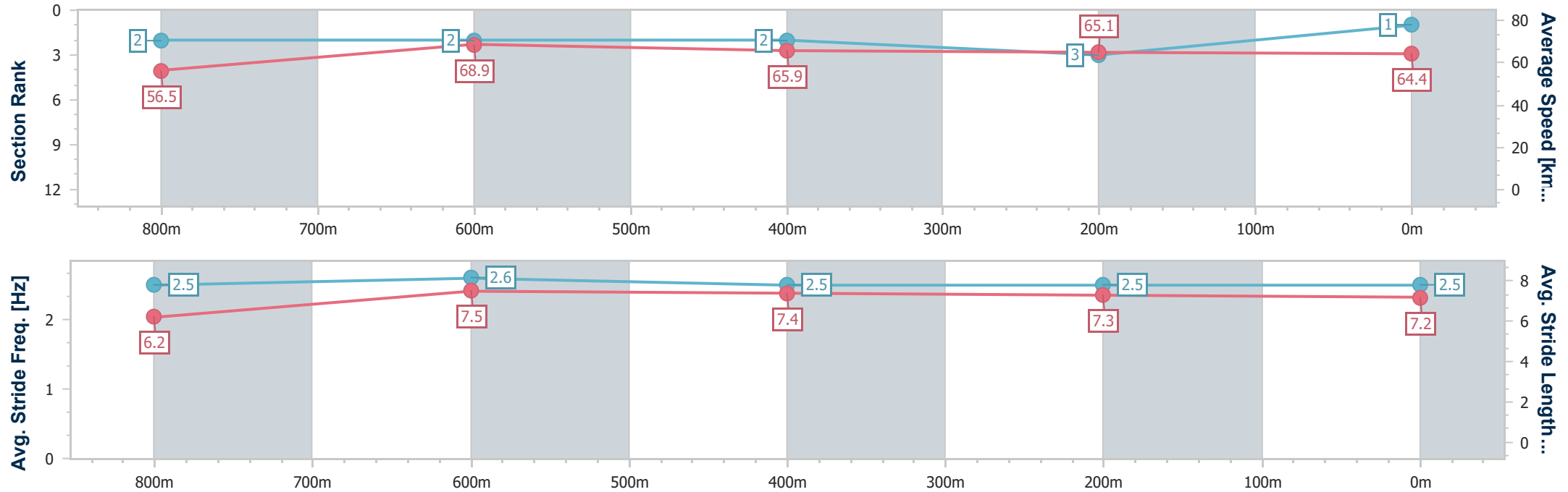
Horse/Jockey Name	Hand Grenade
Final Rank	1
Fastest Section Time (Section)	0:10.52 (800m)
Top Speed [km/h] (Section)	70.4 (800m)
Race State	Finished



TownsvilleProfessional
Race 4: RJ & THE FOOT-TAY QTIS Three-Year-Old Handicap - 1000m
12 June 2025 - 14:52
Track Rating: Soft 5, Weather: Overcast, Rail Position: True Entire Course.



Section	Overall	800m	600m	400m	200m								
Section Times	0:56.60 [1] (0:12.76)	0:43.84 [2] (0:10.52)	0:33.32 [2] (0:11.00)	0:22.32 [2] (0:11.14)	0:11.18 [3] (0:11.18)								
Average Speed [km/h]	56.5	68.9	65.9	65.1	64.4								
Top Speed [km/h]	70.0	70.4	67.7	66.4	65.7								
Avg. Dist. to Rail [m]	8.6	2.0	1.6	4.0	4.3								
Avg. Stride Freq. [Hz]	2.5	2.6	2.5	2.5	2.5								
Avg. Stride Length [m]	6.2	7.5	7.4	7.3	7.2								





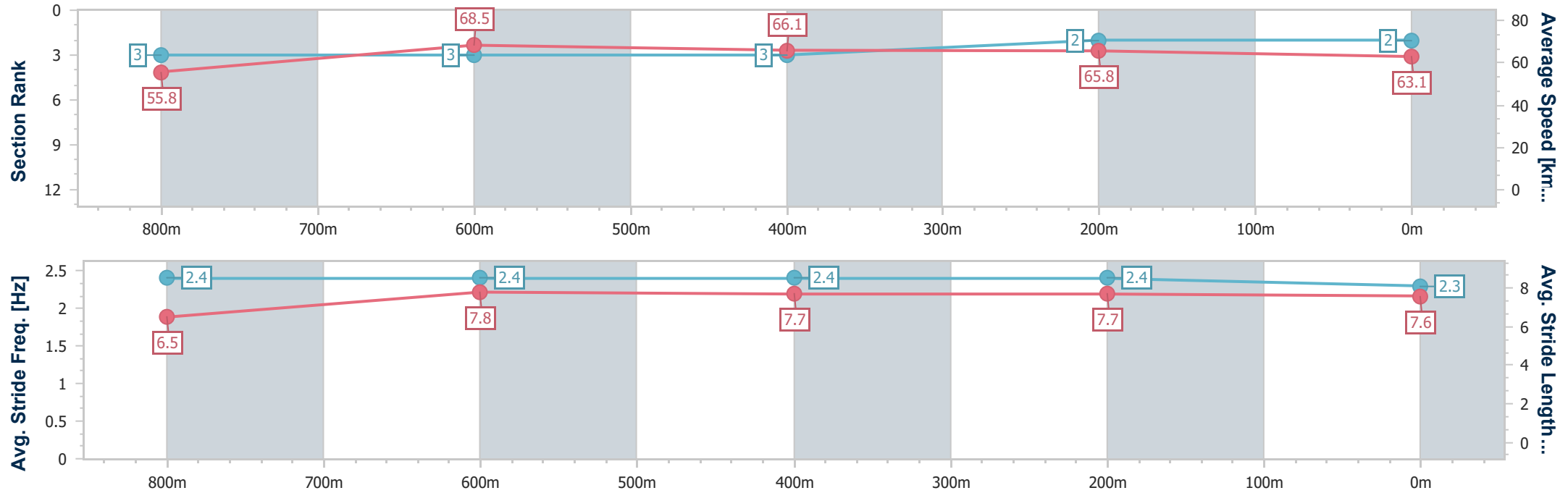
Horse/Jockey Name	Thormendous Miss
Final Rank	2
Fastest Section Time (Section)	0:10.49 (800m)
Top Speed [km/h] (Section)	70.1 (800m)
Race State	Finished



TownsvilleProfessional
Race 4: RJ & THE FOOT-TAY QTIS Three-Year-Old Handicap - 1000m
12 June 2025 - 14:52
Track Rating: Soft 5, Weather: Overcast, Rail Position: True Entire Course.



Section	Overall	800m	600m	400m	200m								
Section Times	0:56.67 [2] (0:12.91)	0:43.76 [3] (0:10.49)	0:33.27 [3] (0:10.88)	0:22.39 [3] (0:10.98)	0:11.41 [2] (0:11.41)								
Average Speed [km/h]	55.8	68.5	66.1	65.8	63.1								
Top Speed [km/h]	70.0	70.1	67.4	67.3	65.9								
Avg. Dist. to Rail [m]	2.3	0.4	0.2	2.0	2.8								
Avg. Stride Freq. [Hz]	2.4	2.4	2.4	2.4	2.3								
Avg. Stride Length [m]	6.5	7.8	7.7	7.7	7.6								





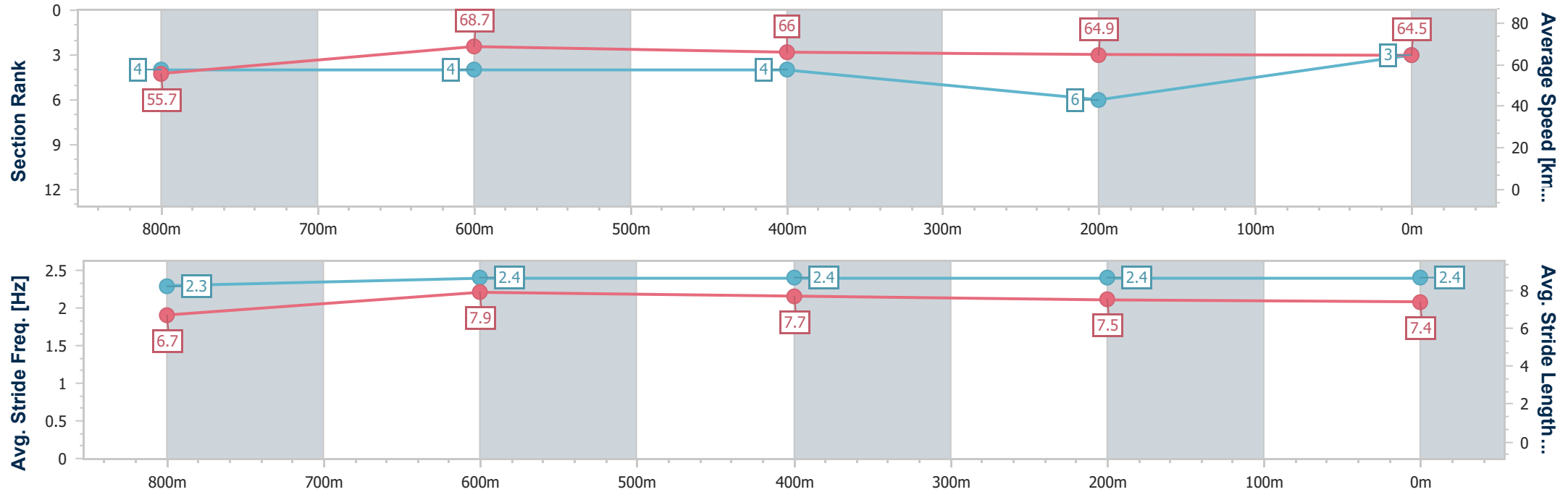
Horse/Jockey Name	Time To Prophet
Final Rank	3
Fastest Section Time (Section)	0:10.52 (800m)
Top Speed [km/h] (Section)	71.1 (800m)
Race State	Finished



TownsvilleProfessional
Race 4: RJ & THE FOOT-TAY QTIS Three-Year-Old Handicap - 1000m
12 June 2025 - 14:52
Track Rating: Soft 5, Weather: Overcast, Rail Position: True Entire Course.



Section	Overall	800m	600m	400m	200m									
Section Times	0:56.76 [3] (0:12.95)	0:43.81 [4] (0:10.52)	0:33.29 [4] (0:10.97)	0:22.32 [4] (0:11.16)	0:11.16 [6] (0:11.16)									
Average Speed [km/h]	55.7	68.7	66.0	64.9	64.5									
Top Speed [km/h]	70.7	71.1	68.3	66.1	65.7									
Avg. Dist. to Rail [m]	4.0	1.6	1.3	3.4	4.5									
Avg. Stride Freq. [Hz]	2.3	2.4	2.4	2.4	2.4									
Avg. Stride Length [m]	6.7	7.9	7.7	7.5	7.4									





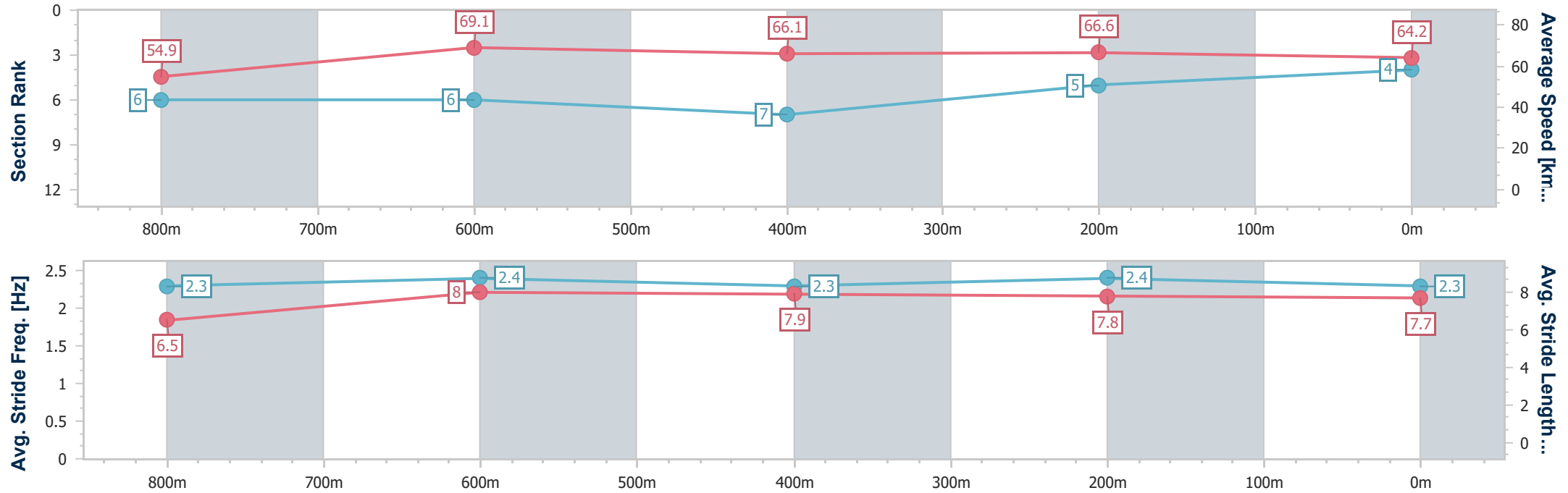
Horse/Jockey Name	Smart Mission
Final Rank	4
Fastest Section Time (Section)	0:10.50 (800m)
Top Speed [km/h] (Section)	72.3 (800m)
Race State	Finished



TownsvilleProfessional
Race 4: RJ & THE FOOT-TAY QTIS Three-Year-Old Handicap - 1000m
12 June 2025 - 14:52
Track Rating: Soft 5, Weather: Overcast, Rail Position: True Entire Course.



Section	Overall	800m	600m	400m	200m									
Section Times	0:56.78 [4] (0:13.14)	0:43.64 [6] (0:10.50)	0:33.14 [6] (0:11.07)	0:22.07 [7] (0:10.86)	0:11.21 [5] (0:11.21)									
Average Speed [km/h]	54.9	69.1	66.1	66.6	64.2									
Top Speed [km/h]	71.9	72.3	66.8	68.1	67.3									
Avg. Dist. to Rail [m]	7.8	2.5	2.9	2.4	3.2									
Avg. Stride Freq. [Hz]	2.3	2.4	2.3	2.4	2.3									
Avg. Stride Length [m]	6.5	8.0	7.9	7.8	7.7									





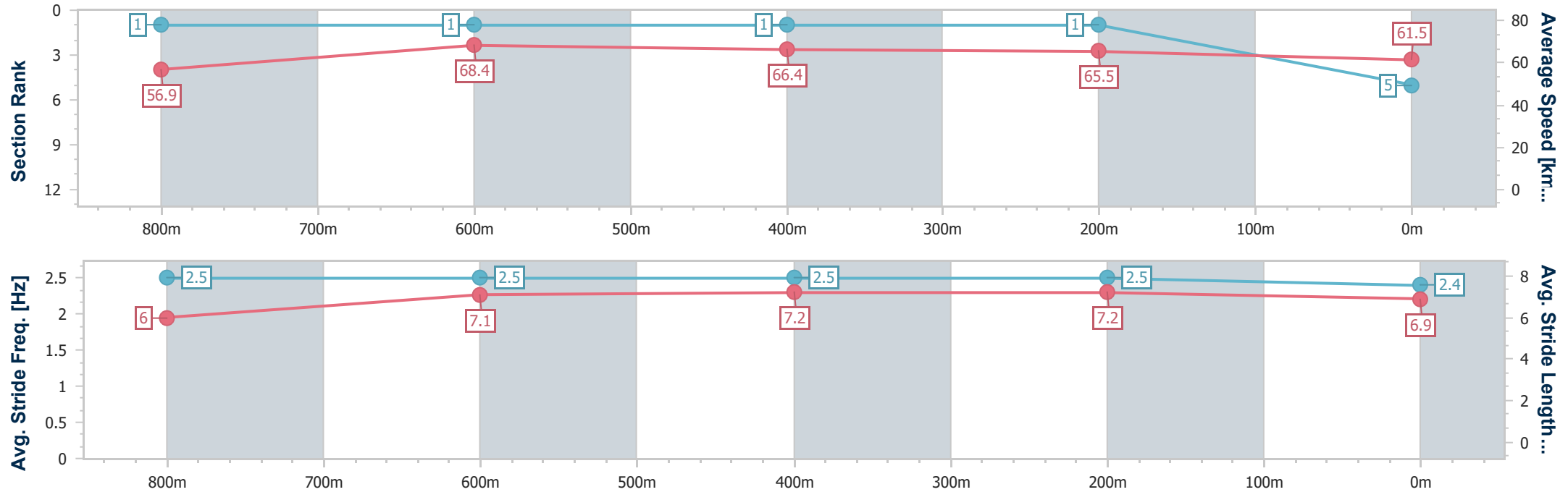
Horse/Jockey Name	Allez Paris
Final Rank	5
Fastest Section Time (Section)	0:10.58 (800m)
Top Speed [km/h] (Section)	70.5 (Overall)
Race State	Finished



TownsvilleProfessional
Race 4: RJ & THE FOOT-TAY QTIS Three-Year-Old Handicap - 1000m
12 June 2025 - 14:52
Track Rating: Soft 5, Weather: Overcast, Rail Position: True Entire Course.



Section	Overall	800m	600m	400m	200m										
Section Times	0:56.83 [5] (0:12.67)	0:44.16 [1] (0:10.58)	0:33.58 [1] (0:10.88)	0:22.70 [1] (0:10.99)	0:11.71 [1] (0:11.71)										
Average Speed [km/h]	56.9	68.4	66.4	65.5	61.5										
Top Speed [km/h]	70.5	70.4	67.7	66.3	64.0										
Avg. Dist. to Rail [m]	6.7	1.5	0.7	0.3	0.4										
Avg. Stride Freq. [Hz]	2.5	2.5	2.5	2.5	2.4										
Avg. Stride Length [m]	6.0	7.1	7.2	7.2	6.9										





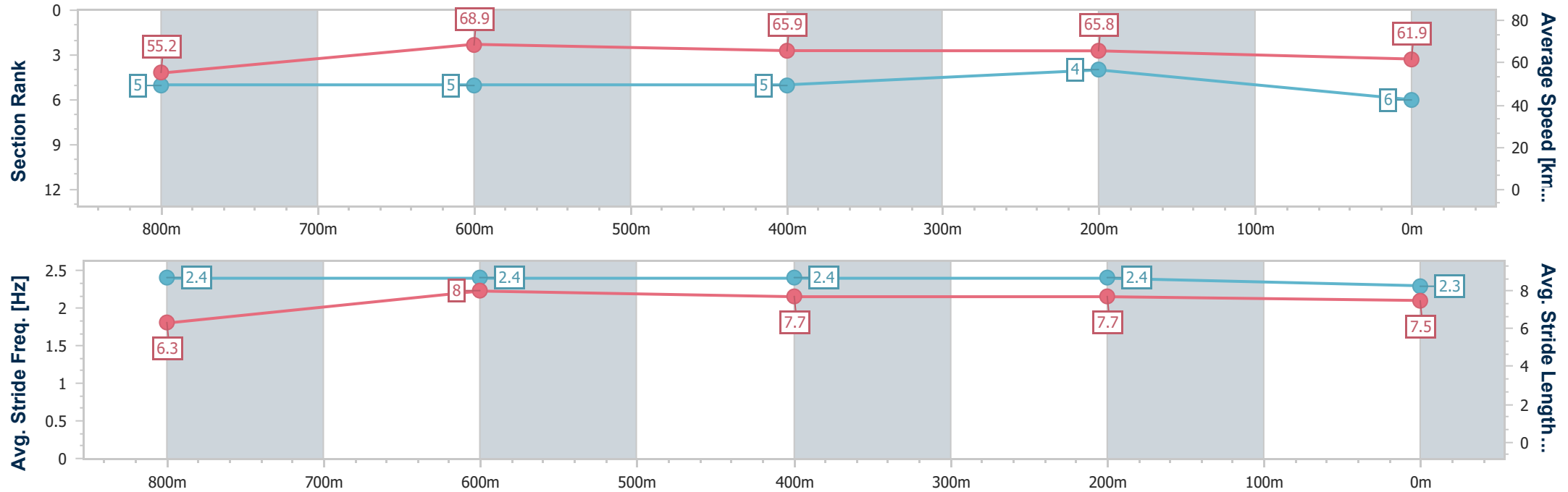
Horse/Jockey Name	Hell Of A Bentley
Final Rank	6
Fastest Section Time (Section)	0:10.53 (800m)
Top Speed [km/h] (Section)	70.3 (800m)
Race State	Finished



TownsvilleProfessional
Race 4: RJ & THE FOOT-TAY QTIS Three-Year-Old Handicap - 1000m
12 June 2025 - 14:52
Track Rating: Soft 5, Weather: Overcast, Rail Position: True Entire Course.



Section	Overall	800m	600m	400m	200m									
Section Times	0:57.18 [6] (0:13.04)	0:44.14 [5] (0:10.53)	0:33.61 [5] (0:10.99)	0:22.62 [5] (0:11.00)	0:11.62 [4] (0:11.62)									
Average Speed [km/h]	55.2	68.9	65.9	65.8	61.9									
Top Speed [km/h]	69.8	70.3	68.0	67.1	65.8									
Avg. Dist. to Rail [m]	5.3	1.6	1.5	3.4	5.5									
Avg. Stride Freq. [Hz]	2.4	2.4	2.4	2.4	2.3									
Avg. Stride Length [m]	6.3	8.0	7.7	7.7	7.5									





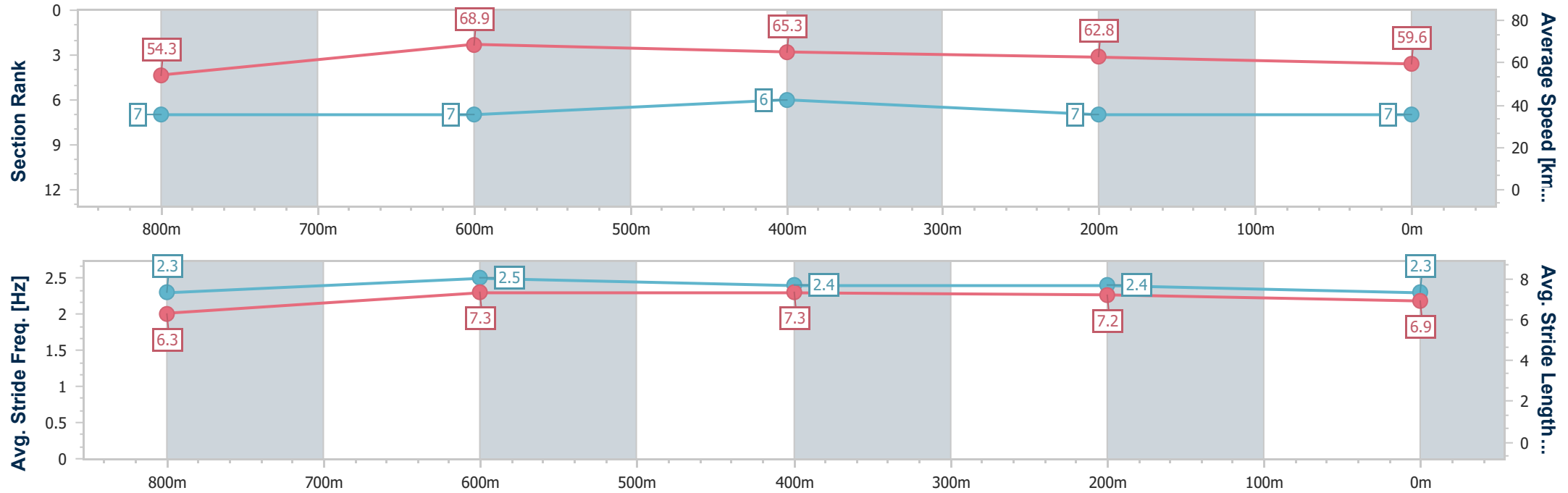
Horse/Jockey Name	The Cops
Final Rank	7
Fastest Section Time (Section)	0:10.42 (800m)
Top Speed [km/h] (Section)	70.2 (800m)
Race State	Finished



TownsvilleProfessional
Race 4: RJ & THE FOOT-TAY QTIS Three-Year-Old Handicap - 1000m
12 June 2025 - 14:52
Track Rating: Soft 5, Weather: Overcast, Rail Position: True Entire Course.



Section	Overall	800m	600m	400m	200m								
Section Times	0:58.22 [7] (0:13.27)	0:44.95 [7] (0:10.42)	0:34.53 [7] (0:10.96)	0:23.57 [6] (0:11.50)	0:12.07 [7] (0:12.07)								
Average Speed [km/h]	54.3	68.9	65.3	62.8	59.6								
Top Speed [km/h]	70.0	70.2	66.8	64.0	62.4								
Avg. Dist. to Rail [m]	4.8	1.1	1.0	1.9	2.5								
Avg. Stride Freq. [Hz]	2.3	2.5	2.4	2.4	2.3								
Avg. Stride Length [m]	6.3	7.3	7.3	7.2	6.9								





Townsville Professional

Race 5: THE DEFIANT O'BRIEN'S BENCHMARK 70 Handicap - 1000m

12 June 2025 - 15:24



Track Rating: Good 4, Weather: Overcast, Rail Position: True Entire Course.

Section						Overall	800m	600m	400m	200m	Last 600m		
Field Times						0:55.78 (0:12.74)	0:43.04 (0:10.28)	0:32.76 (0:10.63)	0:22.13 (0:10.84)	0:11.29 (0:11.29)	0:32.76		
Rank	TAB	Horse/Jockey	Barrier	Top Speed [km/h]	Fastest Section						Margin		
1	6	OBLIGATED	3	72.2	0:10.31	0:55.78 [1]	0:42.84 [4]	0:32.53 [4]	0:21.94 [4]	0:11.16 [2]	0:55.78	0:32.53	
		Ashley Butler		800m	800m	(0:12.94)	(0:10.31)	(0:10.59)	(0:10.78)	(0:11.16)			
2	7	HEAD HONCHO	8	71.2	0:10.29	0:55.87 [2]	0:42.54 [11]	0:32.25 [9]	0:21.71 [9]	0:11.00 [8]	0.54L	0:32.25 +3	
		Ryan Wiggins		800m	800m	(0:13.33)	(0:10.29)	(0:10.54)	(0:10.71)	(0:11.00)			
3	3	VIBURNUM	1	72.4	0:10.28	0:55.97 [3]	0:43.23 [2]	0:32.95 [1]	0:22.32 [1]	0:11.48 [1]	1.13L	0:32.95 +2	
		Tyler Leslight		Overall	800m	(0:12.74)	(0:10.28)	(0:10.63)	(0:10.84)	(0:11.48)			
4	1	YOUR TOO GOOD	7	72.0	0:10.23	0:56.07 [4]	0:43.17 [3]	0:32.94 [3]	0:22.30 [2]	0:11.45 [3]	1.71L	0:32.94 +3	
		Nathan Thomas		800m	800m	(0:12.90)	(0:10.23)	(0:10.64)	(0:10.85)	(0:11.45)			
5	5	LOUD NOISE	2	70.6	0:10.32	0:56.19 [5]	0:43.20 [5]	0:32.88 [5]	0:22.20 [6]	0:11.34 [6]	2.44L	0:32.88 -1	
		Aidan Holt		800m	800m	(0:12.99)	(0:10.32)	(0:10.68)	(0:10.86)	(0:11.34)			
6	9	NO LOVE LOST	6	70.5	0:10.44	0:56.23 [6]	0:43.19 [7]	0:32.75 [7]	0:22.07 [10]	0:11.38 [7]	2.66L	0:32.75 +2	
		Adam Sewell		800m	800m	(0:13.04)	(0:10.44)	(0:10.68)	(0:10.69)	(0:11.38)			
7	8	YOU ARE KING	10	70.9	0:10.41	0:56.50 [7]	0:43.47 [6]	0:33.06 [6]	0:22.52 [5]	0:11.70 [5]	4.24L	0:33.06 +4	
		Wanderson D'Avila		800m	800m	(0:13.03)	(0:10.41)	(0:10.54)	(0:10.82)	(0:11.70)			
8	2	KISS ME LATER	4	71.7	0:10.22	0:56.54 [8]	0:43.27 [9]	0:33.05 [8]	0:22.45 [7]	0:11.48 [10]	4.49L	0:33.05 -1	
		Ivo Fry		800m	800m	(0:13.27)	(0:10.22)	(0:10.60)	(0:10.97)	(0:11.48)			
9	4	BEAUTY BOOM	9	71.9	0:10.39	0:56.55 [9]	0:43.29 [8]	0:32.90 [10]	0:22.34 [11]	0:11.55 [9]	4.55L	0:32.90 +6	
		Gabrielle Semmens		800m	800m	(0:13.26)	(0:10.39)	(0:10.56)	(0:10.79)	(0:11.55)			
10	12	NANO STAR	5	72.9	0:10.29	0:56.56 [10]	0:43.82 [1]	0:33.53 [2]	0:22.78 [3]	0:11.77 [4]	4.61L	0:33.53 +2	
		Leah Martyn		800m	800m	(0:12.74)	(0:10.29)	(0:10.75)	(0:11.01)	(0:11.77)			

Scratched: Moon Over Matilda (#10)



Townsville Professional

Race 5: THE DEFIANT O'BRIEN'S BENCHMARK 70 Handicap - 1000m

12 June 2025 - 15:24



Track Rating: Good 4, Weather: Overcast, Rail Position: True Entire Course.

Section					Overall	800m	600m	400m	200m	Last 600m			
Field Times					0:55.78 (0:12.74)	0:43.04 (0:10.28)	0:32.76 (0:10.63)	0:22.13 (0:10.84)	0:11.29 (0:11.29)	0:32.76			
Rank	TAB	Horse/Jockey	Barrier	Top Speed [km/h]	Fastest Section	Margin							Distance Travelled [m]
11	11	ALBANIAN BAY	11	71.3	0:10.39	0:56.98 [11]	0:43.69 [10]	0:33.26 [11]	0:22.87 [8]	0:11.90 [11]	7.07L	0:33.26	+3
		Olivia Kendal		600m	600m	(0:13.29)	(0:10.43)	(0:10.39)	(0:10.97)	(0:11.90)			

Scratched: Moon Over Matilda (#10)



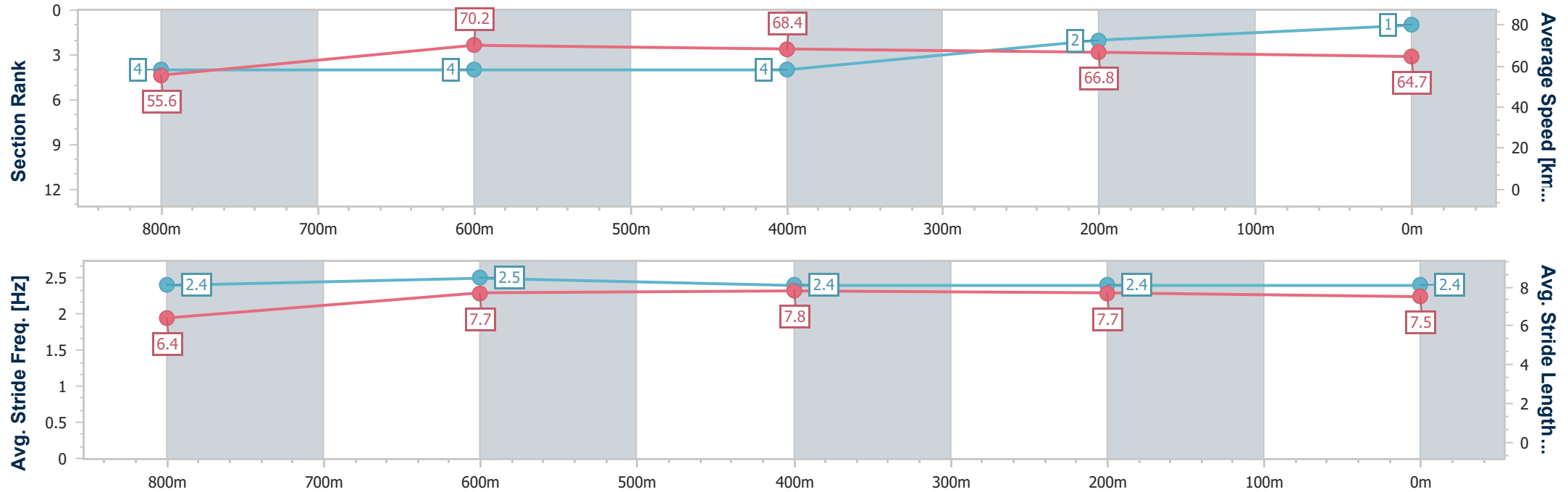
Horse/Jockey Name	Obligated
Final Rank	1
Fastest Section Time (Section)	0:10.31 (800m)
Top Speed [km/h] (Section)	72.2 (800m)
Race State	Finished



TownsvilleProfessional
Race 5: THE DEFIANT O'BRIEN'S BENCHMARK 70 Handicap - 1000m
12 June 2025 - 15:24
Track Rating: Good 4, Weather: Overcast, Rail Position: True Entire Course.



Section	Overall	800m	600m	400m	200m								
Section Times	0:55.78 [1] (0:12.94)	0:42.84 [4] (0:10.31)	0:32.53 [4] (0:10.59)	0:21.94 [4] (0:10.78)	0:11.16 [2] (0:11.16)								
Average Speed [km/h]	55.6	70.2	68.4	66.8	64.7								
Top Speed [km/h]	70.1	72.2	70.2	68.0	66.7								
Avg. Dist. to Rail [m]	6.3	1.7	1.0	1.4	2.2								
Avg. Stride Freq. [Hz]	2.4	2.5	2.4	2.4	2.4								
Avg. Stride Length [m]	6.4	7.7	7.8	7.7	7.5								





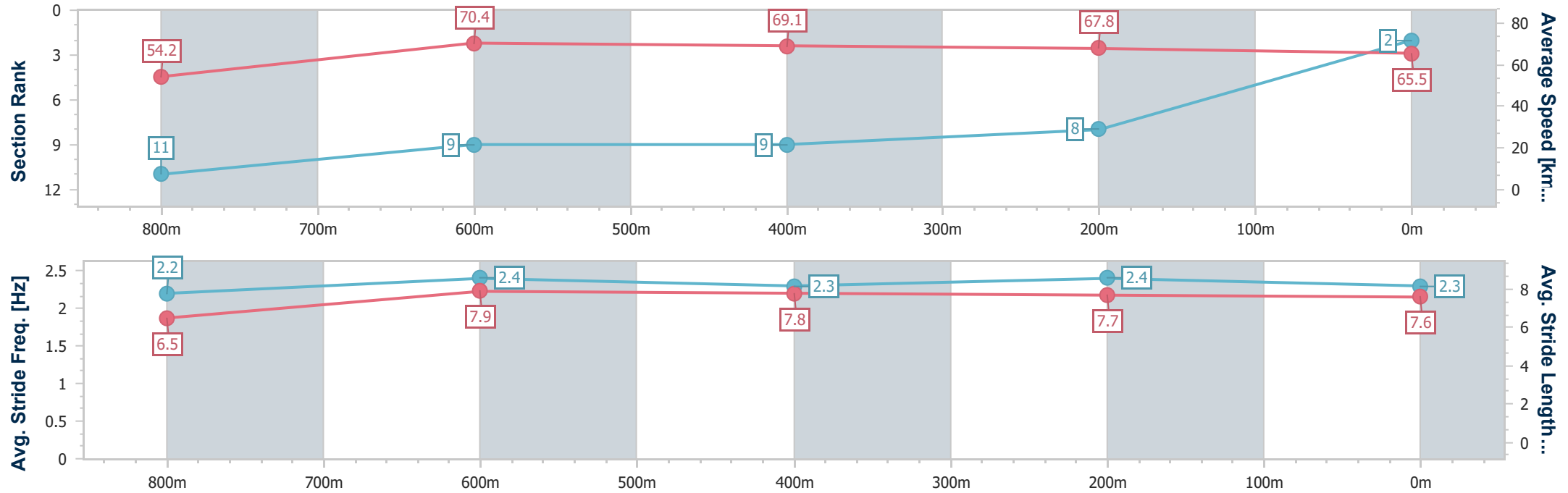
Horse/Jockey Name	Head Honcho
Final Rank	2
Fastest Section Time (Section)	0:10.29 (800m)
Top Speed [km/h] (Section)	71.2 (800m)
Race State	Finished



TownsvilleProfessional
Race 5: THE DEFIANT O'BRIEN'S BENCHMARK 70 Handicap - 1000m
12 June 2025 - 15:24
Track Rating: Good 4, Weather: Overcast, Rail Position: True Entire Course.



Section	Overall	800m	600m	400m	200m								
Section Times	0:55.87 [2] (0:13.33)	0:42.54 [11] (0:10.29)	0:32.25 [9] (0:10.54)	0:21.71 [9] (0:10.71)	0:11.00 [8] (0:11.00)								
Average Speed [km/h]	54.2	70.4	69.1	67.8	65.5								
Top Speed [km/h]	69.4	71.2	70.0	68.8	67.6								
Avg. Dist. to Rail [m]	8.3	2.2	2.8	5.5	5.9								
Avg. Stride Freq. [Hz]	2.2	2.4	2.3	2.4	2.3								
Avg. Stride Length [m]	6.5	7.9	7.8	7.7	7.6								





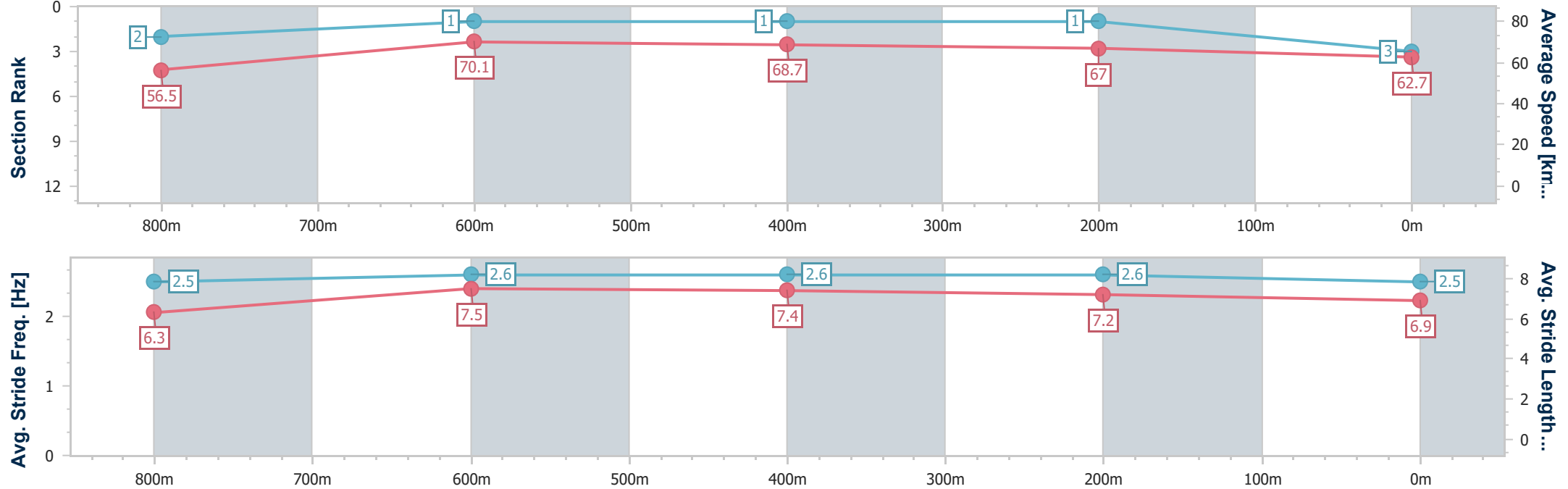
Horse/Jockey Name	Viburnum
Final Rank	3
Fastest Section Time (Section)	0:10.28 (800m)
Top Speed [km/h] (Section)	72.4 (Overall)
Race State	Finished



TownsvilleProfessional
Race 5: THE DEFIANT O'BRIEN'S BENCHMARK 70 Handicap - 1000m
12 June 2025 - 15:24
Track Rating: Good 4, Weather: Overcast, Rail Position: True Entire Course.



Section	Overall	800m	600m	400m	200m								
Section Times	0:55.97 [3] (0:12.74)	0:43.23 [2] (0:10.28)	0:32.95 [1] (0:10.63)	0:22.32 [1] (0:10.84)	0:11.48 [1] (0:11.48)								
Average Speed [km/h]	56.5	70.1	68.7	67.0	62.7								
Top Speed [km/h]	72.4	72.4	69.3	67.8	65.6								
Avg. Dist. to Rail [m]	4.1	0.8	3.0	3.7	2.2								
Avg. Stride Freq. [Hz]	2.5	2.6	2.6	2.6	2.5								
Avg. Stride Length [m]	6.3	7.5	7.4	7.2	6.9								





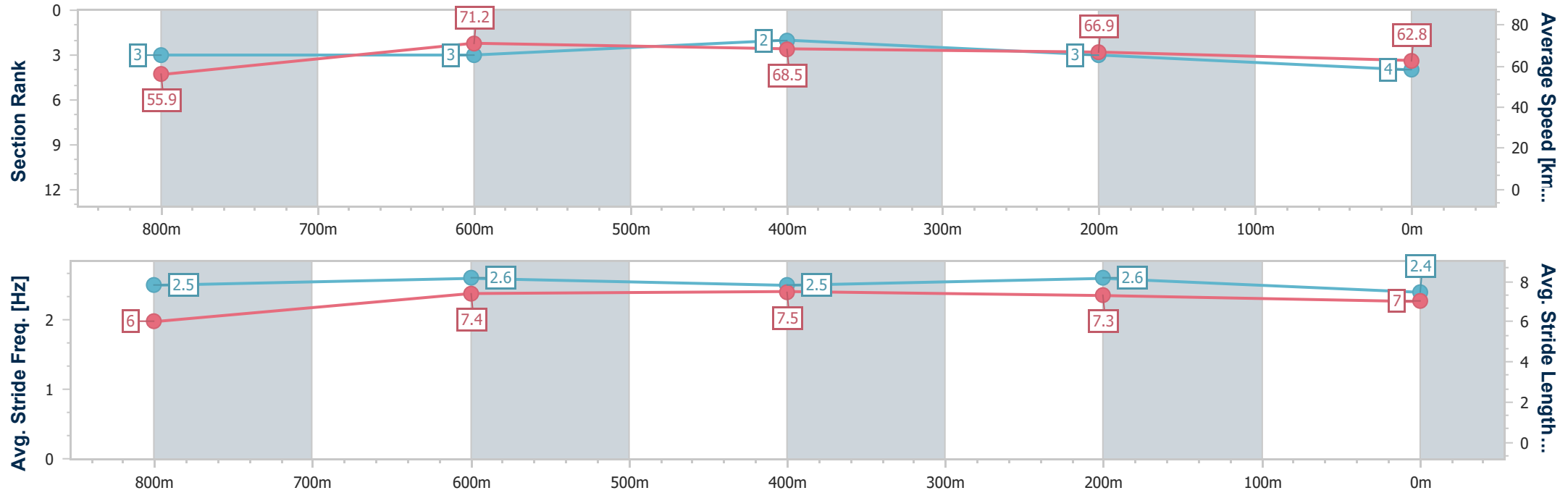
Horse/Jockey Name	Your Too Good
Final Rank	4
Fastest Section Time (Section)	0:10.23 (800m)
Top Speed [km/h] (Section)	72.0 (800m)
Race State	Finished



TownsvilleProfessional
Race 5: THE DEFIANT O'BRIEN'S BENCHMARK 70 Handicap - 1000m
12 June 2025 - 15:24
Track Rating: Good 4, Weather: Overcast, Rail Position: True Entire Course.



Section	Overall	800m	600m	400m	200m								
Section Times	0:56.07 [4] (0:12.90)	0:43.17 [3] (0:10.23)	0:32.94 [3] (0:10.64)	0:22.30 [2] (0:10.85)	0:11.45 [3] (0:11.45)								
Average Speed [km/h]	55.9	71.2	68.5	66.9	62.8								
Top Speed [km/h]	70.8	72.0	70.8	67.9	69.2								
Avg. Dist. to Rail [m]	8.9	3.6	2.8	4.0	3.7								
Avg. Stride Freq. [Hz]	2.5	2.6	2.5	2.6	2.4								
Avg. Stride Length [m]	6.0	7.4	7.5	7.3	7.0								





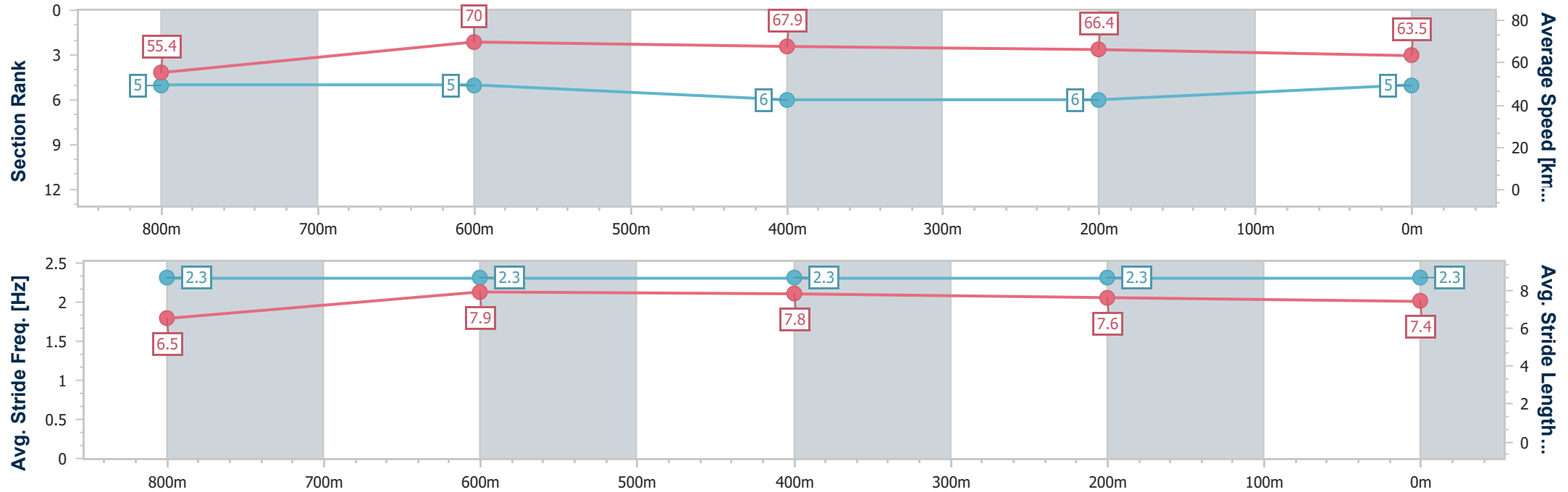
Horse/Jockey Name	Loud Noise
Final Rank	5
Fastest Section Time (Section)	0:10.32 (800m)
Top Speed [km/h] (Section)	70.6 (800m)
Race State	Finished



TownsvilleProfessional
Race 5: THE DEFIANT O'BRIEN'S BENCHMARK 70 Handicap - 1000m
12 June 2025 - 15:24
Track Rating: Good 4, Weather: Overcast, Rail Position: True Entire Course.



Section	Overall	800m	600m	400m	200m										
Section Times	0:56.19 [5] (0:12.99)	0:43.20 [5] (0:10.32)	0:32.88 [5] (0:10.68)	0:22.20 [6] (0:10.86)	0:11.34 [6] (0:11.34)										
Average Speed [km/h]	55.4	70.0	67.9	66.4	63.5										
Top Speed [km/h]	70.5	70.6	69.0	67.2	65.4										
Avg. Dist. to Rail [m]	5.0	1.4	1.0	1.5	0.7										
Avg. Stride Freq. [Hz]	2.3	2.3	2.3	2.3	2.3										
Avg. Stride Length [m]	6.5	7.9	7.8	7.6	7.4										





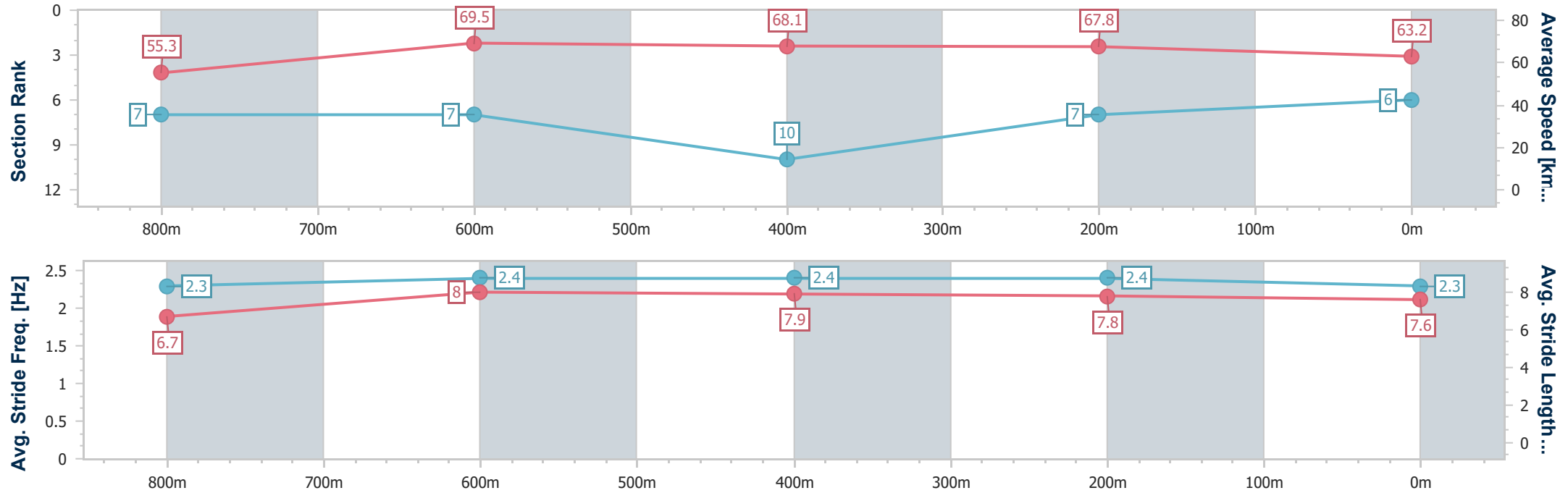
Horse/Jockey Name	No Love Lost
Final Rank	6
Fastest Section Time (Section)	0:10.44 (800m)
Top Speed [km/h] (Section)	70.5 (800m)
Race State	Finished



TownsvilleProfessional
Race 5: THE DEFIANT O'BRIEN'S BENCHMARK 70 Handicap - 1000m
12 June 2025 - 15:24
Track Rating: Good 4, Weather: Overcast, Rail Position: True Entire Course.



Section	Overall	800m	600m	400m	200m								
Section Times	0:56.23 [6] (0:13.04)	0:43.19 [7] (0:10.44)	0:32.75 [7] (0:10.68)	0:22.07 [10] (0:10.69)	0:11.38 [7] (0:11.38)								
Average Speed [km/h]	55.3	69.5	68.1	67.8	63.2								
Top Speed [km/h]	70.4	70.5	69.8	68.9	67.1								
Avg. Dist. to Rail [m]	7.4	2.3	2.0	3.8	3.8								
Avg. Stride Freq. [Hz]	2.3	2.4	2.4	2.4	2.3								
Avg. Stride Length [m]	6.7	8.0	7.9	7.8	7.6								





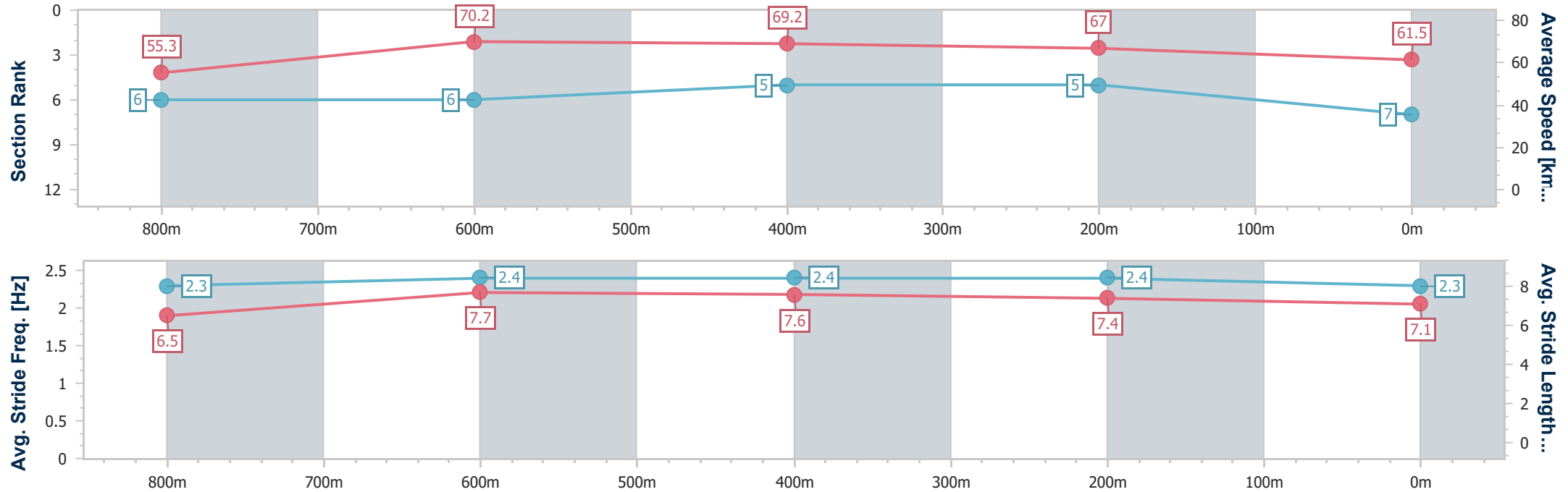
Horse/Jockey Name	You Are King
Final Rank	7
Fastest Section Time (Section)	0:10.41 (800m)
Top Speed [km/h] (Section)	70.9 (800m)
Race State	Finished



TownsvilleProfessional
Race 5: THE DEFIANT O'BRIEN'S BENCHMARK 70 Handicap - 1000m
12 June 2025 - 15:24
Track Rating: Good 4, Weather: Overcast, Rail Position: True Entire Course.



Section	Overall	800m	600m	400m	200m										
Section Times	0:56.50 [7] (0:13.03)	0:43.47 [6] (0:10.41)	0:33.06 [6] (0:10.54)	0:22.52 [5] (0:10.82)	0:11.70 [5] (0:11.70)										
Average Speed [km/h]	55.3	70.2	69.2	67.0	61.5										
Top Speed [km/h]	68.0	70.9	70.3	68.1	65.4										
Avg. Dist. to Rail [m]	10.8	3.9	2.8	4.4	4.9										
Avg. Stride Freq. [Hz]	2.3	2.4	2.4	2.4	2.3										
Avg. Stride Length [m]	6.5	7.7	7.6	7.4	7.1										





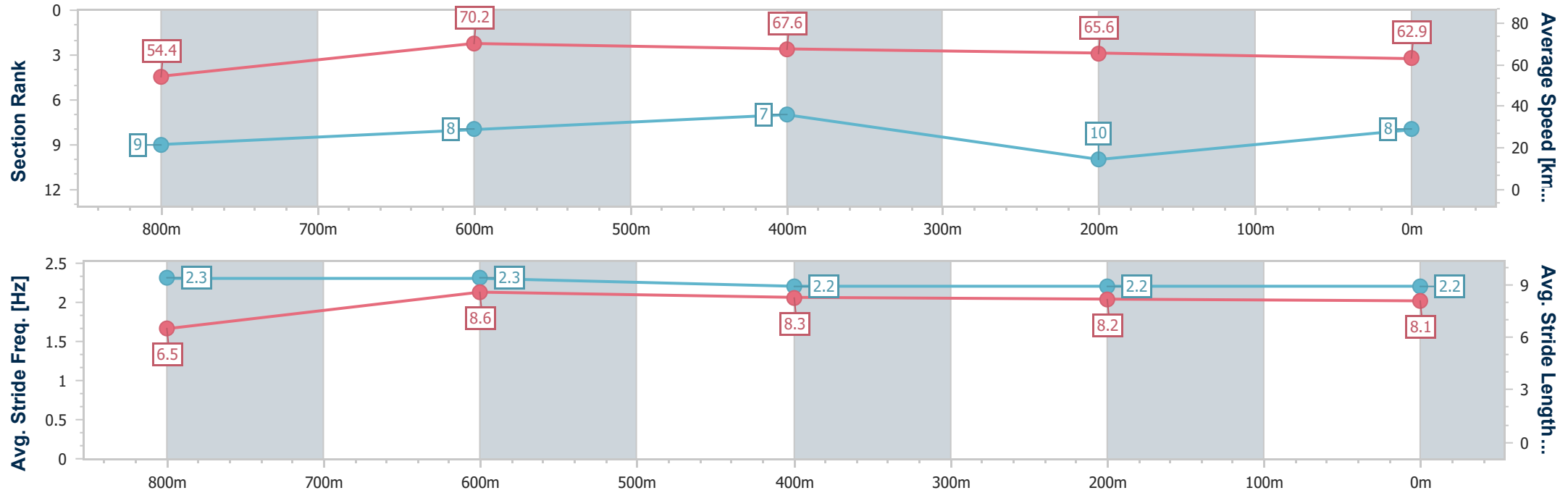
Horse/Jockey Name	Kiss Me Later
Final Rank	8
Fastest Section Time (Section)	0:10.22 (800m)
Top Speed [km/h] (Section)	71.7 (800m)
Race State	Finished



TownsvilleProfessional
Race 5: THE DEFIANT O'BRIEN'S BENCHMARK 70 Handicap - 1000m
12 June 2025 - 15:24
Track Rating: Good 4, Weather: Overcast, Rail Position: True Entire Course.



Section	Overall	800m	600m	400m	200m								
Section Times	0:56.54 [8] (0:13.27)	0:43.27 [9] (0:10.22)	0:33.05 [8] (0:10.60)	0:22.45 [7] (0:10.97)	0:11.48 [10] (0:11.48)								
Average Speed [km/h]	54.4	70.2	67.6	65.6	62.9								
Top Speed [km/h]	70.3	71.7	69.4	66.5	65.6								
Avg. Dist. to Rail [m]	4.4	1.0	0.4	1.0	3.8								
Avg. Stride Freq. [Hz]	2.3	2.3	2.2	2.2	2.2								
Avg. Stride Length [m]	6.5	8.6	8.3	8.2	8.1								





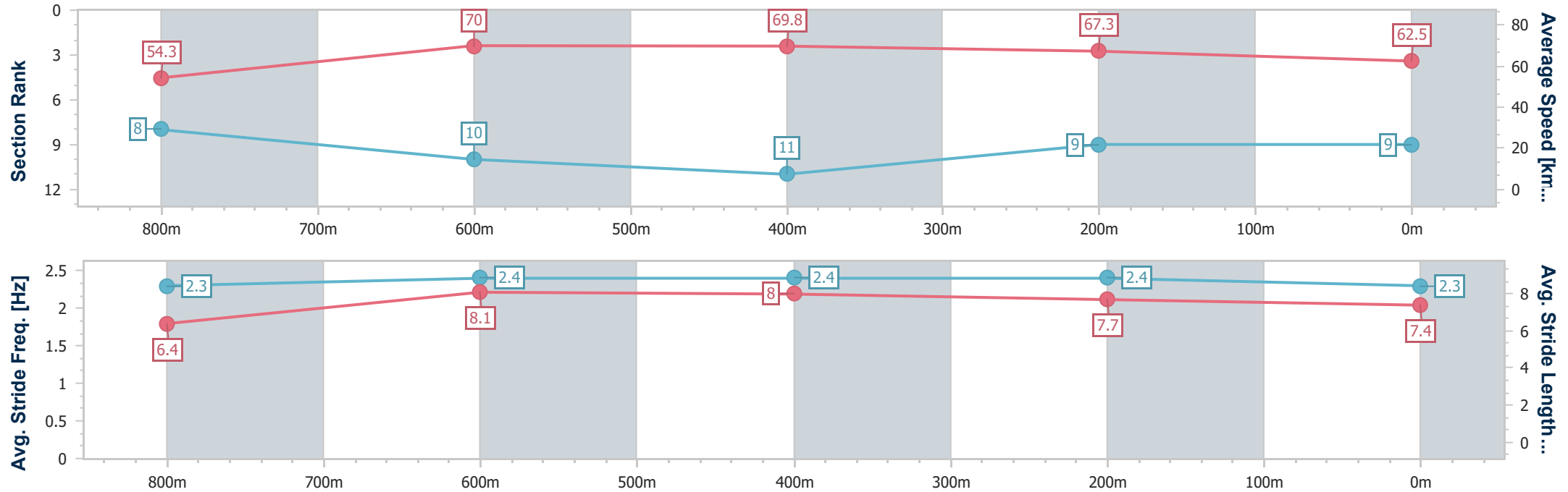
Horse/Jockey Name	Beauty Boom
Final Rank	9
Fastest Section Time (Section)	0:10.39 (800m)
Top Speed [km/h] (Section)	71.9 (800m)
Race State	Finished



TownsvilleProfessional
Race 5: THE DEFIANT O'BRIEN'S BENCHMARK 70 Handicap - 1000m
12 June 2025 - 15:24
Track Rating: Good 4, Weather: Overcast, Rail Position: True Entire Course.



Section	Overall	800m	600m	400m	200m								
Section Times	0:56.55 [9] (0:13.26)	0:43.29 [8] (0:10.39)	0:32.90 [10] (0:10.56)	0:22.34 [11] (0:10.79)	0:11.55 [9] (0:11.55)								
Average Speed [km/h]	54.3	70.0	69.8	67.3	62.5								
Top Speed [km/h]	69.4	71.9	71.4	68.6	65.0								
Avg. Dist. to Rail [m]	9.6	2.9	4.6	7.2	8.2								
Avg. Stride Freq. [Hz]	2.3	2.4	2.4	2.4	2.3								
Avg. Stride Length [m]	6.4	8.1	8.0	7.7	7.4								



- [] Ranking at each section and finish
- .-.-.- No data available at this section
- NA No data available



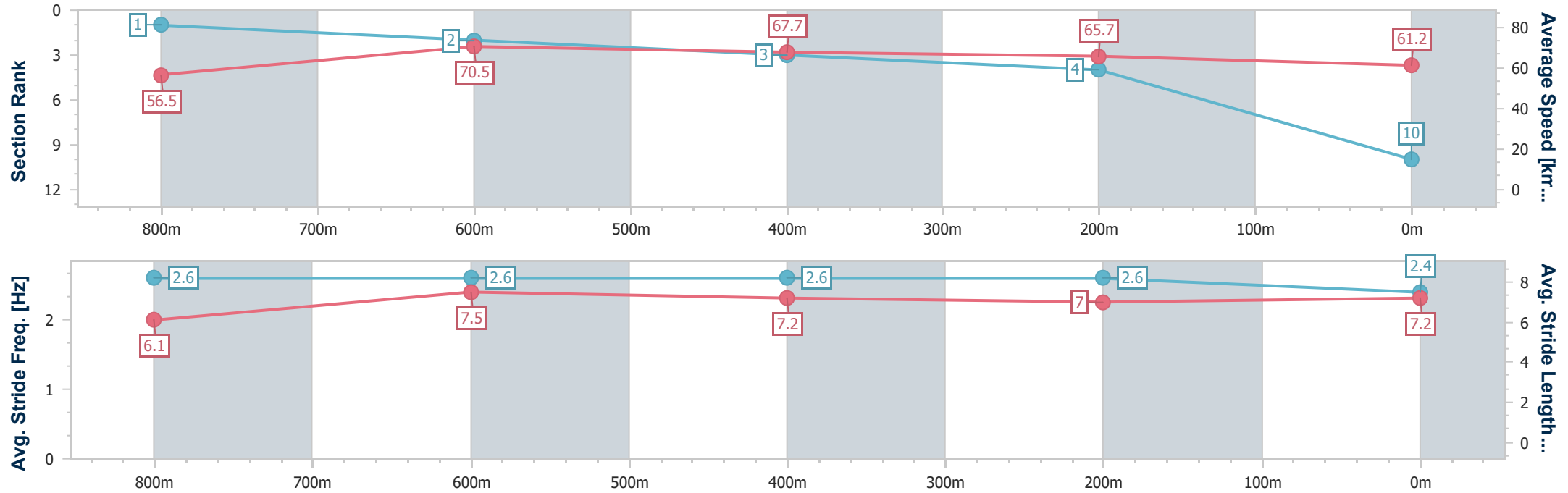
Horse/Jockey Name	Nano Star
Final Rank	10
Fastest Section Time (Section)	0:10.29 (800m)
Top Speed [km/h] (Section)	72.9 (800m)
Race State	Finished



TownsvilleProfessional
Race 5: THE DEFIANT O'BRIEN'S BENCHMARK 70 Handicap - 1000m
12 June 2025 - 15:24
Track Rating: Good 4, Weather: Overcast, Rail Position: True Entire Course.



Section	Overall	800m	600m	400m	200m								
Section Times	0:56.56 [10] (0:12.74)	0:43.82 [1] (0:10.29)	0:33.53 [2] (0:10.75)	0:22.78 [3] (0:11.01)	0:11.77 [4] (0:11.77)								
Average Speed [km/h]	56.5	70.5	67.7	65.7	61.2								
Top Speed [km/h]	72.1	72.9	68.6	67.9	65.4								
Avg. Dist. to Rail [m]	6.9	2.2	2.4	2.3	3.3								
Avg. Stride Freq. [Hz]	2.6	2.6	2.6	2.6	2.4								
Avg. Stride Length [m]	6.1	7.5	7.2	7.0	7.2								





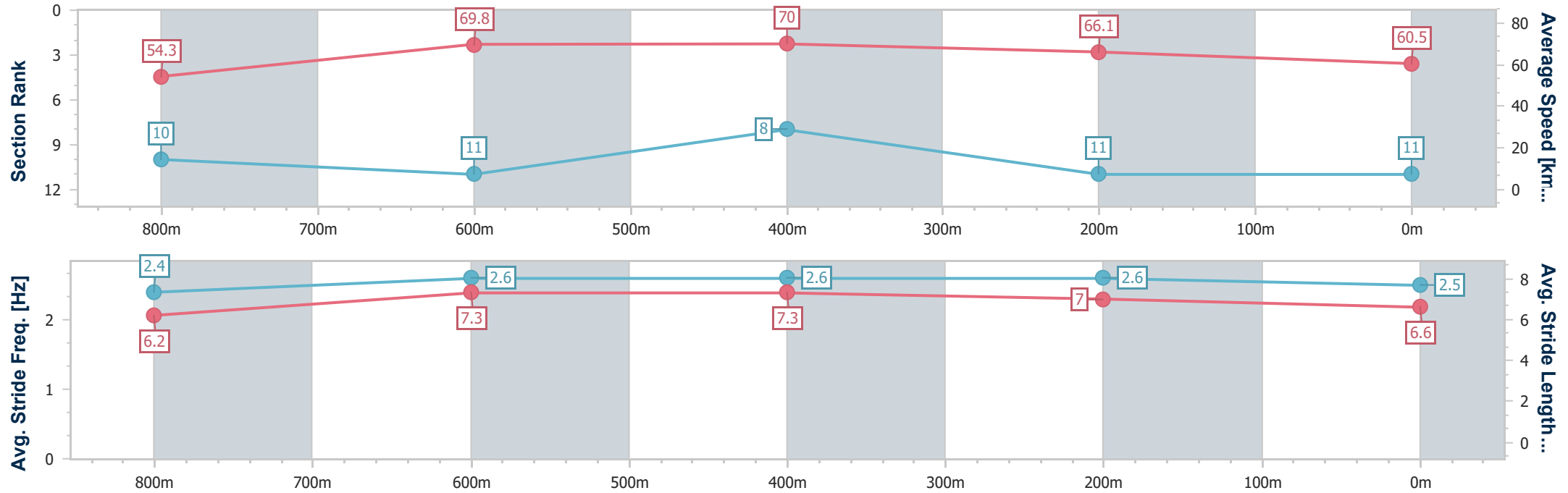
Horse/Jockey Name	Albanian Bay
Final Rank	11
Fastest Section Time (Section)	0:10.39 (600m)
Top Speed [km/h] (Section)	71.3 (600m)
Race State	Finished



TownsvilleProfessional
Race 5: THE DEFIANT O'BRIEN'S BENCHMARK 70 Handicap - 1000m
12 June 2025 - 15:24
Track Rating: Good 4, Weather: Overcast, Rail Position: True Entire Course.



Section	Overall	800m	600m	400m	200m								
Section Times	0:56.98 [11] (0:13.29)	0:43.69 [10] (0:10.43)	0:33.26 [11] (0:10.39)	0:22.87 [8] (0:10.97)	0:11.90 [11] (0:11.90)								
Average Speed [km/h]	54.3	69.8	70.0	66.1	60.5								
Top Speed [km/h]	68.3	71.2	71.3	68.3	63.0								
Avg. Dist. to Rail [m]	12.1	3.6	2.2	4.8	6.8								
Avg. Stride Freq. [Hz]	2.4	2.6	2.6	2.6	2.5								
Avg. Stride Length [m]	6.2	7.3	7.3	7.0	6.6								





Townsville Professional

Race 6: LADY OF VICTORIES RATINGS BAND 0 - 55 Handicap - 1400m

12 June 2025 - 15:57



Track Rating: Good 4, Weather: Overcast, Rail Position: True Entire Course.

Section		Overall				1200m	1000m	800m	600m	400m	Last 600m	
Field Times		1:22.18				1:08.98	0:57.82	0:46.57	0:35.43	0:24.13	0:35.43	
		(0:13.20)				(0:11.16)	(0:11.25)	(0:11.14)	(0:11.30)	(0:11.65)		
Rank	TAB	Horse/Jockey	Barrier	Top Speed [km/h]	Fastest Section							Distance Travelled [m]
1	5	CONVERTOR	12	66.2	0:11.02	1:22.18 [1]	1:08.51 [4]	0:57.24 [4]	0:45.96 [4]	0:34.94 [4]	0:23.61 [4]	0:34.94
		Ashley Butler		800m	800m	(0:13.67)	(0:11.27)	(0:11.28)	(0:11.02)	(0:11.33)	(0:11.50)	
2	13	IT'S BEEN A TREK	6	66.4	0:11.05	1:22.20 [2]	1:08.34 [7]	0:56.87 [8]	0:45.30 [9]	0:34.25 [9]	0:23.01 [8]	0:34.25 +1
		Adam Sewell		800m	800m	(0:13.86)	(0:11.47)	(0:11.57)	(0:11.05)	(0:11.24)	(0:11.31)	
3	12	HIT SNOOZE	2	67.9	0:11.14	1:22.23 [3]	1:09.03 [1]	0:57.87 [1]	0:46.62 [1]	0:35.48 [1]	0:24.18 [1]	0:35.48 -1
		Gabrielle Semmens		Overall	800m	(0:13.20)	(0:11.16)	(0:11.25)	(0:11.14)	(0:11.30)	(0:11.65)	
4	2	WAR COUNCIL	7	66.8	0:11.10	1:22.45 [4]	1:08.84 [3]	0:57.67 [2]	0:46.52 [3]	0:35.42 [2]	0:23.93 [3]	0:35.42 +2
		Ryan Wiggins		1000m	800m	(0:13.61)	(0:11.17)	(0:11.15)	(0:11.10)	(0:11.49)	(0:11.45)	
5	6	ELLEVES	3	66.5	0:11.13	1:22.46 [5]	1:08.86 [2]	0:57.67 [3]	0:46.54 [2]	0:35.38 [3]	0:23.99 [2]	0:35.38 +0
		Graham Kliese		1000m	1000m	(0:13.60)	(0:11.19)	(0:11.13)	(0:11.16)	(0:11.39)	(0:11.54)	
6	1	MR CALEB	4	66.3	0:11.13	1:22.46 [6]	1:08.62 [6]	0:57.49 [5]	0:46.24 [5]	0:35.10 [5]	0:23.72 [5]	0:35.10 +0
		Jackson Murphy		1000m	1200m	(0:13.84)	(0:11.13)	(0:11.25)	(0:11.14)	(0:11.38)	(0:11.52)	
7	7	LOOMING ONE	13	67.0	0:11.04	1:22.53 [7]	1:08.61 [8]	0:57.42 [7]	0:46.00 [6]	0:34.96 [6]	0:23.58 [6]	0:34.96 +2
		Aidan Holt		800m	800m	(0:13.92)	(0:11.19)	(0:11.42)	(0:11.04)	(0:11.38)	(0:11.43)	
8	14	WELL RESTED	5	67.5	0:11.10	1:22.55 [8]	1:08.74 [5]	0:57.46 [6]	0:45.98 [7]	0:34.88 [7]	0:23.58 [7]	0:34.88 +3
		Raul Silvera Olivera		1200m	800m	(0:13.81)	(0:11.28)	(0:11.48)	(0:11.10)	(0:11.30)	(0:11.48)	
9	8	UNDER THE SHADOW	11	66.6	0:11.06	1:22.76 [9]	1:08.19 [12]	0:56.74 [12]	0:45.47 [12]	0:34.41 [12]	0:23.01 [12]	0:34.41 +1
		Leah Martyn		800m	800m	(0:14.57)	(0:11.45)	(0:11.27)	(0:11.06)	(0:11.40)	(0:11.34)	
10	11	ENCROACHMENT	9	65.8	0:11.03	1:22.77 [10]	1:08.57 [11]	0:56.99 [11]	0:45.60 [11]	0:34.57 [11]	0:23.25 [11]	0:34.57 -2
		Chris Meehan		800m	800m	(0:14.20)	(0:11.58)	(0:11.39)	(0:11.03)	(0:11.32)	(0:11.35)	

Scratched: Belmont Park (#3), Fanciful Mr Fox (#9)

Report Created: Thu 12 June 2025 17:38 GMT+10 (Note: Timing is based on position data)

Page 1/16

[] Ranking at each section and finish
-:-:- No data available at this section
NA No data available

SCN Saddle cloth number
DNF Did not finish
DNT Did not track

data processed by  TRIPLESDATA



Townsville Professional

Race 6: LADY OF VICTORIES RATINGS BAND 0 - 55 Handicap - 1400m

12 June 2025 - 15:57



Track Rating: Good 4, Weather: Overcast, Rail Position: True Entire Course.

Section						Overall	1200m	1000m	800m	600m	400m	Last 600m	
Field Times						1:22.18 (0:13.20)	1:08.98 (0:11.16)	0:57.82 (0:11.25)	0:46.57 (0:11.14)	0:35.43 (0:11.30)	0:24.13 (0:11.65)	0:35.43	
Rank	TAB	Horse/Jockey	Barrier	Top Speed [km/h]	Fastest Section							Distance Travelled [m]	
11	10	LINE OF KINGS	10	66.6	0:11.04	1:22.80 [11]	1:08.83 [9]	0:57.36 [10]	0:45.88 [10]	0:34.84 [10]	0:23.41 [10]	0:34.84	+5
		Wanderson D'Avila		800m	800m	(0:13.97)	(0:11.47)	(0:11.48)	(0:11.04)	(0:11.43)	(0:11.49)		
12	4	SAVVY THINKER	8	65.9	0:11.10	1:23.48 [12]	1:09.41 [10]	0:58.06 [9]	0:46.69 [8]	0:35.59 [8]	0:24.15 [9]	0:35.59	-1
		Nathan Thomas		800m	800m	(0:14.07)	(0:11.35)	(0:11.37)	(0:11.10)	(0:11.44)	(0:11.82)		

Scratched: Belmont Park (#3), Fanciful Mr Fox (#9)



Townsville Professional

Race 6: LADY OF VICTORIES RATINGS BAND 0 - 55 Handicap - 1400m

12 June 2025 - 15:57



Track Rating: Good 4, Weather: Overcast, Rail Position: True Entire Course.

Section Field Times				200m 0:12.48 (0:12.48)				Last 600m 0:35.43	
Rank	TAB	Horse/Jockey	Barrier	Top Speed [km/h]	Fastest Section	Margin		Distance Travelled [m]	
1	5	CONVERTOR	12	66.2	0:11.02	0:12.11 [4]	1:22.18	0:34.94	
		Ashley Butler		800m	800m	(0:12.11)			
2	13	IT'S BEEN A TREK	6	66.4	0:11.05	0:11.70 [8]	0.11L	0:34.25	+1
		Adam Sewell		800m	800m	(0:11.70)			
3	12	HIT SNOOZE	2	67.9	0:11.14	0:12.53 [1]	0.25L	0:35.48	-1
		Gabrielle Semmens		Overall	800m	(0:12.53)			
4	2	WAR COUNCIL	7	66.8	0:11.10	0:12.48 [2]	1.56L	0:35.42	+2
		Ryan Wiggins		1000m	800m	(0:12.48)			
5	6	ELLEVES	3	66.5	0:11.13	0:12.45 [3]	1.62L	0:35.38	+0
		Graham Kliese		1000m	1000m	(0:12.45)			
6	1	MR CALEB	4	66.3	0:11.13	0:12.20 [5]	1.64L	0:35.10	+0
		Jackson Murphy		1000m	1200m	(0:12.20)			
7	7	LOOMING ONE	13	67.0	0:11.04	0:12.15 [6]	2.01L	0:34.96	+2
		Aidan Holt		800m	800m	(0:12.15)			
8	14	WELL RESTED	5	67.5	0:11.10	0:12.10 [7]	2.13L	0:34.88	+3
		Raul Silvera Olivera		1200m	800m	(0:12.10)			
9	8	UNDER THE SHADOW	11	66.6	0:11.06	0:11.67 [11]	3.41L	0:34.41	+1
		Leah Martyn		800m	800m	(0:11.67)			
10	11	ENCROACHMENT	9	65.8	0:11.03	0:11.90 [9]	3.45L	0:34.57	-2
		Chris Meehan		800m	800m	(0:11.90)			

Scratched: Belmont Park (#3), Fanciful Mr Fox (#9)

Report Created: Thu 12 June 2025 17:38 GMT+10 (Note: Timing is based on position data)

Page 3/16

[] Ranking at each section and finish
-:-:- No data available at this section
NA No data available

SCN Saddle cloth number
DNF Did not finish
DNT Did not track

data processed by  TRIPLESDATA



Townsville Professional

Race 6: LADY OF VICTORIES RATINGS BAND 0 - 55 Handicap - 1400m

12 June 2025 - 15:57



Track Rating: Good 4, Weather: Overcast, Rail Position: True Entire Course.

Section						200m		Last 600m	
Field Times						0:12.48 (0:12.48)		0:35.43	
Rank	TAB	Horse/Jockey	Barrier	Top Speed [km/h]	Fastest Section	Margin		Distance Travelled [m]	
11	10	LINE OF KINGS	10	66.6	0:11.04	0:11.92 [10]	3.65L	0:34.84	+5
		Wanderson D'Avila		800m	800m	(0:11.92)			
12	4	SAVVY THINKER	8	65.9	0:11.10	0:12.33 [12]	7.62L	0:35.59	-1
		Nathan Thomas		800m	800m	(0:12.33)			

Scratched: Belmont Park (#3), Fanciful Mr Fox (#9)



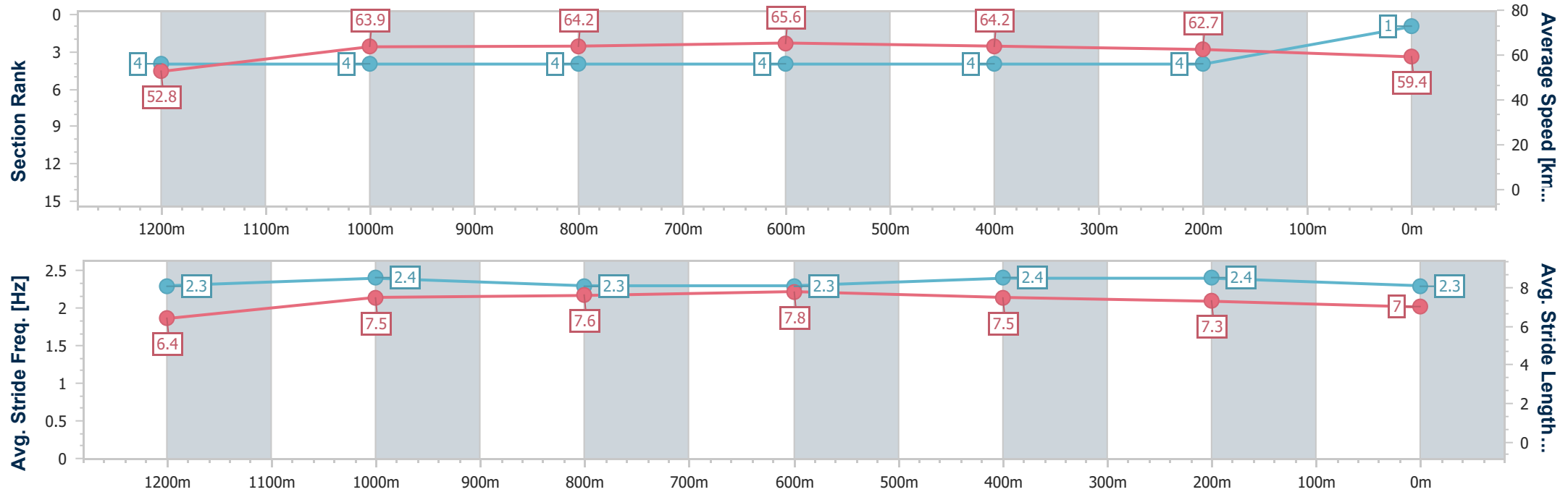
Horse/Jockey Name	Convertor
Final Rank	1
Fastest Section Time (Section)	0:11.02 (800m)
Top Speed [km/h] (Section)	66.2 (800m)
Race State	Finished



TownsvilleProfessional
Race 6: LADY OF VICTORIES RATINGS BAND 0 - 55 Handicap - 1400m
12 June 2025 - 15:57
Track Rating: Good 4, Weather: Overcast, Rail Position: True Entire Course.



Section	Overall	1200m	1000m	800m	600m	400m	200m						
Section Times	1:22.18 [1] (0:13.67)	1:08.51 [4] (0:11.27)	0:57.24 [4] (0:11.28)	0:45.96 [4] (0:11.02)	0:34.94 [4] (0:11.33)	0:23.61 [4] (0:11.50)	0:12.11 [4] (0:12.11)						
Average Speed [km/h]	52.8	63.9	64.2	65.6	64.2	62.7	59.4						
Top Speed [km/h]	64.7	64.9	66.0	66.2	65.2	64.1	61.8						
Avg. Dist. to Rail [m]	11.1	2.6	1.2	1.3	1.6	2.1	2.6						
Avg. Stride Freq. [Hz]	2.3	2.4	2.3	2.3	2.4	2.4	2.3						
Avg. Stride Length [m]	6.4	7.5	7.6	7.8	7.5	7.3	7.0						





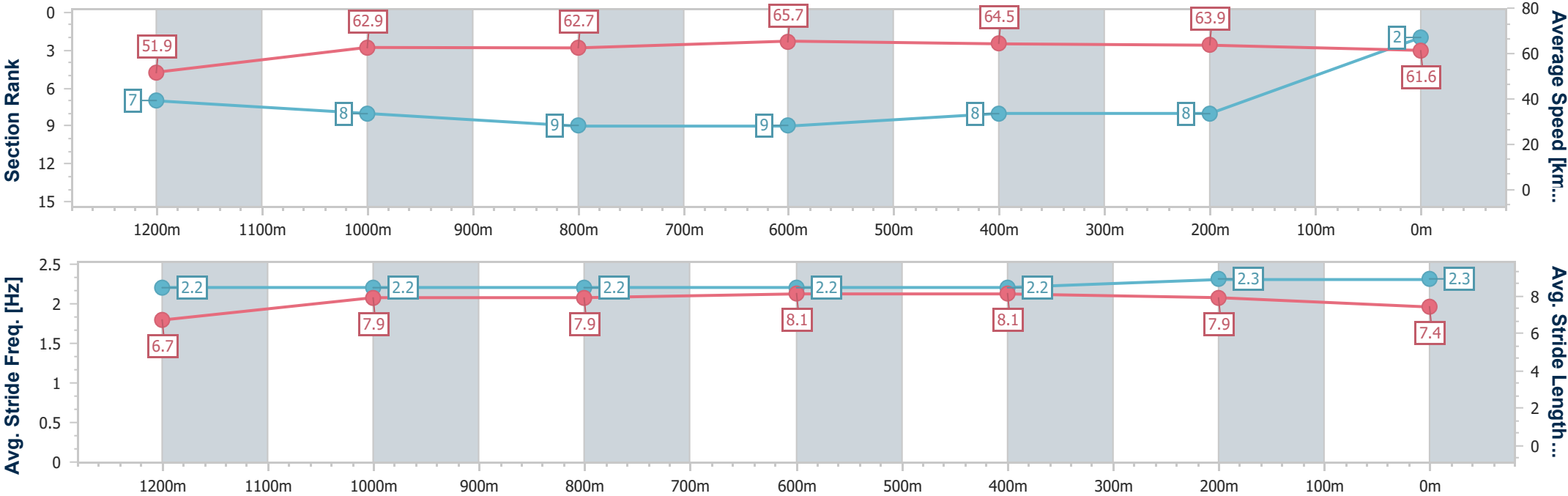
Horse/Jockey Name	It's Been A Trek
Final Rank	2
Fastest Section Time (Section)	0:11.05 (800m)
Top Speed [km/h] (Section)	66.4 (800m)
Race State	Finished



TownsvilleProfessional
Race 6: LADY OF VICTORIES RATINGS BAND 0 - 55 Handicap - 1400m
12 June 2025 - 15:57
Track Rating: Good 4, Weather: Overcast, Rail Position: True Entire Course.



Section	Overall	1200m	1000m	800m	600m	400m	200m						
Section Times	1:22.20 [2] (0:13.86)	1:08.34 [7] (0:11.47)	0:56.87 [8] (0:11.57)	0:45.30 [9] (0:11.05)	0:34.25 [9] (0:11.24)	0:23.01 [8] (0:11.31)	0:11.70 [8] (0:11.70)						
Average Speed [km/h]	51.9	62.9	62.7	65.7	64.5	63.9	61.6						
Top Speed [km/h]	63.9	64.1	65.4	66.4	65.4	65.0	64.6						
Avg. Dist. to Rail [m]	7.2	2.8	1.6	1.3	1.6	4.9	8.3						
Avg. Stride Freq. [Hz]	2.2	2.2	2.2	2.2	2.2	2.3	2.3						
Avg. Stride Length [m]	6.7	7.9	7.9	8.1	8.1	7.9	7.4						





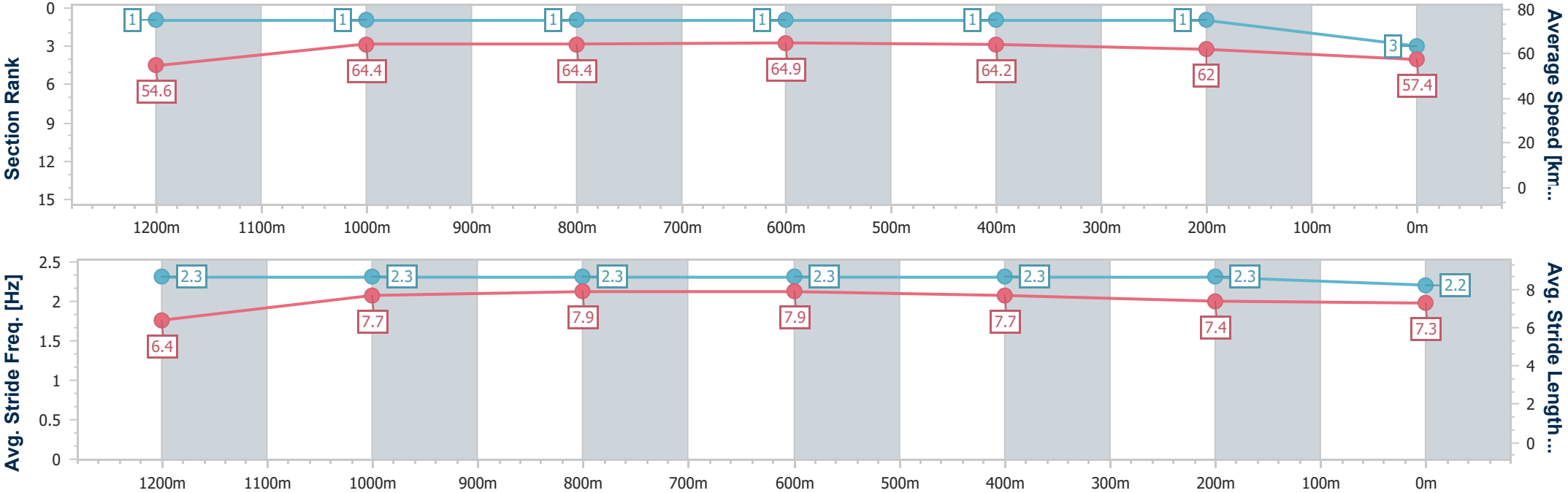
Horse/Jockey Name	Hit Snooze
Final Rank	3
Fastest Section Time (Section)	0:11.14 (800m)
Top Speed [km/h] (Section)	67.9 (Overall)
Race State	Finished



TownsvilleProfessional
Race 6: LADY OF VICTORIES RATINGS BAND 0 - 55 Handicap - 1400m
12 June 2025 - 15:57
Track Rating: Good 4, Weather: Overcast, Rail Position: True Entire Course.



Section	Overall	1200m	1000m	800m	600m	400m	200m						
Section Times	1:22.23 [3] (0:13.20)	1:09.03 [1] (0:11.16)	0:57.87 [1] (0:11.25)	0:46.62 [1] (0:11.14)	0:35.48 [1] (0:11.30)	0:24.18 [1] (0:11.65)	0:12.53 [1] (0:12.53)						
Average Speed [km/h]	54.6	64.4	64.4	64.9	64.2	62.0	57.4						
Top Speed [km/h]	67.9	65.0	65.3	66.1	66.0	62.8	60.0						
Avg. Dist. to Rail [m]	3.1	0.7	1.1	1.0	1.5	1.7	0.5						
Avg. Stride Freq. [Hz]	2.3	2.3	2.3	2.3	2.3	2.3	2.2						
Avg. Stride Length [m]	6.4	7.7	7.9	7.9	7.7	7.4	7.3						





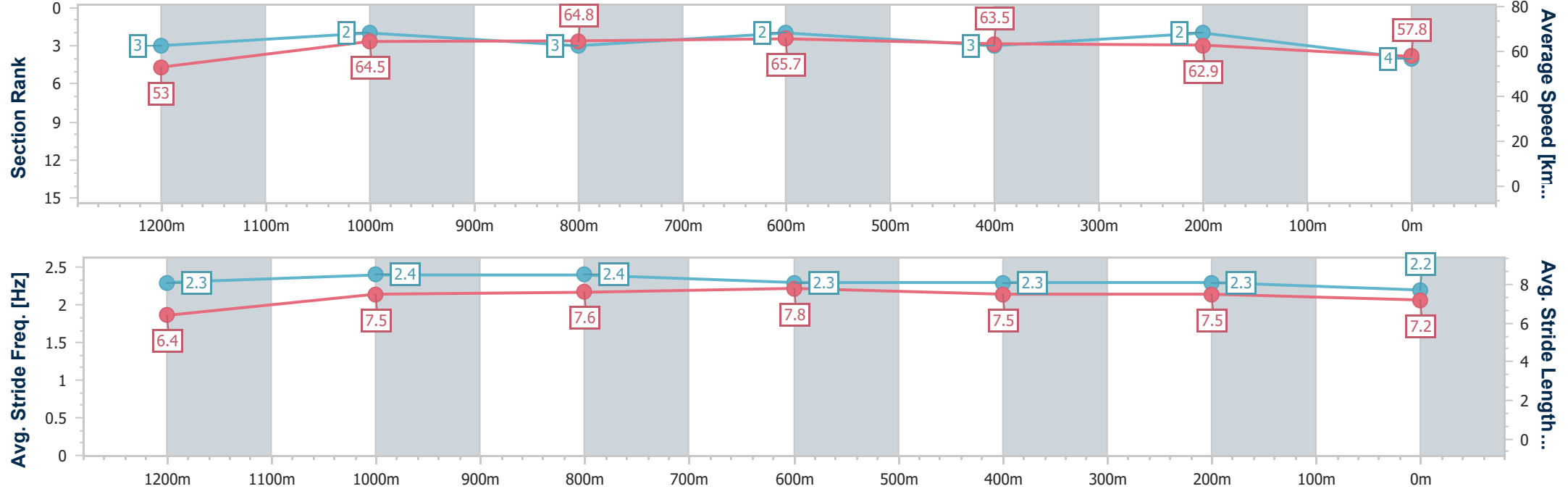
Horse/Jockey Name	War Council
Final Rank	4
Fastest Section Time (Section)	0:11.10 (800m)
Top Speed [km/h] (Section)	66.8 (1000m)
Race State	Finished



TownsvilleProfessional
Race 6: LADY OF VICTORIES RATINGS BAND 0 - 55 Handicap - 1400m
12 June 2025 - 15:57
Track Rating: Good 4, Weather: Overcast, Rail Position: True Entire Course.



Section	Overall	1200m	1000m	800m	600m	400m	200m						
Section Times	1:22.45 [4] (0:13.61)	1:08.84 [3] (0:11.17)	0:57.67 [2] (0:11.15)	0:46.52 [3] (0:11.10)	0:35.42 [2] (0:11.49)	0:23.93 [3] (0:11.45)	0:12.48 [2] (0:12.48)						
Average Speed [km/h]	53.0	64.5	64.8	65.7	63.5	62.9	57.8						
Top Speed [km/h]	65.6	65.6	66.8	66.8	64.7	64.4	61.3						
Avg. Dist. to Rail [m]	7.4	1.3	1.0	3.0	2.5	1.1	1.5						
Avg. Stride Freq. [Hz]	2.3	2.4	2.4	2.3	2.3	2.3	2.2						
Avg. Stride Length [m]	6.4	7.5	7.6	7.8	7.5	7.5	7.2						





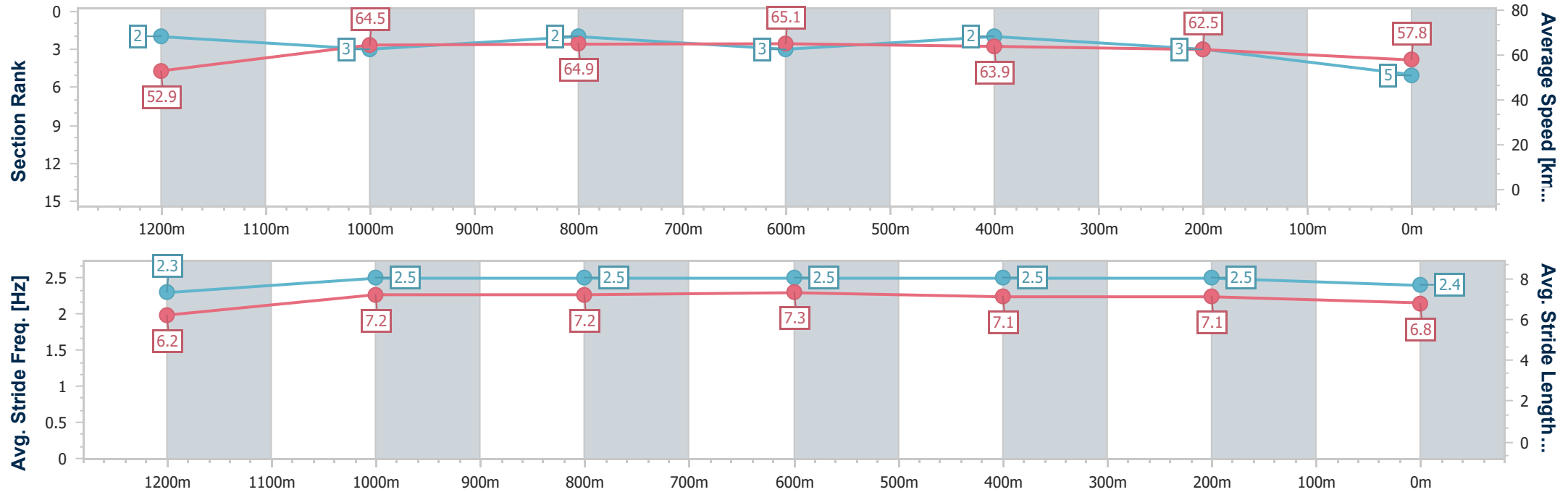
Horse/Jockey Name	Elleves
Final Rank	5
Fastest Section Time (Section)	0:11.13 (1000m)
Top Speed [km/h] (Section)	66.5 (1000m)
Race State	Finished



TownsvilleProfessional
Race 6: LADY OF VICTORIES RATINGS BAND 0 - 55 Handicap - 1400m
12 June 2025 - 15:57
Track Rating: Good 4, Weather: Overcast, Rail Position: True Entire Course.



Section	Overall	1200m	1000m	800m	600m	400m	200m						
Section Times	1:22.46 [5] (0:13.60)	1:08.86 [2] (0:11.19)	0:57.67 [3] (0:11.13)	0:46.54 [2] (0:11.16)	0:35.38 [3] (0:11.39)	0:23.99 [2] (0:11.54)	0:12.45 [3] (0:12.45)						
Average Speed [km/h]	52.9	64.5	64.9	65.1	63.9	62.5	57.8						
Top Speed [km/h]	65.2	65.2	66.5	66.4	65.0	64.8	60.8						
Avg. Dist. to Rail [m]	3.7	0.3	1.0	2.0	2.2	0.5	0.8						
Avg. Stride Freq. [Hz]	2.3	2.5	2.5	2.5	2.5	2.5	2.4						
Avg. Stride Length [m]	6.2	7.2	7.2	7.3	7.1	7.1	6.8						





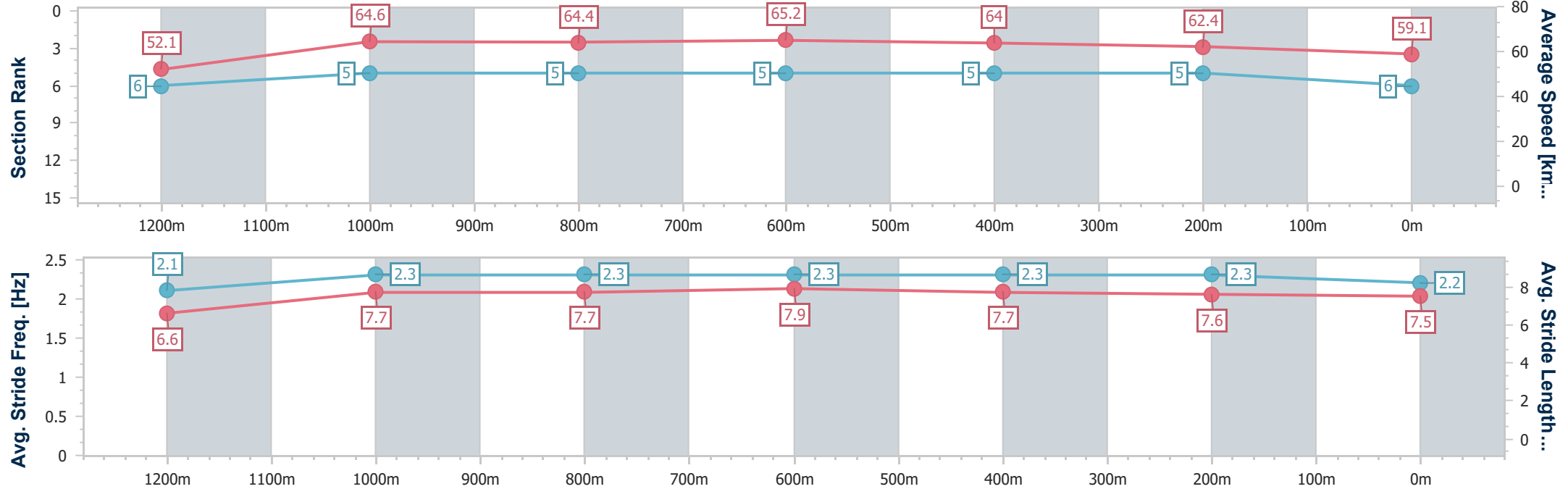
Horse/Jockey Name	Mr Caleb
Final Rank	6
Fastest Section Time (Section)	0:11.13 (1200m)
Top Speed [km/h] (Section)	66.3 (1000m)
Race State	Finished



TownsvilleProfessional
Race 6: LADY OF VICTORIES RATINGS BAND 0 - 55 Handicap - 1400m
12 June 2025 - 15:57
Track Rating: Good 4, Weather: Overcast, Rail Position: True Entire Course.



Section	Overall	1200m	1000m	800m	600m	400m	200m						
Section Times	1:22.46 [6] (0:13.84)	1:08.62 [6] (0:11.13)	0:57.49 [5] (0:11.25)	0:46.24 [5] (0:11.14)	0:35.10 [5] (0:11.38)	0:23.72 [5] (0:11.52)	0:12.20 [5] (0:12.20)						
Average Speed [km/h]	52.1	64.6	64.4	65.2	64.0	62.4	59.1						
Top Speed [km/h]	65.5	65.3	66.3	66.1	65.6	63.2	61.6						
Avg. Dist. to Rail [m]	4.4	0.7	1.1	2.0	1.9	0.4	1.6						
Avg. Stride Freq. [Hz]	2.1	2.3	2.3	2.3	2.3	2.3	2.2						
Avg. Stride Length [m]	6.6	7.7	7.7	7.9	7.7	7.6	7.5						





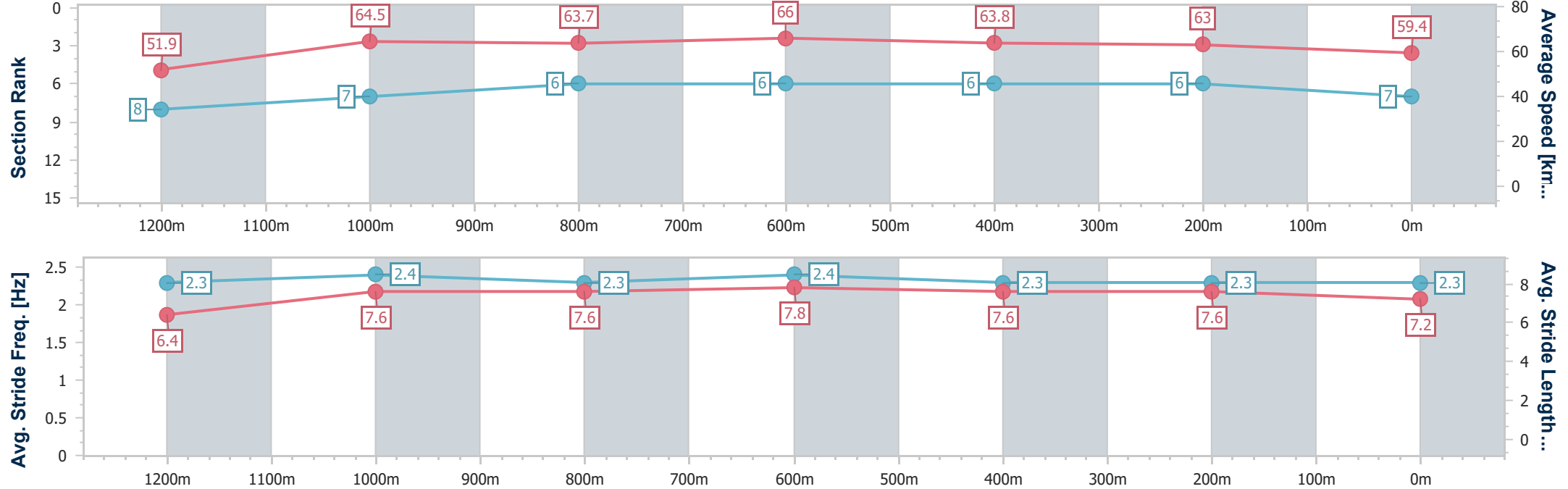
Horse/Jockey Name	Looming One
Final Rank	7
Fastest Section Time (Section)	0:11.04 (800m)
Top Speed [km/h] (Section)	67.0 (800m)
Race State	Finished



TownsvilleProfessional
Race 6: LADY OF VICTORIES RATINGS BAND 0 - 55 Handicap - 1400m
12 June 2025 - 15:57
Track Rating: Good 4, Weather: Overcast, Rail Position: True Entire Course.



Section	Overall	1200m	1000m	800m	600m	400m	200m						
Section Times	1:22.53 [7] (0:13.92)	1:08.61 [8] (0:11.19)	0:57.42 [7] (0:11.42)	0:46.00 [6] (0:11.04)	0:34.96 [6] (0:11.38)	0:23.58 [6] (0:11.43)	0:12.15 [6] (0:12.15)						
Average Speed [km/h]	51.9	64.5	63.7	66.0	63.8	63.0	59.4						
Top Speed [km/h]	65.0	66.4	65.3	67.0	65.0	64.3	61.7						
Avg. Dist. to Rail [m]	12.7	3.9	2.1	2.2	1.9	2.1	5.5						
Avg. Stride Freq. [Hz]	2.3	2.4	2.3	2.4	2.3	2.3	2.3						
Avg. Stride Length [m]	6.4	7.6	7.6	7.8	7.6	7.6	7.2						





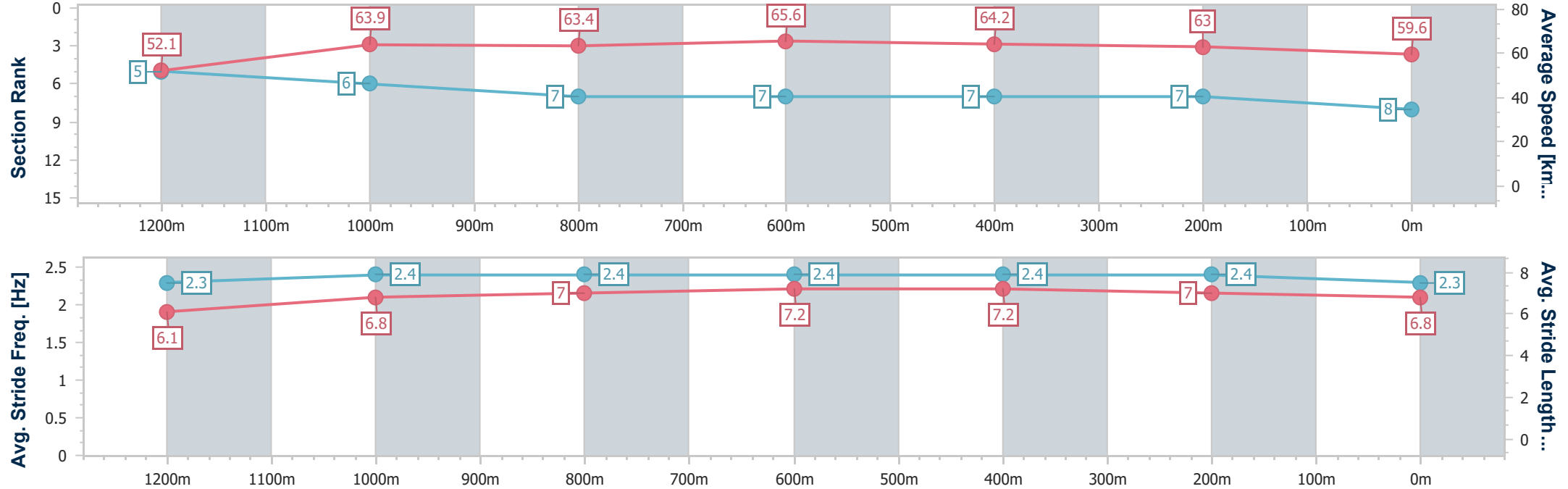
Horse/Jockey Name	Well Rested
Final Rank	8
Fastest Section Time (Section)	0:11.10 (800m)
Top Speed [km/h] (Section)	67.5 (1200m)
Race State	Finished



TownsvilleProfessional
Race 6: LADY OF VICTORIES RATINGS BAND 0 - 55 Handicap - 1400m
12 June 2025 - 15:57
Track Rating: Good 4, Weather: Overcast, Rail Position: True Entire Course.



Section	Overall	1200m	1000m	800m	600m	400m	200m						
Section Times	1:22.55 [8] (0:13.81)	1:08.74 [5] (0:11.28)	0:57.46 [6] (0:11.48)	0:45.98 [7] (0:11.10)	0:34.88 [7] (0:11.30)	0:23.58 [7] (0:11.48)	0:12.10 [7] (0:12.10)						
Average Speed [km/h]	52.1	63.9	63.4	65.6	64.2	63.0	59.6						
Top Speed [km/h]	65.3	67.5	66.1	66.6	65.1	63.9	61.9						
Avg. Dist. to Rail [m]	5.7	1.9	2.3	2.0	2.1	3.6	5.9						
Avg. Stride Freq. [Hz]	2.3	2.4	2.4	2.4	2.4	2.4	2.3						
Avg. Stride Length [m]	6.1	6.8	7.0	7.2	7.2	7.0	6.8						





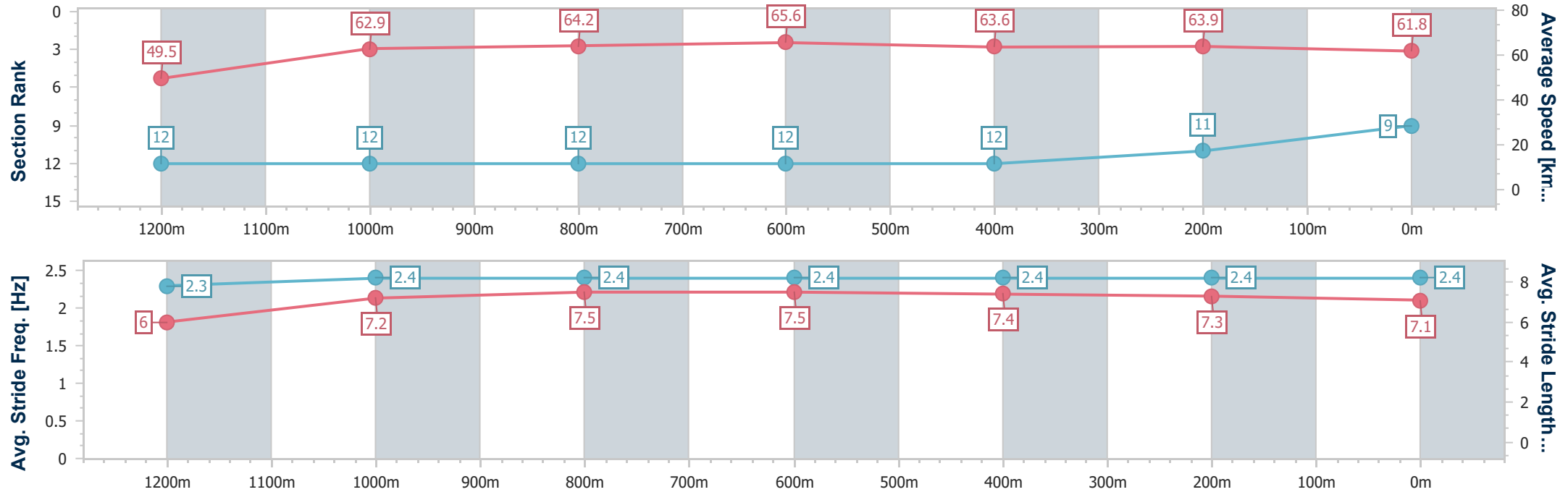
Horse/Jockey Name	Under The Shadow
Final Rank	9
Fastest Section Time (Section)	0:11.06 (800m)
Top Speed [km/h] (Section)	66.6 (800m)
Race State	Finished



TownsvilleProfessional
Race 6: LADY OF VICTORIES RATINGS BAND 0 - 55 Handicap - 1400m
12 June 2025 - 15:57
Track Rating: Good 4, Weather: Overcast, Rail Position: True Entire Course.



Section	Overall	1200m	1000m	800m	600m	400m	200m						
Section Times	1:22.76 [9] (0:14.57)	1:08.19 [12] (0:11.45)	0:56.74 [12] (0:11.27)	0:45.47 [12] (0:11.06)	0:34.41 [12] (0:11.40)	0:23.01 [12] (0:11.34)	0:11.67 [11] (0:11.67)						
Average Speed [km/h]	49.5	62.9	64.2	65.6	63.6	63.9	61.8						
Top Speed [km/h]	62.9	63.9	66.2	66.6	64.7	64.8	63.8						
Avg. Dist. to Rail [m]	9.8	1.1	1.3	1.7	1.2	6.1	11.7						
Avg. Stride Freq. [Hz]	2.3	2.4	2.4	2.4	2.4	2.4	2.4						
Avg. Stride Length [m]	6.0	7.2	7.5	7.5	7.4	7.3	7.1						





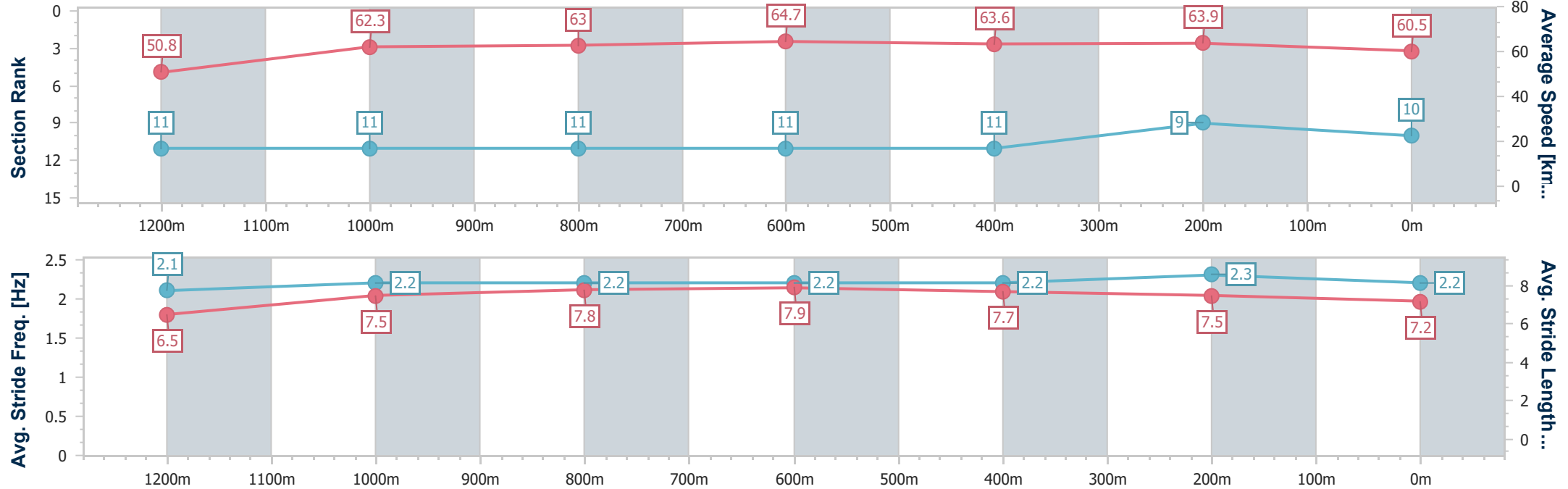
Horse/Jockey Name	Encroachment
Final Rank	10
Fastest Section Time (Section)	0:11.03 (800m)
Top Speed [km/h] (Section)	65.8 (800m)
Race State	Finished



TownsvilleProfessional
Race 6: LADY OF VICTORIES RATINGS BAND 0 - 55 Handicap - 1400m
12 June 2025 - 15:57
Track Rating: Good 4, Weather: Overcast, Rail Position: True Entire Course.



Section	Overall	1200m	1000m	800m	600m	400m	200m						
Section Times	1:22.77 [10] (0:14.20)	1:08.57 [11] (0:11.58)	0:56.99 [11] (0:11.39)	0:45.60 [11] (0:11.03)	0:34.57 [11] (0:11.32)	0:23.25 [11] (0:11.35)	0:11.90 [9] (0:11.90)						
Average Speed [km/h]	50.8	62.3	63.0	64.7	63.6	63.9	60.5						
Top Speed [km/h]	61.7	64.2	64.6	65.8	64.6	64.4	63.0						
Avg. Dist. to Rail [m]	8.3	1.5	0.6	1.8	0.8	4.8	10.5						
Avg. Stride Freq. [Hz]	2.1	2.2	2.2	2.2	2.2	2.3	2.2						
Avg. Stride Length [m]	6.5	7.5	7.8	7.9	7.7	7.5	7.2						





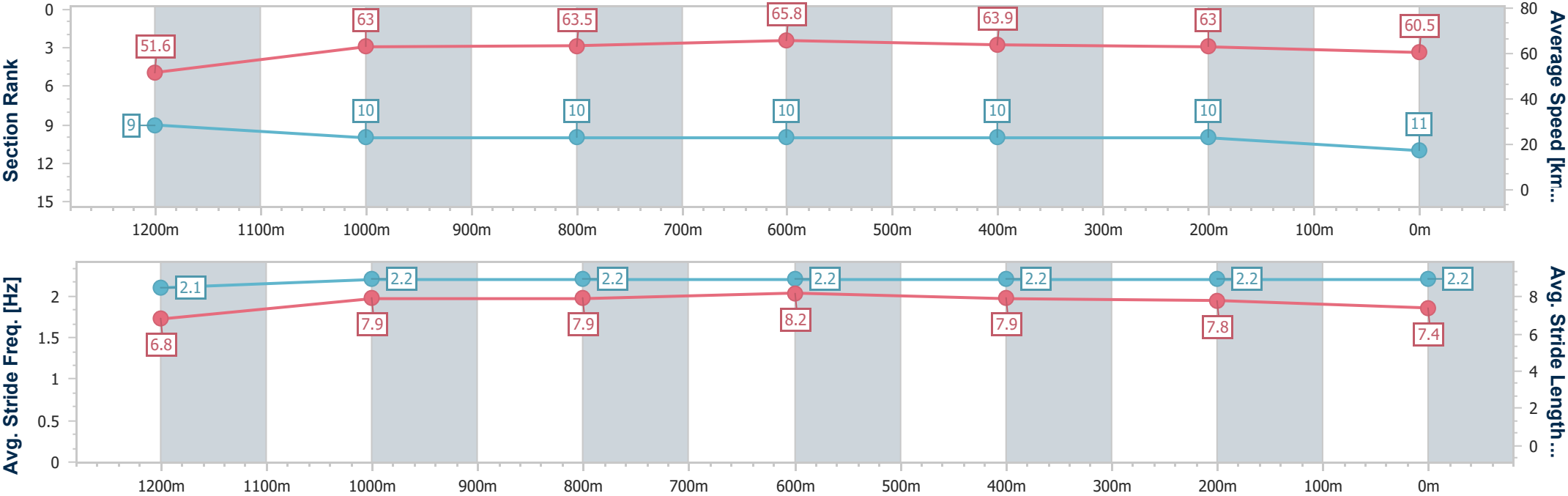
Horse/Jockey Name	Line Of Kings
Final Rank	11
Fastest Section Time (Section)	0:11.04 (800m)
Top Speed [km/h] (Section)	66.6 (800m)
Race State	Finished



TownsvilleProfessional
Race 6: LADY OF VICTORIES RATINGS BAND 0 - 55 Handicap - 1400m
12 June 2025 - 15:57
Track Rating: Good 4, Weather: Overcast, Rail Position: True Entire Course.



Section	Overall	1200m	1000m	800m	600m	400m	200m						
Section Times	1:22.80 [11] (0:13.97)	1:08.83 [9] (0:11.47)	0:57.36 [10] (0:11.48)	0:45.88 [10] (0:11.04)	0:34.84 [10] (0:11.43)	0:23.41 [10] (0:11.49)	0:11.92 [10] (0:11.92)						
Average Speed [km/h]	51.6	63.0	63.5	65.8	63.9	63.0	60.5						
Top Speed [km/h]	64.0	63.6	66.0	66.6	65.2	64.1	61.9						
Avg. Dist. to Rail [m]	9.5	3.4	2.6	1.9	3.1	4.9	8.4						
Avg. Stride Freq. [Hz]	2.1	2.2	2.2	2.2	2.2	2.2	2.2						
Avg. Stride Length [m]	6.8	7.9	7.9	8.2	7.9	7.8	7.4						





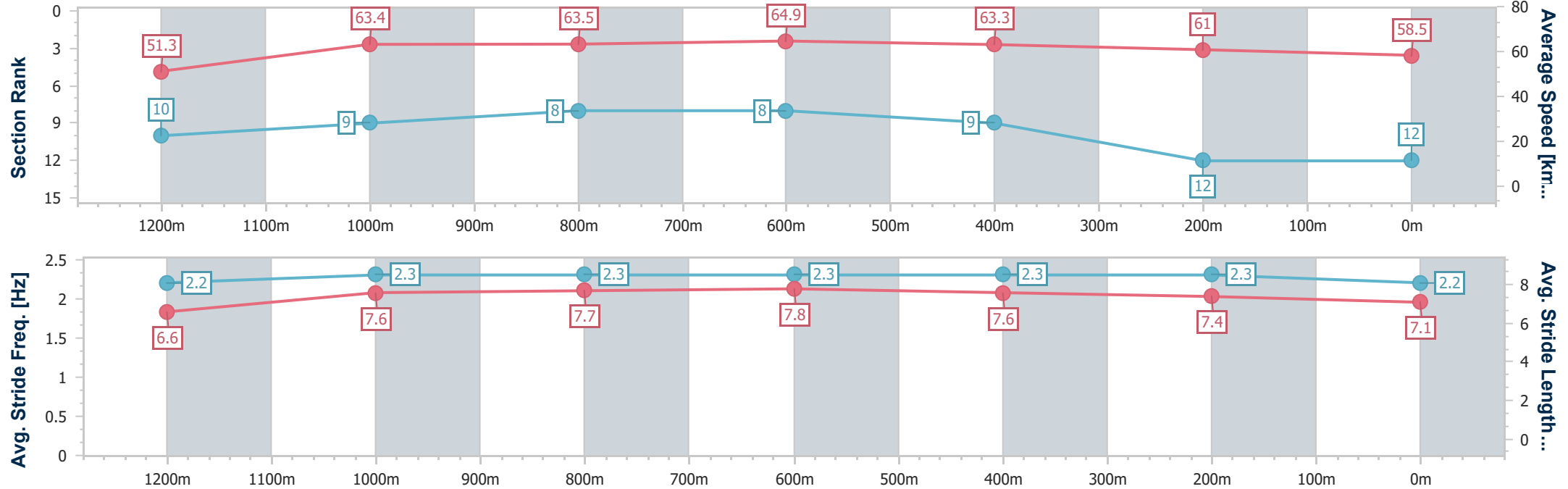
Horse/Jockey Name	Savvy Thinker
Final Rank	12
Fastest Section Time (Section)	0:11.10 (800m)
Top Speed [km/h] (Section)	65.9 (800m)
Race State	Finished



TownsvilleProfessional
Race 6: LADY OF VICTORIES RATINGS BAND 0 - 55 Handicap - 1400m
12 June 2025 - 15:57
Track Rating: Good 4, Weather: Overcast, Rail Position: True Entire Course.



Section	Overall	1200m	1000m	800m	600m	400m	200m						
Section Times	1:23.48 [12] (0:14.07)	1:09.41 [10] (0:11.35)	0:58.06 [9] (0:11.37)	0:46.69 [8] (0:11.10)	0:35.59 [8] (0:11.44)	0:24.15 [9] (0:11.82)	0:12.33 [12] (0:12.33)						
Average Speed [km/h]	51.3	63.4	63.5	64.9	63.3	61.0	58.5						
Top Speed [km/h]	63.0	64.8	65.2	65.9	64.7	62.0	61.1						
Avg. Dist. to Rail [m]	7.6	1.3	0.6	0.4	0.9	1.6	4.5						
Avg. Stride Freq. [Hz]	2.2	2.3	2.3	2.3	2.3	2.3	2.2						
Avg. Stride Length [m]	6.6	7.6	7.7	7.8	7.6	7.4	7.1						



[] Ranking at each section and finish
-.-.- No data available at this section
NA No data available



TownsvilleProfessional

Race 7: LIAM O'BRIEN MEMORIAL OPEN Handicap - 1200m

12 June 2025 - 16:37



Track Rating: Good 4, Weather: Fine, Rail Position: True Entire Course.

Section						Overall	1000m	800m	600m	400m	200m	Last 600m			
Field Times						1:09.64 (0:13.83)	0:55.81 (0:11.02)	0:44.79 (0:10.92)	0:33.87 (0:11.05)	0:22.82 (0:11.07)	0:11.75 (0:11.75)	0:33.87			
Rank	TAB	Horse/Jockey	Barrier	Top Speed [km/h]	Fastest Section								Margin	Distance Travelled [m]	
1	11	EARLY THOUGHTS	9	68.3	0:10.81	1:09.64 [1]	0:55.48 [5]	0:44.41 [5]	0:33.60 [3]	0:22.65 [3]	0:11.60 [3]	1:09.64	0:33.60		
		Jason Taylor		1000m	800m	(0:14.16)	(0:11.07)	(0:10.81)	(0:10.95)	(0:11.05)	(0:11.60)				
2	3	MASTER MONTARO	6	67.0	0:10.91	1:09.69 [2]	0:55.78 [2]	0:44.79 [2]	0:33.88 [2]	0:22.84 [2]	0:11.80 [1]	0.31L	0:33.88	-4	
		Ashley Butler		400m	800m	(0:13.91)	(0:10.99)	(0:10.91)	(0:11.04)	(0:11.04)	(0:11.80)				
3	2	PRIME RULER	3	66.7	0:10.98	1:09.79 [3]	0:55.78 [3]	0:44.68 [3]	0:33.70 [5]	0:22.64 [5]	0:11.54 [7]	0.91L	0:33.70	-1	
		Chris Meehan		800m	800m	(0:14.01)	(0:11.10)	(0:10.98)	(0:11.06)	(0:11.10)	(0:11.54)				
4	1	MISSILE THUNDER	5	68.6	0:10.86	1:09.83 [4]	0:55.61 [6]	0:44.43 [6]	0:33.53 [6]	0:22.67 [6]	0:11.69 [5]	1.15L	0:33.53	-1	
		Sean Cormack		400m	600m	(0:14.22)	(0:11.18)	(0:10.90)	(0:10.86)	(0:10.98)	(0:11.69)				
5	7	LIDDER VALLEY	10	67.7	0:10.87	1:09.84 [5]	0:55.36 [8]	0:44.18 [8]	0:33.31 [8]	0:22.39 [9]	0:11.50 [9]	1.16L	0:33.31	-2	
		Ryan Wiggins		400m	800m	(0:14.48)	(0:11.18)	(0:10.87)	(0:10.92)	(0:10.89)	(0:11.50)				
6	8	VALENKI	4	68.0	0:10.81	1:09.84 [6]	0:55.46 [7]	0:44.33 [7]	0:33.52 [7]	0:22.57 [7]	0:11.64 [6]	1.21L	0:33.52	+0	
		Jackson Murphy		600m	800m	(0:14.38)	(0:11.13)	(0:10.81)	(0:10.95)	(0:10.93)	(0:11.64)				
7	9	BRINGYATICKET	7	67.5	0:10.76	1:09.89 [7]	0:55.16 [9]	0:44.10 [9]	0:33.24 [9]	0:22.48 [8]	0:11.57 [8]	1.44L	0:33.24	-3	
		Olivia Kendal		600m	600m	(0:14.73)	(0:11.06)	(0:10.86)	(0:10.76)	(0:10.91)	(0:11.57)				
8	10	CHICKERARTIE	1	66.7	0:10.92	1:10.02 [8]	0:56.19 [1]	0:45.17 [1]	0:34.25 [1]	0:23.20 [1]	0:12.08 [2]	2.25L	0:34.25	-4	
		Leah Martyn		600m	800m	(0:13.83)	(0:11.02)	(0:10.92)	(0:11.05)	(0:11.12)	(0:12.08)				
9	5	FAMILY STAR	2	67.1	0:10.89	1:10.06 [9]	0:55.96 [4]	0:44.87 [4]	0:33.98 [4]	0:22.98 [4]	0:11.96 [4]	2.46L	0:33.98	-3	
		Justin Stanley		800m	800m	(0:14.10)	(0:11.09)	(0:10.89)	(0:11.00)	(0:11.02)	(0:11.96)				
10	4	OUTBACK ACTION	8	69.0	0:10.65	1:10.33 [10]	0:55.52 [10]	0:44.39 [10]	0:33.50 [10]	0:22.85 [10]	0:11.90 [10]	4.04L	0:33.50	+2	
		Gabrielle Semmens		400m	600m	(0:14.81)	(0:11.13)	(0:10.89)	(0:10.65)	(0:10.95)	(0:11.90)				

Scratched: Rubunkar (#6)



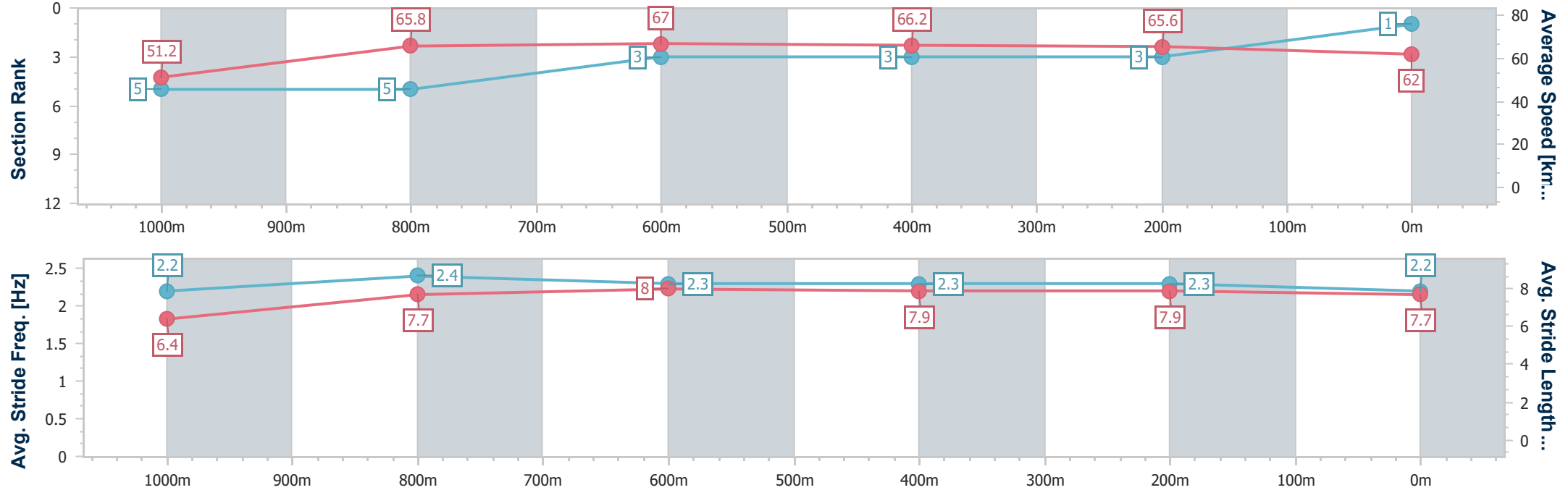
Horse/Jockey Name	Early Thoughts
Final Rank	1
Fastest Section Time (Section)	0:10.81 (800m)
Top Speed [km/h] (Section)	68.3 (1000m)
Race State	Finished



Townsville Professional
Race 7: LIAM O'BRIEN MEMORIAL OPEN Handicap - 1200m
12 June 2025 - 16:37
Track Rating: Good 4, Weather: Fine, Rail Position: True Entire Course.



Section	Overall	1000m	800m	600m	400m	200m							
Section Times	1:09.64 [1] (0:14.16)	0:55.48 [5] (0:11.07)	0:44.41 [5] (0:10.81)	0:33.60 [3] (0:10.95)	0:22.65 [3] (0:11.05)	0:11.60 [3] (0:11.60)							
Average Speed [km/h]	51.2	65.8	67.0	66.2	65.6	62.0							
Top Speed [km/h]	65.1	68.3	67.8	67.2	66.4	64.8							
Avg. Dist. to Rail [m]	8.4	2.5	1.3	1.4	3.2	6.2							
Avg. Stride Freq. [Hz]	2.2	2.4	2.3	2.3	2.3	2.2							
Avg. Stride Length [m]	6.4	7.7	8.0	7.9	7.9	7.7							





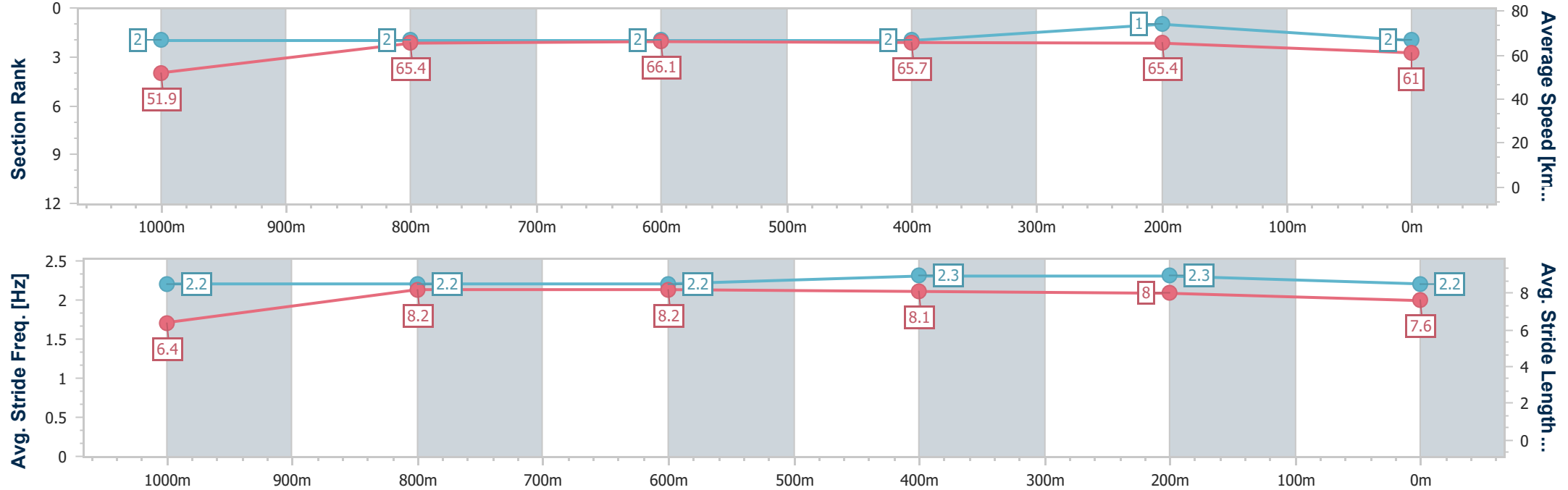
Horse/Jockey Name	Master Montaro
Final Rank	2
Fastest Section Time (Section)	0:10.91 (800m)
Top Speed [km/h] (Section)	67.0 (400m)
Race State	Finished



TownsvilleProfessional
Race 7: LIAM O'BRIEN MEMORIAL OPEN Handicap - 1200m
12 June 2025 - 16:37
Track Rating: Good 4, Weather: Fine, Rail Position: True Entire Course.



Section	Overall	1000m	800m	600m	400m	200m							
Section Times	1:09.69 [2] (0:13.91)	0:55.78 [2] (0:10.99)	0:44.79 [2] (0:10.91)	0:33.88 [2] (0:11.04)	0:22.84 [2] (0:11.04)	0:11.80 [1] (0:11.80)							
Average Speed [km/h]	51.9	65.4	66.1	65.7	65.4	61.0							
Top Speed [km/h]	65.8	66.3	66.7	66.5	67.0	63.7							
Avg. Dist. to Rail [m]	5.9	0.4	0.4	1.6	2.9	5.3							
Avg. Stride Freq. [Hz]	2.2	2.2	2.2	2.3	2.3	2.2							
Avg. Stride Length [m]	6.4	8.2	8.2	8.1	8.0	7.6							





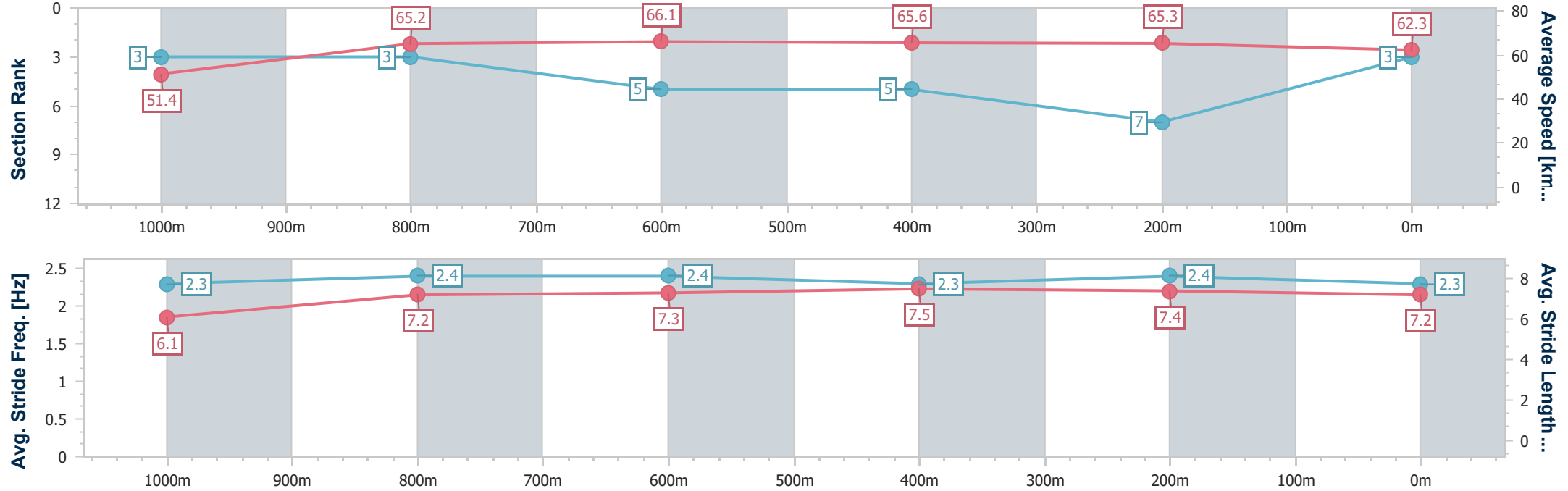
Horse/Jockey Name	Prime Ruler
Final Rank	3
Fastest Section Time (Section)	0:10.98 (800m)
Top Speed [km/h] (Section)	66.7 (800m)
Race State	Finished



TownsvilleProfessional
Race 7: LIAM O'BRIEN MEMORIAL OPEN Handicap - 1200m
12 June 2025 - 16:37
Track Rating: Good 4, Weather: Fine, Rail Position: True Entire Course.



Section	Overall	1000m	800m	600m	400m	200m							
Section Times	1:09.79 [3] (0:14.01)	0:55.78 [3] (0:11.10)	0:44.68 [3] (0:10.98)	0:33.70 [5] (0:11.06)	0:22.64 [5] (0:11.10)	0:11.54 [7] (0:11.54)							
Average Speed [km/h]	51.4	65.2	66.1	65.6	65.3	62.3							
Top Speed [km/h]	64.4	66.6	66.7	66.7	66.0	64.7							
Avg. Dist. to Rail [m]	3.6	1.5	1.5	1.6	4.5	6.6							
Avg. Stride Freq. [Hz]	2.3	2.4	2.4	2.3	2.4	2.3							
Avg. Stride Length [m]	6.1	7.2	7.3	7.5	7.4	7.2							





Horse/Jockey Name	Missile Thunder
Final Rank	4
Fastest Section Time (Section)	0:10.86 (600m)
Top Speed [km/h] (Section)	68.6 (400m)
Race State	Finished



TownsvilleProfessional

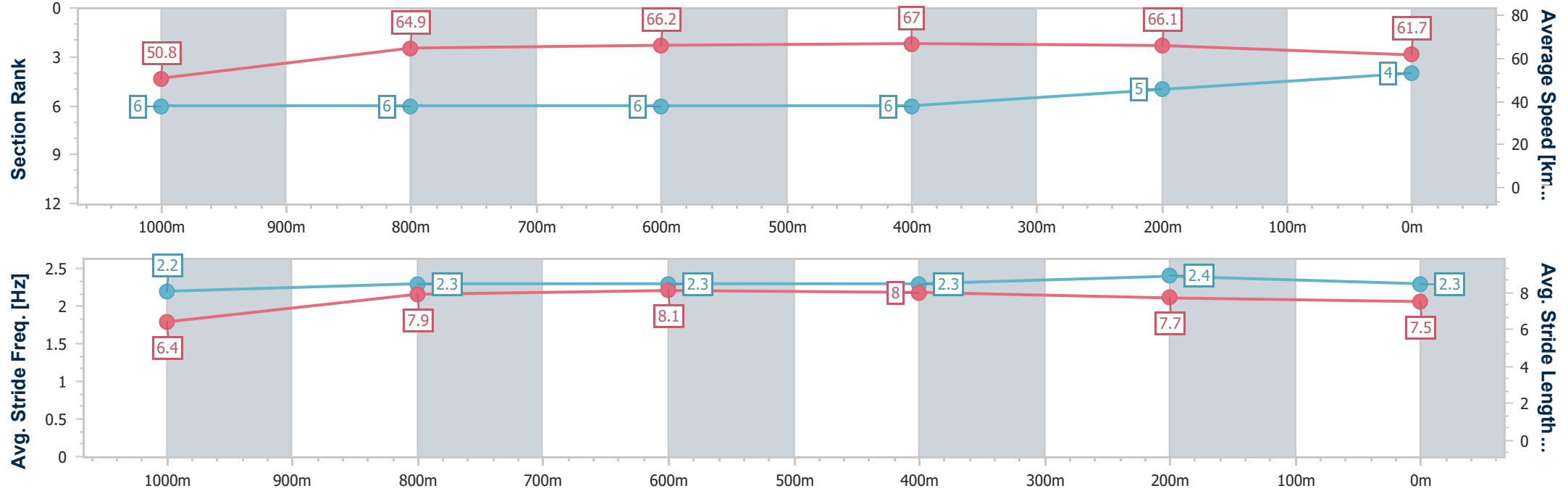
Race 7: LIAM O'BRIEN MEMORIAL OPEN Handicap - 1200m

12 June 2025 - 16:37

Track Rating: Good 4, Weather: Fine, Rail Position: True Entire Course.



Section	Overall	1000m	800m	600m	400m	200m							
Section Times	1:09.83 [4] (0:14.22)	0:55.61 [6] (0:11.18)	0:44.43 [6] (0:10.90)	0:33.53 [6] (0:10.86)	0:22.67 [6] (0:10.98)	0:11.69 [5] (0:11.69)							
Average Speed [km/h]	50.8	64.9	66.2	67.0	66.1	61.7							
Top Speed [km/h]	65.3	66.2	67.2	68.5	68.6	64.5							
Avg. Dist. to Rail [m]	4.8	1.7	0.6	2.1	5.1	7.4							
Avg. Stride Freq. [Hz]	2.2	2.3	2.3	2.3	2.4	2.3							
Avg. Stride Length [m]	6.4	7.9	8.1	8.0	7.7	7.5							





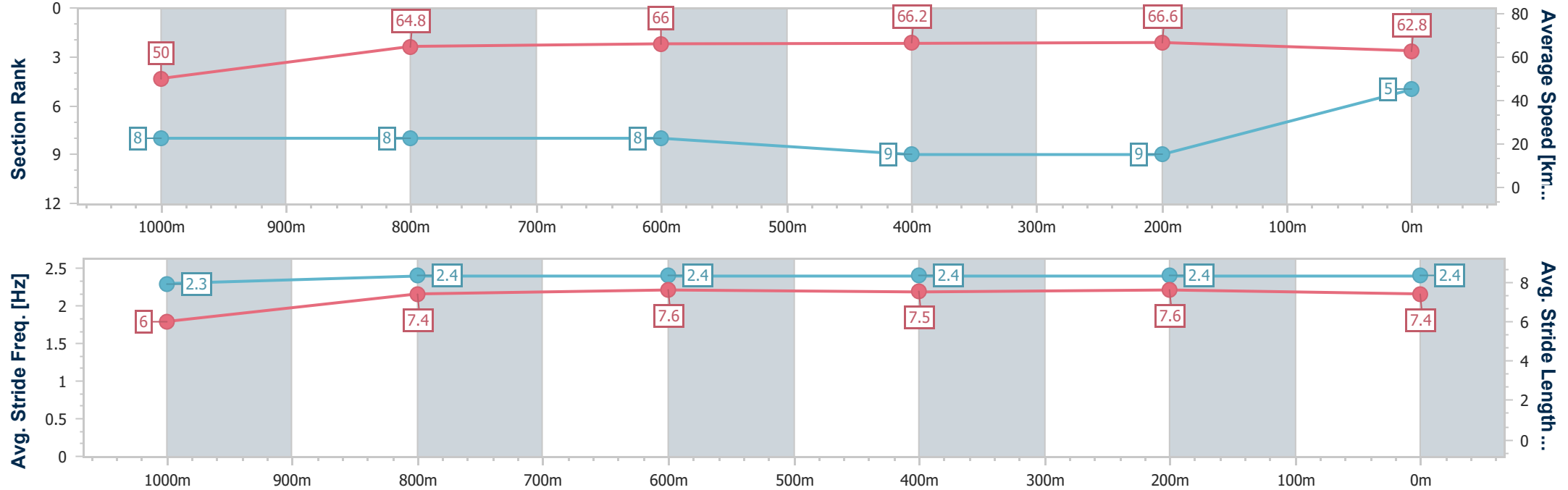
Horse/Jockey Name	Lidder Valley
Final Rank	5
Fastest Section Time (Section)	0:10.87 (800m)
Top Speed [km/h] (Section)	67.7 (400m)
Race State	Finished



TownsvilleProfessional
Race 7: LIAM O'BRIEN MEMORIAL OPEN Handicap - 1200m
12 June 2025 - 16:37
Track Rating: Good 4, Weather: Fine, Rail Position: True Entire Course.



Section	Overall	1000m	800m	600m	400m	200m							
Section Times	1:09.84 [5] (0:14.48)	0:55.36 [8] (0:11.18)	0:44.18 [8] (0:10.87)	0:33.31 [8] (0:10.92)	0:22.39 [9] (0:10.89)	0:11.50 [9] (0:11.50)							
Average Speed [km/h]	50.0	64.8	66.0	66.2	66.6	62.8							
Top Speed [km/h]	63.9	65.9	66.6	67.5	67.7	66.5							
Avg. Dist. to Rail [m]	8.8	1.3	0.5	1.1	5.1	8.6							
Avg. Stride Freq. [Hz]	2.3	2.4	2.4	2.4	2.4	2.4							
Avg. Stride Length [m]	6.0	7.4	7.6	7.5	7.6	7.4							





Horse/Jockey Name	Valenki
Final Rank	6
Fastest Section Time (Section)	0:10.81 (800m)
Top Speed [km/h] (Section)	68.0 (600m)
Race State	Finished



TownsvilleProfessional

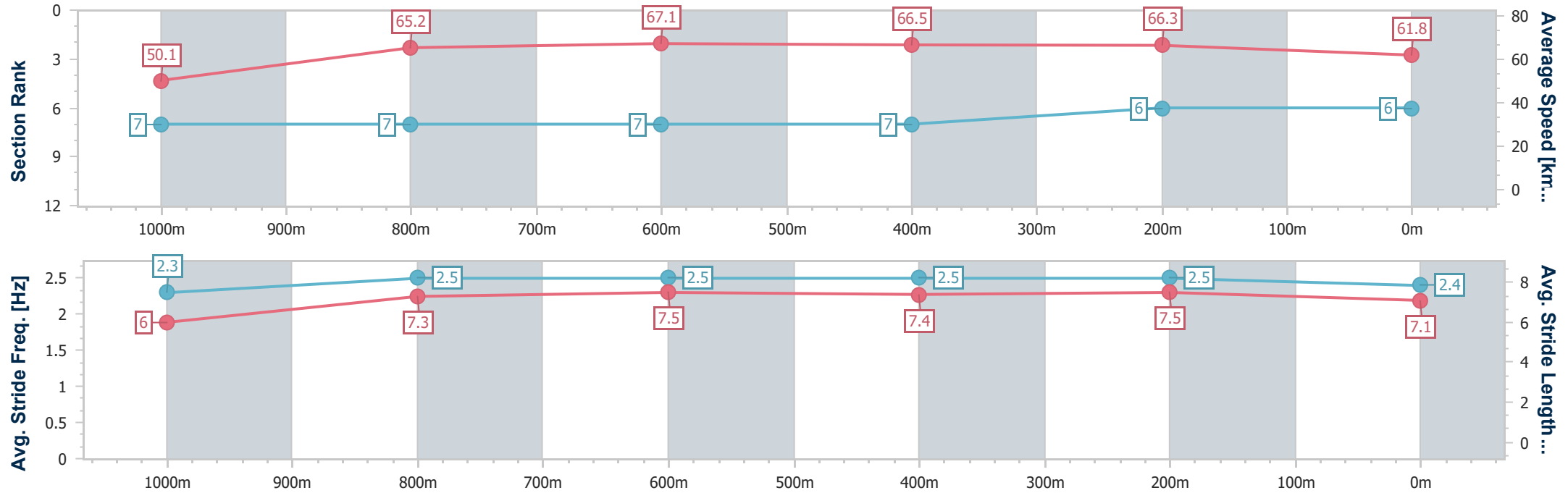
Race 7: LIAM O'BRIEN MEMORIAL OPEN Handicap - 1200m

12 June 2025 - 16:37

Track Rating: Good 4, Weather: Fine, Rail Position: True Entire Course.



Section	Overall	1000m	800m	600m	400m	200m								
Section Times	1:09.84 [6] (0:14.38)	0:55.46 [7] (0:11.13)	0:44.33 [7] (0:10.81)	0:33.52 [7] (0:10.95)	0:22.57 [7] (0:10.93)	0:11.64 [6] (0:11.64)								
Average Speed [km/h]	50.1	65.2	67.1	66.5	66.3	61.8								
Top Speed [km/h]	64.6	67.4	67.6	68.0	67.5	66.1								
Avg. Dist. to Rail [m]	4.3	1.6	1.4	2.7	3.4	4.2								
Avg. Stride Freq. [Hz]	2.3	2.5	2.5	2.5	2.5	2.4								
Avg. Stride Length [m]	6.0	7.3	7.5	7.4	7.5	7.1								





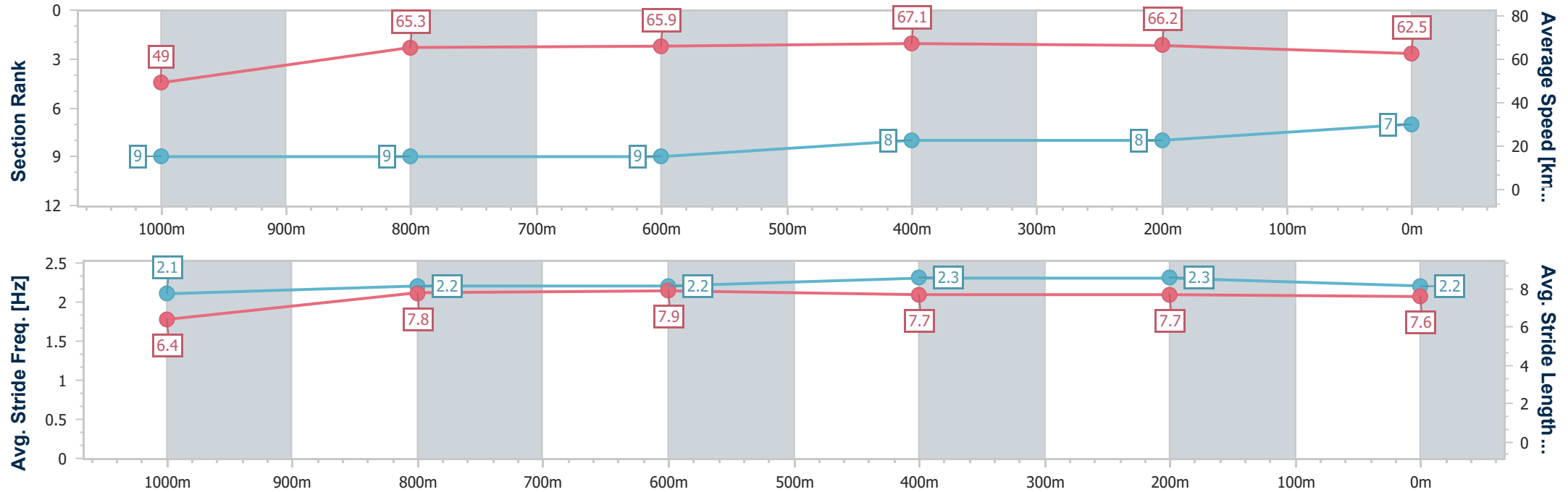
Horse/Jockey Name	Bringyaticket
Final Rank	7
Fastest Section Time (Section)	0:10.76 (600m)
Top Speed [km/h] (Section)	67.5 (600m)
Race State	Finished



TownsvilleProfessional
Race 7: LIAM O'BRIEN MEMORIAL OPEN Handicap - 1200m
12 June 2025 - 16:37
Track Rating: Good 4, Weather: Fine, Rail Position: True Entire Course.



Section	Overall	1000m	800m	600m	400m	200m								
Section Times	1:09.89 [7] (0:14.73)	0:55.16 [9] (0:11.06)	0:44.10 [9] (0:10.86)	0:33.24 [9] (0:10.76)	0:22.48 [8] (0:10.91)	0:11.57 [8] (0:11.57)								
Average Speed [km/h]	49.0	65.3	65.9	67.1	66.2	62.5								
Top Speed [km/h]	65.2	65.7	67.0	67.5	67.2	65.1								
Avg. Dist. to Rail [m]	5.4	0.5	0.6	0.8	3.5	3.5								
Avg. Stride Freq. [Hz]	2.1	2.2	2.2	2.3	2.3	2.2								
Avg. Stride Length [m]	6.4	7.8	7.9	7.7	7.7	7.6								





Horse/Jockey Name	Chickerartie
Final Rank	8
Fastest Section Time (Section)	0:10.92 (800m)
Top Speed [km/h] (Section)	66.7 (600m)
Race State	Finished



TownsvilleProfessional

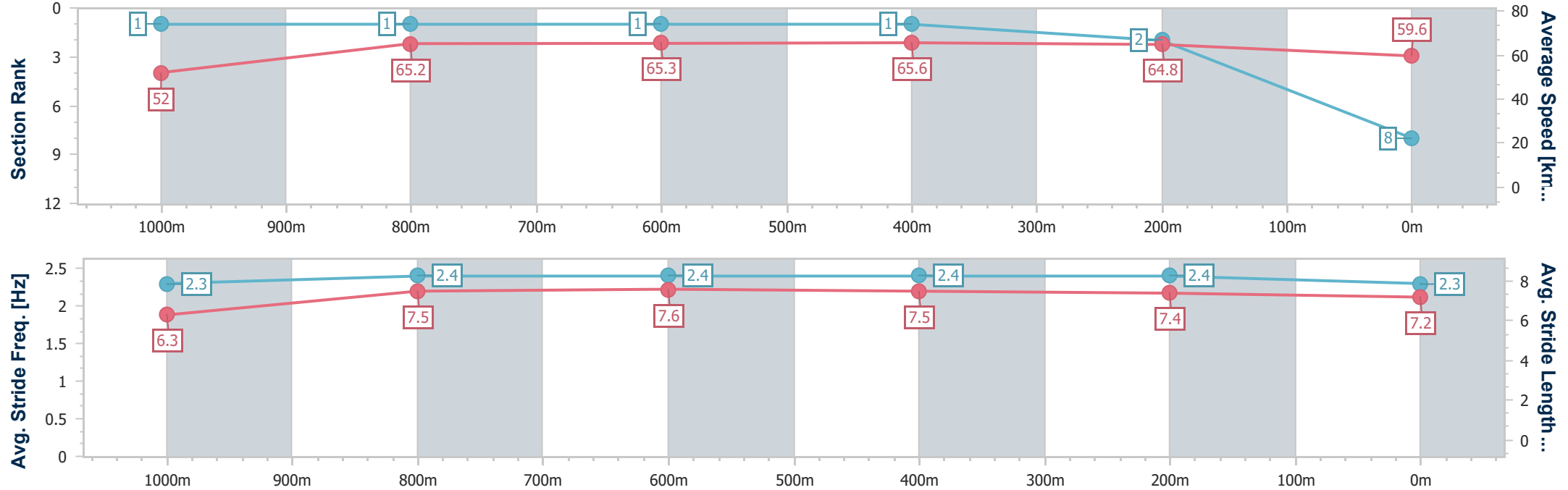
Race 7: LIAM O'BRIEN MEMORIAL OPEN Handicap - 1200m

12 June 2025 - 16:37

Track Rating: Good 4, Weather: Fine, Rail Position: True Entire Course.



Section	Overall	1000m	800m	600m	400m	200m								
Section Times	1:10.02 [8] (0:13.83)	0:56.19 [1] (0:11.02)	0:45.17 [1] (0:10.92)	0:34.25 [1] (0:11.05)	0:23.20 [1] (0:11.12)	0:12.08 [2] (0:12.08)								
Average Speed [km/h]	52.0	65.2	65.3	65.6	64.8	59.6								
Top Speed [km/h]	65.2	66.5	66.5	66.7	66.0	62.7								
Avg. Dist. to Rail [m]	2.3	0.8	1.6	0.9	1.6	2.2								
Avg. Stride Freq. [Hz]	2.3	2.4	2.4	2.4	2.4	2.3								
Avg. Stride Length [m]	6.3	7.5	7.6	7.5	7.4	7.2								





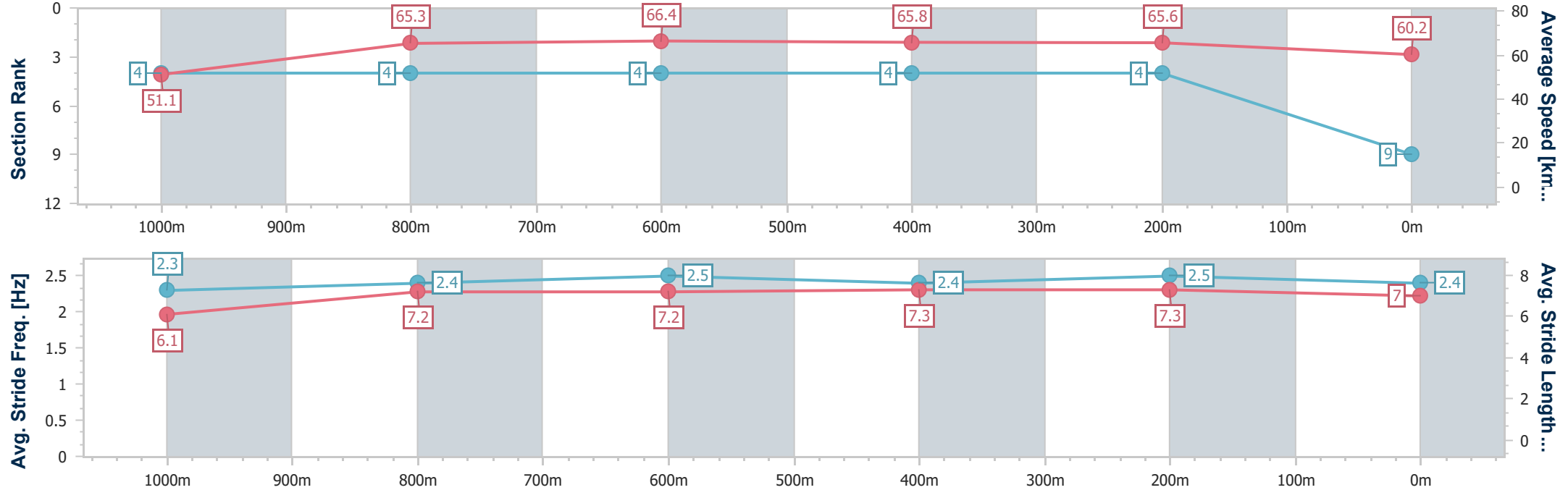
Horse/Jockey Name	Family Star
Final Rank	9
Fastest Section Time (Section)	0:10.89 (800m)
Top Speed [km/h] (Section)	67.1 (800m)
Race State	Finished



TownsvilleProfessional
Race 7: LIAM O'BRIEN MEMORIAL OPEN Handicap - 1200m
12 June 2025 - 16:37
Track Rating: Good 4, Weather: Fine, Rail Position: True Entire Course.



Section	Overall	1000m	800m	600m	400m	200m							
Section Times	1:10.06 [9] (0:14.10)	0:55.96 [4] (0:11.09)	0:44.87 [4] (0:10.89)	0:33.98 [4] (0:11.00)	0:22.98 [4] (0:11.02)	0:11.96 [4] (0:11.96)							
Average Speed [km/h]	51.1	65.3	66.4	65.8	65.6	60.2							
Top Speed [km/h]	65.3	66.0	67.1	66.7	66.5	63.7							
Avg. Dist. to Rail [m]	3.2	1.2	1.1	1.0	3.4	5.3							
Avg. Stride Freq. [Hz]	2.3	2.4	2.5	2.4	2.5	2.4							
Avg. Stride Length [m]	6.1	7.2	7.2	7.3	7.3	7.0							





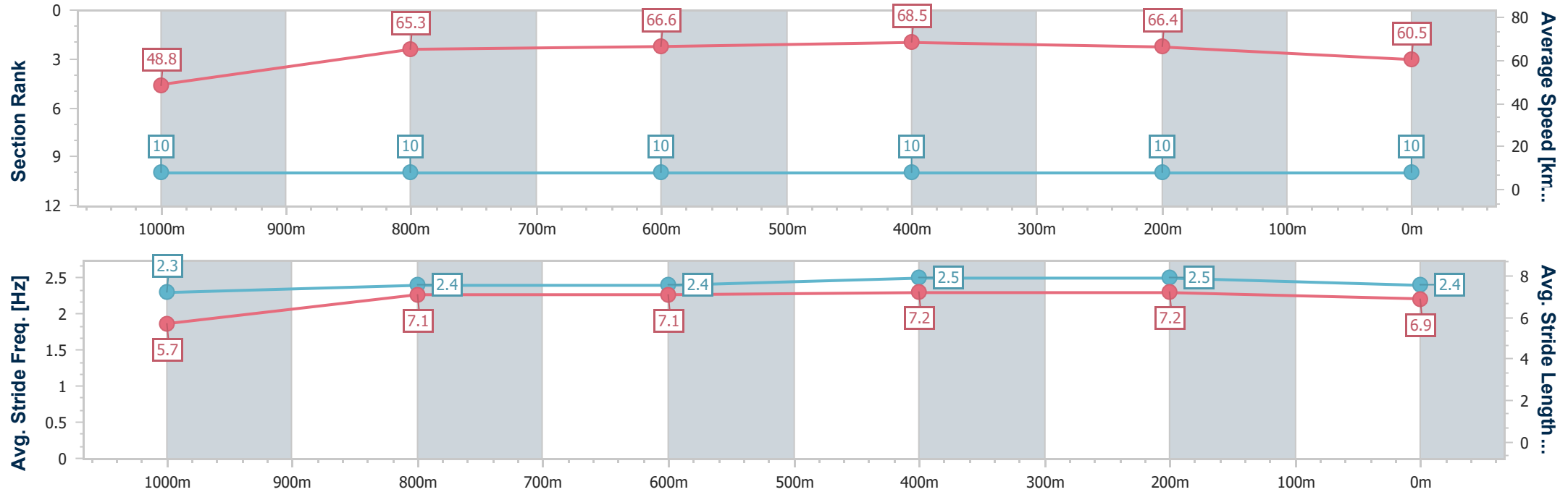
Horse/Jockey Name	Outback Action
Final Rank	10
Fastest Section Time (Section)	0:10.65 (600m)
Top Speed [km/h] (Section)	69.0 (400m)
Race State	Finished



Townsville Professional
Race 7: LIAM O'BRIEN MEMORIAL OPEN Handicap - 1200m
12 June 2025 - 16:37
Track Rating: Good 4, Weather: Fine, Rail Position: True Entire Course.



Section	Overall	1000m	800m	600m	400m	200m							
Section Times	1:10.33 [10] (0:14.81)	0:55.52 [10] (0:11.13)	0:44.39 [10] (0:10.89)	0:33.50 [10] (0:10.65)	0:22.85 [10] (0:10.95)	0:11.90 [10] (0:11.90)							
Average Speed [km/h]	48.8	65.3	66.6	68.5	66.4	60.5							
Top Speed [km/h]	64.5	66.1	68.4	69.0	69.0	64.4							
Avg. Dist. to Rail [m]	6.9	2.1	1.2	3.0	7.1	11.9							
Avg. Stride Freq. [Hz]	2.3	2.4	2.4	2.5	2.5	2.4							
Avg. Stride Length [m]	5.7	7.1	7.1	7.2	7.2	6.9							





Townsville Professional
Race 8: RHINestone NORTH COWBOYS QTIS Class 3 Handicap (QTIS
bonuses For 3,4&5YO's) - 1200m
12 June 2025 - 17:13



Track Rating: Good 4, Weather: Overcast, Rail Position: True Entire Course.

Section		Overall				1000m	800m	600m	400m	200m	Last 600m		
Field Times		1:09.69				0:56.01	0:45.07	0:34.15	0:22.75	0:11.56	0:34.15		
		(0:13.68)				(0:10.94)	(0:10.92)	(0:11.40)	(0:11.19)	(0:11.56)			
Rank	TAB	Horse/Jockey	Barrier	Top Speed [km/h]	Fastest Section						Margin	Distance Travelled [m]	
1	7	SUPER FREEZE	10	69.7	0:10.92	1:09.69 [1]	0:56.01 [1]	0:45.07 [1]	0:34.15 [1]	0:22.75 [1]	0:11.56 [1]	1:09.69	0:34.15
		Justin Stanley		Overall	800m	(0:13.68)	(0:10.94)	(0:10.92)	(0:11.40)	(0:11.19)	(0:11.56)		
2	6	LEAN EAGLE	13	69.3	0:10.64	1:09.95 [2]	0:55.30 [12]	0:44.05 [13]	0:33.01 [12]	0:21.98 [11]	0:11.34 [3]	1.51L	0:33.01 +7
		Ryan Wiggins		400m	400m	(0:14.65)	(0:11.25)	(0:11.04)	(0:11.03)	(0:10.64)	(0:11.34)		
3	3	GOING NUCLEAR	6	68.5	0:10.86	1:10.15 [3]	0:55.72 [11]	0:44.86 [6]	0:33.88 [5]	0:22.77 [3]	0:11.67 [2]	2.7L	0:33.88 +0
		Olivia Kendal		1000m	1000m	(0:14.43)	(0:10.86)	(0:10.98)	(0:11.11)	(0:11.10)	(0:11.67)		
4	10	THAT'S IT	4	67.6	0:10.98	1:10.50 [4]	0:56.36 [3]	0:45.38 [3]	0:34.28 [4]	0:23.04 [5]	0:11.73 [5]	4.77L	0:34.28 +3
		Jackson Murphy		1000m	1000m	(0:14.14)	(0:10.98)	(0:11.10)	(0:11.24)	(0:11.31)	(0:11.73)		
5	1	BOLD FEELING	2	70.7	0:10.91	1:10.54 [5]	0:56.28 [4]	0:45.25 [4]	0:34.34 [3]	0:23.10 [4]	0:11.58 [7]	4.98L	0:34.34 -2
		Aidan Holt		200m	800m	(0:14.26)	(0:11.03)	(0:10.91)	(0:11.24)	(0:11.52)	(0:11.58)		
6	16	TEQUILA DANCER	8	68.5	0:11.06	1:10.55 [6]	0:56.22 [5]	0:45.16 [7]	0:34.08 [8]	0:22.95 [8]	0:11.87 [4]	5.04L	0:34.08 +12
		Tyler Leslight		1000m	1000m	(0:14.33)	(0:11.06)	(0:11.08)	(0:11.13)	(0:11.08)	(0:11.87)		
7	12	NEGATION	1	67.0	0:10.93	1:10.84 [7]	0:56.48 [8]	0:45.55 [5]	0:34.47 [6]	0:23.32 [6]	0:11.79 [9]	6.79L	0:34.47 +1
		Graham Kliese		1000m	1000m	(0:14.36)	(0:10.93)	(0:11.08)	(0:11.15)	(0:11.53)	(0:11.79)		
8	2	DEALING'S DONE	3	67.2	0:10.98	1:10.85 [8]	0:56.46 [9]	0:45.44 [8]	0:34.46 [7]	0:23.29 [7]	0:11.96 [6]	6.81L	0:34.46 +0
		Sean Cormack		1000m	800m	(0:14.39)	(0:11.02)	(0:10.98)	(0:11.17)	(0:11.33)	(0:11.96)		
9	8	TOW THE LINE	12	67.5	0:10.90	1:10.88 [9]	0:56.10 [13]	0:45.20 [11]	0:34.07 [11]	0:22.80 [12]	0:11.75 [11]	6.98L	0:34.07 -2
		Leah Martyn		1000m	1000m	(0:14.78)	(0:10.90)	(0:11.13)	(0:11.27)	(0:11.05)	(0:11.75)		
10	9	RISKY INVESTMENT	5	67.6	0:11.06	1:10.92 [10]	0:56.50 [10]	0:45.44 [9]	0:34.37 [9]	0:23.21 [9]	0:11.85 [10]	7.22L	0:34.37 +1
		Wanderson D'Avila		1000m	1000m	(0:14.42)	(0:11.06)	(0:11.07)	(0:11.16)	(0:11.36)	(0:11.85)		

Scratched: Let's Ride (#15), Head Honcho (#4), Faith Over Fear (#14)

Report Created: Thu 12 June 2025 17:48 GMT+10 (Note: Timing is based on position data)

Page 1/15

[] Ranking at each section and finish
-:-:- No data available at this section
NA No data available
SCN Saddle cloth number
DNF Did not finish
DNT Did not track

data processed by  TRIPLESDATA



Townsville Professional
Race 8: RHINESTONE NORTH COWBOYS QTIS Class 3 Handicap (QTIS
bonuses For 3,4&5YO's) - 1200m
12 June 2025 - 17:13



Track Rating: Good 4, Weather: Overcast, Rail Position: True Entire Course.

Section					Overall	1000m	800m	600m	400m	200m	Last 600m			
Field Times					1:09.69 (0:13.68)	0:56.01 (0:10.94)	0:45.07 (0:10.92)	0:34.15 (0:11.40)	0:22.75 (0:11.19)	0:11.56 (0:11.56)	0:34.15			
Rank	TAB	Horse/Jockey	Barrier	Top Speed [km/h]	Fastest Section							Margin	Distance Travelled [m]	
11	11	LOST MY NIGHTIE	11	68.2	0:11.01	1:11.29 [11]	0:56.95 [7]	0:45.62 [10]	0:34.48 [10]	0:23.47 [10]	0:12.07 [12]	9.42L	0:34.48	+7
		Denicious Smith		800m	600m	(0:14.34)	(0:11.33)	(0:11.14)	(0:11.01)	(0:11.40)	(0:12.07)			
12	13	IMPERIAL BLOSSOM	9	66.1	0:11.20	1:11.47 [12]	0:57.14 [6]	0:45.73 [12]	0:34.53 [13]	0:23.28 [13]	0:12.00 [13]	10.47L	0:34.53	+7
		Raul Silvera Olivera		800m	800m	(0:14.33)	(0:11.41)	(0:11.20)	(0:11.25)	(0:11.28)	(0:12.00)			
13	5	ABSCONDED WITNESS	7	67.2	0:10.98	1:11.47 [13]	0:57.62 [2]	0:46.57 [2]	0:35.59 [2]	0:24.26 [2]	0:12.48 [8]	10.49L	0:35.59	-1
		Chris Meehan		Overall	800m	(0:13.85)	(0:11.05)	(0:10.98)	(0:11.33)	(0:11.78)	(0:12.48)			

Scratched: Let's Ride (#15), Head Honcho (#4), Faith Over Fear (#14)



Horse/Jockey Name	Super Freeze
Final Rank	1
Fastest Section Time (Section)	0:10.92 (800m)
Top Speed [km/h] (Section)	69.7 (Overall)
Race State	Finished



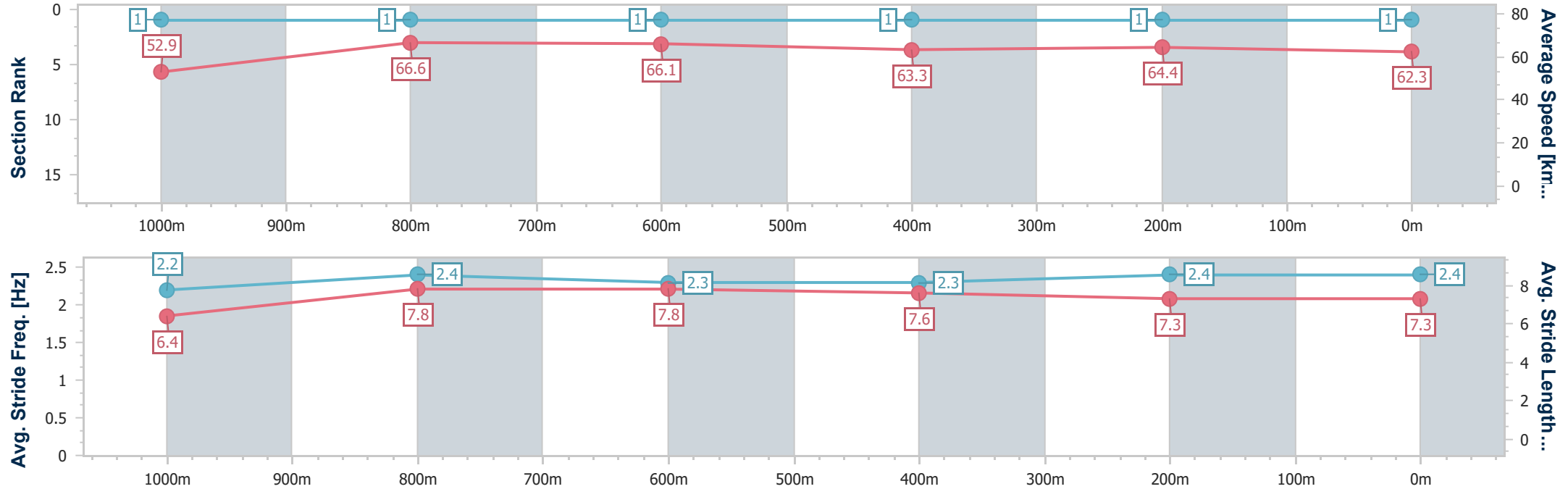
TownsvilleProfessional
Race 8: RHINESTONE NORTH COWBOYS QTIS Class 3
Handicap (QTIS bonuses For 3,4&5YO's) - 1200m

12 June 2025 - 17:13

Track Rating: Good 4, Weather: Overcast, Rail Position: True Entire Course.



Section	Overall	1000m	800m	600m	400m	200m								
Section Times	1:09.69 [1] (0:13.68)	0:56.01 [1] (0:10.94)	0:45.07 [1] (0:10.92)	0:34.15 [1] (0:11.40)	0:22.75 [1] (0:11.19)	0:11.56 [1] (0:11.56)								
Average Speed [km/h]	52.9	66.6	66.1	63.3	64.4	62.3								
Top Speed [km/h]	69.7	67.5	67.7	64.7	66.0	64.5								
Avg. Dist. to Rail [m]	9.8	2.5	1.0	0.4	1.9	2.7								
Avg. Stride Freq. [Hz]	2.2	2.4	2.3	2.3	2.4	2.4								
Avg. Stride Length [m]	6.4	7.8	7.8	7.6	7.3	7.3								



[] Ranking at each section and finish
- - - - No data available at this section
NA No data available



Horse/Jockey Name	Lean Eagle
Final Rank	2
Fastest Section Time (Section)	0:10.64 (400m)
Top Speed [km/h] (Section)	69.3 (400m)
Race State	Finished



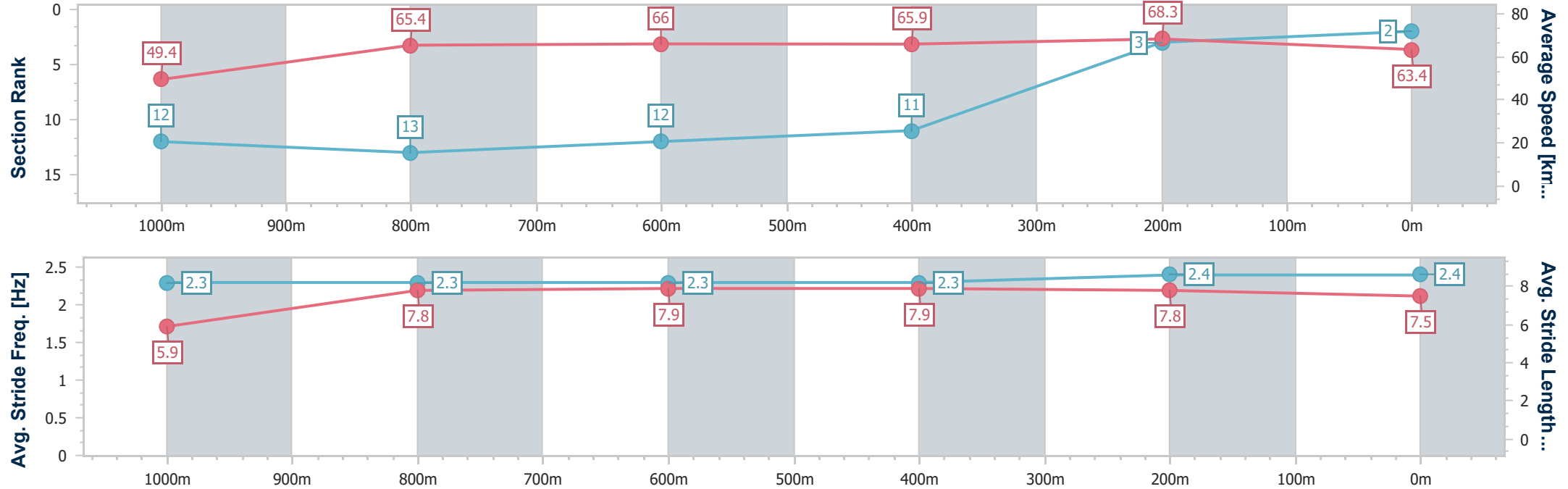
TownsvilleProfessional
Race 8: RHINESTONE NORTH COWBOYS QTIS Class 3
Handicap (QTIS bonuses For 3,4&5YO's) - 1200m

12 June 2025 - 17:13

Track Rating: Good 4, Weather: Overcast, Rail Position: True Entire Course.



Section	Overall	1000m	800m	600m	400m	200m								
Section Times	1:09.95 [2] (0:14.65)	0:55.30 [12] (0:11.25)	0:44.05 [13] (0:11.04)	0:33.01 [12] (0:11.03)	0:21.98 [11] (0:10.64)	0:11.34 [3] (0:11.34)								
Average Speed [km/h]	49.4	65.4	66.0	65.9	68.3	63.4								
Top Speed [km/h]	64.2	66.7	68.1	67.6	69.3	66.8								
Avg. Dist. to Rail [m]	13.4	4.3	2.7	1.9	5.7	5.5								
Avg. Stride Freq. [Hz]	2.3	2.3	2.3	2.3	2.4	2.4								
Avg. Stride Length [m]	5.9	7.8	7.9	7.9	7.8	7.5								



- [] Ranking at each section and finish
- .-.- No data available at this section
- NA No data available



Horse/Jockey Name	Going Nuclear
Final Rank	3
Fastest Section Time (Section)	0:10.86 (1000m)
Top Speed [km/h] (Section)	68.5 (1000m)
Race State	Finished



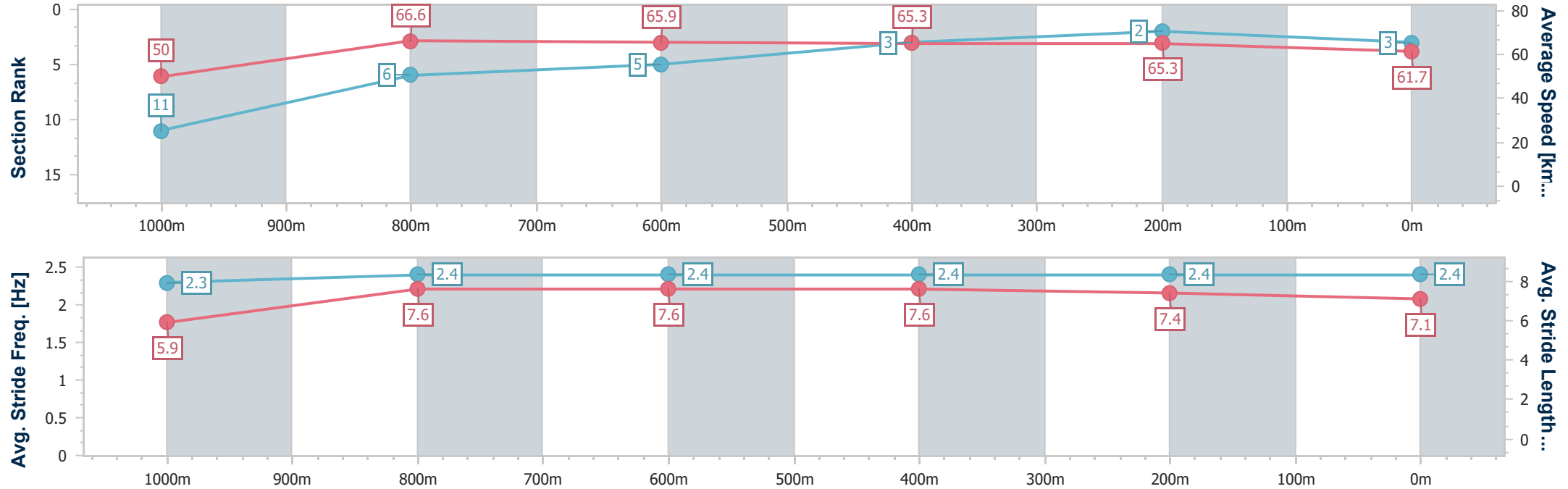
TownsvilleProfessional
Race 8: RHINESTONE NORTH COWBOYS QTIS Class 3
Handicap (QTIS bonuses For 3,4&5YO's) - 1200m

12 June 2025 - 17:13

Track Rating: Good 4, Weather: Overcast, Rail Position: True Entire Course.



Section	Overall	1000m	800m	600m	400m	200m							
Section Times	1:10.15 [3] (0:14.43)	0:55.72 [11] (0:10.86)	0:44.86 [6] (0:10.98)	0:33.88 [5] (0:11.11)	0:22.77 [3] (0:11.10)	0:11.67 [2] (0:11.67)							
Average Speed [km/h]	50.0	66.6	65.9	65.3	65.3	61.7							
Top Speed [km/h]	65.2	68.5	67.5	66.0	66.8	64.8							
Avg. Dist. to Rail [m]	6.5	1.2	0.5	1.6	4.0	3.8							
Avg. Stride Freq. [Hz]	2.3	2.4	2.4	2.4	2.4	2.4							
Avg. Stride Length [m]	5.9	7.6	7.6	7.6	7.4	7.1							





Horse/Jockey Name	That's It
Final Rank	4
Fastest Section Time (Section)	0:10.98 (1000m)
Top Speed [km/h] (Section)	67.6 (1000m)
Race State	Finished



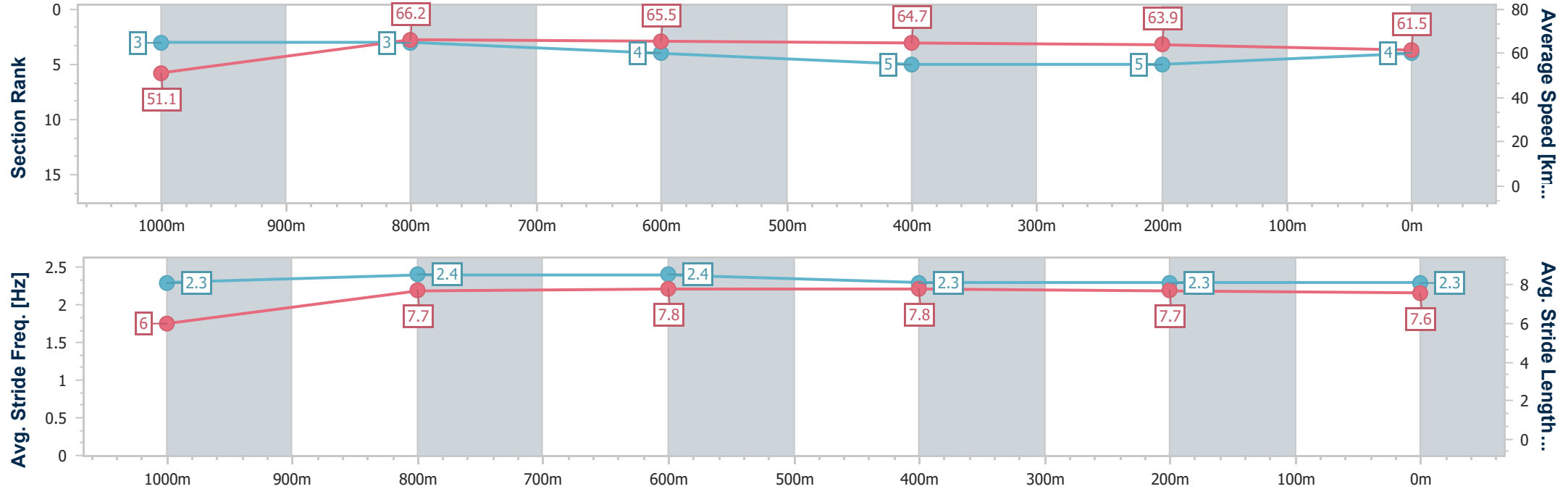
TownsvilleProfessional
Race 8: RHINESTONE NORTH COWBOYS QTIS Class 3
Handicap (QTIS bonuses For 3,4&5YO's) - 1200m

12 June 2025 - 17:13

Track Rating: Good 4, Weather: Overcast, Rail Position: True Entire Course.



Section	Overall	1000m	800m	600m	400m	200m							
Section Times	1:10.50 [4] (0:14.14)	0:56.36 [3] (0:10.98)	0:45.38 [3] (0:11.10)	0:34.28 [4] (0:11.24)	0:23.04 [5] (0:11.31)	0:11.73 [5] (0:11.73)							
Average Speed [km/h]	51.1	66.2	65.5	64.7	63.9	61.5							
Top Speed [km/h]	64.8	67.6	66.3	65.2	65.3	63.8							
Avg. Dist. to Rail [m]	4.4	1.9	2.2	2.2	3.7	3.8							
Avg. Stride Freq. [Hz]	2.3	2.4	2.4	2.3	2.3	2.3							
Avg. Stride Length [m]	6.0	7.7	7.8	7.8	7.7	7.6							



- [] Ranking at each section and finish
- .-.- No data available at this section
- NA No data available



Horse/Jockey Name	Bold Feeling
Final Rank	5
Fastest Section Time (Section)	0:10.91 (800m)
Top Speed [km/h] (Section)	70.7 (200m)
Race State	Finished



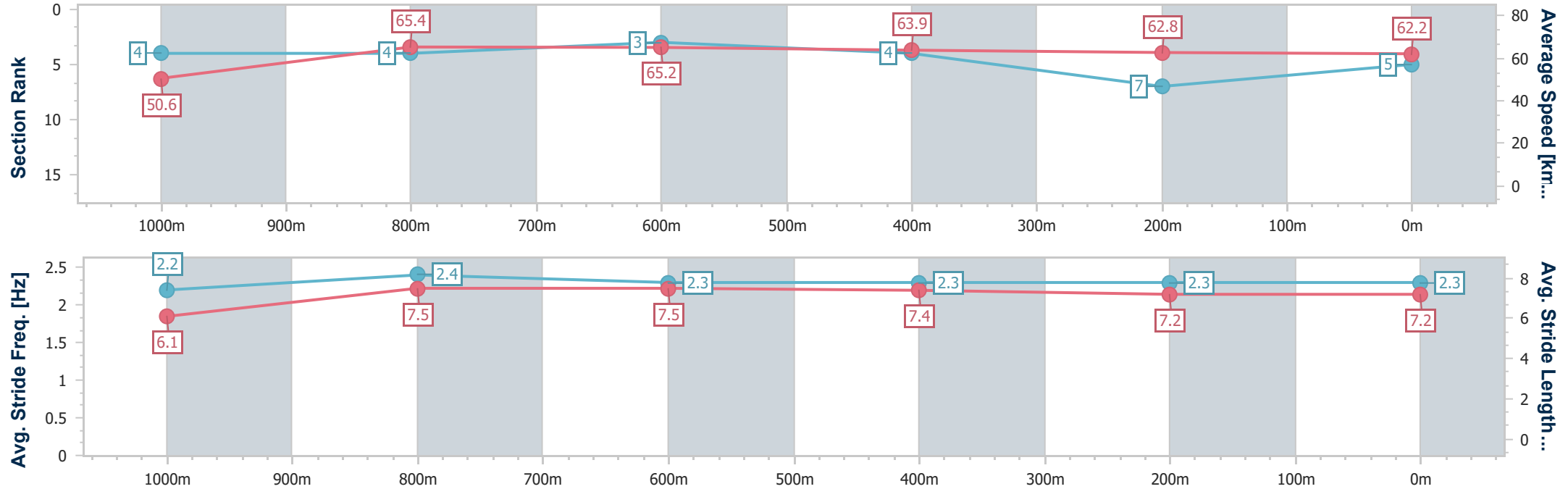
TownsvilleProfessional
Race 8: RHINESTONE NORTH COWBOYS QTIS Class 3
Handicap (QTIS bonuses For 3,4&5YO's) - 1200m

12 June 2025 - 17:13

Track Rating: Good 4, Weather: Overcast, Rail Position: True Entire Course.



Section	Overall	1000m	800m	600m	400m	200m							
Section Times	1:10.54 [5] (0:14.26)	0:56.28 [4] (0:11.03)	0:45.25 [4] (0:10.91)	0:34.34 [3] (0:11.24)	0:23.10 [4] (0:11.52)	0:11.58 [7] (0:11.58)							
Average Speed [km/h]	50.6	65.4	65.2	63.9	62.8	62.2							
Top Speed [km/h]	64.9	67.1	66.0	64.9	63.8	70.7							
Avg. Dist. to Rail [m]	3.0	0.9	2.3	1.0	2.2	0.9							
Avg. Stride Freq. [Hz]	2.2	2.4	2.3	2.3	2.3	2.3							
Avg. Stride Length [m]	6.1	7.5	7.5	7.4	7.2	7.2							



- [] Ranking at each section and finish
- .-.- No data available at this section
- NA No data available



Horse/Jockey Name	Tequila Dancer
Final Rank	6
Fastest Section Time (Section)	0:11.06 (1000m)
Top Speed [km/h] (Section)	68.5 (1000m)
Race State	Finished



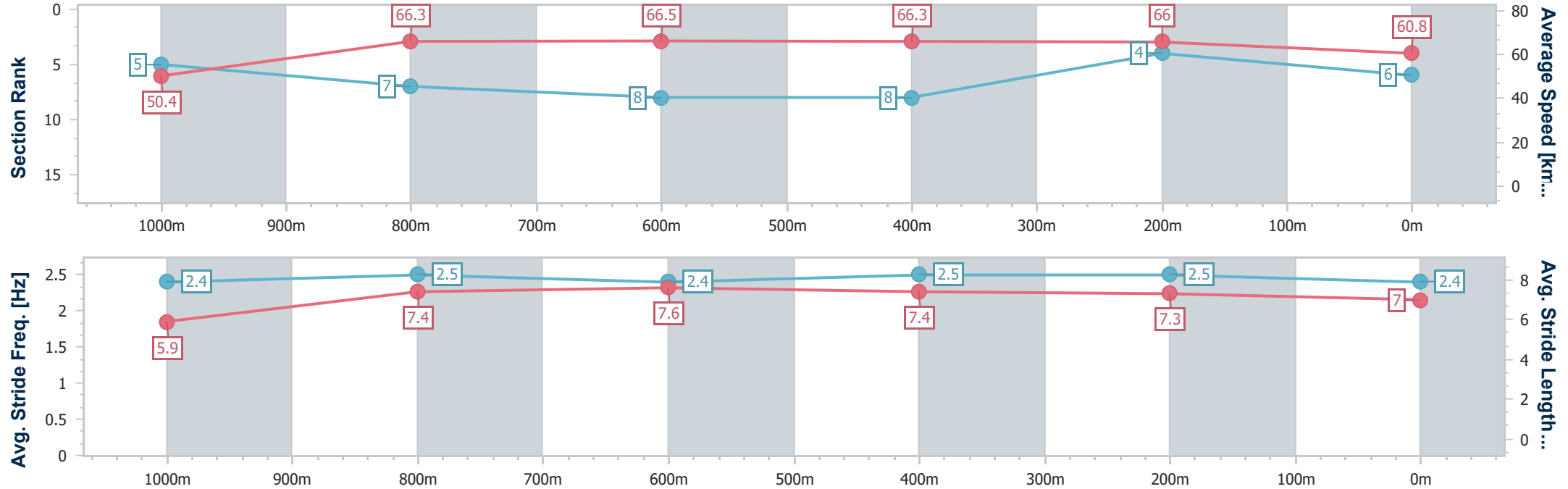
TownsvilleProfessional
Race 8: RHINESTONE NORTH COWBOYS QTIS Class 3
Handicap (QTIS bonuses For 3,4&5YO's) - 1200m

12 June 2025 - 17:13

Track Rating: Good 4, Weather: Overcast, Rail Position: True Entire Course.



Section	Overall	1000m	800m	600m	400m	200m							
Section Times	1:10.55 [6] (0:14.33)	0:56.22 [5] (0:11.06)	0:45.16 [7] (0:11.08)	0:34.08 [8] (0:11.13)	0:22.95 [8] (0:11.08)	0:11.87 [4] (0:11.87)							
Average Speed [km/h]	50.4	66.3	66.5	66.3	66.0	60.8							
Top Speed [km/h]	65.2	68.5	67.6	68.4	68.4	64.3							
Avg. Dist. to Rail [m]	7.2	3.6	4.4	5.4	7.8	6.3							
Avg. Stride Freq. [Hz]	2.4	2.5	2.4	2.5	2.5	2.4							
Avg. Stride Length [m]	5.9	7.4	7.6	7.4	7.3	7.0							



- [] Ranking at each section and finish
- .-.- No data available at this section
- NA No data available



Horse/Jockey Name	Negation
Final Rank	7
Fastest Section Time (Section)	0:10.93 (1000m)
Top Speed [km/h] (Section)	67.0 (1000m)
Race State	Finished



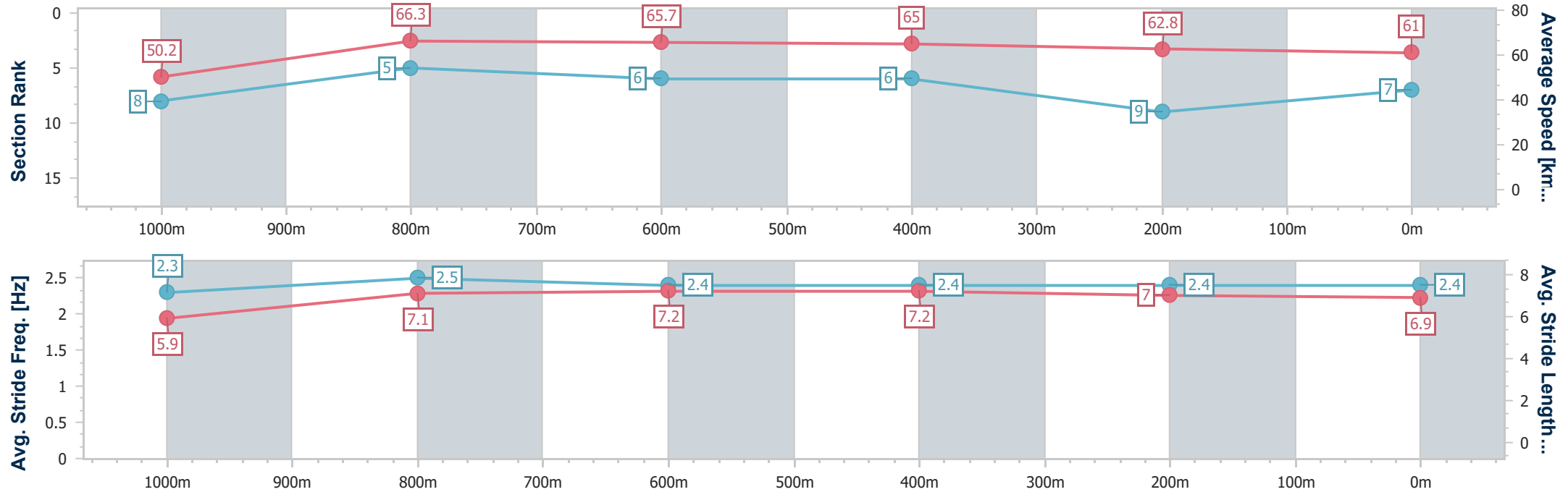
TownsvilleProfessional
Race 8: RHINESTONE NORTH COWBOYS QTIS Class 3
Handicap (QTIS bonuses For 3,4&5YO's) - 1200m

12 June 2025 - 17:13

Track Rating: Good 4, Weather: Overcast, Rail Position: True Entire Course.



Section	Overall	1000m	800m	600m	400m	200m							
Section Times	1:10.84 [7] (0:14.36)	0:56.48 [8] (0:10.93)	0:45.55 [5] (0:11.08)	0:34.47 [6] (0:11.15)	0:23.32 [6] (0:11.53)	0:11.79 [9] (0:11.79)							
Average Speed [km/h]	50.2	66.3	65.7	65.0	62.8	61.0							
Top Speed [km/h]	65.0	67.0	66.6	65.8	64.1	62.5							
Avg. Dist. to Rail [m]	2.5	1.7	1.9	1.7	2.8	3.5							
Avg. Stride Freq. [Hz]	2.3	2.5	2.4	2.4	2.4	2.4							
Avg. Stride Length [m]	5.9	7.1	7.2	7.2	7.0	6.9							



- [] Ranking at each section and finish
- .-.- No data available at this section
- NA No data available



Horse/Jockey Name	Dealing's Done
Final Rank	8
Fastest Section Time (Section)	0:10.98 (800m)
Top Speed [km/h] (Section)	67.2 (1000m)
Race State	Finished



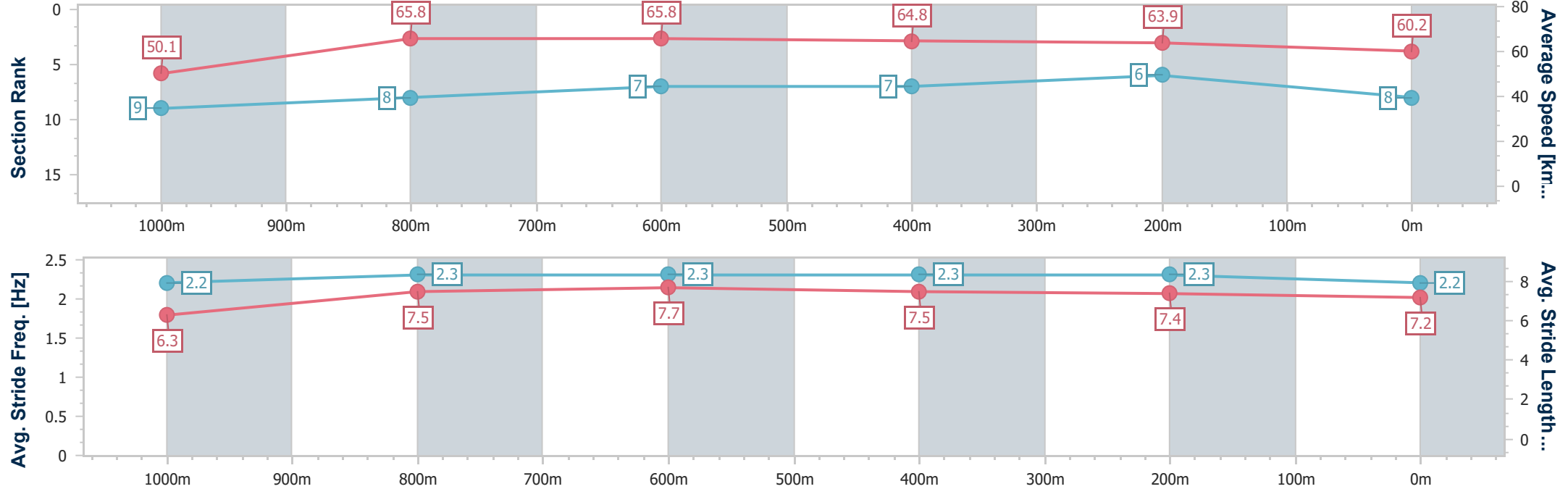
TownsvilleProfessional
Race 8: RHINESTONE NORTH COWBOYS QTIS Class 3
Handicap (QTIS bonuses For 3,4&5YO's) - 1200m

12 June 2025 - 17:13

Track Rating: Good 4, Weather: Overcast, Rail Position: True Entire Course.



Section	Overall	1000m	800m	600m	400m	200m							
Section Times	1:10.85 [8] (0:14.39)	0:56.46 [9] (0:11.02)	0:45.44 [8] (0:10.98)	0:34.46 [7] (0:11.17)	0:23.29 [7] (0:11.33)	0:11.96 [6] (0:11.96)							
Average Speed [km/h]	50.1	65.8	65.8	64.8	63.9	60.2							
Top Speed [km/h]	64.5	67.2	66.4	65.5	64.8	62.8							
Avg. Dist. to Rail [m]	3.9	1.7	0.5	1.2	4.1	4.7							
Avg. Stride Freq. [Hz]	2.2	2.3	2.3	2.3	2.3	2.2							
Avg. Stride Length [m]	6.3	7.5	7.7	7.5	7.4	7.2							





Horse/Jockey Name	Tow The Line
Final Rank	9
Fastest Section Time (Section)	0:10.90 (1000m)
Top Speed [km/h] (Section)	67.5 (1000m)
Race State	Finished



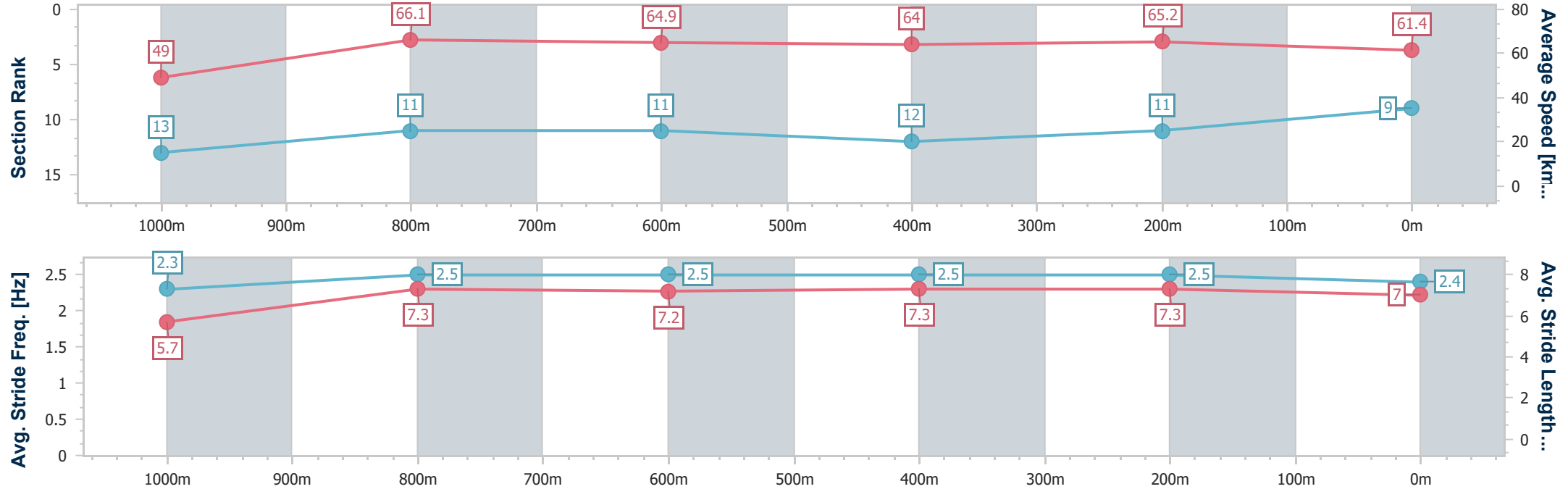
TownsvilleProfessional
Race 8: RHINESTONE NORTH COWBOYS QTIS Class 3
Handicap (QTIS bonuses For 3,4&5YO's) - 1200m

12 June 2025 - 17:13

Track Rating: Good 4, Weather: Overcast, Rail Position: True Entire Course.



Section	Overall	1000m	800m	600m	400m	200m							
Section Times	1:10.88 [9] (0:14.78)	0:56.10 [13] (0:10.90)	0:45.20 [11] (0:11.13)	0:34.07 [11] (0:11.27)	0:22.80 [12] (0:11.05)	0:11.75 [11] (0:11.75)							
Average Speed [km/h]	49.0	66.1	64.9	64.0	65.2	61.4							
Top Speed [km/h]	64.8	67.5	66.0	66.0	66.1	64.6							
Avg. Dist. to Rail [m]	9.3	0.4	0.6	0.6	2.1	6.1							
Avg. Stride Freq. [Hz]	2.3	2.5	2.5	2.5	2.5	2.4							
Avg. Stride Length [m]	5.7	7.3	7.2	7.3	7.3	7.0							





Horse/Jockey Name	Risky Investment
Final Rank	10
Fastest Section Time (Section)	0:11.06 (1000m)
Top Speed [km/h] (Section)	67.6 (1000m)
Race State	Finished



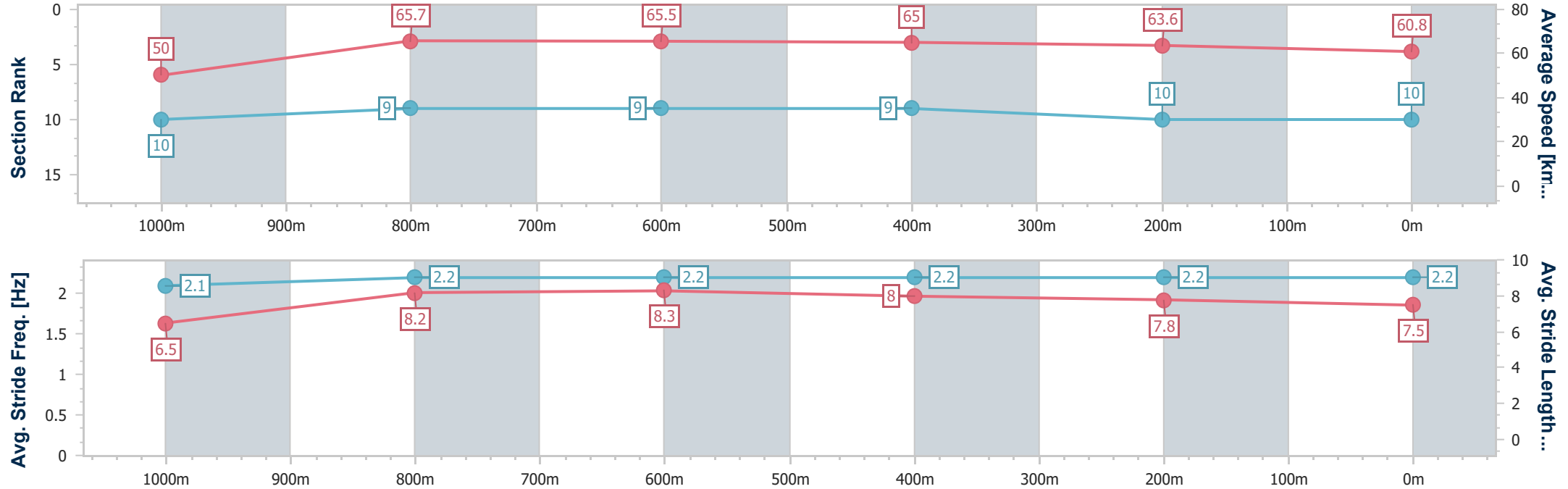
TownsvilleProfessional
Race 8: RHINESTONE NORTH COWBOYS QTIS Class 3
Handicap (QTIS bonuses For 3,4&5YO's) - 1200m

12 June 2025 - 17:13

Track Rating: Good 4, Weather: Overcast, Rail Position: True Entire Course.



Section	Overall	1000m	800m	600m	400m	200m							
Section Times	1:10.92 [10] (0:14.42)	0:56.50 [10] (0:11.06)	0:45.44 [9] (0:11.07)	0:34.37 [9] (0:11.16)	0:23.21 [9] (0:11.36)	0:11.85 [10] (0:11.85)							
Average Speed [km/h]	50.0	65.7	65.5	65.0	63.6	60.8							
Top Speed [km/h]	64.5	67.6	67.3	65.8	65.5	61.6							
Avg. Dist. to Rail [m]	5.0	2.2	1.5	1.6	1.3	1.6							
Avg. Stride Freq. [Hz]	2.1	2.2	2.2	2.2	2.2	2.2							
Avg. Stride Length [m]	6.5	8.2	8.3	8.0	7.8	7.5							



- [] Ranking at each section and finish
- .-.- No data available at this section
- NA No data available



Horse/Jockey Name	Lost My Nightie
Final Rank	11
Fastest Section Time (Section)	0:11.01 (600m)
Top Speed [km/h] (Section)	68.2 (800m)
Race State	Finished



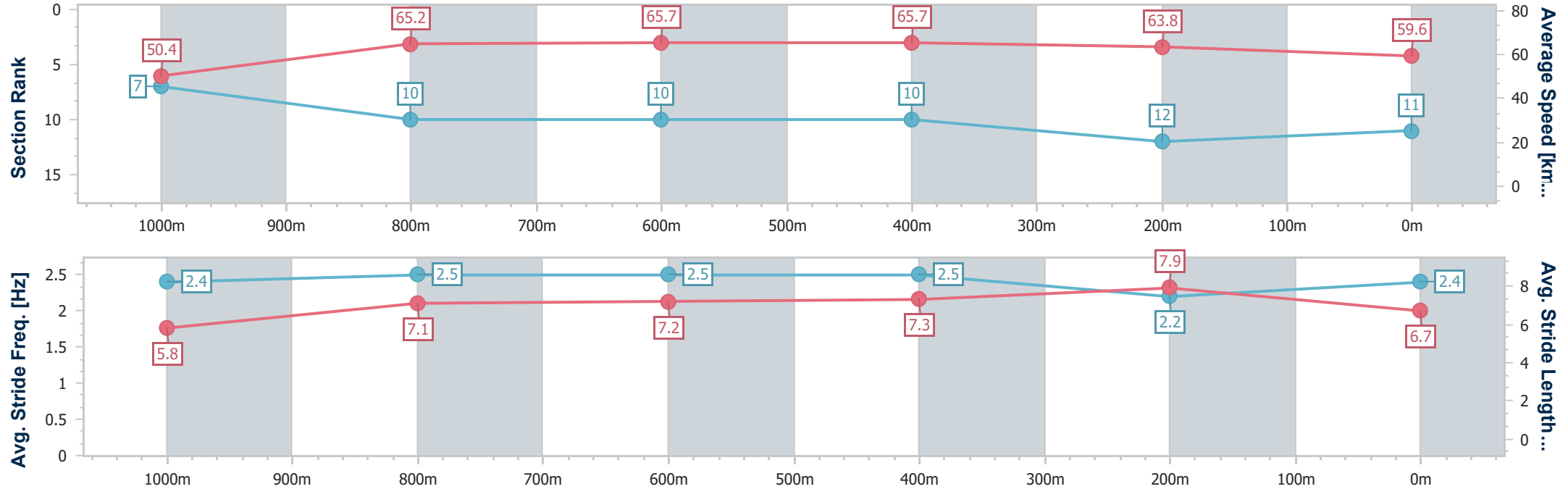
TownsvilleProfessional
Race 8: RHINESTONE NORTH COWBOYS QTIS Class 3
Handicap (QTIS bonuses For 3,4&5YO's) - 1200m

12 June 2025 - 17:13

Track Rating: Good 4, Weather: Overcast, Rail Position: True Entire Course.



Section	Overall	1000m	800m	600m	400m	200m							
Section Times	1:11.29 [11] (0:14.34)	0:56.95 [7] (0:11.33)	0:45.62 [10] (0:11.14)	0:34.48 [10] (0:11.01)	0:23.47 [10] (0:11.40)	0:12.07 [12] (0:12.07)							
Average Speed [km/h]	50.4	65.2	65.7	65.7	63.8	59.6							
Top Speed [km/h]	65.5	66.6	68.2	67.0	64.7	62.8							
Avg. Dist. to Rail [m]	10.7	5.0	3.3	1.3	6.5	6.8							
Avg. Stride Freq. [Hz]	2.4	2.5	2.5	2.5	2.2	2.4							
Avg. Stride Length [m]	5.8	7.1	7.2	7.3	7.9	6.7							



- [] Ranking at each section and finish
- .-.- No data available at this section
- NA No data available



Horse/Jockey Name	Imperial Blossom
Final Rank	12
Fastest Section Time (Section)	0:11.20 (800m)
Top Speed [km/h] (Section)	66.1 (800m)
Race State	Finished



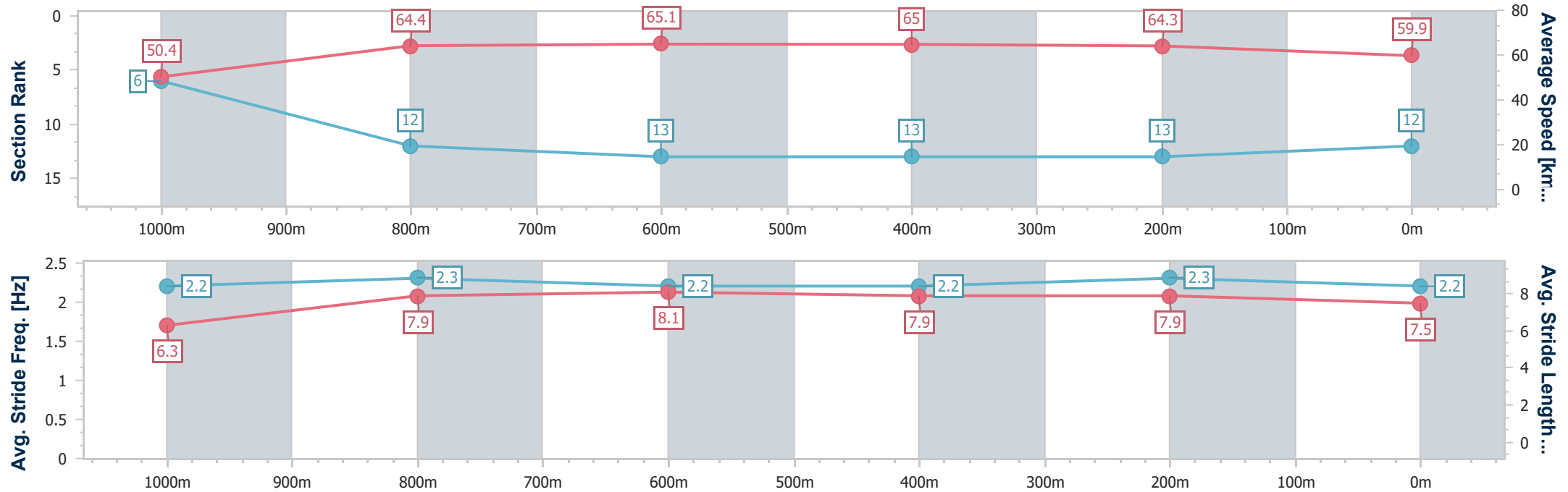
TownsvilleProfessional
Race 8: RHINESTONE NORTH COWBOYS QTIS Class 3
Handicap (QTIS bonuses For 3,4&5YO's) - 1200m

12 June 2025 - 17:13

Track Rating: Good 4, Weather: Overcast, Rail Position: True Entire Course.



Section	Overall	1000m	800m	600m	400m	200m							
Section Times	1:11.47 [12] (0:14.33)	0:57.14 [6] (0:11.41)	0:45.73 [12] (0:11.20)	0:34.53 [13] (0:11.25)	0:23.28 [13] (0:11.28)	0:12.00 [13] (0:12.00)							
Average Speed [km/h]	50.4	64.4	65.1	65.0	64.3	59.9							
Top Speed [km/h]	66.1	65.2	66.1	65.9	65.1	63.5							
Avg. Dist. to Rail [m]	8.9	3.8	2.7	3.2	5.2	5.8							
Avg. Stride Freq. [Hz]	2.2	2.3	2.2	2.2	2.3	2.2							
Avg. Stride Length [m]	6.3	7.9	8.1	7.9	7.9	7.5							





Horse/Jockey Name	Absconded Witness
Final Rank	13
Fastest Section Time (Section)	0:10.98 (800m)
Top Speed [km/h] (Section)	67.2 (Overall)
Race State	Finished



TownsvilleProfessional
Race 8: RHINESTONE NORTH COWBOYS QTIS Class 3
Handicap (QTIS bonuses For 3,4&5YO's) - 1200m

12 June 2025 - 17:13

Track Rating: Good 4, Weather: Overcast, Rail Position: True Entire Course.



Section	Overall	1000m	800m	600m	400m	200m							
Section Times	1:11.47 [13] (0:13.85)	0:57.62 [2] (0:11.05)	0:46.57 [2] (0:10.98)	0:35.59 [2] (0:11.33)	0:24.26 [2] (0:11.78)	0:12.48 [8] (0:12.48)							
Average Speed [km/h]	52.1	65.1	65.4	63.4	61.2	57.7							
Top Speed [km/h]	67.2	66.7	66.8	66.0	62.6	59.7							
Avg. Dist. to Rail [m]	6.3	0.6	0.2	0.4	0.6	0.4							
Avg. Stride Freq. [Hz]	2.4	2.5	2.4	2.4	2.4	2.3							
Avg. Stride Length [m]	6.1	7.2	7.5	7.2	7.1	6.9							

