Eagle FarmProfessional

Race 1: SKY RACING GUNSYND CLASSIC - GROUP 3 - 1600m

14 June 2025 - 11:44

BRISBANE RACING CLUB

Track Rating: Good 4, Weather: Fine, Rail Position: +4m Entire

Section	Overall	1400m	1200m	1000m	800m	600m	400m	Last 600m
Field Times	1:34.41 (0:13.42)	1:20.99 (0:11.07)	1:09.92 (0:11.16)	0:58.76 (0:11.70)	0:47.06 (0:11.93)	0:35.13 (0:11.70)	0:23.43 (0:11.28)	0:35.13

Rank	TAB	Horse/Jockey	Barrier	Top Speed [km/h]	Fastest Section	Overall	1400m	1200m	1000m	800m	600m	400m	Last 600m	Distance Travelled [m]
1	9	JUST FEELIN' LUCKY	7	67.0	0:11.07	1:34.41 [1]	1:20.99 [1]	1:09.92 [1]	0:58.76 [1]	0:47.06 [1]	0:35.13 [1]	0:23.43 [1]	0:35.13	
		Tommy Berry		1400m	1400m	(0:13.42)	(0:11.07)	(0:11.16)	(0:11.70)	(0:11.93)	(0:11.70)	(0:11.28)		
2	1	PISCES	2	67.2	0:11.12	1:34.63 [2]	1:20.91 [4]	1:09.72 [4]	0:58.42 [4]	0:46.73 [4]	0:34.94 [4]	0:23.31 [4]	0:34.94	+1
		Kerrin McEvoy		1400m	400m	(0:13.72)	(0:11.19)	(0:11.30)	(0:11.69)	(0:11.79)	(0:11.63)	(0:11.12)		
3	4	APUNTAR	6	66.1	0:11.16	1:35.10 [3]	1:21.47 [2]	1:10.31 [3]	0:59.07 [3]	0:47.39 [3]	0:35.53 [2]	0:23.88 [2]	0:35.53	+2
		Bailey Wheeler		1400m	1400m	(0:13.63)	(0:11.16)	(0:11.24)	(0:11.68)	(0:11.86)	(0:11.65)	(0:11.52)		
4	7	THINK LIKE PADDY	3	64.9	0:11.22	1:35.24 [4]	1:21.35 [5]	1:10.13 [5]	0:58.88 [6]	0:47.23 [5]	0:35.39 [5]	0:23.81 [5]	0:35.39	-2
		Craig Williams		1200m	1400m	(0:13.89)	(0:11.22)	(0:11.25)	(0:11.65)	(0:11.84)	(0:11.58)	(0:11.45)		
5	5	PRINCE LEVI	4	67.2	0:11.19	1:35.33 [5]	1:21.25 [8]	1:09.92 [8]	0:58.68 [8]	0:46.89 [8]	0:35.03 [9]	0:23.44 [9]	0:35.03	+2
		Angela Jones		400m	400m	(0:14.08)	(0:11.33)	(0:11.24)	(0:11.79)	(0:11.86)	(0:11.59)	(0:11.19)		
6	3	EMIRATE	9	66.0	0:11.28	1:35.34 [6]	1:21.16 [9]	1:09.79 [9]	0:58.48 [9]	0:46.81 [9]	0:35.09 [8]	0:23.65 [8]	0:35.09	+2
		James McDonald		400m	400m	(0:14.18)	(0:11.37)	(0:11.31)	(0:11.67)	(0:11.72)	(0:11.44)	(0:11.28)		
7	2	JUST PARTY	1	65.5	0:11.28	1:35.35 [7]	1:21.37 [7]	1:10.09 [7]	0:58.78 [7]	0:47.17 [7]	0:35.38 [7]	0:23.80 [6]	0:35.38	-4
		Nash Rawiller		400m	1400m	(0:13.98)	(0:11.28)	(0:11.31)	(0:11.61)	(0:11.79)	(0:11.58)	(0:11.29)		
8	8	FLYING EMBERS	8	67.3	0:11.03	1:35.37 [8]	1:21.70 [3]	1:10.67 [2]	0:59.54 [2]	0:47.78 [2]	0:35.75 [3]	0:24.11 [3]	0:35.75	+7
		Billy Egan		1200m	1400m	(0:13.67)	(0:11.03)	(0:11.13)	(0:11.76)	(0:12.03)	(0:11.64)	(0:11.48)		
9	6	MOON SWEEPER	5	65.7	0:11.18	1:35.42 [9]	1:21.49 [6]	1:10.31 [6]	0:59.06 [5]	0:47.39 [6]	0:35.46 [6]	0:23.82 [7]	0:35.46	+5
		Damien Thornton		1200m	1400m	(0:13.93)	(0:11.18)	(0:11.25)	(0:11.67)	(0:11.93)	(0:11.64)	(0:11.45)		

[ ]	Ranking at each section and finish	SCN	Saddle cloth number
-:--.--	No data available at this section	DNF	Did not finish
NA	No data available	DNT	Did not track

data processed by TRIPLESDATA

Eagle FarmProfessional

Race 1: SKY RACING GUNSYND CLASSIC - GROUP 3 - 1600m

14 June 2025 - 11:44

BRISBANE RACING CLUB

Track Rating: Good 4, Weather: Fine, Rail Position: +4m Entire

Section	200m	Last 600m
Field Times	0:12.15 (0:12.15)	0:35.13

Rank	TAB	Horse/Jockey	Barrier	Top Speed [km/h]	Fastest Section		Margin		Distance Travelled [m]
1	9	**JUST FEELIN' LUCKY**	7	67.0	0:11.07	0:12.15 [1]	1:34.41	0:35.13	
		Tommy Berry		1400m	1400m	(0:12.15)			
2	1	**PISCES**	2	67.2	0:11.12	0:12.19 [2]	1.26L	0:34.94	+1
		Kerrin McEvoy		1400m	400m	(0:12.19)			
3	4	**APUNTAR**	6	66.1	0:11.16	0:12.36 [3]	4.04L	0:35.53	+2
		Bailey Wheeler		1400m	1400m	(0:12.36)			
4	7	**THINK LIKE PADDY**	3	64.9	0:11.22	0:12.36 [6]	4.89L	0:35.39	-2
		Craig Williams		1200m	1400m	(0:12.36)			
5	5	**PRINCE LEVI**	4	67.2	0:11.19	0:12.25 [9]	5.4L	0:35.03	+2
		Angela Jones		400m	400m	(0:12.25)			
6	3	**EMIRATE**	9	66.0	0:11.28	0:12.37 [7]	5.42L	0:35.09	+2
		James McDonald		400m	400m	(0:12.37)			
7	2	**JUST PARTY**	1	65.5	0:11.28	0:12.51 [5]	5.5L	0:35.38	-4
		Nash Rawiller		400m	1400m	(0:12.51)			
8	8	**FLYING EMBERS**	8	67.3	0:11.03	0:12.63 [4]	5.64L	0:35.75	+7
		Billy Egan		1200m	1400m	(0:12.63)			
9	6	**MOON SWEEPER**	5	65.7	0:11.18	0:12.37 [8]	5.91L	0:35.46	+5
		Damien Thornton		1200m	1400m	(0:12.37)			

[ ]	Ranking at each section and finish	**SCN**	Saddle cloth number
-:--.--	No data available at this section	**DNF**	Did not finish
NA	No data available	**DNT**	Did not track

data processed by TRIPLESDATA

Horse/Jockey Name	Just Feelin' Lucky
Final Rank	1
Fastest Section Time (Section)	0:11.07 (1400m)
Top Speed [km/h] (Section)	67.0 (1400m)
Race State	Finished

Eagle FarmProfessional

Race 1: SKY RACING GUNSYND CLASSIC - GROUP 3 - 1600m

14 June 2025 - 11:44

Track Rating: Good 4, Weather: Fine, Rail Position: +4m Entire

BRISBANE RACING CLUB

Section	Overall	1400m	1200m	1000m	800m	600m	400m	200m
Section Times	1:34.41 [1] (0:13.42)	1:20.99 [1] (0:11.07)	1:09.92 [1] (0:11.16)	0:58.76 [1] (0:11.70)	0:47.06 [1] (0:11.93)	0:35.13 [1] (0:11.70)	0:23.43 [1] (0:11.28)	0:12.15 [1] (0:12.15)
Average Speed [km/h]	53.9	65.0	64.6	62.3	60.9	61.8	63.7	59.3
Top Speed [km/h]	66.6	67.0	65.8	62.7	61.7	64.8	65.2	62.4
Avg. Dist. to Rail [m]	9.7	3.1	2.8	2.6	1.6	0.6	2.2	1.7
Avg. Stride Freq. [Hz]	2.2	2.3	2.3	2.3	2.2	2.2	2.4	2.3
Avg. Stride Length [m]	6.8	7.7	7.7	7.6	7.6	7.7	7.5	7.3

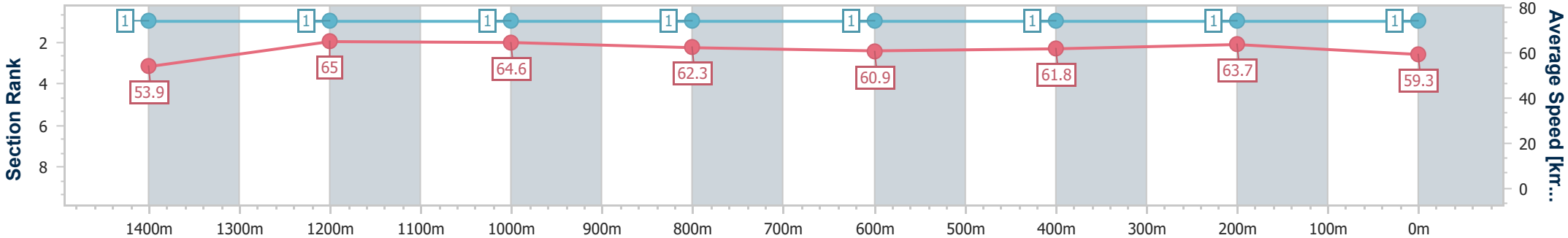

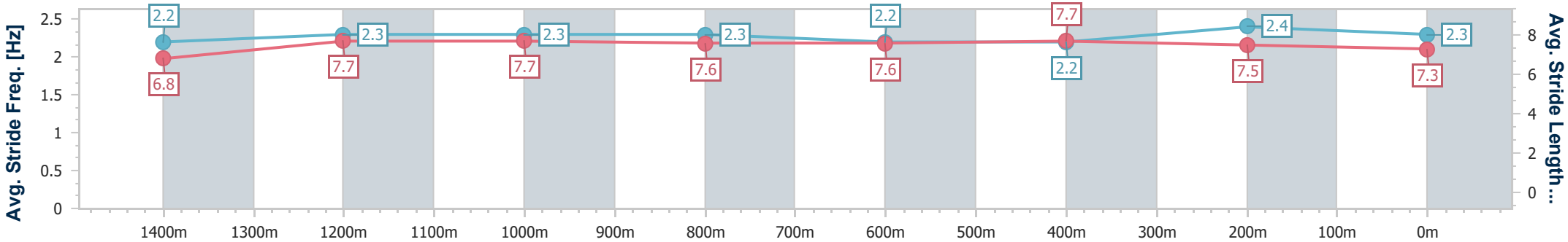

[ ]	Ranking at each section and finish
-:--.--	No data available at this section
NA	No data available

data processed by TRIPLESDATA

Horse/Jockey Name	Pisces
Final Rank	2
Fastest Section Time (Section)	0:11.12 (400m)
Top Speed [km/h] (Section)	67.2 (1400m)
Race State	Finished

TAB

Eagle FarmProfessional

Race 1: SKY RACING GUNSYND CLASSIC - GROUP 3 - 1600m

14 June 2025 - 11:44

Track Rating: Good 4, Weather: Fine, Rail Position: +4m Entire

BRISBANE RACING CLUB

Section	Overall	1400m	1200m	1000m	800m	600m	400m	200m
Section Times	1:34.63 [2] (0:13.72)	1:20.91 [4] (0:11.19)	1:09.72 [4] (0:11.30)	0:58.42 [4] (0:11.69)	0:46.73 [4] (0:11.79)	0:34.94 [4] (0:11.63)	0:23.31 [4] (0:11.12)	0:12.19 [2] (0:12.19)
Average Speed [km/h]	52.6	64.4	63.9	62.2	61.8	62.4	64.9	58.9
Top Speed [km/h]	67.0	67.2	65.3	63.1	62.3	65.8	66.0	63.4
Avg. Dist. to Rail [m]	4.3	0.5	1.3	2.6	2.7	2.0	3.0	0.6
Avg. Stride Freq. [Hz]	2.2	2.3	2.3	2.3	2.3	2.3	2.4	2.3
Avg. Stride Length [m]	6.5	7.6	7.7	7.6	7.5	7.5	7.4	7.0

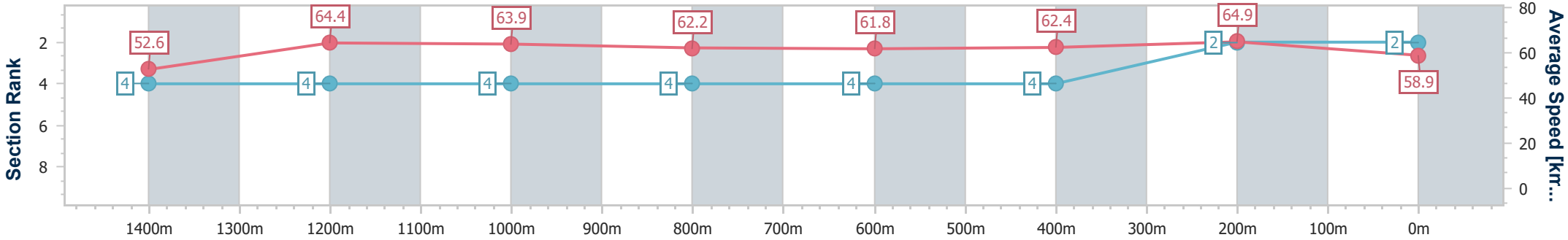

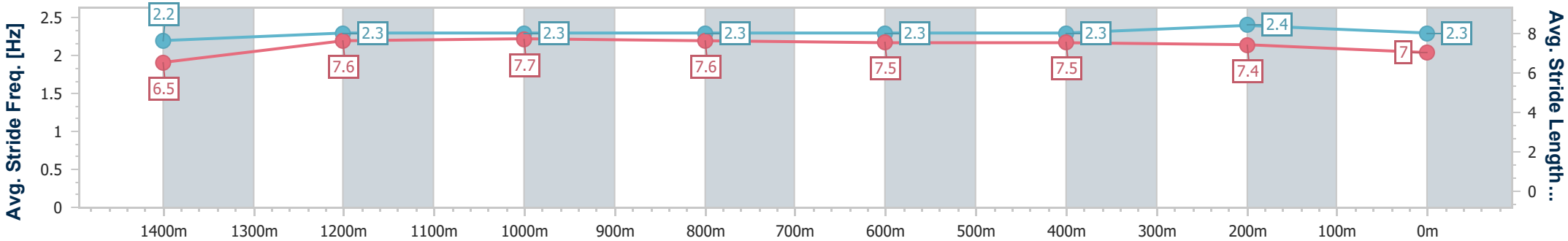

[ ]	Ranking at each section and finish
-:--.--	No data available at this section
NA	No data available

data processed by TRIPLESDATA

Horse/Jockey Name	Apuntar
Final Rank	3
Fastest Section Time (Section)	0:11.16 (1400m)
Top Speed [km/h] (Section)	66.1 (1400m)
Race State	Finished

TAB

Eagle FarmProfessional

Race 1: SKY RACING GUNSYND CLASSIC - GROUP 3 - 1600m

14 June 2025 - 11:44

Track Rating: Good 4, Weather: Fine, Rail Position: +4m Entire

BRISBANE RACING CLUB

Section	Overall	1400m	1200m	1000m	800m	600m	400m	200m
Section Times	1:35.10 [3] (0:13.63)	1:21.47 [2] (0:11.16)	1:10.31 [3] (0:11.24)	0:59.07 [3] (0:11.68)	0:47.39 [3] (0:11.86)	0:35.53 [2] (0:11.65)	0:23.88 [2] (0:11.52)	0:12.36 [3] (0:12.36)
Average Speed [km/h]	52.9	64.9	64.1	62.6	61.3	62.1	62.6	58.3
Top Speed [km/h]	65.5	66.1	64.8	63.8	62.0	63.7	63.7	61.5
Avg. Dist. to Rail [m]	8.4	2.9	3.1	3.3	2.1	1.1	5.6	5.6
Avg. Stride Freq. [Hz]	2.2	2.4	2.3	2.3	2.3	2.3	2.4	2.3
Avg. Stride Length [m]	6.5	7.1	7.1	7.2	6.8	7.1	7.2	7.0

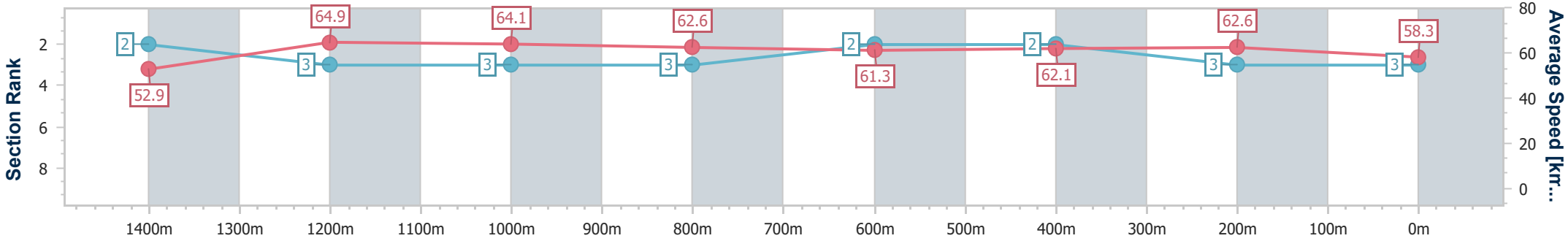

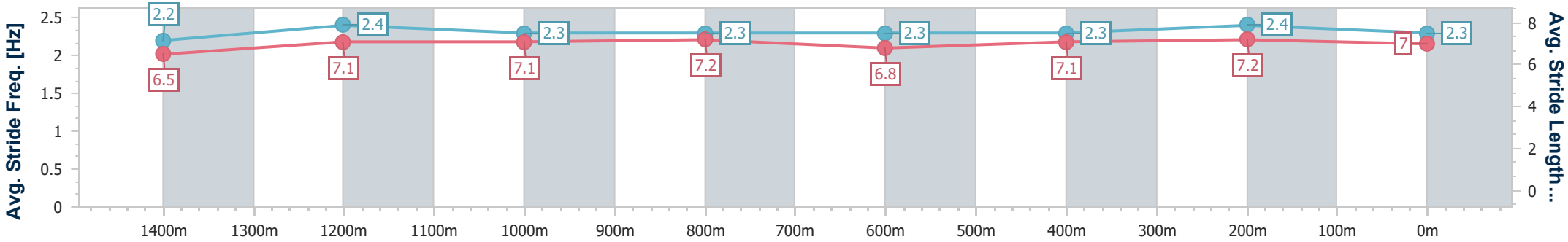

[ ]	Ranking at each section and finish
-:--.--	No data available at this section
NA	No data available

data processed by TRIPLESDATA

Horse/Jockey Name	Think Like Paddy
Final Rank	4
Fastest Section Time (Section)	0:11.22 (1400m)
Top Speed [km/h] (Section)	64.9 (1200m)
Race State	Finished

Eagle FarmProfessional

Race 1: SKY RACING GUNSYND CLASSIC - GROUP 3 - 1600m

14 June 2025 - 11:44

Track Rating: Good 4, Weather: Fine, Rail Position: +4m Entire

BRISBANE RACING CLUB

Section	Overall	1400m	1200m	1000m	800m	600m	400m	200m
Section Times	1:35.24 [4] (0:13.89)	1:21.35 [5] (0:11.22)	1:10.13 [5] (0:11.25)	0:58.88 [6] (0:11.65)	0:47.23 [5] (0:11.84)	0:35.39 [5] (0:11.58)	0:23.81 [5] (0:11.45)	0:12.36 [6] (0:12.36)
Average Speed [km/h]	52.0	64.4	64.0	62.6	61.0	62.1	62.9	58.1
Top Speed [km/h]	64.0	64.8	64.9	63.1	61.9	63.8	64.4	60.5
Avg. Dist. to Rail [m]	6.4	2.7	2.9	2.5	1.3	0.6	2.1	1.6
Avg. Stride Freq. [Hz]	2.2	2.3	2.2	2.2	2.2	2.2	2.3	2.2
Avg. Stride Length [m]	6.4	7.5	7.7	7.7	7.8	7.3	7.3	7.2

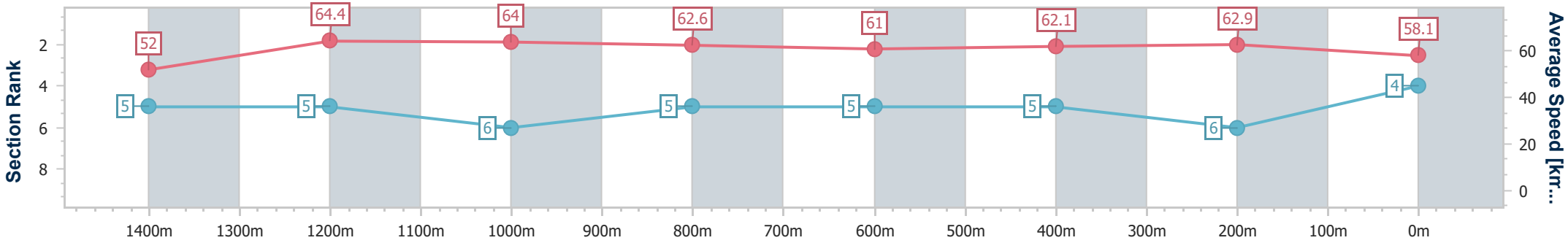

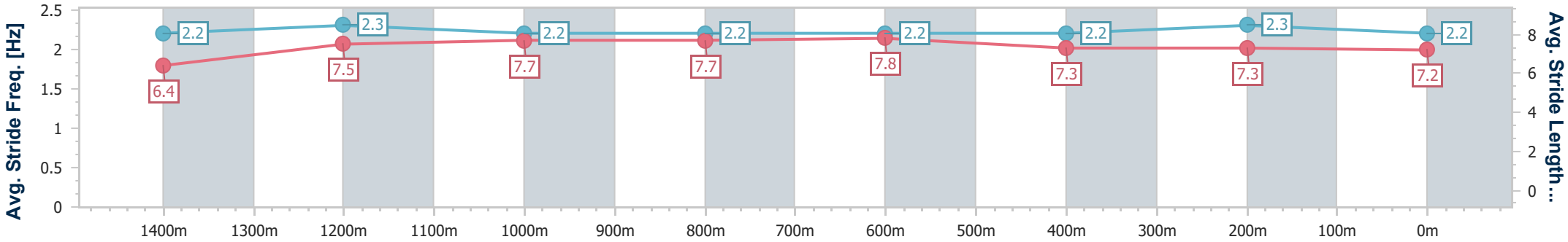

[ ]	Ranking at each section and finish
-:--.--	No data available at this section
NA	No data available

data processed by TRIPLESDATA

Horse/Jockey Name	Prince Levi
Final Rank	5
Fastest Section Time (Section)	0:11.19 (400m)
Top Speed [km/h] (Section)	67.2 (400m)
Race State	Finished

TAB

Eagle FarmProfessional

Race 1: SKY RACING GUNSYND CLASSIC - GROUP 3 - 1600m

14 June 2025 - 11:44

Track Rating: Good 4, Weather: Fine, Rail Position: +4m Entire

BRISBANE RACING CLUB

Section	Overall	1400m	1200m	1000m	800m	600m	400m	200m
Section Times	1:35.33 [5] (0:14.08)	1:21.25 [8] (0:11.33)	1:09.92 [8] (0:11.24)	0:58.68 [8] (0:11.79)	0:46.89 [8] (0:11.86)	0:35.03 [9] (0:11.59)	0:23.44 [9] (0:11.19)	0:12.25 [9] (0:12.25)
Average Speed [km/h]	51.2	63.8	64.2	62.2	61.2	62.3	64.6	58.8
Top Speed [km/h]	64.6	64.4	65.2	63.3	63.9	67.2	67.2	61.1
Avg. Dist. to Rail [m]	6.2	2.9	3.6	3.4	2.3	1.4	9.4	9.3
Avg. Stride Freq. [Hz]	2.3	2.3	2.3	2.3	2.3	2.4	2.4	2.3
Avg. Stride Length [m]	6.3	7.6	7.7	7.5	7.4	7.2	7.4	7.0

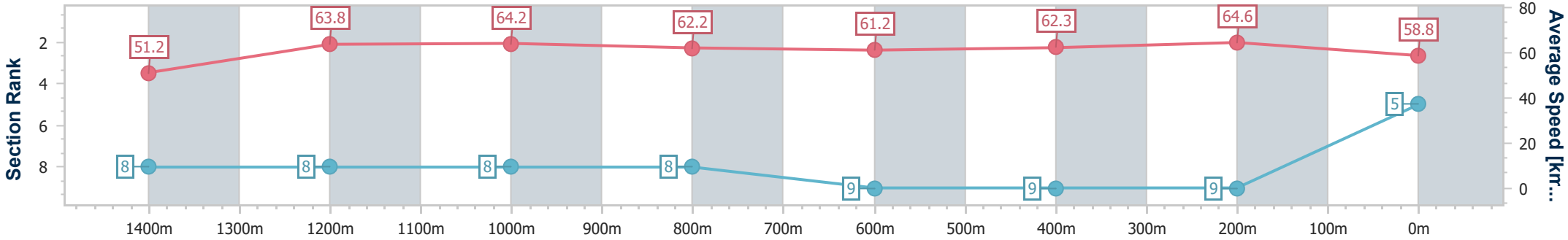

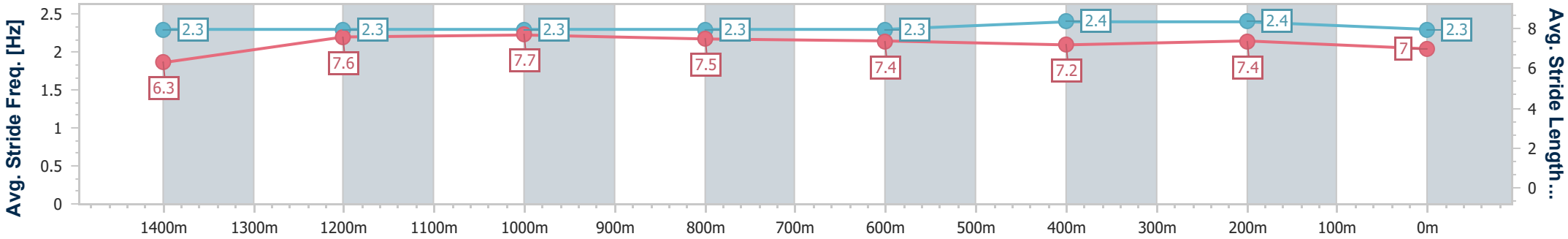

[ ]	Ranking at each section and finish
-:--.--	No data available at this section
NA	No data available

data processed by TRIPLESDATA

Horse/Jockey Name	Emirate
Final Rank	6
Fastest Section Time (Section)	0:11.28 (400m)
Top Speed [km/h] (Section)	66.0 (400m)
Race State	Finished

Eagle FarmProfessional

Race 1: SKY RACING GUNSYND CLASSIC - GROUP 3 - 1600m

14 June 2025 - 11:44

Track Rating: Good 4, Weather: Fine, Rail Position: +4m Entire

BRISBANE RACING CLUB

Section	Overall	1400m	1200m	1000m	800m	600m	400m	200m
Section Times	1:35.34 [6] (0:14.18)	1:21.16 [9] (0:11.37)	1:09.79 [9] (0:11.31)	0:58.48 [9] (0:11.67)	0:46.81 [9] (0:11.72)	0:35.09 [8] (0:11.44)	0:23.65 [8] (0:11.28)	0:12.37 [7] (0:12.37)
Average Speed [km/h]	51.1	63.6	63.6	62.1	62.3	63.3	63.8	58.4
Top Speed [km/h]	60.4	64.1	64.6	64.6	63.0	64.3	66.0	64.3
Avg. Dist. to Rail [m]	9.0	3.1	2.7	2.4	1.3	1.6	7.9	7.6
Avg. Stride Freq. [Hz]	1.9	2.4	2.4	2.3	2.2	2.4	2.4	2.3
Avg. Stride Length [m]	7.4	7.5	7.4	7.4	7.9	7.4	7.3	6.9

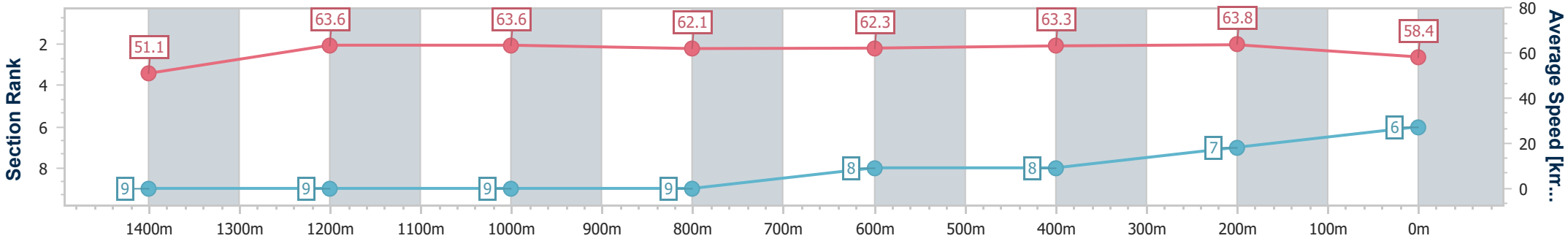

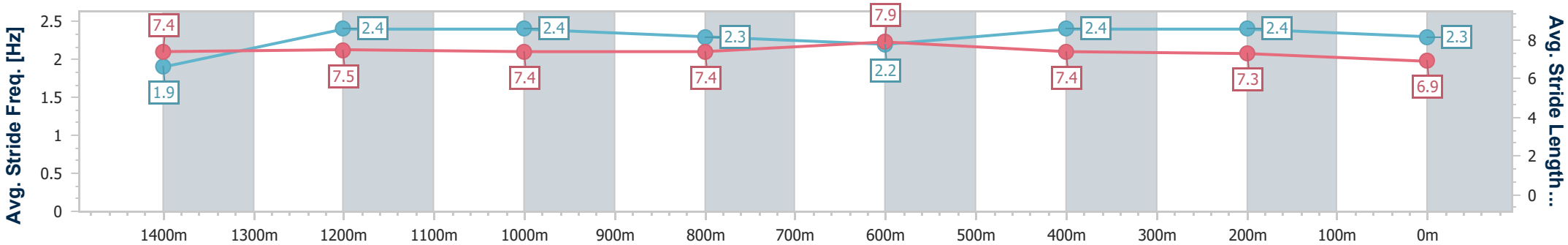

[ ]	Ranking at each section and finish
-:--.--	No data available at this section
NA	No data available

data processed by TRIPLESDATA

Horse/Jockey Name	Just Party
Final Rank	7
Fastest Section Time (Section)	0:11.28 (1400m)
Top Speed [km/h] (Section)	65.5 (400m)
Race State	Finished

TAB

Eagle FarmProfessional

Race 1: SKY RACING GUNSYND CLASSIC - GROUP 3 - 1600m

14 June 2025 - 11:44

Track Rating: Good 4, Weather: Fine, Rail Position: +4m Entire

BRISBANE RACING CLUB

Section	Overall	1400m	1200m	1000m	800m	600m	400m	200m
Section Times	1:35.35 [7] (0:13.98)	1:21.37 [7] (0:11.28)	1:10.09 [7] (0:11.31)	0:58.78 [7] (0:11.61)	0:47.17 [7] (0:11.79)	0:35.38 [7] (0:11.58)	0:23.80 [6] (0:11.29)	0:12.51 [5] (0:12.51)
Average Speed [km/h]	51.6	64.0	63.7	62.3	61.2	61.9	63.8	57.5
Top Speed [km/h]	64.6	65.3	65.1	63.5	62.0	64.4	65.5	61.2
Avg. Dist. to Rail [m]	4.4	1.0	1.8	1.2	0.4	0.7	0.7	0.2
Avg. Stride Freq. [Hz]	2.2	2.3	2.3	2.3	2.3	2.4	2.4	2.3
Avg. Stride Length [m]	6.5	7.6	7.7	7.5	7.5	7.2	7.3	6.9

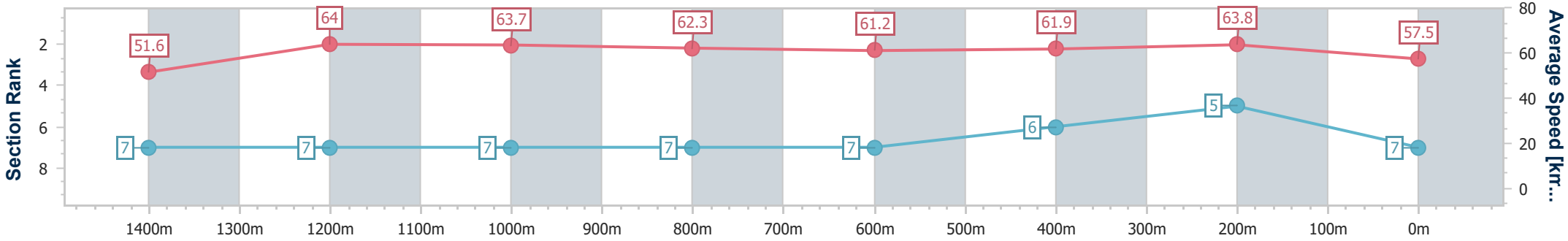

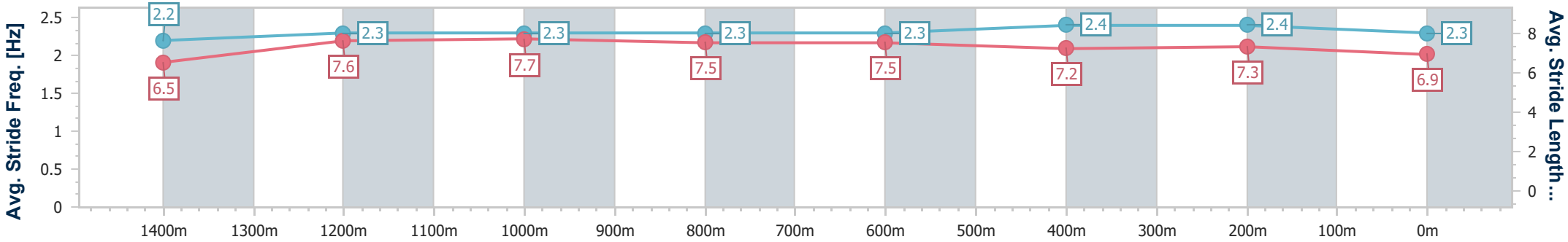

[ ]	Ranking at each section and finish
-:--.--	No data available at this section
NA	No data available

data processed by TRIPLESDATA

Horse/Jockey Name	Flying Embers
Final Rank	8
Fastest Section Time (Section)	0:11.03 (1400m)
Top Speed [km/h] (Section)	67.3 (1200m)
Race State	Finished

Eagle FarmProfessional

Race 1: SKY RACING GUNSYND CLASSIC - GROUP 3 - 1600m

14 June 2025 - 11:44

Track Rating: Good 4, Weather: Fine, Rail Position: +4m Entire

BRISBANE RACING CLUB

Section	Overall	1400m	1200m	1000m	800m	600m	400m	200m
Section Times	1:35.37 [8] (0:13.67)	1:21.70 [3] (0:11.03)	1:10.67 [2] (0:11.13)	0:59.54 [2] (0:11.76)	0:47.78 [2] (0:12.03)	0:35.75 [3] (0:11.64)	0:24.11 [3] (0:11.48)	0:12.63 [4] (0:12.63)
Average Speed [km/h]	53.1	65.5	64.7	62.9	61.0	62.4	62.5	57.2
Top Speed [km/h]	66.7	67.1	67.3	64.0	62.1	64.7	64.8	60.8
Avg. Dist. to Rail [m]	9.9	3.8	4.0	5.2	4.4	1.6	5.1	5.2
Avg. Stride Freq. [Hz]	2.3	2.3	2.3	2.3	2.3	2.3	2.3	2.3
Avg. Stride Length [m]	6.5	7.8	7.7	7.6	7.5	7.4	7.7	6.9

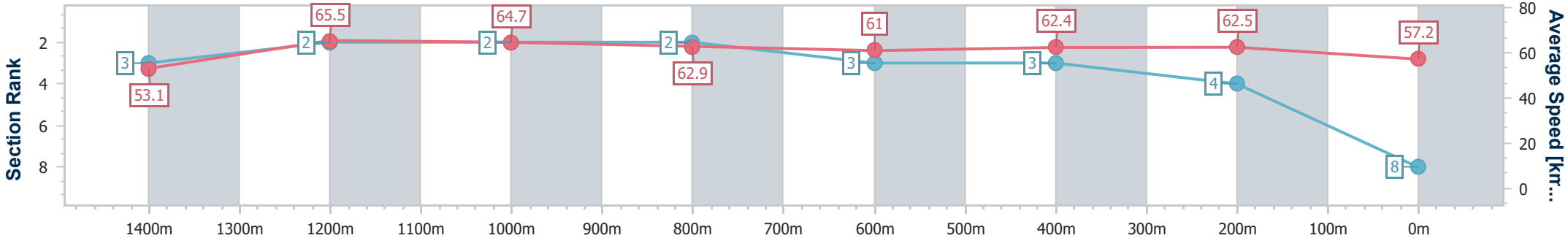

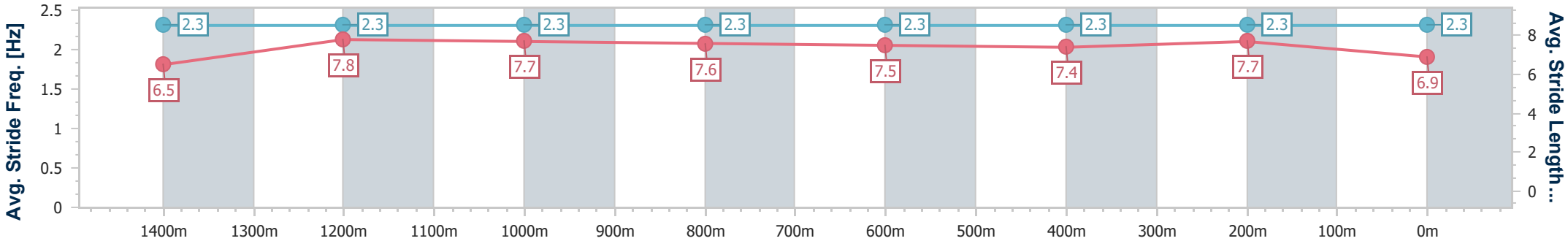

[ ]	Ranking at each section and finish
-:--.--	No data available at this section
NA	No data available

data processed by TRIPLESDATA

Horse/Jockey Name	Moon Sweeper
Final Rank	9
Fastest Section Time (Section)	0:11.18 (1400m)
Top Speed [km/h] (Section)	65.7 (1200m)
Race State	Finished

TAB

Eagle FarmProfessional

Race 1: SKY RACING GUNSYND CLASSIC - GROUP 3 - 1600m

14 June 2025 - 11:44

Track Rating: Good 4, Weather: Fine, Rail Position: +4m Entire

BRISBANE RACING CLUB

Section	Overall	1400m	1200m	1000m	800m	600m	400m	200m
Section Times	1:35.42 [9] (0:13.93)	1:21.49 [6] (0:11.18)	1:10.31 [6] (0:11.25)	0:59.06 [5] (0:11.67)	0:47.39 [6] (0:11.93)	0:35.46 [6] (0:11.64)	0:23.82 [7] (0:11.45)	0:12.37 [8] (0:12.37)
Average Speed [km/h]	51.7	64.9	63.9	63.0	61.1	62.8	62.9	58.1
Top Speed [km/h]	64.7	65.6	65.7	63.3	62.9	64.8	65.3	60.7
Avg. Dist. to Rail [m]	8.0	4.0	3.9	3.8	3.6	2.5	6.8	6.6
Avg. Stride Freq. [Hz]	2.2	2.3	2.2	2.2	2.2	2.3	2.3	2.2
Avg. Stride Length [m]	6.6	8.0	8.0	7.9	7.8	7.7	7.5	7.3

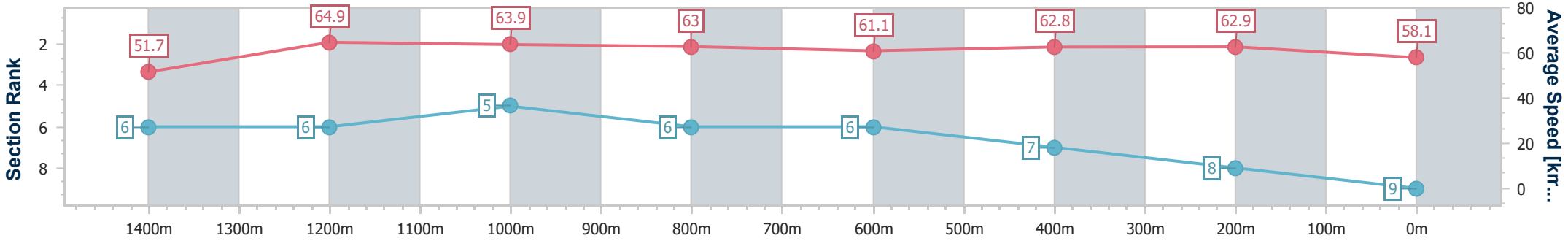

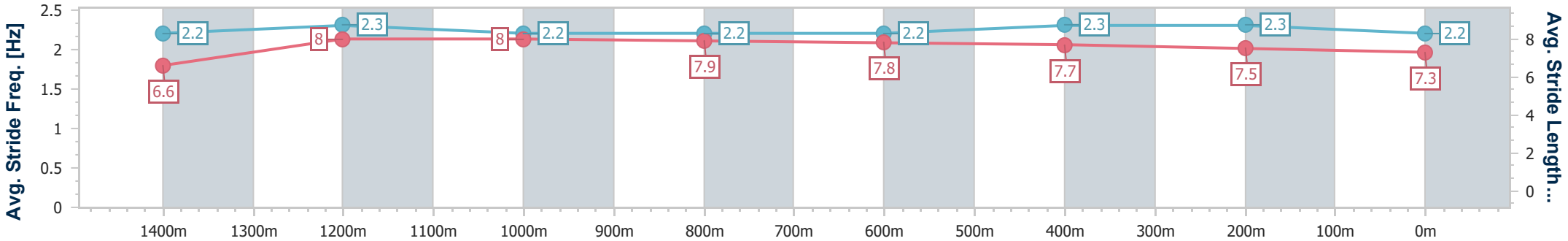

[ ]	Ranking at each section and finish
-:--.--	No data available at this section
NA	No data available

data processed by TRIPLESDATA

Eagle FarmProfessional

Race 2: SEVEN THE WAYNE WILSON - LISTED - 1600m

14 June 2025 - 12:19

BRISBANE RACING CLUB

Track Rating: Good 4, Weather: Fine, Rail Position: +4m Entire

Section	Overall	1400m	1200m	1000m	800m	600m	400m	Last 600m
Field Times	1:33.82 (0:13.11)	1:20.71 (0:10.64)	1:10.07 (0:11.06)	0:59.01 (0:11.55)	0:47.46 (0:11.58)	0:35.88 (0:11.68)	0:24.20 (0:11.67)	0:35.88

Rank	TAB	Horse/Jockey	Barrier	Top Speed [km/h]	Fastest Section	Overall	1400m	1200m	1000m	800m	600m	400m	Last 600m	Distance Travelled [m]
1	4	PIER	3	68.4	0:10.68	1:33.82 [1]	1:20.53 [2]	1:09.85 [3]	0:58.82 [3]	0:47.38 [3]	0:35.83 [2]	0:24.20 [1]	0:35.83	
		Ethan Brown		1400m	1400m	(0:13.29)	(0:10.68)	(0:11.03)	(0:11.44)	(0:11.55)	(0:11.63)	(0:11.67)		
2	9	SIBAAQ	9	65.5	0:11.13	1:34.32 [2]	1:20.41 [9]	1:09.16 [10]	0:58.03 [10]	0:46.71 [10]	0:35.23 [10]	0:23.65 [9]	0:35.23	+9
		Craig Williams		1200m	1200m	(0:13.91)	(0:11.25)	(0:11.13)	(0:11.32)	(0:11.48)	(0:11.58)	(0:11.29)		
3	6	TENZING	5	65.8	0:11.02	1:34.86 [3]	1:21.35 [6]	1:10.33 [6]	0:59.20 [6]	0:47.78 [6]	0:36.27 [6]	0:24.46 [6]	0:36.27	+5
		Andrew Mallyon		1400m	1400m	(0:13.51)	(0:11.02)	(0:11.13)	(0:11.42)	(0:11.51)	(0:11.81)	(0:11.61)		
4	3	WATERFORD	1	67.4	0:10.87	1:34.96 [4]	1:21.64 [4]	1:10.77 [4]	0:59.69 [4]	0:48.23 [4]	0:36.68 [4]	0:25.02 [3]	0:36.68	+2
		Alysha Collett		1400m	1400m	(0:13.32)	(0:10.87)	(0:11.08)	(0:11.46)	(0:11.55)	(0:11.66)	(0:11.77)		
5	10	CRANKY HARRY	8	66.1	0:11.09	1:35.11 [5]	1:21.39 [7]	1:10.19 [8]	0:59.10 [8]	0:47.71 [8]	0:36.21 [8]	0:24.66 [7]	0:36.21	+6
		Jake Bayliss		1200m	1200m	(0:13.72)	(0:11.20)	(0:11.09)	(0:11.39)	(0:11.50)	(0:11.55)	(0:11.77)		
6	8	RED WAVE	2	67.2	0:10.90	1:35.17 [6]	1:21.83 [5]	1:10.93 [5]	0:59.82 [5]	0:48.35 [5]	0:36.73 [5]	0:24.84 [5]	0:36.73	+2
		Angela Jones		1400m	1400m	(0:13.34)	(0:10.90)	(0:11.11)	(0:11.47)	(0:11.62)	(0:11.89)	(0:12.09)		
7	11	DEMON DARB	7	66.8	0:11.03	1:35.23 [7]	1:21.50 [8]	1:10.47 [7]	0:59.27 [7]	0:47.86 [7]	0:36.39 [7]	0:24.92 [4]	0:36.39	-1
		Tommy Berry		1400m	1400m	(0:13.73)	(0:11.03)	(0:11.20)	(0:11.41)	(0:11.47)	(0:11.47)	(0:11.74)		
8	1	UNSPOKEN	10	66.2	0:11.07	1:35.24 [8]	1:21.20 [10]	1:10.13 [9]	0:59.00 [9]	0:47.66 [9]	0:36.20 [9]	0:24.56 [10]	0:36.20	+0
		Tom Sherry		1400m	1400m	(0:14.04)	(0:11.07)	(0:11.13)	(0:11.34)	(0:11.46)	(0:11.64)	(0:11.81)		
9	5	ATTRACTABLE	4	69.3	0:10.64	1:36.03 [9]	1:22.92 [1]	1:12.28 [1]	1:01.22 [1]	0:49.67 [1]	0:38.09 [1]	0:26.14 [2]	0:38.09	+1
		Reece Jones		1400m	1400m	(0:13.11)	(0:10.64)	(0:11.06)	(0:11.55)	(0:11.58)	(0:11.95)	(0:12.41)		
10	12	WITHOUT REVENGE	6	69.2	0:10.60	1:39.11 [10]	1:25.82 [3]	1:15.22 [2]	1:04.27 [2]	0:52.68 [2]	0:40.87 [3]	0:28.60 [8]	0:40.87	+6
		Chad Schofield		1400m	1400m	(0:13.29)	(0:10.60)	(0:10.95)	(0:11.59)	(0:11.81)	(0:12.27)	(0:13.45)		

Scratched: Matcha Latte (#7), Transatlantic (#2)

Report Created: Sat 14 June 2025 13:02 GMT+10 (Note: Timing is based on position data)

[ ]	Ranking at each section and finish	SCN	Saddle cloth number
-:--.--	No data available at this section	DNF	Did not finish
NA	No data available	DNT	Did not track

data processed by TRIPLESDATA

Eagle FarmProfessional

Race 2: SEVEN THE WAYNE WILSON - LISTED - 1600m

14 June 2025 - 12:19

BRISBANE RACING CLUB

Track Rating: Good 4, Weather: Fine, Rail Position: +4m Entire

Section	200m	Last 600m
Field Times	0:12.53 (0:12.53)	0:35.88

Rank	TAB	Horse/Jockey	Barrier	Top Speed [km/h]	Fastest Section		Margin		Distance Travelled [m]
1	4	**PIER**	3	68.4	0:10.68	0:12.53 [1]	1:33.82	0:35.83	
		Ethan Brown		1400m	1400m	(0:12.53)			
2	9	**SIBAAQ**	9	65.5	0:11.13	0:12.36 [3]	2.93L	0:35.23	+9
		Craig Williams		1200m	1200m	(0:12.36)			
3	6	**TENZING**	5	65.8	0:11.02	0:12.85 [4]	6.16L	0:36.27	+5
		Andrew Mallyon		1400m	1400m	(0:12.85)			
4	3	**WATERFORD**	1	67.4	0:10.87	0:13.25 [2]	6.75L	0:36.68	+2
		Alysha Collett		1400m	1400m	(0:13.25)			
5	10	**CRANKY HARRY**	8	66.1	0:11.09	0:12.89 [6]	7.58L	0:36.21	+6
		Jake Bayliss		1200m	1200m	(0:12.89)			
6	8	**RED WAVE**	2	67.2	0:10.90	0:12.75 [8]	7.95L	0:36.73	+2
		Angela Jones		1400m	1400m	(0:12.75)			
7	11	**DEMON DARB**	7	66.8	0:11.03	0:13.18 [5]	8.34L	0:36.39	-1
		Tommy Berry		1400m	1400m	(0:13.18)			
8	1	**UNSPOKEN**	10	66.2	0:11.07	0:12.75 [9]	8.34L	0:36.20	+0
		Tom Sherry		1400m	1400m	(0:12.75)			
9	5	**ATTRACTABLE**	4	69.3	0:10.64	0:13.73 [7]	13.03L	0:38.09	+1
		Reece Jones		1400m	1400m	(0:13.73)			
10	12	**WITHOUT REVENGE**	6	69.2	0:10.60	0:15.15 [10]	31.15L	0:40.87	+6
		Chad Schofield		1400m	1400m	(0:15.15)			

Scratched: Matcha Latte (#7), Transatlantic (#2)

[ ]	Ranking at each section and finish	**SCN**	Saddle cloth number
-:--.--	No data available at this section	**DNF**	Did not finish
NA	No data available	**DNT**	Did not track

data processed by TRIPLESDATA

Horse/Jockey Name	Pier
Final Rank	1
Fastest Section Time (Section)	0:10.68 (1400m)
Top Speed [km/h] (Section)	68.4 (1400m)
Race State	Finished

TAB

Eagle FarmProfessional

Race 2: SEVEN THE WAYNE WILSON - LISTED - 1600m

14 June 2025 - 12:19

Track Rating: Good 4, Weather: Fine, Rail Position: +4m Entire

BRISBANE RACING CLUB

Section	Overall	1400m	1200m	1000m	800m	600m	400m	200m
Section Times	1:33.82 [1] (0:13.29)	1:20.53 [2] (0:10.68)	1:09.85 [3] (0:11.03)	0:58.82 [3] (0:11.44)	0:47.38 [3] (0:11.55)	0:35.83 [2] (0:11.63)	0:24.20 [1] (0:11.67)	0:12.53 [1] (0:12.53)
Average Speed [km/h]	54.3	67.5	65.5	63.5	62.6	62.2	61.9	57.4
Top Speed [km/h]	68.2	68.4	66.4	63.9	63.7	62.9	62.7	59.8
Avg. Dist. to Rail [m]	6.5	3.3	2.7	1.7	1.4	1.3	3.0	3.8
Avg. Stride Freq. [Hz]	2.2	2.3	2.2	2.2	2.2	2.2	2.2	2.1
Avg. Stride Length [m]	6.8	8.1	8.2	8.1	7.9	7.7	7.8	7.4

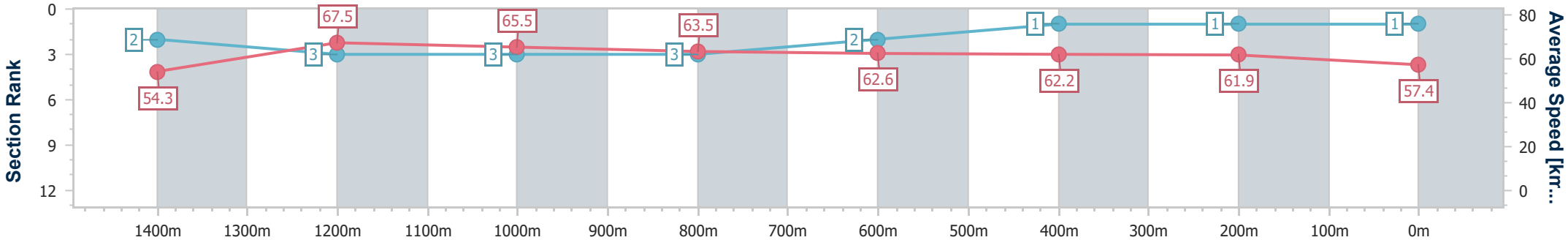

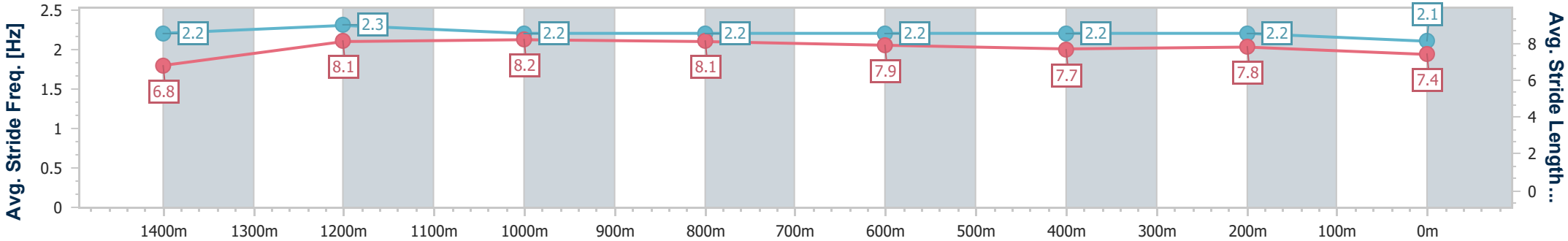

[ ]	Ranking at each section and finish
-:--.--	No data available at this section
NA	No data available

data processed by TRIPLESDATA

Horse/Jockey Name	Sibaaq
Final Rank	2
Fastest Section Time (Section)	0:11.13 (1200m)
Top Speed [km/h] (Section)	65.5 (1200m)
Race State	Finished

TAB

Eagle FarmProfessional

Race 2: SEVEN THE WAYNE WILSON - LISTED - 1600m

14 June 2025 - 12:19

Track Rating: Good 4, Weather: Fine, Rail Position: +4m Entire

BRISBANE RACING CLUB

Section	Overall	1400m	1200m	1000m	800m	600m	400m	200m
Section Times	1:34.32 [2] (0:13.91)	1:20.41 [9] (0:11.25)	1:09.16 [10] (0:11.13)	0:58.03 [10] (0:11.32)	0:46.71 [10] (0:11.48)	0:35.23 [10] (0:11.58)	0:23.65 [9] (0:11.29)	0:12.36 [3] (0:12.36)
Average Speed [km/h]	52.1	64.2	64.7	64.6	64.0	63.5	63.9	58.2
Top Speed [km/h]	64.5	64.7	65.5	65.4	64.5	64.6	65.3	61.5
Avg. Dist. to Rail [m]	11.4	2.3	3.3	3.5	3.6	5.0	8.8	8.4
Avg. Stride Freq. [Hz]	2.2	2.2	2.2	2.2	2.2	2.2	2.3	2.2
Avg. Stride Length [m]	6.6	8.1	8.1	8.1	8.0	7.9	7.6	7.4

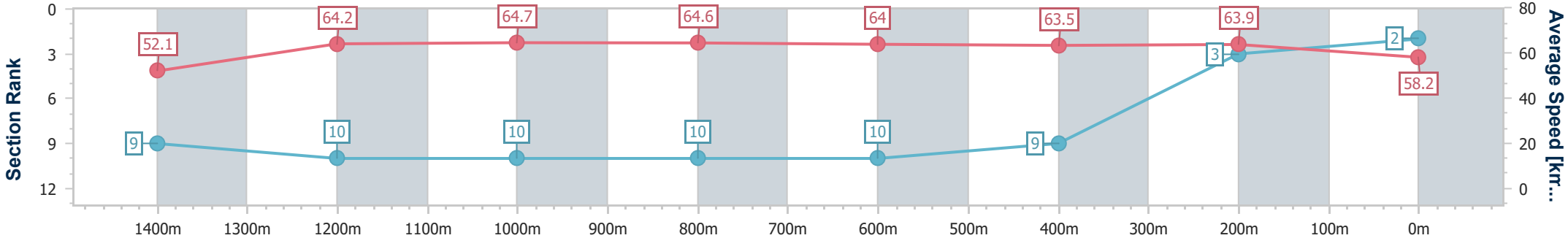

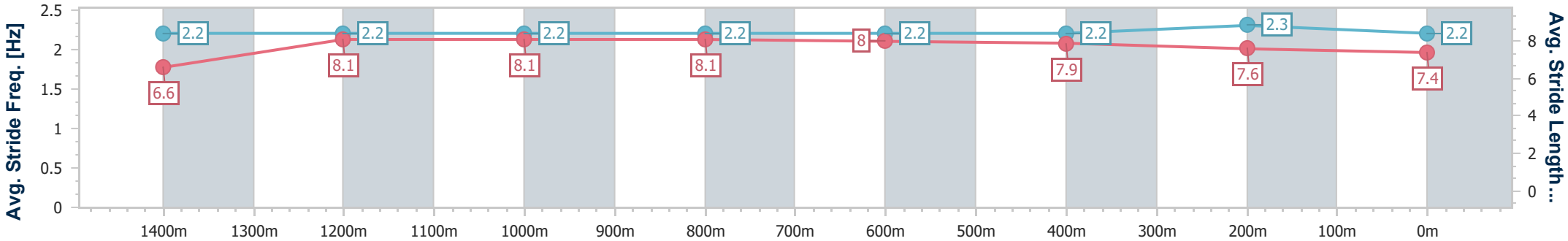

[ ]	Ranking at each section and finish
-:--.--	No data available at this section
NA	No data available

data processed by TRIPLESDATA

Horse/Jockey Name	Tenzing
Final Rank	3
Fastest Section Time (Section)	0:11.02 (1400m)
Top Speed [km/h] (Section)	65.8 (1400m)
Race State	Finished

Eagle FarmProfessional

Race 2: SEVEN THE WAYNE WILSON - LISTED - 1600m

14 June 2025 - 12:19

Track Rating: Good 4, Weather: Fine, Rail Position: +4m Entire

BRISBANE RACING CLUB

Section	Overall	1400m	1200m	1000m	800m	600m	400m	200m
Section Times	1:34.86 [3] (0:13.51)	1:21.35 [6] (0:11.02)	1:10.33 [6] (0:11.13)	0:59.20 [6] (0:11.42)	0:47.78 [6] (0:11.51)	0:36.27 [6] (0:11.81)	0:24.46 [6] (0:11.61)	0:12.85 [4] (0:12.85)
Average Speed [km/h]	53.6	65.5	64.9	63.9	63.2	61.8	62.1	56.1
Top Speed [km/h]	64.7	65.8	65.2	64.5	63.8	62.5	62.8	60.2
Avg. Dist. to Rail [m]	8.8	2.9	3.6	2.8	2.4	3.1	7.1	9.5
Avg. Stride Freq. [Hz]	2.3	2.4	2.4	2.4	2.4	2.4	2.5	2.3
Avg. Stride Length [m]	6.3	7.5	7.4	7.4	7.4	7.1	6.8	6.8

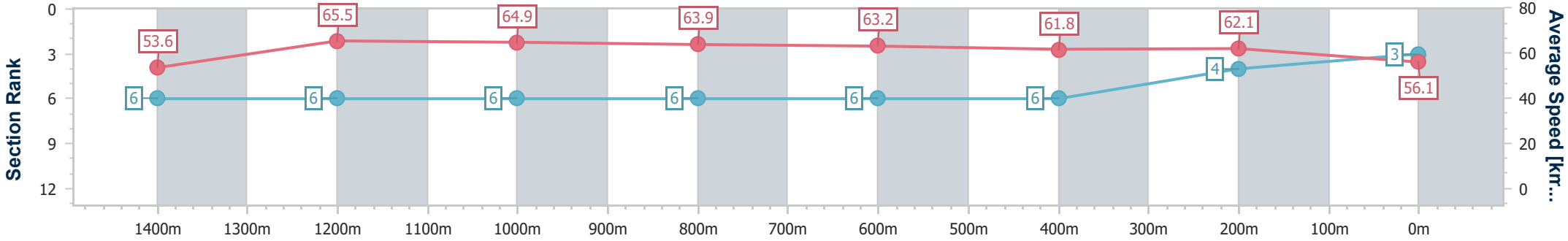

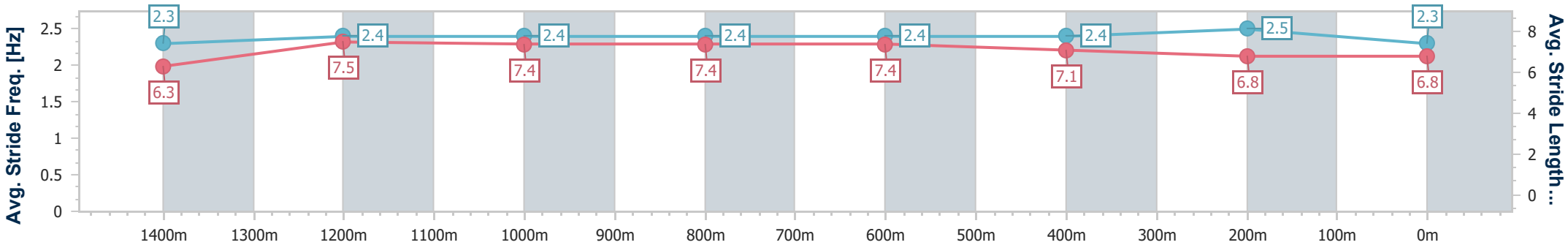

[ ]	Ranking at each section and finish
-:--.--	No data available at this section
NA	No data available

data processed by TRIPLESDATA

Horse/Jockey Name	Waterford
Final Rank	4
Fastest Section Time (Section)	0:10.87 (1400m)
Top Speed [km/h] (Section)	67.4 (1400m)
Race State	Finished

TAB

Eagle FarmProfessional

Race 2: SEVEN THE WAYNE WILSON - LISTED - 1600m

14 June 2025 - 12:19

Track Rating: Good 4, Weather: Fine, Rail Position: +4m Entire

BRISBANE RACING CLUB

Section	Overall	1400m	1200m	1000m	800m	600m	400m	200m
Section Times	1:34.96 [4] (0:13.32)	1:21.64 [4] (0:10.87)	1:10.77 [4] (0:11.08)	0:59.69 [4] (0:11.46)	0:48.23 [4] (0:11.55)	0:36.68 [4] (0:11.66)	0:25.02 [3] (0:11.77)	0:13.25 [2] (0:13.25)
Average Speed [km/h]	54.3	66.2	65.2	63.7	62.7	61.9	61.3	54.3
Top Speed [km/h]	67.4	67.4	65.5	64.4	64.2	63.1	63.3	57.6
Avg. Dist. to Rail [m]	4.1	0.8	2.0	3.3	1.5	0.7	2.0	1.1
Avg. Stride Freq. [Hz]	2.2	2.3	2.3	2.3	2.3	2.3	2.3	2.2
Avg. Stride Length [m]	6.7	7.9	8.0	7.9	7.7	7.5	7.4	6.9

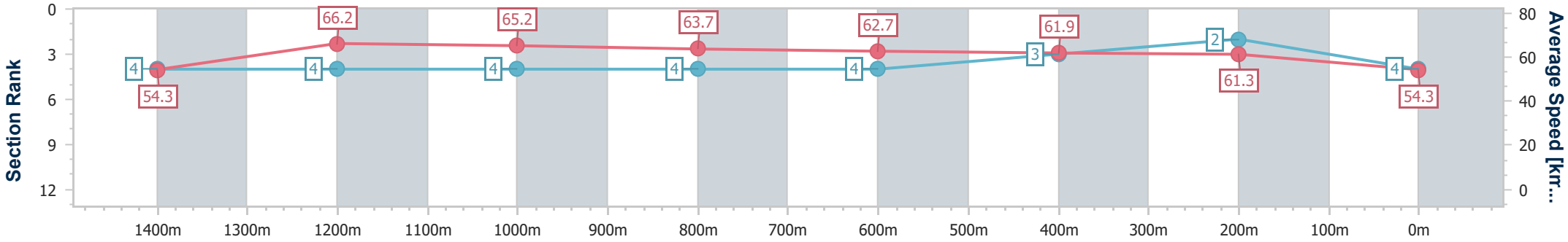

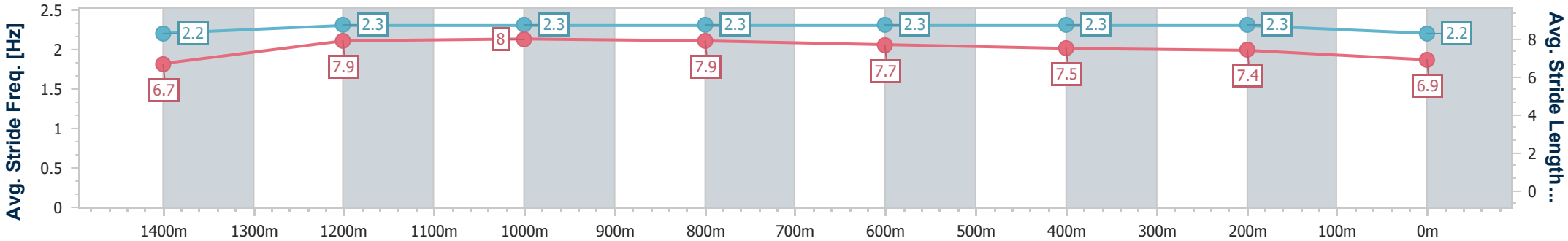

[ ]	Ranking at each section and finish
-:--.--	No data available at this section
NA	No data available

data processed by TRIPLESDATA

Horse/Jockey Name	Cranky Harry
Final Rank	5
Fastest Section Time (Section)	0:11.09 (1200m)
Top Speed [km/h] (Section)	66.1 (1200m)
Race State	Finished

TAB

Eagle FarmProfessional

Race 2: SEVEN THE WAYNE WILSON - LISTED - 1600m

14 June 2025 - 12:19

Track Rating: Good 4, Weather: Fine, Rail Position: +4m Entire

BRISBANE RACING CLUB

Section	Overall	1400m	1200m	1000m	800m	600m	400m	200m
Section Times	1:35.11 [5] (0:13.72)	1:21.39 [7] (0:11.20)	1:10.19 [8] (0:11.09)	0:59.10 [8] (0:11.39)	0:47.71 [8] (0:11.50)	0:36.21 [8] (0:11.55)	0:24.66 [7] (0:11.77)	0:12.89 [6] (0:12.89)
Average Speed [km/h]	52.8	64.5	65.2	64.1	63.5	63.3	61.3	55.7
Top Speed [km/h]	65.0	65.1	66.1	65.1	64.1	63.8	63.2	59.2
Avg. Dist. to Rail [m]	10.8	2.8	3.8	3.5	2.8	3.2	6.7	6.9
Avg. Stride Freq. [Hz]	2.1	2.2	2.3	2.3	2.3	2.3	2.3	2.2
Avg. Stride Length [m]	6.8	8.0	8.0	7.8	7.9	7.6	7.3	7.0

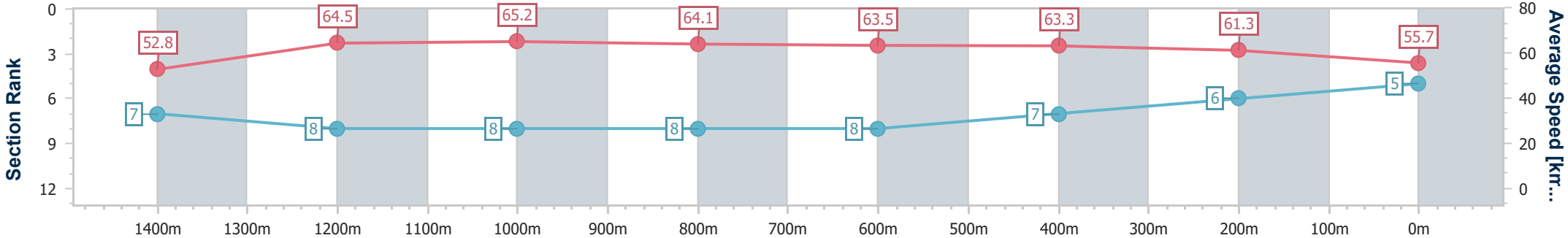

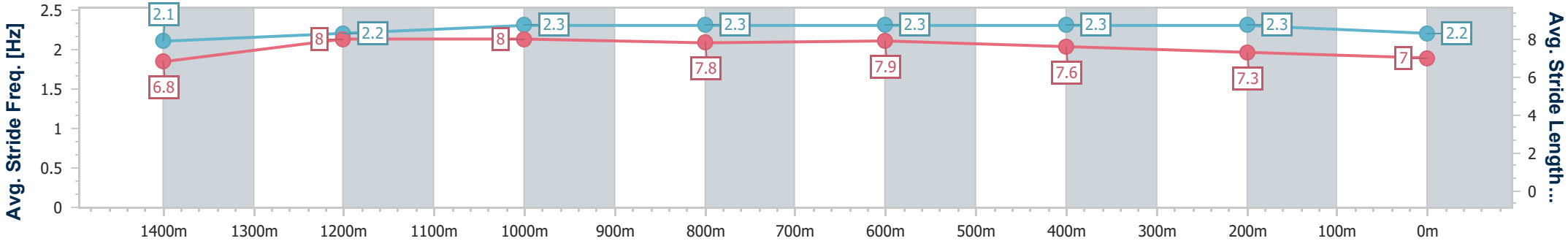

[ ]	Ranking at each section and finish
-:--.--	No data available at this section
NA	No data available

data processed by TRIPLESDATA

Horse/Jockey Name	Red Wave
Final Rank	6
Fastest Section Time (Section)	0:10.90 (1400m)
Top Speed [km/h] (Section)	67.2 (1400m)
Race State	Finished

TAB

Eagle FarmProfessional

Race 2: SEVEN THE WAYNE WILSON - LISTED - 1600m

14 June 2025 - 12:19

Track Rating: Good 4, Weather: Fine, Rail Position: +4m Entire

BRISBANE RACING CLUB

Section	Overall	1400m	1200m	1000m	800m	600m	400m	200m
Section Times	1:35.17 [6] (0:13.34)	1:21.83 [5] (0:10.90)	1:10.93 [5] (0:11.11)	0:59.82 [5] (0:11.47)	0:48.35 [5] (0:11.62)	0:36.73 [5] (0:11.89)	0:24.84 [5] (0:12.09)	0:12.75 [8] (0:12.75)
Average Speed [km/h]	54.0	66.3	64.9	63.4	62.6	61.2	59.6	56.5
Top Speed [km/h]	67.2	67.2	66.1	64.1	63.9	62.1	60.9	58.2
Avg. Dist. to Rail [m]	5.2	2.1	2.4	2.1	2.3	1.9	6.3	7.3
Avg. Stride Freq. [Hz]	2.2	2.3	2.2	2.2	2.2	2.2	2.2	2.1
Avg. Stride Length [m]	6.8	8.0	8.1	7.9	7.8	7.6	7.5	7.3

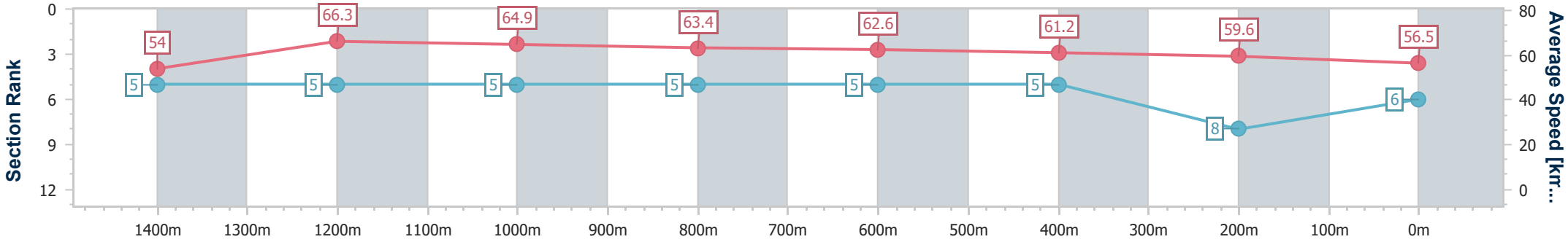

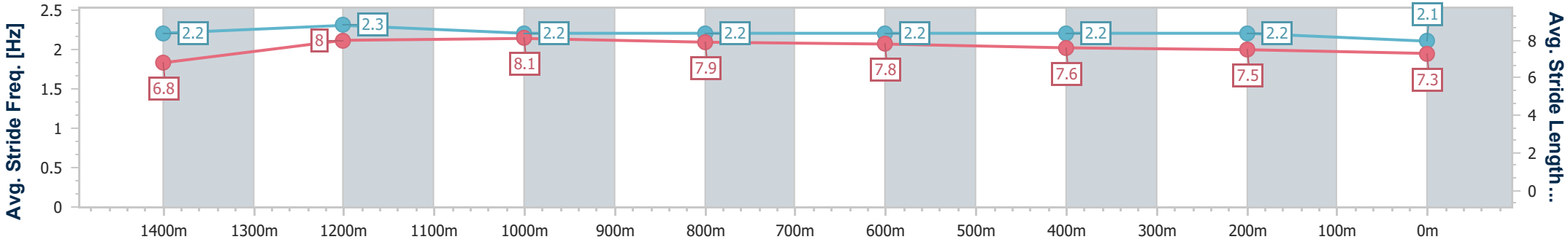

[ ]	Ranking at each section and finish
-:--.--	No data available at this section
NA	No data available

data processed by TRIPLESDATA

Horse/Jockey Name	Demon Darb
Final Rank	7
Fastest Section Time (Section)	0:11.03 (1400m)
Top Speed [km/h] (Section)	66.8 (1400m)
Race State	Finished

TAB

Eagle FarmProfessional

Race 2: SEVEN THE WAYNE WILSON - LISTED - 1600m

14 June 2025 - 12:19

Track Rating: Good 4, Weather: Fine, Rail Position: +4m Entire

BRISBANE RACING CLUB

Section	Overall	1400m	1200m	1000m	800m	600m	400m	200m
Section Times	1:35.23 [7] (0:13.73)	1:21.50 [8] (0:11.03)	1:10.47 [7] (0:11.20)	0:59.27 [7] (0:11.41)	0:47.86 [7] (0:11.47)	0:36.39 [7] (0:11.47)	0:24.92 [4] (0:11.74)	0:13.18 [5] (0:13.18)
Average Speed [km/h]	52.6	65.5	64.5	63.7	63.0	63.0	61.3	54.5
Top Speed [km/h]	66.0	66.8	65.0	64.2	63.5	63.8	63.6	58.7
Avg. Dist. to Rail [m]	9.4	1.2	1.9	1.6	1.3	1.0	5.2	5.8
Avg. Stride Freq. [Hz]	2.3	2.4	2.3	2.4	2.3	2.4	2.4	2.2
Avg. Stride Length [m]	6.4	7.7	7.6	7.5	7.5	7.4	7.1	6.8

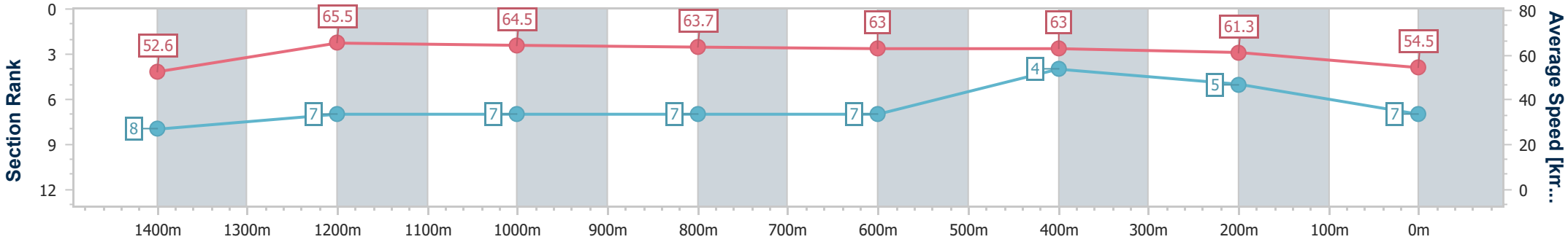

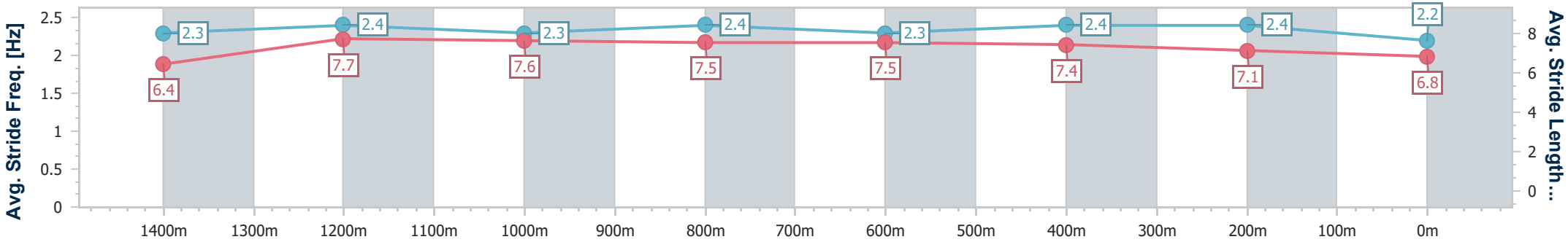

[ ]	Ranking at each section and finish
-:--.--	No data available at this section
NA	No data available

data processed by TRIPLESDATA

Horse/Jockey Name	Unspoken
Final Rank	8
Fastest Section Time (Section)	0:11.07 (1400m)
Top Speed [km/h] (Section)	66.2 (1400m)
Race State	Finished

Eagle FarmProfessional

Race 2: SEVEN THE WAYNE WILSON - LISTED - 1600m

14 June 2025 - 12:19

Track Rating: Good 4, Weather: Fine, Rail Position: +4m Entire

BRISBANE RACING CLUB

Section	Overall	1400m	1200m	1000m	800m	600m	400m	200m
Section Times	1:35.24 [8] (0:14.04)	1:21.20 [10] (0:11.07)	1:10.13 [9] (0:11.13)	0:59.00 [9] (0:11.34)	0:47.66 [9] (0:11.46)	0:36.20 [9] (0:11.64)	0:24.56 [10] (0:11.81)	0:12.75 [9] (0:12.75)
Average Speed [km/h]	51.6	65.0	64.8	63.9	62.9	62.4	60.9	56.5
Top Speed [km/h]	66.0	66.2	65.5	64.3	63.5	63.6	63.0	58.9
Avg. Dist. to Rail [m]	11.1	1.1	1.9	1.2	0.4	2.1	5.7	6.2
Avg. Stride Freq. [Hz]	2.2	2.3	2.3	2.3	2.3	2.3	2.3	2.2
Avg. Stride Length [m]	6.5	7.8	7.8	7.7	7.7	7.5	7.3	7.0

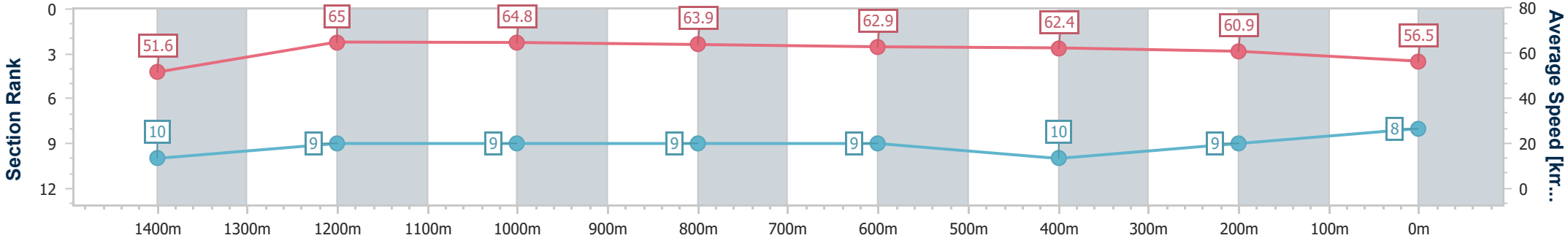

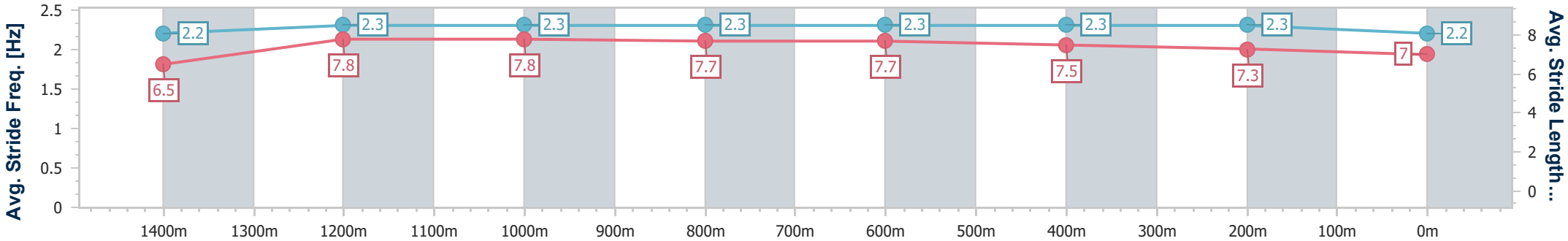

[ ]	Ranking at each section and finish
-:--.--	No data available at this section
NA	No data available

data processed by TRIPLESDATA

Horse/Jockey Name	Attractable
Final Rank	9
Fastest Section Time (Section)	0:10.64 (1400m)
Top Speed [km/h] (Section)	69.3 (1400m)
Race State	Finished

TAB

Eagle FarmProfessional

Race 2: SEVEN THE WAYNE WILSON - LISTED - 1600m

14 June 2025 - 12:19

Track Rating: Good 4, Weather: Fine, Rail Position: +4m Entire

BRISBANE RACING CLUB

Section	Overall	1400m	1200m	1000m	800m	600m	400m	200m
Section Times	1:36.03 [9] (0:13.11)	1:22.92 [1] (0:10.64)	1:12.28 [1] (0:11.06)	1:01.22 [1] (0:11.55)	0:49.67 [1] (0:11.58)	0:38.09 [1] (0:11.95)	0:26.14 [2] (0:12.41)	0:13.73 [7] (0:13.73)
Average Speed [km/h]	55.1	67.9	65.2	63.3	62.5	60.5	58.0	52.3
Top Speed [km/h]	68.8	69.3	66.9	64.3	63.8	61.7	59.6	56.1
Avg. Dist. to Rail [m]	8.1	3.4	3.0	2.8	1.9	0.7	2.7	3.4
Avg. Stride Freq. [Hz]	2.3	2.4	2.3	2.3	2.3	2.3	2.3	2.1
Avg. Stride Length [m]	6.5	7.9	7.8	7.6	7.6	7.3	7.1	6.8

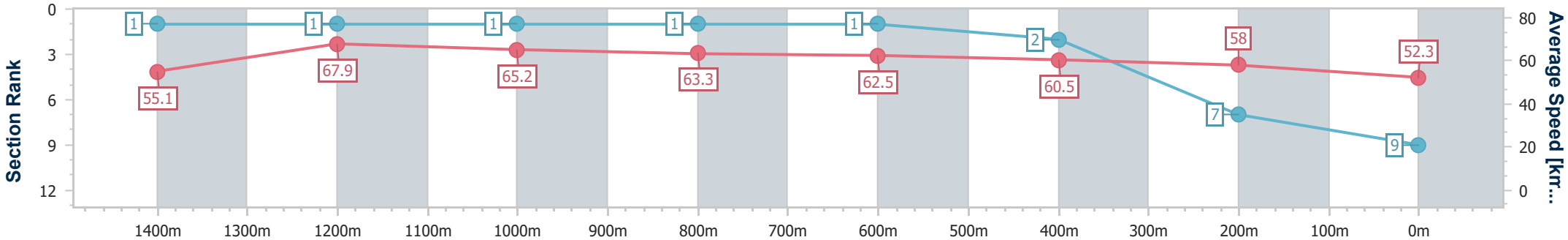

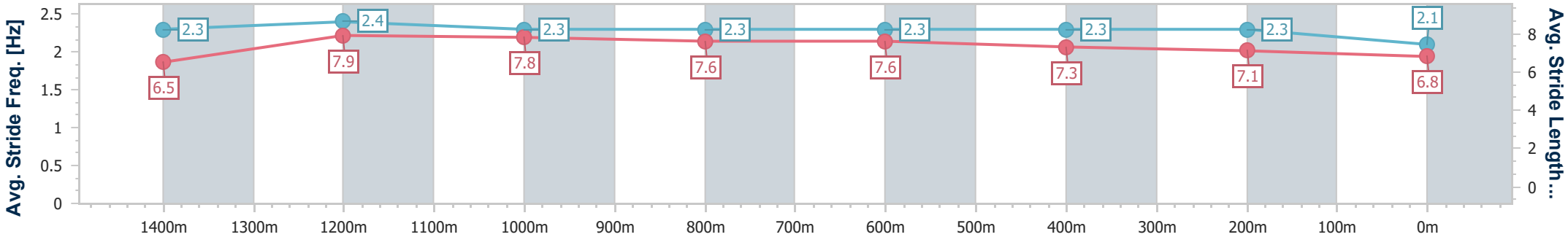

[ ]	Ranking at each section and finish
-:--.--	No data available at this section
NA	No data available

data processed by TRIPLESDATA

Horse/Jockey Name	Without Revenge
Final Rank	10
Fastest Section Time (Section)	0:10.60 (1400m)
Top Speed [km/h] (Section)	69.2 (1400m)
Race State	Finished

TAB

Eagle FarmProfessional

Race 2: SEVEN THE WAYNE WILSON - LISTED - 1600m

14 June 2025 - 12:19

Track Rating: Good 4, Weather: Fine, Rail Position: +4m Entire

BRISBANE RACING CLUB

Section	Overall	1400m	1200m	1000m	800m	600m	400m	200m
Section Times	1:39.11 [10] (0:13.29)	1:25.82 [3] (0:10.60)	1:15.22 [2] (0:10.95)	1:04.27 [2] (0:11.59)	0:52.68 [2] (0:11.81)	0:40.87 [3] (0:12.27)	0:28.60 [8] (0:13.45)	0:15.15 [10] (0:15.15)
Average Speed [km/h]	54.6	68.1	65.9	63.2	62.0	59.2	53.5	47.6
Top Speed [km/h]	67.4	69.2	67.2	64.3	62.6	60.1	58.0	49.5
Avg. Dist. to Rail [m]	10.0	5.1	5.3	3.4	3.0	2.3	4.2	4.0
Avg. Stride Freq. [Hz]	2.2	2.4	2.4	2.4	2.4	2.3	2.2	2.1
Avg. Stride Length [m]	6.7	7.7	7.8	7.4	7.3	7.2	6.9	6.4

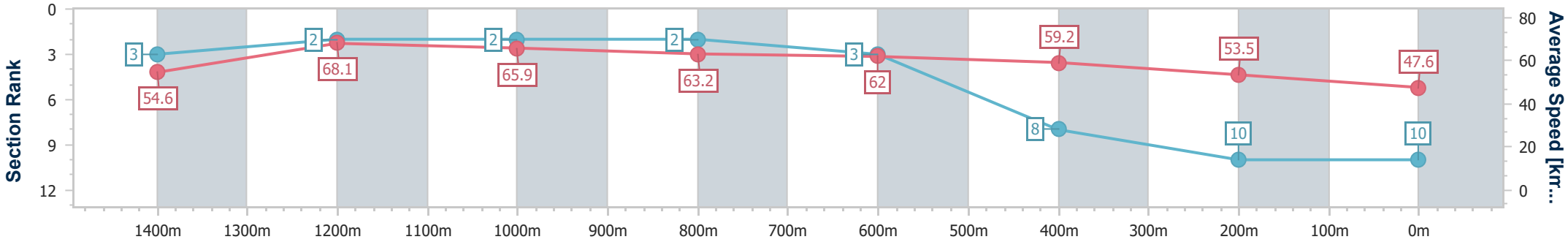

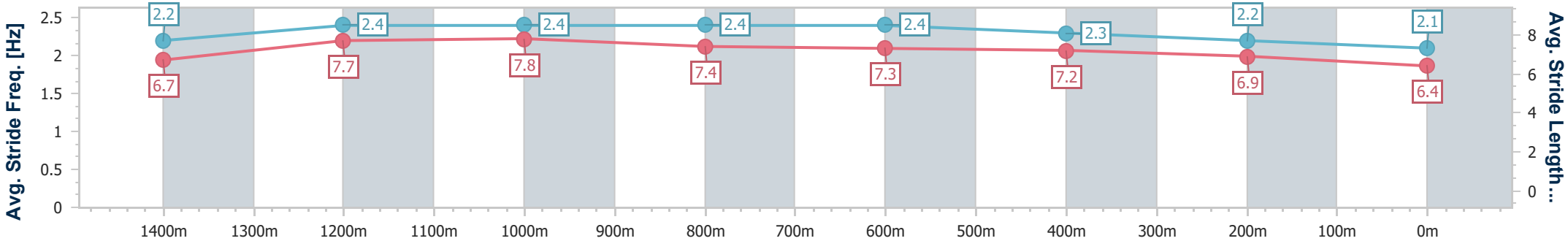

[ ]	Ranking at each section and finish
-:--.--	No data available at this section
NA	No data available

data processed by TRIPLESDATA

Eagle FarmProfessional

Race 3: XXXX BRISBANE CUP - GROUP 2 - 3200m

14 June 2025 - 12:54

BRISBANE RACING CLUB

Track Rating: Good 3, Weather: Fine, Rail Position: +4m Entire

Section	Overall	3000m	2800m	2600m	2400m	2200m	2000m	Last 600m
Field Times	3:22.89 (0:14.68)	3:08.21 (0:13.13)	2:55.08 (0:13.23)	2:41.85 (0:12.64)	2:29.21 (0:12.43)	2:16.78 (0:12.92)	2:03.86 (0:13.07)	0:34.68

Rank	TAB	Horse/Jockey	Barrier	Top Speed [km/h]	Fastest Section	Overall	3000m	2800m	2600m	2400m	2200m	2000m	Last 600m	Distance Travelled [m]
1	4	**CAMPALDINO**	3	65.9	0:11.32	3:22.89 [1]	3:07.98 [2]	2:55.01 [2]	2:41.84 [2]	2:29.18 [2]	2:16.59 [3]	2:03.61 [3]	0:34.68	
		Tim Clark		600m	600m	(0:14.91)	(0:12.97)	(0:13.17)	(0:12.66)	(0:12.59)	(0:12.98)	(0:13.12)		
2	3	**ETNA ROSSO**	5	66.6	0:11.15	3:23.10 [2]	3:07.91 [5]	2:54.88 [5]	2:41.65 [5]	2:28.93 [5]	2:16.37 [5]	2:03.34 [5]	0:34.43	+2
		James McDonald		600m	400m	(0:15.19)	(0:13.03)	(0:13.23)	(0:12.72)	(0:12.56)	(0:13.03)	(0:13.05)		
3	7	**MANZOICE**	2	64.4	0:11.42	3:23.60 [3]	3:08.65 [3]	2:55.59 [3]	2:42.33 [4]	2:29.58 [4]	2:17.19 [4]	2:04.27 [4]	0:35.19	-17
		Craig Williams		400m	400m	(0:14.95)	(0:13.06)	(0:13.26)	(0:12.75)	(0:12.39)	(0:12.92)	(0:13.09)		
4	9	**MR WATERVILLE**	4	63.2	0:11.60	3:23.83 [4]	3:08.47 [6]	2:55.46 [6]	2:42.10 [7]	2:29.33 [7]	2:16.82 [7]	2:03.71 [7]	0:35.39	-11
		Reece Jones		400m	400m	(0:15.36)	(0:13.01)	(0:13.36)	(0:12.77)	(0:12.51)	(0:13.11)	(0:12.81)		
5	8	**STRATHTAY**	11	64.6	0:11.40	3:23.86 [5]	3:08.36 [8]	2:55.20 [8]	2:41.96 [8]	2:29.20 [9]	2:16.77 [8]	2:03.58 [9]	0:35.03	+5
		Zac Lloyd		600m	400m	(0:15.50)	(0:13.16)	(0:13.24)	(0:12.76)	(0:12.43)	(0:13.19)	(0:13.01)		
6	5	**STAR VEGA**	7	66.1	0:11.33	3:23.87 [6]	3:08.11 [9]	2:55.09 [10]	2:41.86 [10]	2:29.08 [10]	2:16.69 [10]	2:03.50 [11]	0:34.67	-6
		Kyle Wilson-Taylor		400m	400m	(0:15.76)	(0:13.02)	(0:13.23)	(0:12.78)	(0:12.39)	(0:13.19)	(0:12.97)		
7	6	**TRUE MARVEL**	1	64.0	0:11.58	3:23.89 [7]	3:09.21 [1]	2:56.08 [1]	2:42.85 [1]	2:30.21 [1]	2:17.78 [1]	2:04.86 [1]	0:35.52	-18
		Jason Collett		600m	600m	(0:14.68)	(0:13.13)	(0:13.23)	(0:12.64)	(0:12.43)	(0:12.92)	(0:13.07)		
8	2	**NIKAU SPUR**	8	64.6	0:11.39	3:23.97 [8]	3:08.55 [7]	2:55.58 [7]	2:42.28 [6]	2:29.60 [6]	2:17.08 [6]	2:04.09 [6]	0:35.10	-21
		Nash Rawiller		600m	600m	(0:15.42)	(0:12.97)	(0:13.30)	(0:12.68)	(0:12.52)	(0:12.99)	(0:12.96)		
9	11	**SO DAZZLING**	9	64.1	0:11.50	3:24.21 [9]	3:08.45 [10]	2:55.48 [9]	2:42.28 [9]	2:29.59 [8]	2:17.04 [9]	2:04.01 [8]	0:35.12	-17
		Damien Thornton		600m	400m	(0:15.76)	(0:12.97)	(0:13.20)	(0:12.69)	(0:12.55)	(0:13.03)	(0:12.95)		
10	1	**ALEGRON**	10	64.7	0:11.54	3:24.36 [10]	3:08.34 [11]	2:55.36 [11]	2:42.10 [11]	2:29.41 [11]	2:17.06 [11]	2:04.01 [10]	0:35.32	+5
		Rachel King		600m	400m	(0:16.02)	(0:12.98)	(0:13.26)	(0:12.69)	(0:12.35)	(0:13.05)	(0:13.20)		

[ ]	Ranking at each section and finish	**SCN**	Saddle cloth number
-:--.--	No data available at this section	**DNF**	Did not finish
NA	No data available	**DNT**	Did not track

data processed by TRIPLESDATA

Eagle FarmProfessional

Race 3: XXXX BRISBANE CUP - GROUP 2 - 3200m

14 June 2025 - 12:54

BRISBANE RACING CLUB

Track Rating: Good 3, Weather: Fine, Rail Position: +4m Entire

Section	Overall	3000m	2800m	2600m	2400m	2200m	2000m	Last 600m
Field Times	3:22.89 (0:14.68)	3:08.21 (0:13.13)	2:55.08 (0:13.23)	2:41.85 (0:12.64)	2:29.21 (0:12.43)	2:16.78 (0:12.92)	2:03.86 (0:13.07)	0:34.68

Rank	TAB	Horse/Jockey	Barrier	Top Speed [km/h]	Fastest Section	Overall	3000m	2800m	2600m	2400m	2200m	2000m	Last 600m	Distance Travelled [m]
11	10	DILLIAN	6	63.0	0:11.69	3:24.40 [11]	3:09.24 [4]	2:56.35 [4]	2:43.21 [3]	2:30.67 [3]	2:18.19 [2]	2:05.21 [2]	0:36.00	-4
		Kerrin McEvoy		400m	400m	(0:15.16)	(0:12.89)	(0:13.14)	(0:12.54)	(0:12.48)	(0:12.98)	(0:13.09)		

[ ]	Ranking at each section and finish	**SCN**	Saddle cloth number
-:--.--	No data available at this section	**DNF**	Did not finish
NA	No data available	**DNT**	Did not track

data processed by TRIPLESDATA

Eagle FarmProfessional

Race 3: XXXX BRISBANE CUP - GROUP 2 - 3200m

14 June 2025 - 12:54

BRISBANE RACING CLUB

Track Rating: Good 3, Weather: Fine, Rail Position: +4m Entire

Section	1800m	1600m	1400m	1200m	1000m	800m	600m	Last 600m
Field Times	1:50.79 (0:13.07)	1:37.72 (0:12.96)	1:24.76 (0:12.78)	1:11.98 (0:12.72)	0:59.26 (0:12.59)	0:46.67 (0:11.99)	0:34.68 (0:11.32)	0:34.68

Rank	TAB	Horse/Jockey	Barrier	Top Speed [km/h]	Fastest Section	1800m	1600m	1400m	1200m	1000m	800m	600m	Last 600m	Distance Travelled [m]
1	4	CAMPALDINO	3	65.9	0:11.32	1:50.49 [3]	1:37.45 [4]	1:24.60 [3]	1:11.74 [3]	0:59.19 [2]	0:46.67 [1]	0:34.68 [1]	0:34.68	
		Tim Clark		600m	600m	(0:13.04)	(0:12.85)	(0:12.86)	(0:12.55)	(0:12.52)	(0:11.99)	(0:11.32)		
2	3	ETNA ROSSO	5	66.6	0:11.15	1:50.29 [5]	1:37.20 [6]	1:24.30 [6]	1:11.43 [6]	0:58.92 [6]	0:46.33 [6]	0:34.43 [6]	0:34.43	+2
		James McDonald		600m	400m	(0:13.09)	(0:12.90)	(0:12.87)	(0:12.51)	(0:12.59)	(0:11.90)	(0:11.28)		
3	7	MANZOICE	2	64.4	0:11.42	1:51.18 [4]	1:38.18 [3]	1:25.26 [4]	1:12.44 [4]	0:59.83 [4]	0:47.29 [4]	0:35.19 [4]	0:35.19	-17
		Craig Williams		400m	400m	(0:13.00)	(0:12.92)	(0:12.82)	(0:12.61)	(0:12.54)	(0:12.10)	(0:11.53)		
4	9	MR WATERVILLE	4	63.2	0:11.60	1:50.90 [7]	1:37.98 [5]	1:25.18 [5]	1:12.33 [5]	0:59.83 [5]	0:47.25 [5]	0:35.39 [5]	0:35.39	-11
		Reece Jones		400m	400m	(0:12.92)	(0:12.80)	(0:12.85)	(0:12.50)	(0:12.58)	(0:11.86)	(0:11.70)		
5	8	STRATHTAY	11	64.6	0:11.40	1:50.57 [9]	1:37.47 [9]	1:24.62 [9]	1:11.98 [8]	0:59.48 [8]	0:46.98 [8]	0:35.03 [7]	0:35.03	+5
		Zac Lloyd		600m	400m	(0:13.10)	(0:12.85)	(0:12.64)	(0:12.50)	(0:12.50)	(0:11.95)	(0:11.52)		
6	5	STAR VEGA	7	66.1	0:11.33	1:50.53 [10]	1:37.32 [10]	1:24.40 [10]	1:11.57 [10]	0:59.08 [11]	0:46.55 [11]	0:34.67 [11]	0:34.67	-6
		Kyle Wilson-Taylor		400m	400m	(0:13.21)	(0:12.92)	(0:12.83)	(0:12.49)	(0:12.53)	(0:11.88)	(0:11.42)		
7	6	TRUE MARVEL	1	64.0	0:11.58	1:51.79 [1]	1:38.72 [1]	1:25.76 [1]	1:12.98 [1]	1:00.26 [1]	0:47.62 [2]	0:35.52 [2]	0:35.52	-18
		Jason Collett		600m	600m	(0:13.07)	(0:12.96)	(0:12.78)	(0:12.72)	(0:12.64)	(0:12.10)	(0:11.58)		
8	2	NIKAU SPUR	8	64.6	0:11.39	1:51.13 [6]	1:38.06 [7]	1:25.14 [7]	1:12.24 [7]	0:59.59 [7]	0:47.15 [7]	0:35.10 [8]	0:35.10	-21
		Nash Rawiller		600m	600m	(0:13.07)	(0:12.92)	(0:12.90)	(0:12.65)	(0:12.44)	(0:12.05)	(0:11.39)		
9	11	SO DAZZLING	9	64.1	0:11.50	1:51.06 [8]	1:37.92 [8]	1:24.98 [8]	1:12.08 [9]	0:59.51 [10]	0:47.01 [10]	0:35.12 [10]	0:35.12	-17
		Damien Thornton		600m	400m	(0:13.14)	(0:12.94)	(0:12.90)	(0:12.57)	(0:12.50)	(0:11.89)	(0:11.51)		
10	1	ALEGRON	10	64.7	0:11.54	1:50.81 [11]	1:37.59 [11]	1:24.64 [11]	1:11.82 [11]	0:59.81 [9]	0:47.34 [9]	0:35.32 [9]	0:35.32	+5
		Rachel King		600m	400m	(0:13.22)	(0:12.95)	(0:12.82)	(0:12.01)	(0:12.47)	(0:12.02)	(0:11.57)		

Report Created: Sat 14 June 2025 13:48 GMT+10 (Note: Timing is based on position data)

[ ]	Ranking at each section and finish	**SCN**	Saddle cloth number
-:--.--	No data available at this section	**DNF**	Did not finish
NA	No data available	**DNT**	Did not track

data processed by TRIPLESDATA

Eagle FarmProfessional

Race 3: XXXX BRISBANE CUP - GROUP 2 - 3200m

14 June 2025 - 12:54

BRISBANE RACING CLUB

Track Rating: Good 3, Weather: Fine, Rail Position: +4m Entire

Section	1800m	1600m	1400m	1200m	1000m	800m	600m	Last 600m
Field Times	1:50.79 (0:13.07)	1:37.72 (0:12.96)	1:24.76 (0:12.78)	1:11.98 (0:12.72)	0:59.26 (0:12.59)	0:46.67 (0:11.99)	0:34.68 (0:11.32)	0:34.68

Rank	TAB	Horse/Jockey	Barrier	Top Speed [km/h]	Fastest Section	1800m	1600m	1400m	1200m	1000m	800m	600m	Last 600m	Distance Travelled [m]
11	10	DILLIAN	6	63.0	0:11.69	1:52.12 [2]	1:39.05 [2]	1:26.11 [2]	1:13.33 [2]	1:00.69 [3]	0:48.13 [3]	0:36.00 [3]	0:36.00	-4
		Kerrin McEvoy		400m	400m	(0:13.07)	(0:12.94)	(0:12.78)	(0:12.64)	(0:12.56)	(0:12.13)	(0:11.90)		

[ ]	Ranking at each section and finish	**SCN**	Saddle cloth number
-:--.--	No data available at this section	**DNF**	Did not finish
NA	No data available	**DNT**	Did not track

data processed by TRIPLESDATA

Eagle FarmProfessional

Race 3: XXXX BRISBANE CUP - GROUP 2 - 3200m

14 June 2025 - 12:54

BRISBANE RACING CLUB

Track Rating: Good 3, Weather: Fine, Rail Position: +4m Entire

Section	400m	200m	Last 600m
Field Times	0:23.36 (0:11.33)	0:12.03 (0:12.03)	0:34.68

Rank	TAB	Horse/Jockey	Barrier	Top Speed [km/h]	Fastest Section	400m	200m	Margin	Last 600m	Distance Travelled [m]
1	4	**CAMPALDINO**	3	65.9	0:11.32	0:23.36 [1]	0:12.03 [1]	3:22.89	0:34.68	
		Tim Clark		600m	600m	(0:11.33)	(0:12.03)			
2	3	**ETNA ROSSO**	5	66.6	0:11.15	0:23.15 [4]	0:12.00 [2]	1.26L	0:34.43	+2
		James McDonald		600m	400m	(0:11.15)	(0:12.00)			
3	7	**MANZOICE**	2	64.4	0:11.42	0:23.66 [2]	0:12.24 [3]	4.18L	0:35.19	-17
		Craig Williams		400m	400m	(0:11.42)	(0:12.24)			
4	9	**MR WATERVILLE**	4	63.2	0:11.60	0:23.69 [5]	0:12.09 [5]	5.51L	0:35.39	-11
		Reece Jones		400m	400m	(0:11.60)	(0:12.09)			
5	8	**STRATHTAY**	11	64.6	0:11.40	0:23.51 [8]	0:12.11 [6]	5.73L	0:35.03	+5
		Zac Lloyd		600m	400m	(0:11.40)	(0:12.11)			
6	5	**STAR VEGA**	7	66.1	0:11.33	0:23.25 [11]	0:11.92 [8]	5.74L	0:34.67	-6
		Kyle Wilson-Taylor		400m	400m	(0:11.33)	(0:11.92)			
7	6	**TRUE MARVEL**	1	64.0	0:11.58	0:23.94 [3]	0:12.21 [4]	5.91L	0:35.52	-18
		Jason Collett		600m	600m	(0:11.73)	(0:12.21)			
8	2	**NIKAU SPUR**	8	64.6	0:11.39	0:23.71 [6]	0:12.20 [7]	6.34L	0:35.10	-21
		Nash Rawiller		600m	600m	(0:11.51)	(0:12.20)			
9	11	**SO DAZZLING**	9	64.1	0:11.50	0:23.61 [9]	0:12.11 [10]	7.77L	0:35.12	-17
		Damien Thornton		600m	400m	(0:11.50)	(0:12.11)			
10	1	**ALEGRON**	10	64.7	0:11.54	0:23.75 [10]	0:12.21 [11]	8.67L	0:35.32	+5
		Rachel King		600m	400m	(0:11.54)	(0:12.21)			

[ ]	Ranking at each section and finish	**SCN**	Saddle cloth number
-:--.--	No data available at this section	**DNF**	Did not finish
NA	No data available	**DNT**	Did not track

data processed by TRIPLESDATA

Eagle FarmProfessional

Race 3: XXXX BRISBANE CUP - GROUP 2 - 3200m

14 June 2025 - 12:54

BRISBANE RACING CLUB

Track Rating: Good 3, Weather: Fine, Rail Position: +4m Entire

Section	400m	200m	Last 600m
Field Times	0:23.36 (0:11.33)	0:12.03 (0:12.03)	0:34.68

Rank	TAB	Horse/Jockey	Barrier	Top Speed [km/h]	Fastest Section			Margin		Distance Travelled [m]
11	10	DILLIAN	6	63.0	0:11.69	0:24.10 [7]	0:12.41 [9]	8.9L	0:36.00	-4
		Kerrin McEvoy		400m	400m	(0:11.69)	(0:12.41)			

[ ]	Ranking at each section and finish	**SCN**	Saddle cloth number
-:--.--	No data available at this section	**DNF**	Did not finish
NA	No data available	**DNT**	Did not track

data processed by TRIPLESDATA

Horse/Jockey Name	Campaldino
Final Rank	1
Fastest Section Time (Section)	0:11.32 (600m)
Top Speed [km/h] (Section)	65.9 (600m)
Race State	Finished

TAB

Eagle FarmProfessional

Race 3: XXXX BRISBANE CUP - GROUP 2 - 3200m

14 June 2025 - 12:54

Track Rating: Good 3, Weather: Fine, Rail Position: +4m Entire

BRISBANE RACING CLUB

Section	2600m	2400m	2200m	2000m	1800m	1600m	1400m	1200m	1000m	800m	600m	400m	200m
Section Times	2:41.84 [2] (0:12.66)	2:29.18 [2] (0:12.59)	2:16.59 [3] (0:12.98)	2:03.61 [3] (0:13.12)	1:50.49 [3] (0:13.04)	1:37.45 [4] (0:12.85)	1:24.60 [3] (0:12.86)	1:11.74 [3] (0:12.55)	0:59.19 [2] (0:12.52)	0:46.67 [1] (0:11.99)	0:34.68 [1] (0:11.32)	0:23.36 [1] (0:11.33)	0:12.03 [1] (0:12.03)
Average Speed [km/h]	57.2	57.2	55.4	55.1	55.8	56.5	56.4	57.5	58.7	61.5	64.5	63.7	60.1
Top Speed [km/h]	58.5	58.5	56.7	56.1	56.3	56.9	57.2	58.0	61.0	62.7	65.9	65.3	62.7
Avg. Dist. to Rail [m]	1.7	1.4	1.5	1.0	2.0	2.6	2.9	4.1	4.7	5.0	3.3	0.9	1.9
Avg. Stride Freq. [Hz]	2.2	2.1	2.1	2.1	2.0	2.0	2.1	2.1	2.1	2.2	2.4	2.4	2.3
Avg. Stride Length [m]	7.3	7.5	7.4	7.5	7.6	7.6	7.6	7.6	7.7	7.5	7.3	7.5	7.2

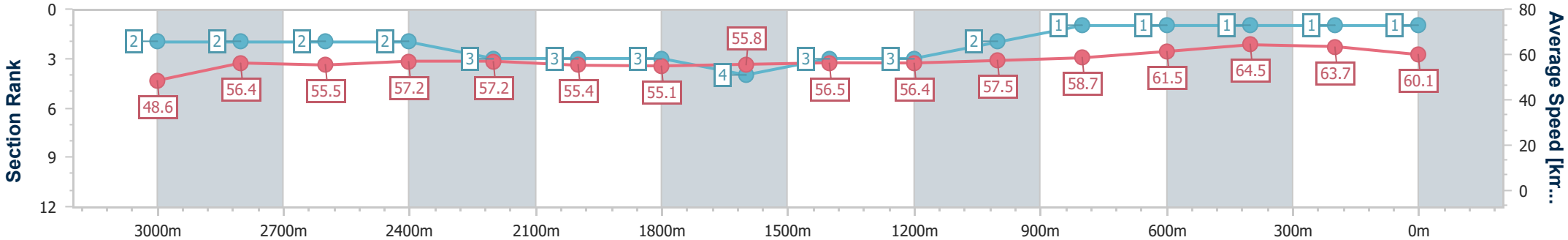

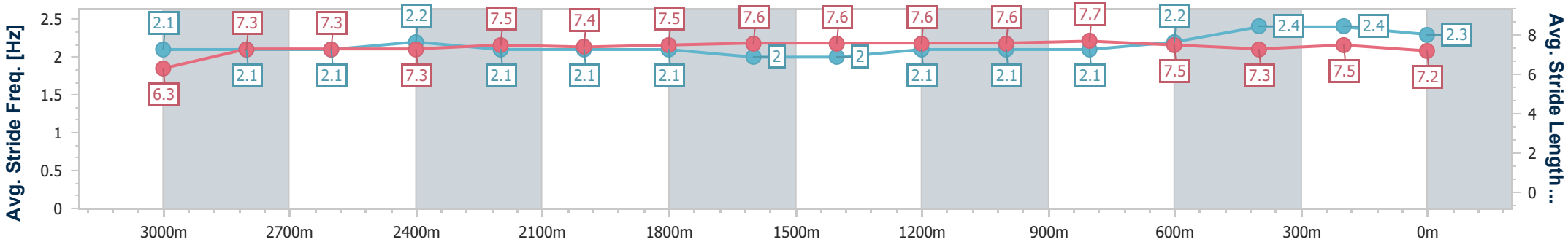

[ ]	Ranking at each section and finish
-:--.--	No data available at this section
NA	No data available

data processed by TRIPLESDATA

Horse/Jockey Name	Etna Rosso
Final Rank	2
Fastest Section Time (Section)	0:11.15 (400m)
Top Speed [km/h] (Section)	66.6 (600m)
Race State	Finished

TAB

Eagle FarmProfessional

Race 3: XXXX BRISBANE CUP - GROUP 2 - 3200m

14 June 2025 - 12:54

Track Rating: Good 3, Weather: Fine, Rail Position: +4m Entire

BRISBANE RACING CLUB

Section	2600m	2400m	2200m	2000m	1800m	1600m	1400m	1200m	1000m	800m	600m	400m	200m
Section Times	2:41.65 [5] (0:12.72)	2:28.93 [5] (0:12.56)	2:16.37 [5] (0:13.03)	2:03.34 [5] (0:13.05)	1:50.29 [5] (0:13.09)	1:37.20 [6] (0:12.90)	1:24.30 [6] (0:12.87)	1:11.43 [6] (0:12.51)	0:58.92 [6] (0:12.59)	0:46.33 [6] (0:11.90)	0:34.43 [6] (0:11.28)	0:23.15 [4] (0:11.15)	0:12.00 [2] (0:12.00)
Average Speed [km/h]	56.8	57.3	55.2	55.3	56.1	56.6	56.2	57.8	58.8	61.6	64.5	64.6	60.4
Top Speed [km/h]	58.4	58.7	56.1	56.3	56.8	57.4	57.1	58.5	60.5	63.3	66.6	66.5	62.4
Avg. Dist. to Rail [m]	1.0	0.3	0.3	1.0	3.6	4.7	5.1	5.6	5.2	3.9	2.4	1.9	2.7
Avg. Stride Freq. [Hz]	2.1	2.1	2.0	2.0	2.0	2.0	2.0	2.0	2.1	2.1	2.2	2.3	2.2
Avg. Stride Length [m]	7.6	7.7	7.5	7.6	7.7	7.9	7.8	7.9	8.0	8.0	8.0	7.8	7.7

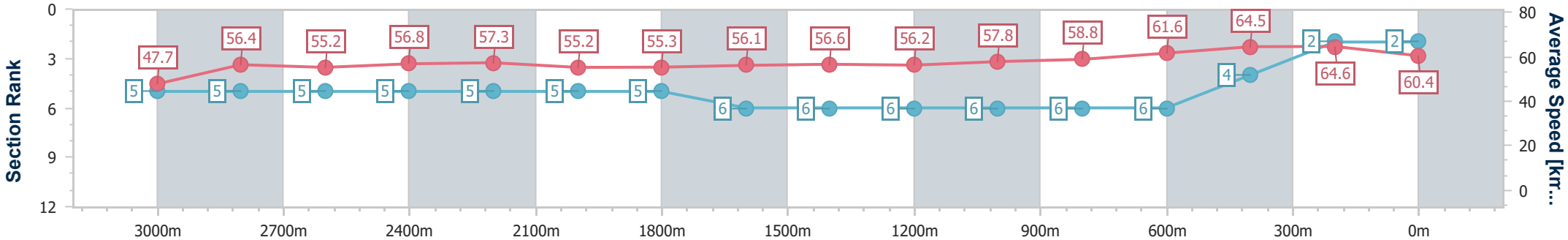

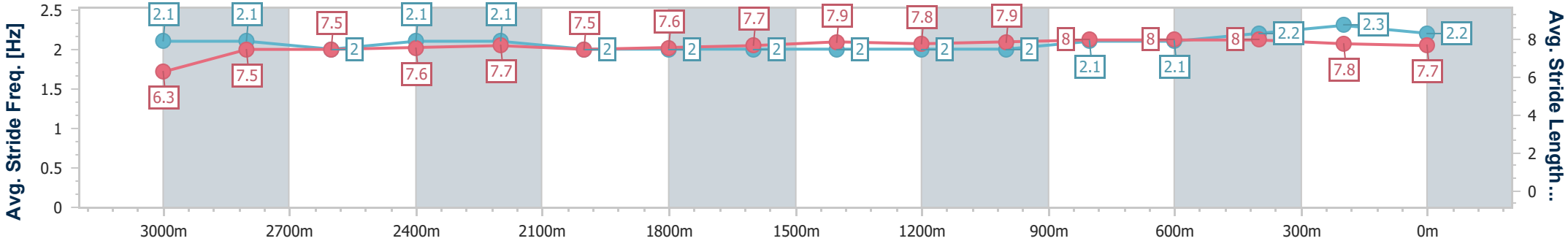

[ ]	Ranking at each section and finish
-:--.--	No data available at this section
NA	No data available

data processed by TRIPLESDATA

Horse/Jockey Name	Manzoice
Final Rank	3
Fastest Section Time (Section)	0:11.42 (400m)
Top Speed [km/h] (Section)	64.4 (400m)
Race State	Finished

TAB

Eagle FarmProfessional

Race 3: XXXX BRISBANE CUP - GROUP 2 - 3200m

14 June 2025 - 12:54

Track Rating: Good 3, Weather: Fine, Rail Position: +4m Entire

BRISBANE RACING CLUB

Section	2600m	2400m	2200m	2000m	1800m	1600m	1400m	1200m	1000m	800m	600m	400m	200m
Section Times	2:42.33 [4] (0:12.75)	2:29.58 [4] (0:12.39)	2:17.19 [4] (0:12.92)	2:04.27 [4] (0:13.09)	1:51.18 [4] (0:13.00)	1:38.18 [3] (0:12.92)	1:25.26 [4] (0:12.82)	1:12.44 [4] (0:12.61)	0:59.83 [4] (0:12.54)	0:47.29 [4] (0:12.10)	0:35.19 [4] (0:11.53)	0:23.66 [2] (0:11.42)	0:12.24 [3] (0:12.24)
Average Speed [km/h]	56.4	58.2	55.7	55.1	55.4	56.0	56.3	57.2	58.2	59.7	62.3	63.0	59.2
Top Speed [km/h]	58.2	59.5	57.4	55.6	56.2	57.1	57.0	57.7	59.7	60.8	64.4	64.4	61.6
Avg. Dist. to Rail [m]	0.3	0.1	0.2	0.6	1.0	1.7	1.8	2.3	2.2	0.9	0.3	0.4	0.6
Avg. Stride Freq. [Hz]	2.1	2.1	2.1	2.0	2.0	2.0	2.0	2.0	2.1	2.1	2.2	2.3	2.1
Avg. Stride Length [m]	7.5	7.7	7.5	7.6	7.5	7.8	7.7	7.8	7.7	7.8	7.8	7.7	7.6

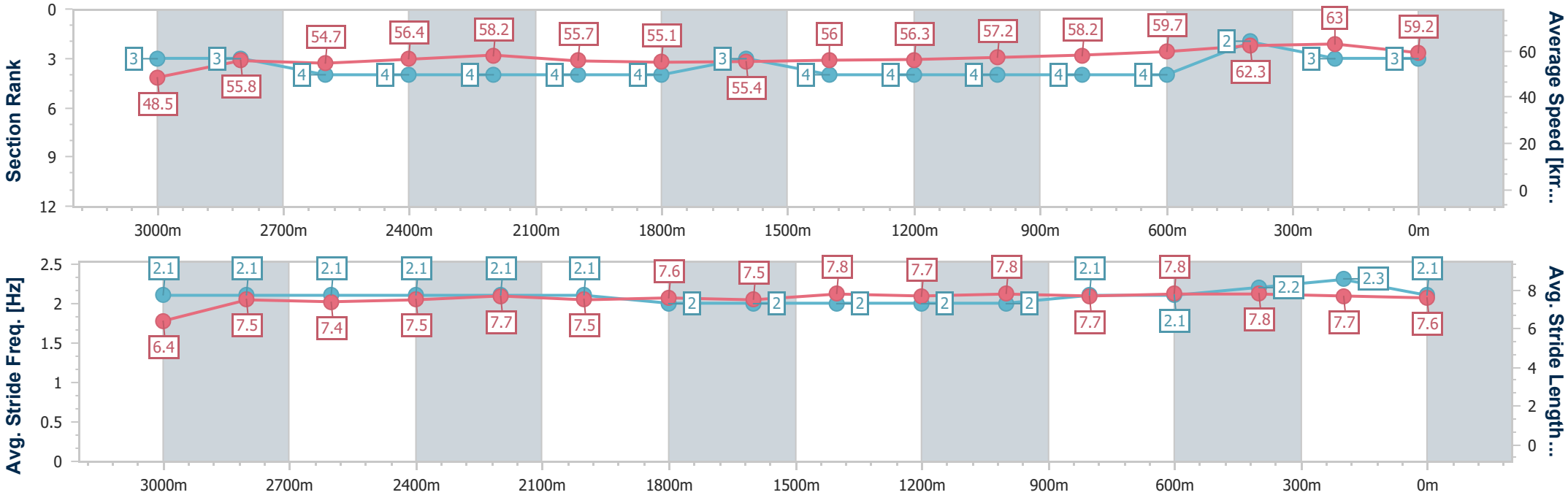

[ ]	Ranking at each section and finish
-:--.--	No data available at this section
NA	No data available

data processed by TRIPLESDATA

Horse/Jockey Name	Mr Waterville
Final Rank	4
Fastest Section Time (Section)	0:11.60 (400m)
Top Speed [km/h] (Section)	63.2 (400m)
Race State	Finished

TAB

Eagle FarmProfessional

Race 3: XXXX BRISBANE CUP - GROUP 2 - 3200m

14 June 2025 - 12:54

Track Rating: Good 3, Weather: Fine, Rail Position: +4m Entire

BRISBANE RACING CLUB

Section	2600m	2400m	2200m	2000m	1800m	1600m	1400m	1200m	1000m	800m	600m	400m	200m
Section Times	2:42.10 [7] (0:12.77)	2:29.33 [7] (0:12.51)	2:16.82 [7] (0:13.11)	2:03.71 [7] (0:12.81)	1:50.90 [7] (0:12.92)	1:37.98 [5] (0:12.80)	1:25.18 [5] (0:12.85)	1:12.33 [5] (0:12.50)	0:59.83 [5] (0:12.58)	0:47.25 [5] (0:11.86)	0:35.39 [5] (0:11.70)	0:23.69 [5] (0:11.60)	0:12.09 [5] (0:12.09)
Average Speed [km/h]	56.4	57.7	54.8	55.9	55.7	56.5	56.2	57.8	58.5	61.6	61.5	62.1	60.1
Top Speed [km/h]	57.9	58.4	56.5	57.1	57.3	57.3	57.0	58.5	60.6	62.7	62.7	63.2	60.3
Avg. Dist. to Rail [m]	0.6	0.2	0.2	1.4	0.6	2.0	2.7	3.7	4.3	3.6	1.2	1.4	0.6
Avg. Stride Freq. [Hz]	2.2	2.2	2.2	2.2	2.1	2.1	2.1	2.2	2.2	2.3	2.3	2.3	2.3
Avg. Stride Length [m]	7.1	7.3	7.1	7.1	7.2	7.3	7.2	7.4	7.5	7.5	7.4	7.3	7.1

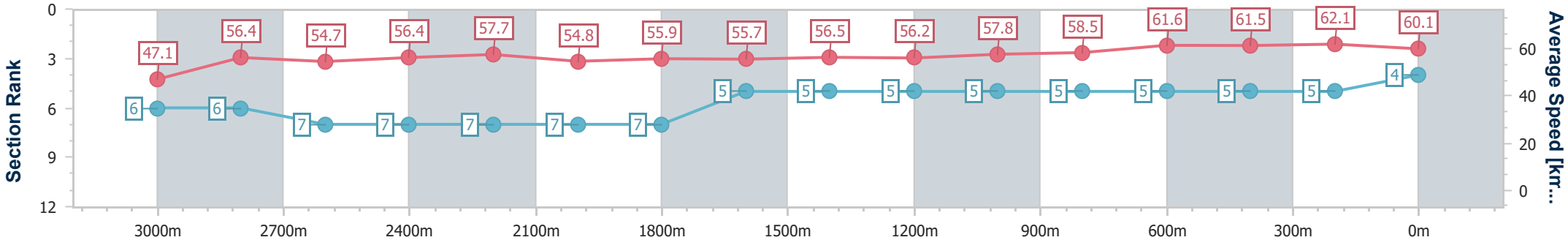

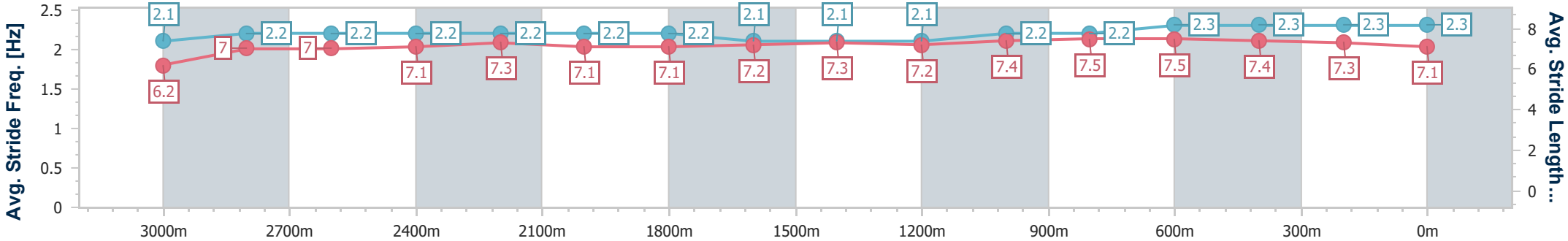

[ ]	Ranking at each section and finish
-:--.--	No data available at this section
NA	No data available

data processed by TRIPLESDATA

Horse/Jockey Name	Strathtay
Final Rank	5
Fastest Section Time (Section)	0:11.40 (400m)
Top Speed [km/h] (Section)	64.6 (600m)
Race State	Finished

TAB

Eagle FarmProfessional

Race 3: XXXX BRISBANE CUP - GROUP 2 - 3200m

14 June 2025 - 12:54

Track Rating: Good 3, Weather: Fine, Rail Position: +4m Entire

BRISBANE RACING CLUB

Section	2600m	2400m	2200m	2000m	1800m	1600m	1400m	1200m	1000m	800m	600m	400m	200m
Section Times	2:41.96 [8] (0:12.76)	2:29.20 [9] (0:12.43)	2:16.77 [8] (0:13.19)	2:03.58 [9] (0:13.01)	1:50.57 [9] (0:13.10)	1:37.47 [9] (0:12.85)	1:24.62 [9] (0:12.64)	1:11.98 [8] (0:12.50)	0:59.48 [8] (0:12.50)	0:46.98 [8] (0:11.95)	0:35.03 [7] (0:11.52)	0:23.51 [8] (0:11.40)	0:12.11 [6] (0:12.11)
Average Speed [km/h]	57.0	57.9	54.7	55.9	56.0	56.7	57.1	57.9	58.8	61.6	63.4	63.2	59.8
Top Speed [km/h]	58.2	58.6	56.8	57.0	57.5	57.5	58.1	58.0	61.0	62.2	64.6	64.5	61.1
Avg. Dist. to Rail [m]	2.4	1.6	1.8	1.9	3.2	3.5	3.8	4.6	4.6	4.3	3.0	2.8	4.2
Avg. Stride Freq. [Hz]	2.1	2.1	2.1	2.1	2.1	2.1	2.1	2.1	2.1	2.2	2.2	2.3	2.2
Avg. Stride Length [m]	7.5	7.6	7.4	7.4	7.6	7.7	7.7	7.7	7.7	7.9	7.9	7.7	7.4

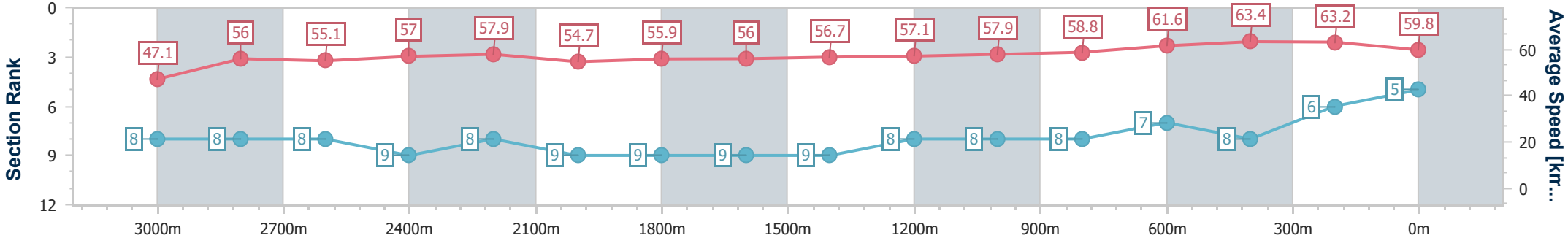

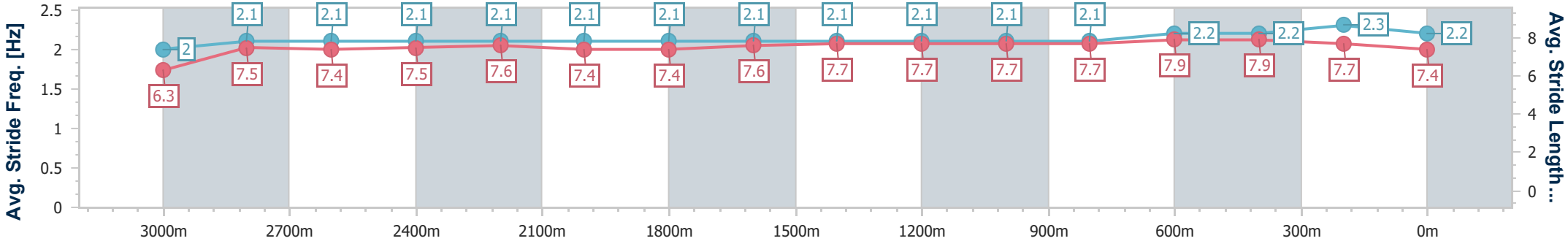

[ ]	Ranking at each section and finish
-:--.--	No data available at this section
NA	No data available

data processed by TRIPLESDATA

Horse/Jockey Name	Star Vega
Final Rank	6
Fastest Section Time (Section)	0:11.33 (400m)
Top Speed [km/h] (Section)	66.1 (400m)
Race State	Finished

TAB

Eagle FarmProfessional

Race 3: XXXX BRISBANE CUP - GROUP 2 - 3200m

14 June 2025 - 12:54

Track Rating: Good 3, Weather: Fine, Rail Position: +4m Entire

BRISBANE RACING CLUB

Section	2600m	2400m	2200m	2000m	1800m	1600m	1400m	1200m	1000m	800m	600m	400m	200m
Section Times	2:41.86 [10] (0:12.78)	2:29.08 [10] (0:12.39)	2:16.69 [10] (0:13.19)	2:03.50 [11] (0:12.97)	1:50.53 [10] (0:13.21)	1:37.32 [10] (0:12.92)	1:24.40 [10] (0:12.83)	1:11.57 [10] (0:12.49)	0:59.08 [11] (0:12.53)	0:46.55 [11] (0:11.88)	0:34.67 [11] (0:11.42)	0:23.25 [11] (0:11.33)	0:11.92 [8] (0:11.92)
Average Speed [km/h]	56.4	57.9	54.7	55.4	55.1	56.2	56.2	58.0	58.7	61.7	64.0	63.7	60.5
Top Speed [km/h]	58.5	58.9	55.8	56.4	57.0	57.0	57.0	58.8	61.2	63.0	65.3	66.1	62.5
Avg. Dist. to Rail [m]	0.6	0.2	0.2	0.7	2.0	2.8	3.3	4.0	4.5	4.5	3.1	3.4	4.6
Avg. Stride Freq. [Hz]	2.2	2.2	2.1	2.1	2.1	2.1	2.1	2.1	2.2	2.2	2.3	2.4	2.3
Avg. Stride Length [m]	7.1	7.3	7.2	7.3	7.2	7.4	7.5	7.6	7.5	7.7	7.6	7.5	7.2

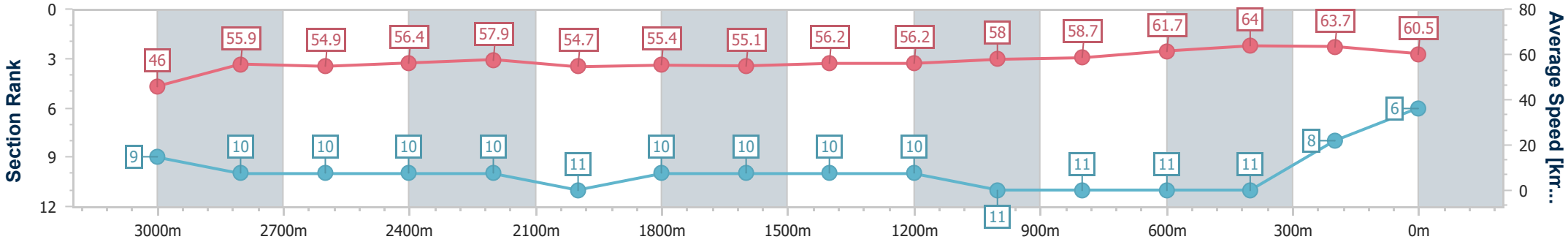

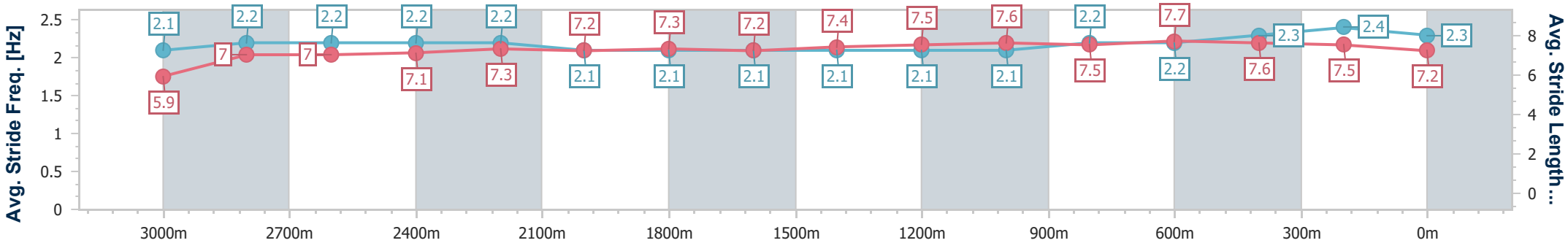

[ ]	Ranking at each section and finish
-:--.--	No data available at this section
NA	No data available

data processed by TRIPLESDATA

Horse/Jockey Name	True Marvel
Final Rank	7
Fastest Section Time (Section)	0:11.58 (600m)
Top Speed [km/h] (Section)	64.0 (600m)
Race State	Finished

TAB

Eagle FarmProfessional

Race 3: XXXX BRISBANE CUP - GROUP 2 - 3200m

14 June 2025 - 12:54

Track Rating: Good 3, Weather: Fine, Rail Position: +4m Entire

BRISBANE RACING CLUB

Section	2600m	2400m	2200m	2000m	1800m	1600m	1400m	1200m	1000m	800m	600m	400m	200m
Section Times	2:42.85 [1] (0:12.64)	2:30.21 [1] (0:12.43)	2:17.78 [1] (0:12.92)	2:04.86 [1] (0:13.07)	1:51.79 [1] (0:13.07)	1:38.72 [1] (0:12.96)	1:25.76 [1] (0:12.78)	1:12.98 [1] (0:12.72)	1:00.26 [1] (0:12.64)	0:47.62 [2] (0:12.10)	0:35.52 [2] (0:11.58)	0:23.94 [3] (0:11.73)	0:12.21 [4] (0:12.21)
Average Speed [km/h]	56.9	57.8	55.8	55.1	55.6	56.1	56.3	56.7	57.6	59.8	62.1	61.3	59.1
Top Speed [km/h]	58.7	59.1	56.9	55.9	56.2	58.5	57.3	57.7	58.2	61.1	64.0	64.0	60.7
Avg. Dist. to Rail [m]	0.9	0.9	0.3	0.8	1.9	2.2	1.9	2.5	1.8	1.4	0.7	0.4	1.7
Avg. Stride Freq. [Hz]	2.2	2.2	2.2	2.2	2.2	2.1	2.1	2.2	2.2	2.3	2.4	2.3	2.3
Avg. Stride Length [m]	7.1	7.2	7.1	7.1	7.2	7.4	7.3	7.3	7.2	7.3	7.3	7.3	7.1

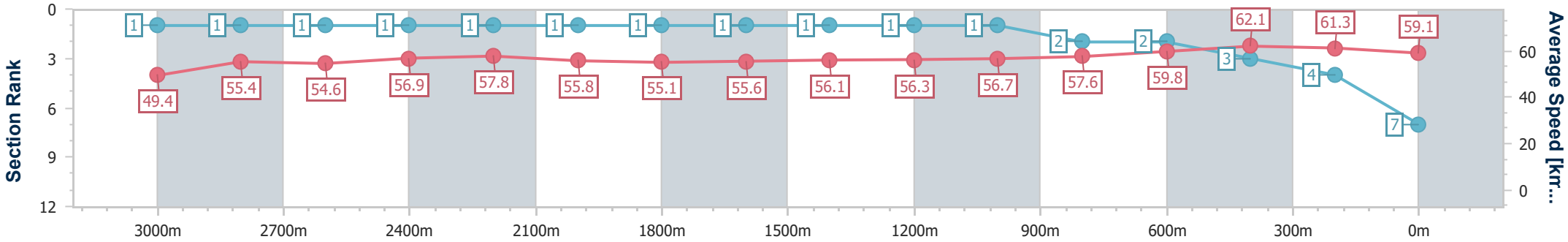

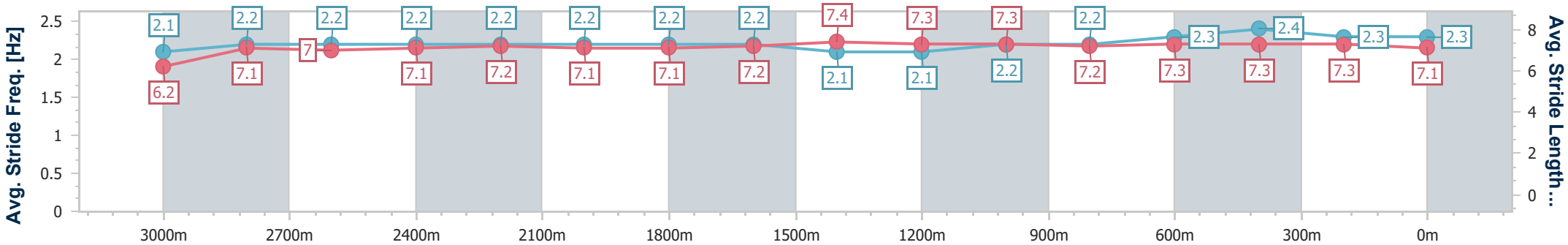

[ ]	Ranking at each section and finish
-:--.--	No data available at this section
NA	No data available

data processed by TRIPLESDATA

Horse/Jockey Name	Nikau Spur
Final Rank	8
Fastest Section Time (Section)	0:11.39 (600m)
Top Speed [km/h] (Section)	64.6 (600m)
Race State	Finished

TAB

Eagle FarmProfessional

Race 3: XXXX BRISBANE CUP - GROUP 2 - 3200m

14 June 2025 - 12:54

Track Rating: Good 3, Weather: Fine, Rail Position: +4m Entire

BRISBANE RACING CLUB

Section	2600m	2400m	2200m	2000m	1800m	1600m	1400m	1200m	1000m	800m	600m	400m	200m
Section Times	2:42.28 [6] (0:12.68)	2:29.60 [6] (0:12.52)	2:17.08 [6] (0:12.99)	2:04.09 [6] (0:12.96)	1:51.13 [6] (0:13.07)	1:38.06 [7] (0:12.92)	1:25.14 [7] (0:12.90)	1:12.24 [7] (0:12.65)	0:59.59 [7] (0:12.44)	0:47.15 [7] (0:12.05)	0:35.10 [8] (0:11.39)	0:23.71 [6] (0:11.51)	0:12.20 [7] (0:12.20)
Average Speed [km/h]	56.8	57.5	55.3	55.2	55.2	56.3	55.8	57.1	58.5	60.0	62.9	62.7	58.9
Top Speed [km/h]	58.5	58.2	56.8	56.2	56.3	56.8	56.8	58.1	60.9	61.6	64.6	64.5	60.8
Avg. Dist. to Rail [m]	0.2	0.4	0.4	1.6	0.9	2.1	2.2	2.4	1.9	1.6	1.2	0.5	2.5
Avg. Stride Freq. [Hz]	2.3	2.2	2.2	2.2	2.2	2.2	2.2	2.2	2.3	2.3	2.4	2.4	2.3
Avg. Stride Length [m]	7.0	7.1	7.0	6.9	6.9	7.1	7.0	7.1	7.2	7.2	7.3	7.2	7.0

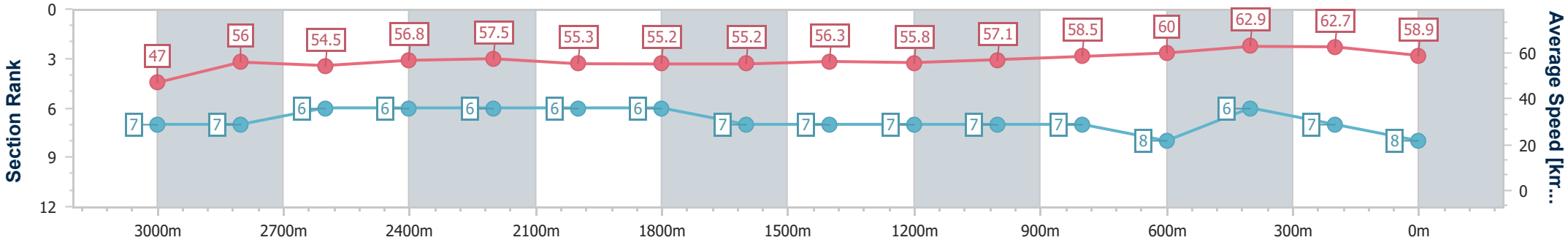

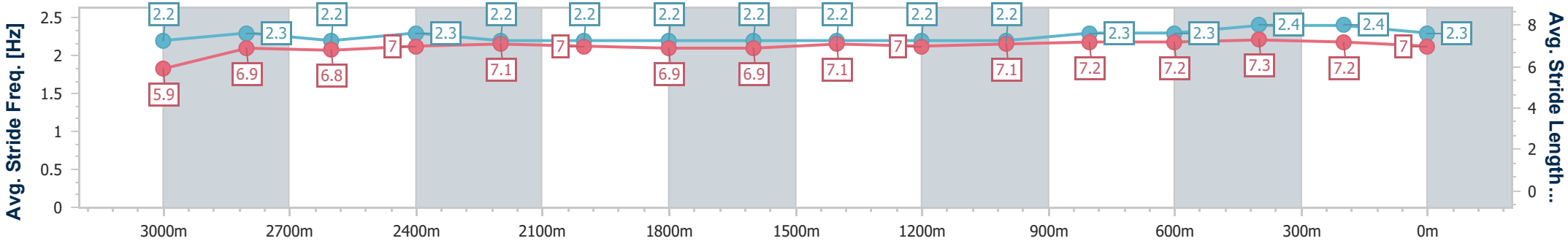

[ ]	Ranking at each section and finish
-:--.--	No data available at this section
NA	No data available

data processed by TRIPLESDATA

Horse/Jockey Name	So Dazzling
Final Rank	9
Fastest Section Time (Section)	0:11.50 (400m)
Top Speed [km/h] (Section)	64.1 (600m)
Race State	Finished

TAB

Eagle FarmProfessional

Race 3: XXXX BRISBANE CUP - GROUP 2 - 3200m

14 June 2025 - 12:54

Track Rating: Good 3, Weather: Fine, Rail Position: +4m Entire

BRISBANE RACING CLUB

Section	2600m	2400m	2200m	2000m	1800m	1600m	1400m	1200m	1000m	800m	600m	400m	200m
Section Times	2:42.28 [9] (0:12.69)	2:29.59 [8] (0:12.55)	2:17.04 [9] (0:13.03)	2:04.01 [8] (0:12.95)	1:51.06 [8] (0:13.14)	1:37.92 [8] (0:12.94)	1:24.98 [8] (0:12.90)	1:12.08 [9] (0:12.57)	0:59.51 [10] (0:12.50)	0:47.01 [10] (0:11.89)	0:35.12 [10] (0:11.51)	0:23.61 [9] (0:11.50)	0:12.11 [10] (0:12.11)
Average Speed [km/h]	56.6	57.5	55.1	55.1	55.1	56.3	55.9	57.5	58.8	61.0	62.6	62.7	59.8
Top Speed [km/h]	58.5	58.5	56.6	56.8	56.5	57.1	57.1	58.3	61.1	63.1	64.1	64.0	61.0
Avg. Dist. to Rail [m]	0.2	1.0	1.6	1.4	1.3	2.4	2.8	3.7	3.5	2.2	0.4	2.7	3.3
Avg. Stride Freq. [Hz]	2.2	2.2	2.1	2.2	2.2	2.1	2.1	2.2	2.2	2.2	2.3	2.3	2.2
Avg. Stride Length [m]	7.2	7.4	7.2	7.1	7.1	7.3	7.4	7.4	7.5	7.6	7.6	7.6	7.4

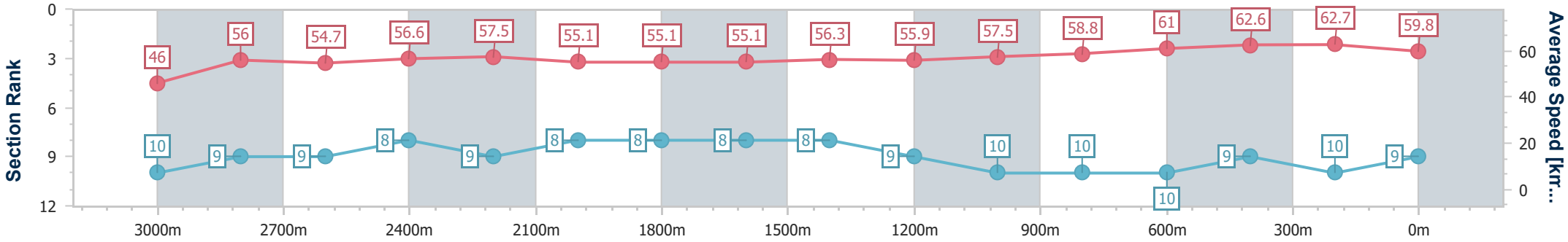

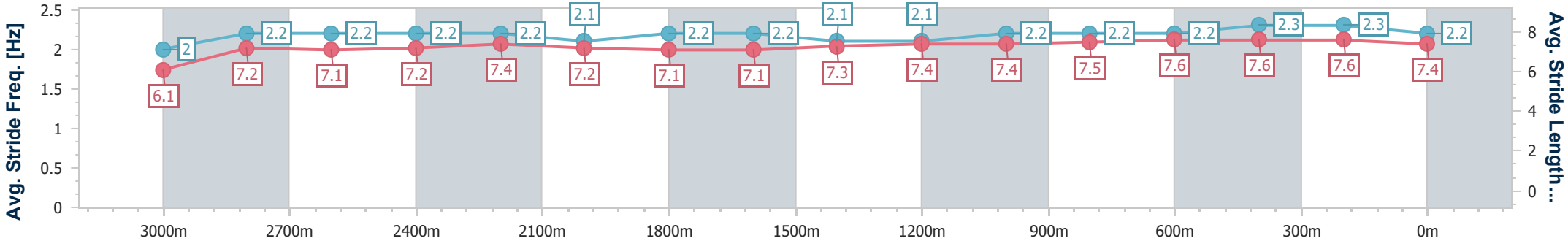

[ ]	Ranking at each section and finish
-:--.--	No data available at this section
NA	No data available

data processed by TRIPLESDATA

Horse/Jockey Name	Alegron
Final Rank	10
Fastest Section Time (Section)	0:11.54 (400m)
Top Speed [km/h] (Section)	64.7 (600m)
Race State	Finished

TAB

Eagle FarmProfessional

Race 3: XXXX BRISBANE CUP - GROUP 2 - 3200m

14 June 2025 - 12:54

Track Rating: Good 3, Weather: Fine, Rail Position: +4m Entire

BRISBANE RACING CLUB

Section	2600m	2400m	2200m	2000m	1800m	1600m	1400m	1200m	1000m	800m	600m	400m	200m
Section Times	2:42.10 [11] (0:12.69)	2:29.41 [11] (0:12.35)	2:17.06 [11] (0:13.05)	2:04.01 [10] (0:13.20)	1:50.81 [11] (0:13.22)	1:37.59 [11] (0:12.95)	1:24.64 [11] (0:12.82)	1:11.82 [11] (0:12.01)	0:59.81 [9] (0:12.47)	0:47.34 [9] (0:12.02)	0:35.32 [9] (0:11.57)	0:23.75 [10] (0:11.54)	0:12.21 [11] (0:12.21)
Average Speed [km/h]	56.9	58.3	55.1	55.5	55.4	56.4	56.3	60.3	59.4	61.5	63.4	62.5	59.1
Top Speed [km/h]	58.9	59.5	57.3	57.1	57.1	57.3	59.4	61.8	61.5	63.3	64.7	64.4	61.2
Avg. Dist. to Rail [m]	1.2	1.5	1.3	3.0	3.8	3.3	3.6	5.1	6.0	5.8	3.8	5.4	7.0
Avg. Stride Freq. [Hz]	2.1	2.1	2.0	2.0	2.0	2.0	2.0	2.1	2.1	2.1	2.2	2.2	2.2
Avg. Stride Length [m]	7.6	7.8	7.6	7.6	7.6	7.8	7.7	8.1	8.0	8.0	8.1	7.9	7.6

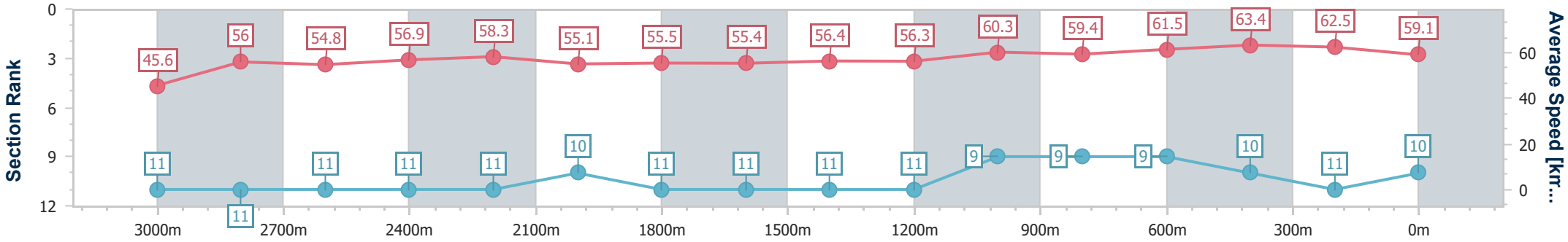

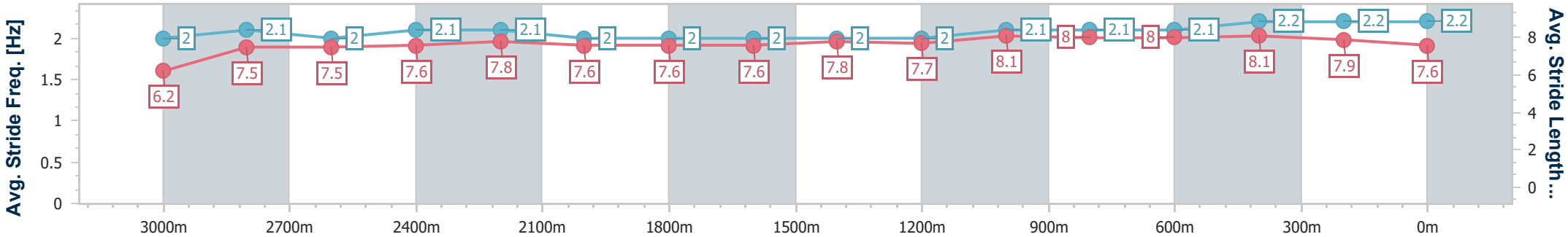

[ ]	Ranking at each section and finish
-:--.--	No data available at this section
NA	No data available

data processed by TRIPLESDATA

Horse/Jockey Name	Dillian
Final Rank	11
Fastest Section Time (Section)	0:11.69 (400m)
Top Speed [km/h] (Section)	63.0 (400m)
Race State	Finished

TAB

Eagle FarmProfessional

Race 3: XXXX BRISBANE CUP - GROUP 2 - 3200m

14 June 2025 - 12:54

Track Rating: Good 3, Weather: Fine, Rail Position: +4m Entire

BRISBANE RACING CLUB

Section	2600m	2400m	2200m	2000m	1800m	1600m	1400m	1200m	1000m	800m	600m	400m	200m
Section Times	2:43.21 [3] (0:12.54)	2:30.67 [3] (0:12.48)	2:18.19 [2] (0:12.98)	2:05.21 [2] (0:13.09)	1:52.12 [2] (0:13.07)	1:39.05 [2] (0:12.94)	1:26.11 [2] (0:12.78)	1:13.33 [2] (0:12.64)	1:00.69 [3] (0:12.56)	0:48.13 [3] (0:12.13)	0:36.00 [3] (0:11.90)	0:24.10 [7] (0:11.69)	0:12.41 [9] (0:12.41)
Average Speed [km/h]	57.8	57.6	55.7	54.9	55.8	56.2	56.4	57.2	58.4	60.2	61.2	61.6	58.4
Top Speed [km/h]	59.1	59.0	56.9	55.5	56.3	57.2	57.1	57.5	59.7	61.0	62.3	63.0	59.4
Avg. Dist. to Rail [m]	2.3	1.7	0.6	0.8	2.5	3.1	3.2	3.7	3.3	3.1	3.0	3.0	2.2
Avg. Stride Freq. [Hz]	2.2	2.2	2.1	2.1	2.1	2.1	2.1	2.1	2.2	2.2	2.3	2.3	2.2
Avg. Stride Length [m]	7.4	7.4	7.2	7.2	7.3	7.4	7.5	7.5	7.6	7.6	7.5	7.6	7.3

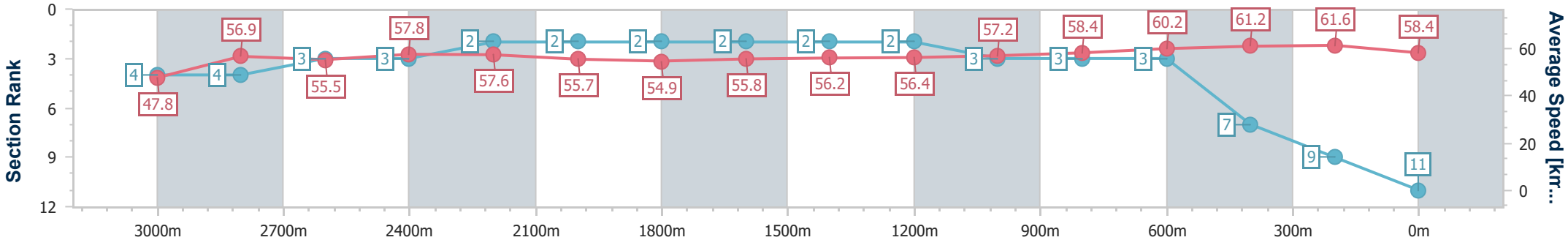

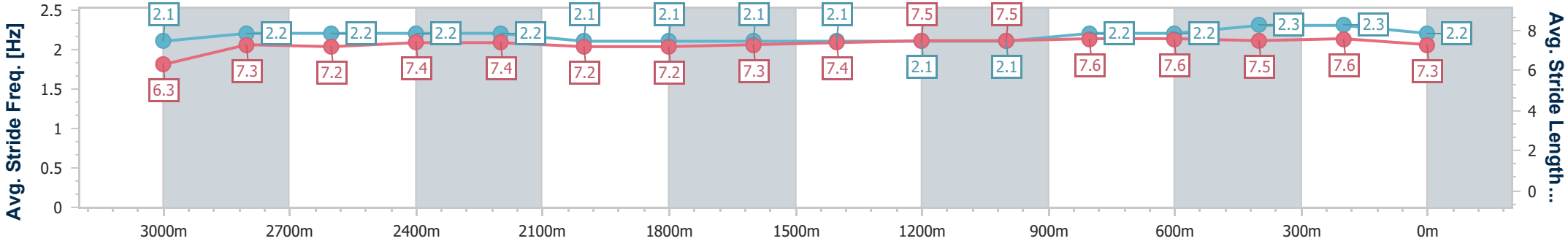

[ ]	Ranking at each section and finish
-:--.--	No data available at this section
NA	No data available

data processed by TRIPLESDATA

Eagle FarmProfessional

Race 4: SEN OXLADE STAKES - LISTED - 1200m

14 June 2025 - 13:31

BRISBANE RACING CLUB

Track Rating: Good 3, Weather: Fine, Rail Position: +4m Entire

Section	Overall	1000m	800m	600m	400m	200m	Last 600m
Field Times	1:10.00 (0:12.93)	0:57.07 (0:10.61)	0:46.46 (0:11.37)	0:35.09 (0:11.29)	0:23.80 (0:11.51)	0:12.29 (0:12.29)	0:35.09

Rank	TAB	Horse/Jockey	Barrier	Top Speed [km/h]	Fastest Section	Overall	1000m	800m	600m	400m	200m	Margin	Last 600m	Distance Travelled [m]
1	3	BRAVE DESIGN	1	69.3	0:10.77	1:10.00 [1]	0:56.87 [4]	0:46.10 [4]	0:34.63 [5]	0:23.48 [3]	0:12.28 [2]	1:10.00	0:34.63	
		Jordan Childs		Overall	1000m	(0:13.13)	(0:10.77)	(0:11.47)	(0:11.15)	(0:11.20)	(0:12.28)			
2	10	ISTI STAR	5	69.8	0:10.78	1:10.27 [2]	0:57.31 [2]	0:46.53 [3]	0:35.14 [2]	0:23.85 [2]	0:12.56 [1]	1.59L	0:35.14	+2
		Michael Rodd		Overall	1000m	(0:12.96)	(0:10.78)	(0:11.39)	(0:11.29)	(0:11.29)	(0:12.56)			
3	14	ROYAL CHIC	6	69.1	0:10.74	1:10.28 [3]	0:56.59 [12]	0:45.85 [11]	0:34.43 [11]	0:23.11 [12]	0:12.05 [8]	1.65L	0:34.43	+8
		Zac Lloyd		1000m	1000m	(0:13.69)	(0:10.74)	(0:11.42)	(0:11.32)	(0:11.06)	(0:12.05)			
4	15	SMEXY	7	69.4	0:10.76	1:10.29 [4]	0:56.91 [8]	0:46.15 [7]	0:34.72 [8]	0:23.38 [9]	0:12.20 [4]	1.7L	0:34.72	+8
		Tiffani Brooker		1000m	1000m	(0:13.38)	(0:10.76)	(0:11.43)	(0:11.34)	(0:11.18)	(0:12.20)			
5	6	FABULANTES	12	69.3	0:10.78	1:10.38 [5]	0:56.41 [15]	0:45.63 [14]	0:34.32 [14]	0:23.06 [13]	0:12.01 [13]	2.22L	0:34.32	+2
		Chad Schofield		1000m	1000m	(0:13.97)	(0:10.78)	(0:11.31)	(0:11.26)	(0:11.05)	(0:12.01)			
6	12	HI BARBIE	3	68.7	0:10.95	1:10.42 [6]	0:56.77 [11]	0:45.82 [12]	0:34.52 [12]	0:23.32 [11]	0:12.15 [10]	2.43L	0:34.52	+0
		Kerrin McEvoy		1000m	1000m	(0:13.65)	(0:10.95)	(0:11.30)	(0:11.20)	(0:11.17)	(0:12.15)			
7	7	MIDNIGHT SPIRIT	4	70.0	0:10.79	1:10.50 [7]	0:57.35 [5]	0:46.56 [5]	0:35.03 [6]	0:23.64 [8]	0:12.35 [7]	2.93L	0:35.03	+8
		Angela Jones		1000m	1000m	(0:13.15)	(0:10.79)	(0:11.53)	(0:11.39)	(0:11.29)	(0:12.35)			
8	4	DAMIEN	8	68.9	0:10.83	1:10.58 [8]	0:56.98 [10]	0:46.15 [10]	0:34.96 [10]	0:23.60 [10]	0:12.34 [9]	3.41L	0:34.96	+11
		Tommy Berry		1000m	1000m	(0:13.60)	(0:10.83)	(0:11.19)	(0:11.36)	(0:11.26)	(0:12.34)			
9	5	EARN TO BURN	14	71.9	0:10.61	1:10.68 [9]	0:57.75 [1]	0:47.14 [1]	0:35.77 [1]	0:24.48 [1]	0:12.86 [3]	4.01L	0:35.77	+6
		Jake Bayliss		Overall	1000m	(0:12.93)	(0:10.61)	(0:11.37)	(0:11.29)	(0:11.62)	(0:12.86)			
10	9	PRESTAR	10	68.9	0:10.99	1:10.75 [10]	0:57.39 [7]	0:46.40 [9]	0:35.23 [7]	0:23.94 [5]	0:12.63 [6]	4.42L	0:35.23	+7
		Ryan Maloney		Overall	1000m	(0:13.36)	(0:10.99)	(0:11.17)	(0:11.29)	(0:11.31)	(0:12.63)			

Scratched: Shaggy (#2)

[ ]	Ranking at each section and finish	SCN	Saddle cloth number
-:--.--	No data available at this section	DNF	Did not finish
NA	No data available	DNT	Did not track

data processed by TRIPLESDATA

Eagle FarmProfessional

Race 4: SEN OXLADE STAKES - LISTED - 1200m

14 June 2025 - 13:31

BRISBANE RACING CLUB

Track Rating: Good 3, Weather: Fine, Rail Position: +4m Entire

Section	Overall	1000m	800m	600m	400m	200m	Last 600m
Field Times	1:10.00 (0:12.93)	0:57.07 (0:10.61)	0:46.46 (0:11.37)	0:35.09 (0:11.29)	0:23.80 (0:11.51)	0:12.29 (0:12.29)	0:35.09

Rank	TAB	Horse/Jockey	Barrier	Top Speed [km/h]	Fastest Section	Overall	1000m	800m	600m	400m	200m	Margin	Last 600m	Distance Travelled [m]
11	16	**CARBONARA**	15	68.6	0:10.87	1:10.80 [11]	0:56.90 [14]	0:46.03 [15]	0:34.66 [16]	0:23.42 [14]	0:12.49 [11]	4.68L	0:34.66	+6
		Rachel King		1000m	1000m	(0:13.90)	(0:10.87)	(0:11.37)	(0:11.24)	(0:10.93)	(0:12.49)			
12	13	**FINANCIALLY FAMOUS**	16	69.4	0:10.83	1:11.11 [12]	0:57.08 [16]	0:46.25 [16]	0:35.06 [13]	0:23.59 [15]	0:12.25 [16]	6.52L	0:35.06	+10
		Robbie Dolan		1000m	1000m	(0:14.03)	(0:10.83)	(0:11.19)	(0:11.47)	(0:11.34)	(0:12.25)			
13	17	**DIALIDAE**	11	70.0	0:10.89	1:11.14 [13]	0:57.35 [13]	0:46.46 [13]	0:35.06 [15]	0:23.54 [16]	0:12.44 [15]	6.71L	0:35.06	+15
		Luke Dempsey		1000m	1000m	(0:13.79)	(0:10.89)	(0:11.40)	(0:11.52)	(0:11.10)	(0:12.44)			
14	1	**QUIETLY ARROGANT**	2	68.8	0:10.70	1:11.23 [14]	0:57.78 [9]	0:47.08 [8]	0:35.64 [9]	0:24.42 [6]	0:13.12 [5]	7.2L	0:35.64	-2
		James McDonald		Overall	1000m	(0:13.45)	(0:10.70)	(0:11.44)	(0:11.22)	(0:11.30)	(0:13.12)			
15	8	**IMPACT ZONE**	13	72.0	0:10.66	1:11.62 [15]	0:58.59 [3]	0:47.93 [2]	0:36.46 [3]	0:24.96 [4]	0:13.29 [12]	9.54L	0:36.46	+8
		Tim Clark		Overall	1000m	(0:13.03)	(0:10.66)	(0:11.47)	(0:11.50)	(0:11.67)	(0:13.29)			
16	11	**AMOSU**	9	69.1	0:10.92	1:11.63 [16]	0:58.48 [6]	0:47.56 [6]	0:36.29 [4]	0:24.82 [7]	0:13.08 [14]	9.58L	0:36.29	+16
		Craig Williams		1000m	1000m	(0:13.15)	(0:10.92)	(0:11.27)	(0:11.47)	(0:11.74)	(0:13.08)			

Scratched: Shaggy (#2)

[ ]	Ranking at each section and finish	**SCN**	Saddle cloth number
-:--.--	No data available at this section	**DNF**	Did not finish
NA	No data available	**DNT**	Did not track

data processed by TRIPLESDATA

Horse/Jockey Name	Brave Design
Final Rank	1
Fastest Section Time (Section)	0:10.77 (1000m)
Top Speed [km/h] (Section)	69.3 (Overall)
Race State	Finished

Eagle FarmProfessional

Race 4: SEN OXLADE STAKES - LISTED - 1200m

14 June 2025 - 13:31

Track Rating: Good 3, Weather: Fine, Rail Position: +4m Entire

BRISBANE RACING CLUB

Section	Overall	1000m	800m	600m	400m	200m
Section Times	1:10.00 [1] (0:13.13)	0:56.87 [4] (0:10.77)	0:46.10 [4] (0:11.47)	0:34.63 [5] (0:11.15)	0:23.48 [3] (0:11.20)	0:12.28 [2] (0:12.28)
Average Speed [km/h]	54.9	67.5	63.2	64.4	64.3	58.5
Top Speed [km/h]	69.3	69.1	65.0	66.0	65.9	62.2
Avg. Dist. to Rail [m]	1.4	2.3	1.2	0.7	4.0	4.8
Avg. Stride Freq. [Hz]	2.5	2.4	2.3	2.3	2.4	2.3
Avg. Stride Length [m]	6.6	7.7	7.5	7.8	7.5	7.0

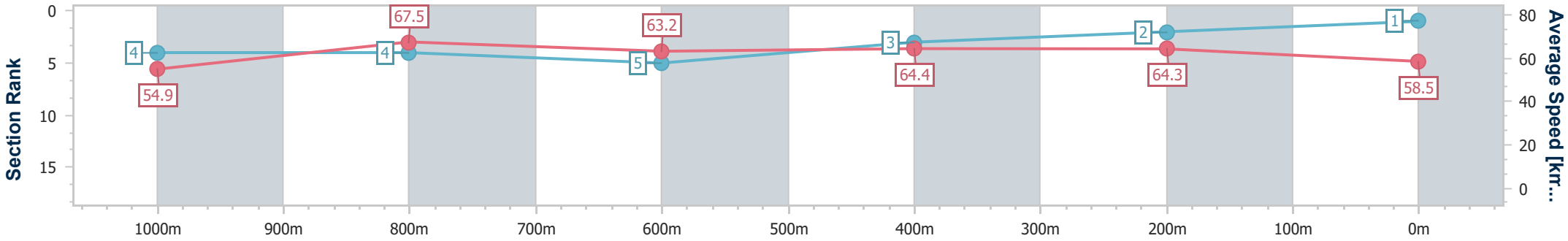

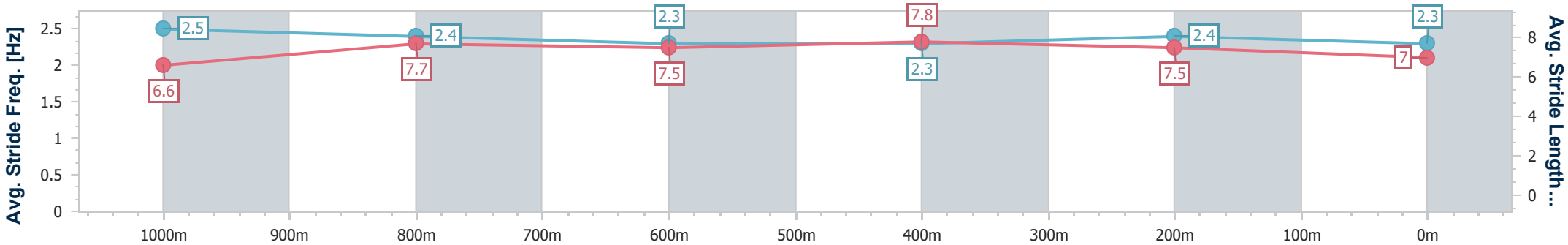

[ ]	Ranking at each section and finish
-:--.--	No data available at this section
NA	No data available

data processed by TRIPLESDATA

Horse/Jockey Name	Isti Star
Final Rank	2
Fastest Section Time (Section)	0:10.78 (1000m)
Top Speed [km/h] (Section)	69.8 (Overall)
Race State	Finished

Eagle FarmProfessional

Race 4: SEN OXLADE STAKES - LISTED - 1200m

14 June 2025 - 13:31

Track Rating: Good 3, Weather: Fine, Rail Position: +4m Entire

BRISBANE RACING CLUB

Section	Overall	1000m	800m	600m	400m	200m
Section Times	1:10.27 [2] (0:12.96)	0:57.31 [2] (0:10.78)	0:46.53 [3] (0:11.39)	0:35.14 [2] (0:11.29)	0:23.85 [2] (0:11.29)	0:12.56 [1] (0:12.56)
Average Speed [km/h]	55.8	67.6	63.4	64.3	63.6	57.3
Top Speed [km/h]	69.8	69.5	64.8	65.6	65.7	61.3
Avg. Dist. to Rail [m]	4.1	2.5	0.9	1.2	4.5	5.8
Avg. Stride Freq. [Hz]	2.4	2.4	2.3	2.4	2.4	2.3
Avg. Stride Length [m]	6.8	7.7	7.6	7.5	7.2	6.9

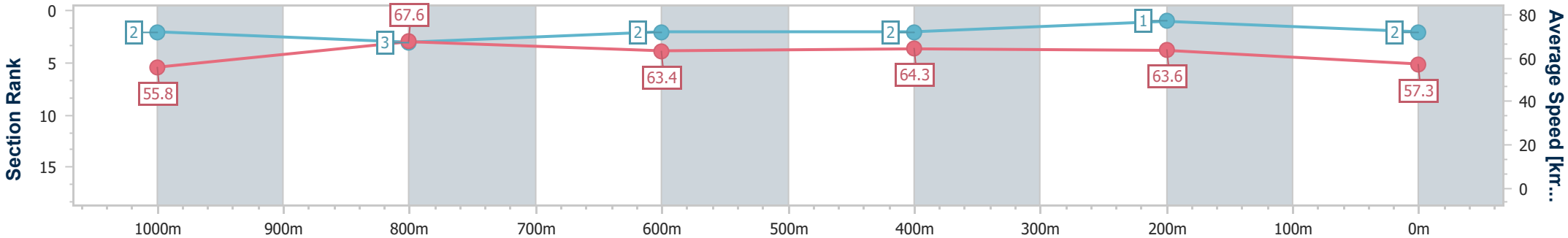

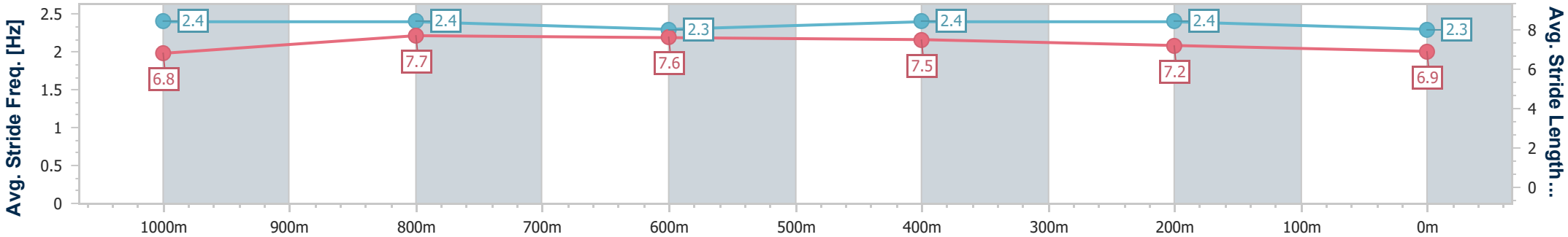

[ ]	Ranking at each section and finish
-:--.--	No data available at this section
NA	No data available

data processed by TRIPLESDATA

Horse/Jockey Name	Royal Chic
Final Rank	3
Fastest Section Time (Section)	0:10.74 (1000m)
Top Speed [km/h] (Section)	69.1 (1000m)
Race State	Finished

TAB

Eagle FarmProfessional

Race 4: SEN OXLADE STAKES - LISTED - 1200m

14 June 2025 - 13:31

Track Rating: Good 3, Weather: Fine, Rail Position: +4m Entire

BRISBANE RACING CLUB

Section	Overall	1000m	800m	600m	400m	200m
Section Times	1:10.28 [3] (0:13.69)	0:56.59 [12] (0:10.74)	0:45.85 [11] (0:11.42)	0:34.43 [11] (0:11.32)	0:23.11 [12] (0:11.06)	0:12.05 [8] (0:12.05)
Average Speed [km/h]	52.7	67.7	64.8	64.7	65.1	59.8
Top Speed [km/h]	67.7	69.1	66.6	67.2	66.7	63.0
Avg. Dist. to Rail [m]	3.1	2.9	5.2	3.4	7.7	8.8
Avg. Stride Freq. [Hz]	2.3	2.4	2.3	2.3	2.4	2.3
Avg. Stride Length [m]	6.8	7.9	7.8	7.8	7.6	7.1

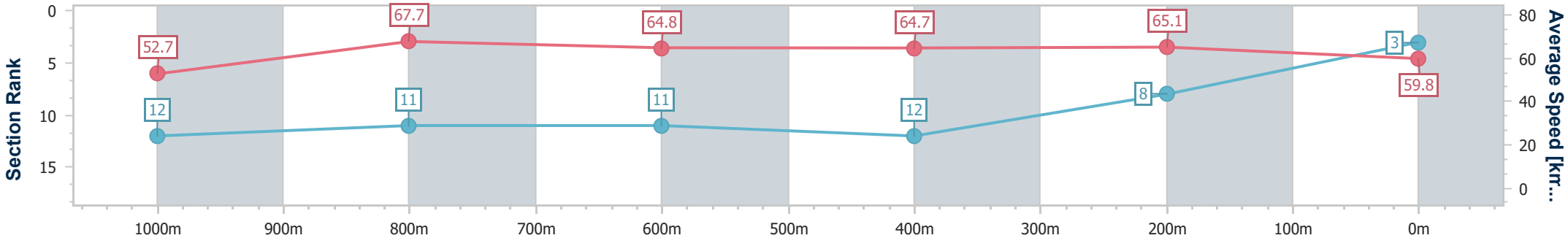

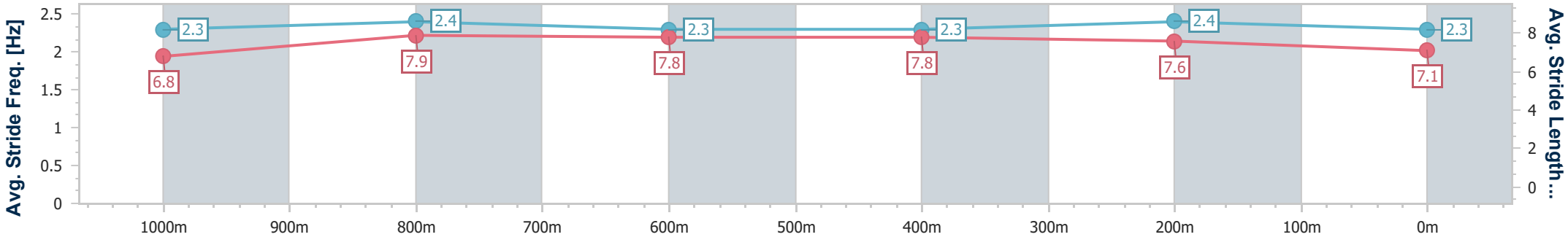

[ ]	Ranking at each section and finish
-:--.--	No data available at this section
NA	No data available

data processed by TRIPLESDATA

Horse/Jockey Name	Smexy
Final Rank	4
Fastest Section Time (Section)	0:10.76 (1000m)
Top Speed [km/h] (Section)	69.4 (1000m)
Race State	Finished

Eagle FarmProfessional

Race 4: SEN OXLADE STAKES - LISTED - 1200m

14 June 2025 - 13:31

Track Rating: Good 3, Weather: Fine, Rail Position: +4m Entire

BRISBANE RACING CLUB

Section	Overall	1000m	800m	600m	400m	200m
Section Times	1:10.29 [4] (0:13.38)	0:56.91 [8] (0:10.76)	0:46.15 [7] (0:11.43)	0:34.72 [8] (0:11.34)	0:23.38 [9] (0:11.18)	0:12.20 [4] (0:12.20)
Average Speed [km/h]	54.0	68.3	63.9	64.3	64.5	59.1
Top Speed [km/h]	67.9	69.4	68.2	65.3	65.8	62.0
Avg. Dist. to Rail [m]	4.8	4.5	3.8	2.4	3.8	2.3
Avg. Stride Freq. [Hz]	2.4	2.4	2.3	2.3	2.4	2.3
Avg. Stride Length [m]	6.8	7.8	7.6	7.8	7.6	7.1

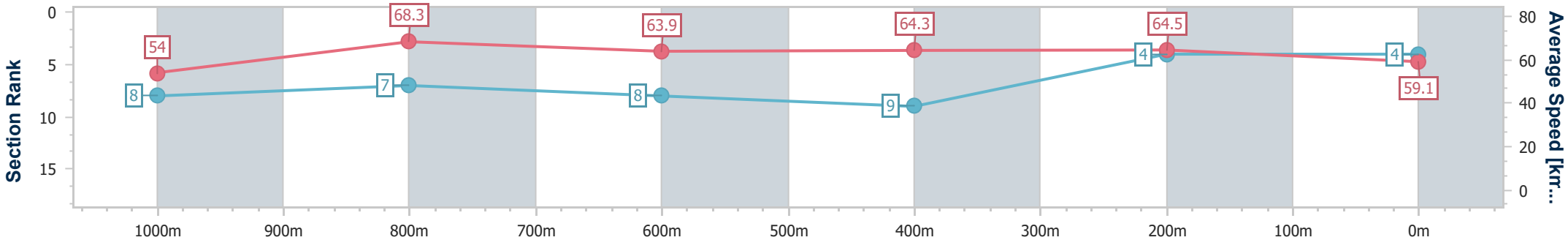

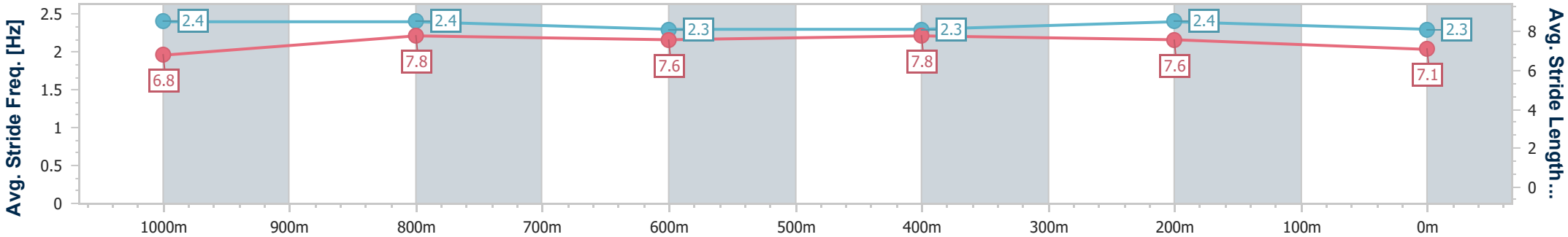

[ ]	Ranking at each section and finish
-:--.--	No data available at this section
NA	No data available

data processed by TRIPLESDATA

Horse/Jockey Name	Fabulantes
Final Rank	5
Fastest Section Time (Section)	0:10.78 (1000m)
Top Speed [km/h] (Section)	69.3 (1000m)
Race State	Finished

TAB

Eagle FarmProfessional

Race 4: SEN OXLADE STAKES - LISTED - 1200m

14 June 2025 - 13:31

Track Rating: Good 3, Weather: Fine, Rail Position: +4m Entire

BRISBANE RACING CLUB

Section	Overall	1000m	800m	600m	400m	200m
Section Times	1:10.38 [5] (0:13.97)	0:56.41 [15] (0:10.78)	0:45.63 [14] (0:11.31)	0:34.32 [14] (0:11.26)	0:23.06 [13] (0:11.05)	0:12.01 [13] (0:12.01)
Average Speed [km/h]	51.8	67.7	64.0	64.0	65.1	60.0
Top Speed [km/h]	65.7	69.3	67.0	67.3	66.9	63.2
Avg. Dist. to Rail [m]	7.8	2.6	1.5	0.7	3.0	3.1
Avg. Stride Freq. [Hz]	2.3	2.4	2.3	2.3	2.3	2.2
Avg. Stride Length [m]	6.6	7.9	7.9	7.8	7.8	7.4

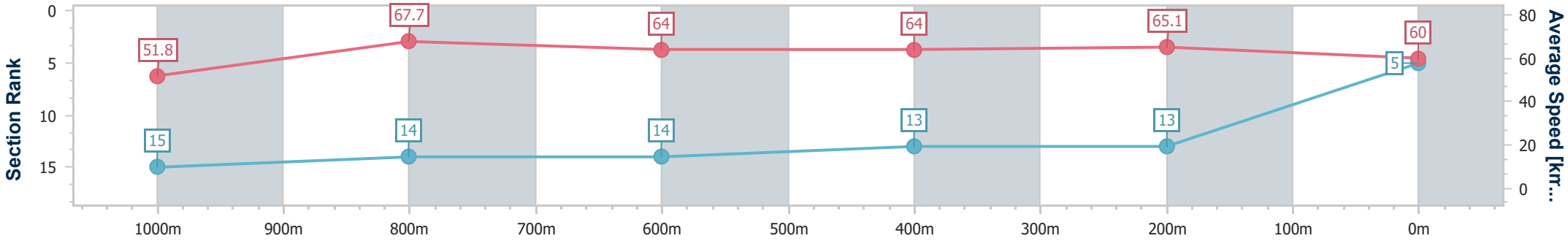

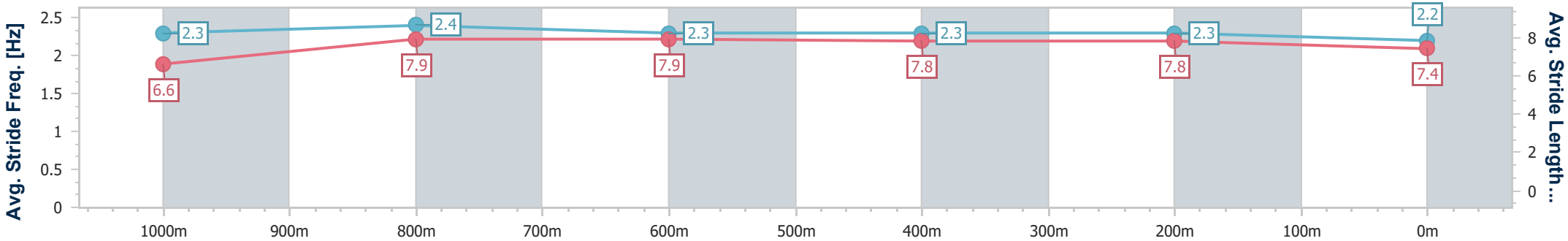

[ ]	Ranking at each section and finish
-:--.--	No data available at this section
NA	No data available

data processed by TRIPLESDATA

Horse/Jockey Name	Hi Barbie
Final Rank	6
Fastest Section Time (Section)	0:10.95 (1000m)
Top Speed [km/h] (Section)	68.7 (1000m)
Race State	Finished

TAB

Eagle FarmProfessional

Race 4: SEN OXLADE STAKES - LISTED - 1200m

14 June 2025 - 13:31

Track Rating: Good 3, Weather: Fine, Rail Position: +4m Entire

BRISBANE RACING CLUB

Section	Overall	1000m	800m	600m	400m	200m
Section Times	1:10.42 [6] (0:13.65)	0:56.77 [11] (0:10.95)	0:45.82 [12] (0:11.30)	0:34.52 [12] (0:11.20)	0:23.32 [11] (0:11.17)	0:12.15 [10] (0:12.15)
Average Speed [km/h]	52.9	66.8	64.1	63.6	64.2	59.4
Top Speed [km/h]	66.9	68.7	66.8	64.9	65.9	61.9
Avg. Dist. to Rail [m]	2.5	3.4	1.4	1.9	0.5	0.8
Avg. Stride Freq. [Hz]	2.3	2.4	2.2	2.2	2.3	2.2
Avg. Stride Length [m]	6.8	7.9	8.0	7.9	7.8	7.4

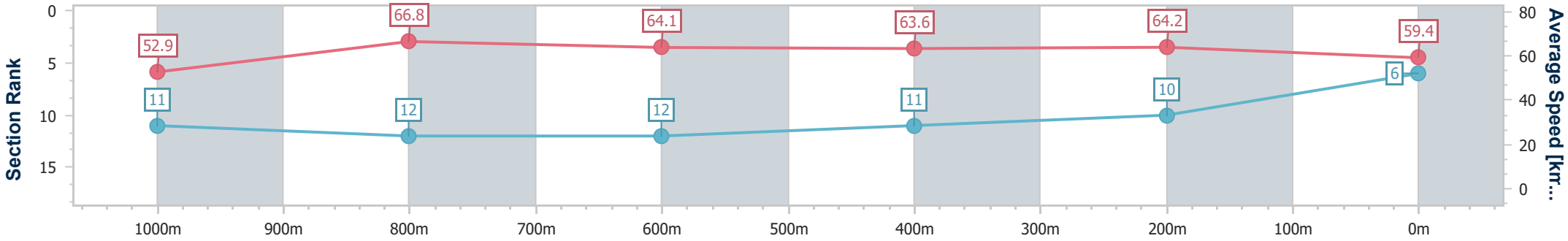

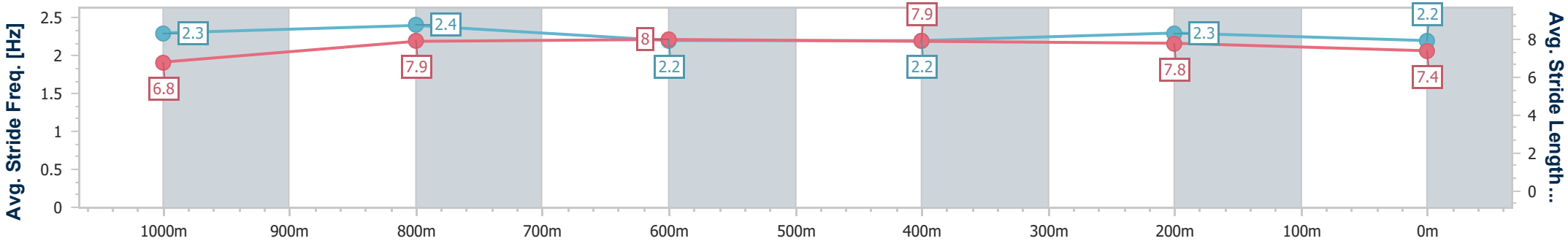

[ ]	Ranking at each section and finish
-:--.--	No data available at this section
NA	No data available

data processed by TRIPLESDATA

Horse/Jockey Name	Midnight Spirit
Final Rank	7
Fastest Section Time (Section)	0:10.79 (1000m)
Top Speed [km/h] (Section)	70.0 (1000m)
Race State	Finished

TAB

Eagle FarmProfessional

Race 4: SEN OXLADE STAKES - LISTED - 1200m

14 June 2025 - 13:31

Track Rating: Good 3, Weather: Fine, Rail Position: +4m Entire

BRISBANE RACING CLUB

Section	Overall	1000m	800m	600m	400m	200m
Section Times	1:10.50 [7] (0:13.15)	0:57.35 [5] (0:10.79)	0:46.56 [5] (0:11.53)	0:35.03 [6] (0:11.39)	0:23.64 [8] (0:11.29)	0:12.35 [7] (0:12.35)
Average Speed [km/h]	55.0	67.8	63.8	63.8	63.9	58.3
Top Speed [km/h]	68.7	70.0	66.1	65.6	65.8	62.5
Avg. Dist. to Rail [m]	3.2	3.8	3.8	2.5	5.1	5.8
Avg. Stride Freq. [Hz]	2.4	2.4	2.3	2.3	2.4	2.3
Avg. Stride Length [m]	6.7	7.9	7.8	7.8	7.6	7.2

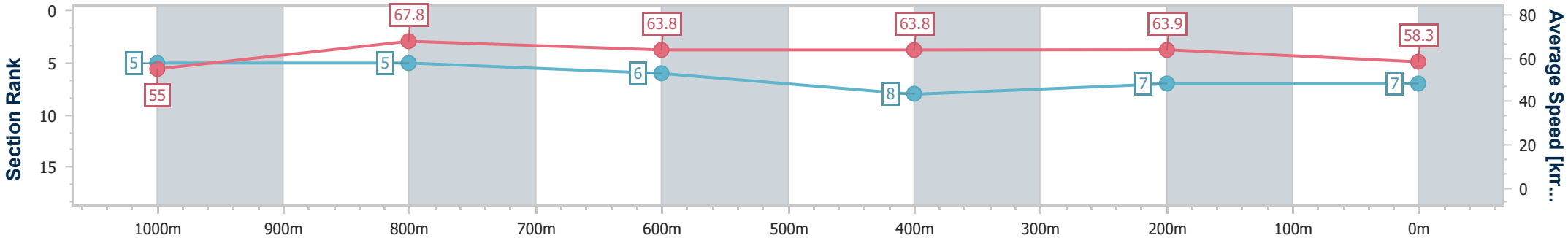

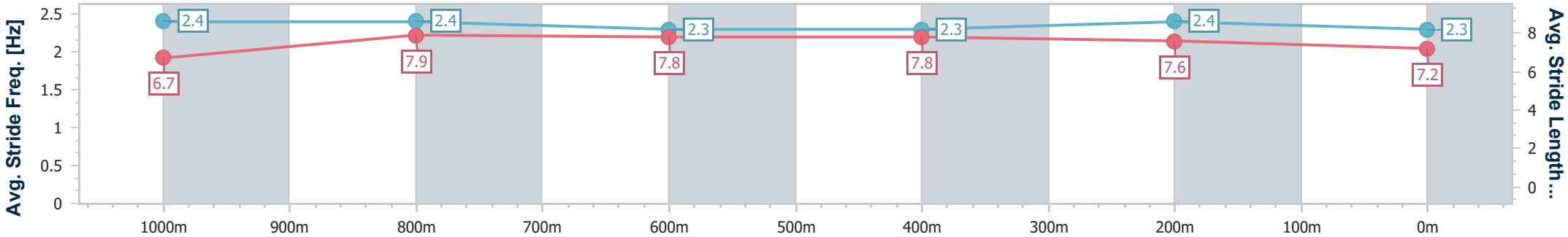

[ ]	Ranking at each section and finish
-:--.--	No data available at this section
NA	No data available

data processed by TRIPLESDATA

Horse/Jockey Name	Damien
Final Rank	8
Fastest Section Time (Section)	0:10.83 (1000m)
Top Speed [km/h] (Section)	68.9 (1000m)
Race State	Finished

TAB

Eagle FarmProfessional

Race 4: SEN OXLADE STAKES - LISTED - 1200m

14 June 2025 - 13:31

Track Rating: Good 3, Weather: Fine, Rail Position: +4m Entire

BRISBANE RACING CLUB

Section	Overall	1000m	800m	600m	400m	200m
Section Times	1:10.58 [8] (0:13.60)	0:56.98 [10] (0:10.83)	0:46.15 [10] (0:11.19)	0:34.96 [10] (0:11.36)	0:23.60 [10] (0:11.26)	0:12.34 [9] (0:12.34)
Average Speed [km/h]	53.1	67.7	65.9	64.8	64.1	58.3
Top Speed [km/h]	66.4	68.9	68.9	66.4	66.4	62.3
Avg. Dist. to Rail [m]	5.1	3.9	5.7	4.6	9.5	10.2
Avg. Stride Freq. [Hz]	2.4	2.5	2.4	2.3	2.2	2.3
Avg. Stride Length [m]	6.7	7.1	7.3	7.6	7.9	7.0

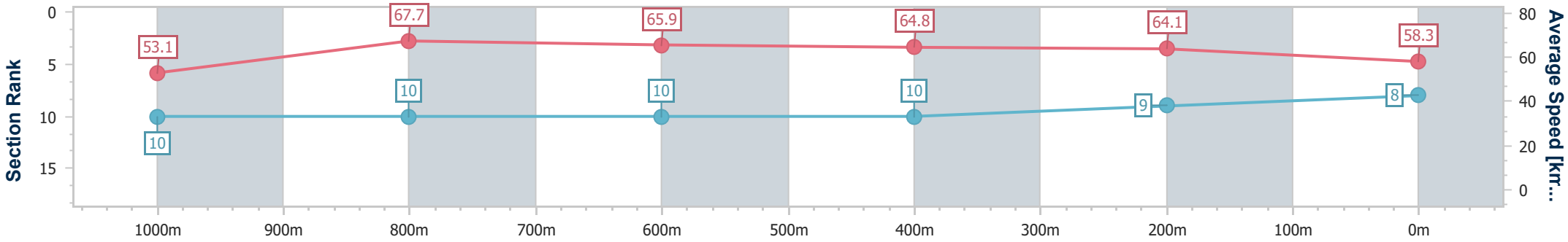

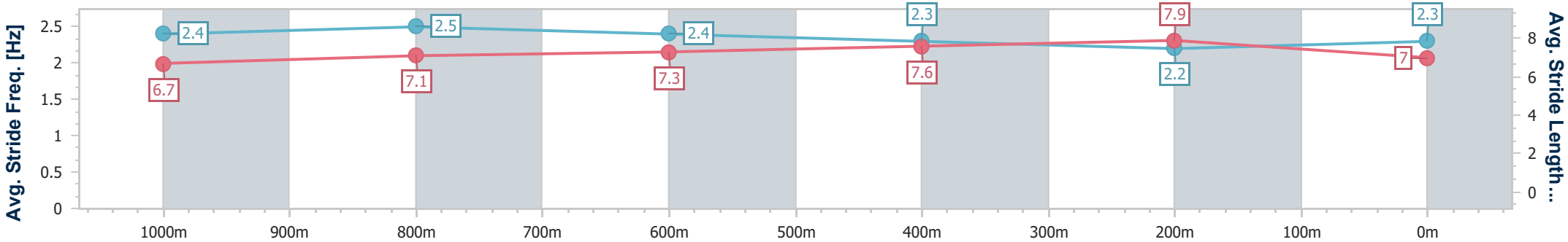

[ ]	Ranking at each section and finish
-:--.--	No data available at this section
NA	No data available

data processed by TRIPLESDATA

Horse/Jockey Name	Earn To Burn
Final Rank	9
Fastest Section Time (Section)	0:10.61 (1000m)
Top Speed [km/h] (Section)	71.9 (Overall)
Race State	Finished

Eagle FarmProfessional

Race 4: SEN OXLADE STAKES - LISTED - 1200m

14 June 2025 - 13:31

Track Rating: Good 3, Weather: Fine, Rail Position: +4m Entire

BRISBANE RACING CLUB

Section	Overall	1000m	800m	600m	400m	200m
Section Times	1:10.68 [9] (0:12.93)	0:57.75 [1] (0:10.61)	0:47.14 [1] (0:11.37)	0:35.77 [1] (0:11.29)	0:24.48 [1] (0:11.62)	0:12.86 [3] (0:12.86)
Average Speed [km/h]	56.0	68.9	64.3	64.2	61.8	56.0
Top Speed [km/h]	71.9	71.2	65.8	65.3	64.1	59.4
Avg. Dist. to Rail [m]	9.4	3.4	3.0	1.6	3.5	3.3
Avg. Stride Freq. [Hz]	2.6	2.5	2.3	2.3	2.3	2.2
Avg. Stride Length [m]	6.5	7.7	7.7	7.6	7.3	7.0

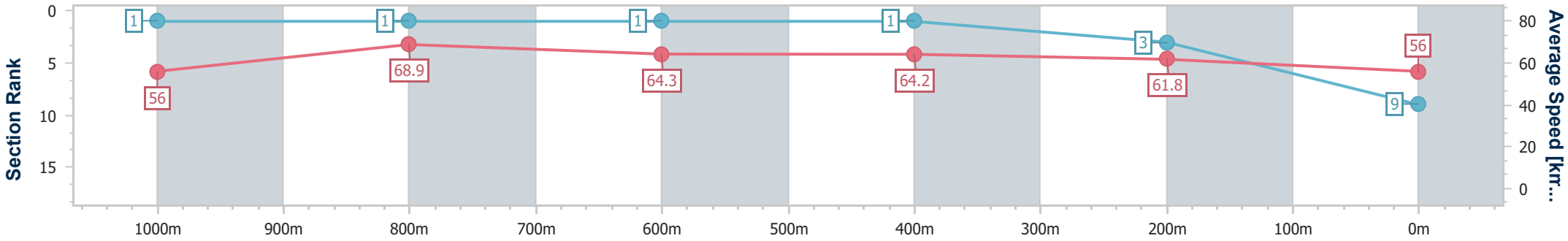

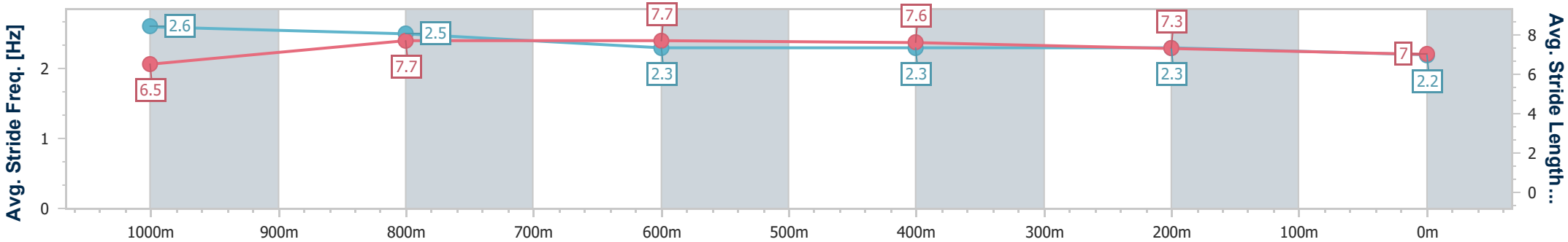

[ ]	Ranking at each section and finish
-:--.--	No data available at this section
NA	No data available

data processed by TRIPLESDATA

Horse/Jockey Name	Prestar
Final Rank	10
Fastest Section Time (Section)	0:10.99 (1000m)
Top Speed [km/h] (Section)	68.9 (Overall)
Race State	Finished

Eagle FarmProfessional

Race 4: SEN OXLADE STAKES - LISTED - 1200m

14 June 2025 - 13:31

Track Rating: Good 3, Weather: Fine, Rail Position: +4m Entire

BRISBANE RACING CLUB

Section	Overall	1000m	800m	600m	400m	200m
Section Times	1:10.75 [10] (0:13.36)	0:57.39 [7] (0:10.99)	0:46.40 [9] (0:11.17)	0:35.23 [7] (0:11.29)	0:23.94 [5] (0:11.31)	0:12.63 [6] (0:12.63)
Average Speed [km/h]	54.1	66.6	65.6	64.5	63.6	57.2
Top Speed [km/h]	68.9	68.2	66.5	65.6	65.5	61.3
Avg. Dist. to Rail [m]	7.0	3.8	2.9	2.7	7.2	7.5
Avg. Stride Freq. [Hz]	2.3	2.2	2.2	2.2	2.3	2.2
Avg. Stride Length [m]	7.0	7.9	8.0	7.9	7.6	7.2

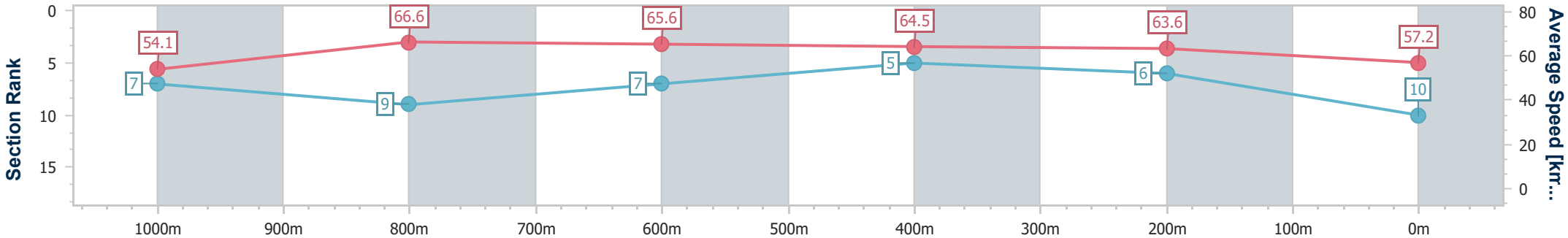

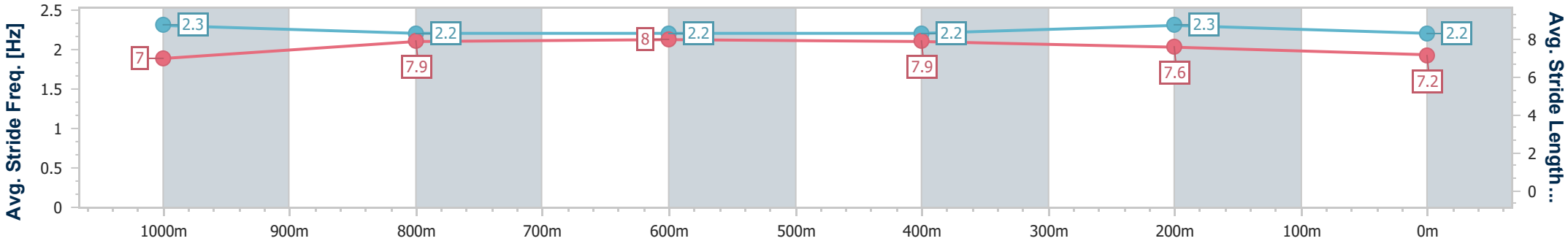

[ ]	Ranking at each section and finish
-:--.--	No data available at this section
NA	No data available

data processed by TRIPLESDATA

Horse/Jockey Name	Carbonara
Final Rank	11
Fastest Section Time (Section)	0:10.87 (1000m)
Top Speed [km/h] (Section)	68.6 (1000m)
Race State	Finished

TAB

Eagle FarmProfessional

Race 4: SEN OXLADE STAKES - LISTED - 1200m

14 June 2025 - 13:31

Track Rating: Good 3, Weather: Fine, Rail Position: +4m Entire

BRISBANE RACING CLUB

Section	Overall	1000m	800m	600m	400m	200m
Section Times	1:10.80 [11] (0:13.90)	0:56.90 [14] (0:10.87)	0:46.03 [15] (0:11.37)	0:34.66 [16] (0:11.24)	0:23.42 [14] (0:10.93)	0:12.49 [11] (0:12.49)
Average Speed [km/h]	51.9	67.3	64.3	64.9	65.7	57.7
Top Speed [km/h]	66.9	68.6	67.0	67.5	68.5	62.3
Avg. Dist. to Rail [m]	8.7	3.1	3.5	2.3	4.1	3.5
Avg. Stride Freq. [Hz]	2.4	2.5	2.4	2.5	2.5	2.4
Avg. Stride Length [m]	6.3	7.6	7.4	7.3	7.2	6.6

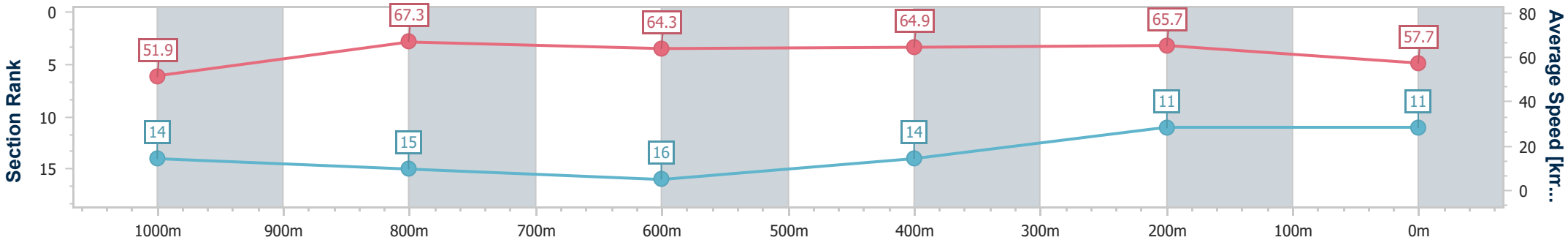

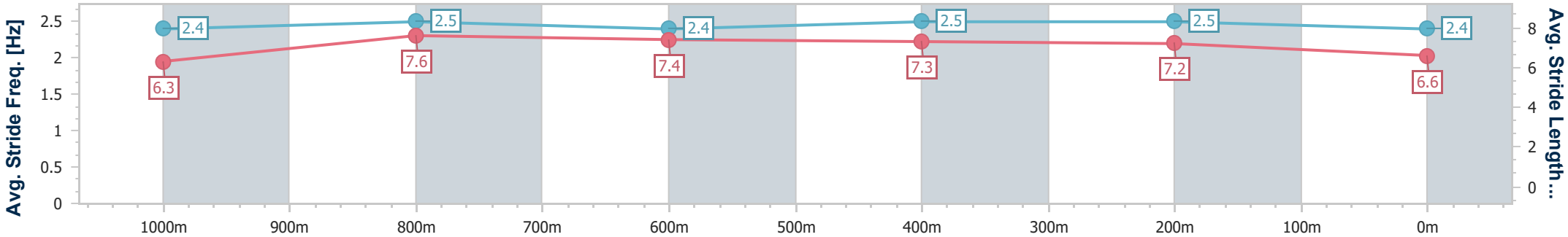

[ ]	Ranking at each section and finish
-:--.--	No data available at this section
NA	No data available

data processed by TRIPLESDATA

Horse/Jockey Name	Financially Famous
Final Rank	12
Fastest Section Time (Section)	0:10.83 (1000m)
Top Speed [km/h] (Section)	69.4 (1000m)
Race State	Finished

TAB

Eagle FarmProfessional

Race 4: SEN OXLADE STAKES - LISTED - 1200m

14 June 2025 - 13:31

Track Rating: Good 3, Weather: Fine, Rail Position: +4m Entire

BRISBANE RACING CLUB

Section	Overall	1000m	800m	600m	400m	200m
Section Times	1:11.11 [12] (0:14.03)	0:57.08 [16] (0:10.83)	0:46.25 [16] (0:11.19)	0:35.06 [13] (0:11.47)	0:23.59 [15] (0:11.34)	0:12.25 [16] (0:12.25)
Average Speed [km/h]	51.7	67.6	65.4	64.5	63.3	58.8
Top Speed [km/h]	66.8	69.4	67.2	66.0	66.0	61.9
Avg. Dist. to Rail [m]	10.1	3.6	4.1	4.8	7.4	2.6
Avg. Stride Freq. [Hz]	2.3	2.4	2.3	2.3	2.3	2.3
Avg. Stride Length [m]	6.6	7.8	7.7	7.7	7.5	7.1

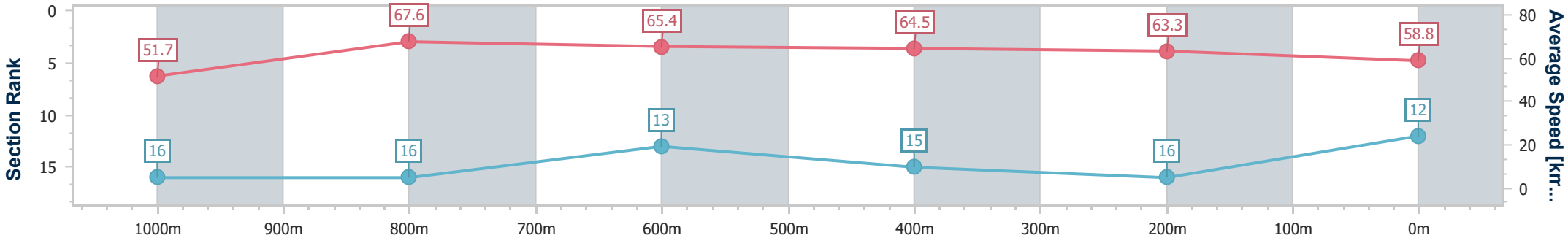

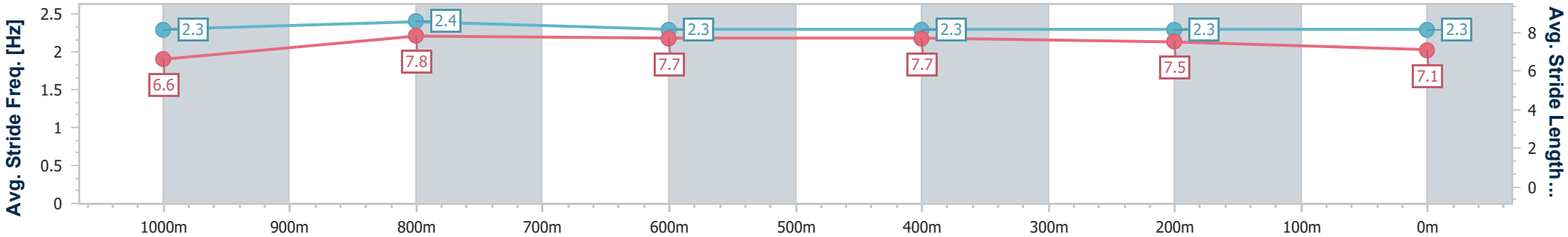

[ ]	Ranking at each section and finish
-:--.--	No data available at this section
NA	No data available

data processed by TRIPLESDATA

Horse/Jockey Name	Dialidae
Final Rank	13
Fastest Section Time (Section)	0:10.89 (1000m)
Top Speed [km/h] (Section)	70.0 (1000m)
Race State	Finished

TAB

Eagle FarmProfessional

Race 4: SEN OXLADE STAKES - LISTED - 1200m

14 June 2025 - 13:31

Track Rating: Good 3, Weather: Fine, Rail Position: +4m Entire

BRISBANE RACING CLUB

Section	Overall	1000m	800m	600m	400m	200m
Section Times	1:11.14 [13] (0:13.79)	0:57.35 [13] (0:10.89)	0:46.46 [13] (0:11.40)	0:35.06 [15] (0:11.52)	0:23.54 [16] (0:11.10)	0:12.44 [15] (0:12.44)
Average Speed [km/h]	52.3	68.0	65.0	64.4	64.8	57.9
Top Speed [km/h]	68.4	70.0	67.7	67.2	67.6	61.5
Avg. Dist. to Rail [m]	6.5	5.2	6.8	5.5	9.7	11.0
Avg. Stride Freq. [Hz]	2.4	2.4	2.4	2.4	2.4	2.3
Avg. Stride Length [m]	6.4	7.7	7.6	7.6	7.5	7.0

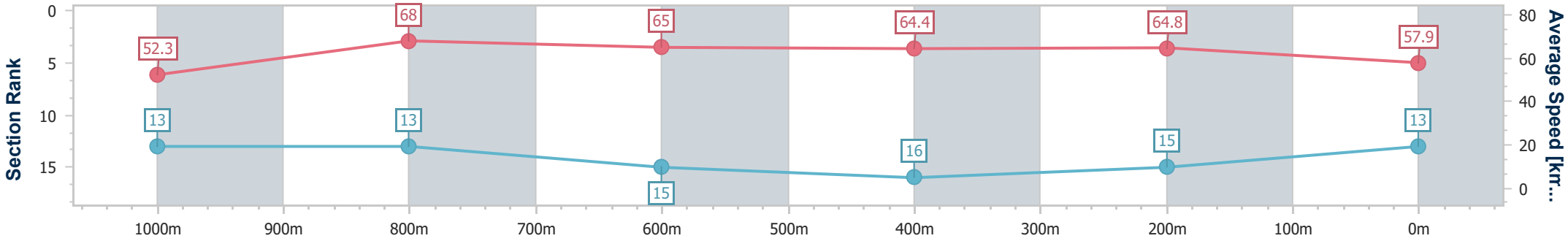

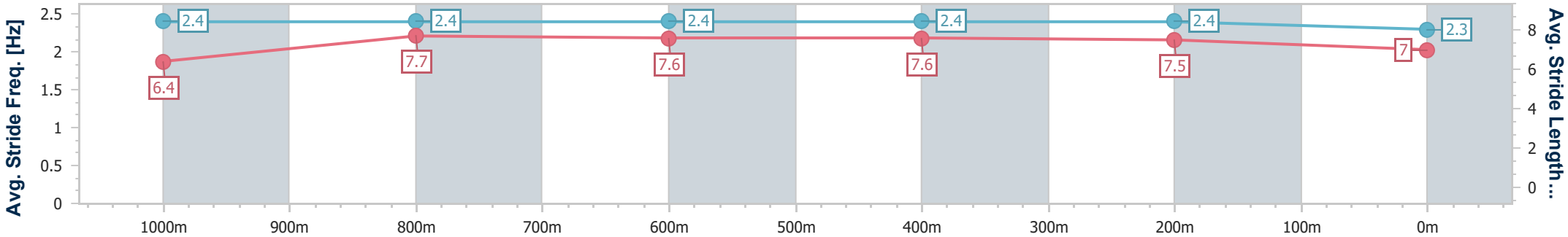

[ ]	Ranking at each section and finish
-:--.--	No data available at this section
NA	No data available

data processed by TRIPLESDATA

Horse/Jockey Name	Quietly Arrogant
Final Rank	14
Fastest Section Time (Section)	0:10.70 (1000m)
Top Speed [km/h] (Section)	68.8 (Overall)
Race State	Finished

TAB

Eagle FarmProfessional

Race 4: SEN OXLADE STAKES - LISTED - 1200m

14 June 2025 - 13:31

Track Rating: Good 3, Weather: Fine, Rail Position: +4m Entire

BRISBANE RACING CLUB

Section	Overall	1000m	800m	600m	400m	200m
Section Times	1:11.23 [14] (0:13.45)	0:57.78 [9] (0:10.70)	0:47.08 [8] (0:11.44)	0:35.64 [9] (0:11.22)	0:24.42 [6] (0:11.30)	0:13.12 [5] (0:13.12)
Average Speed [km/h]	53.5	67.7	63.2	64.0	63.7	54.8
Top Speed [km/h]	68.8	68.6	65.0	65.5	66.0	61.0
Avg. Dist. to Rail [m]	0.9	1.1	0.8	0.5	1.1	1.2
Avg. Stride Freq. [Hz]	2.4	2.4	2.2	2.3	2.4	2.2
Avg. Stride Length [m]	6.6	7.9	7.8	7.7	7.5	7.0

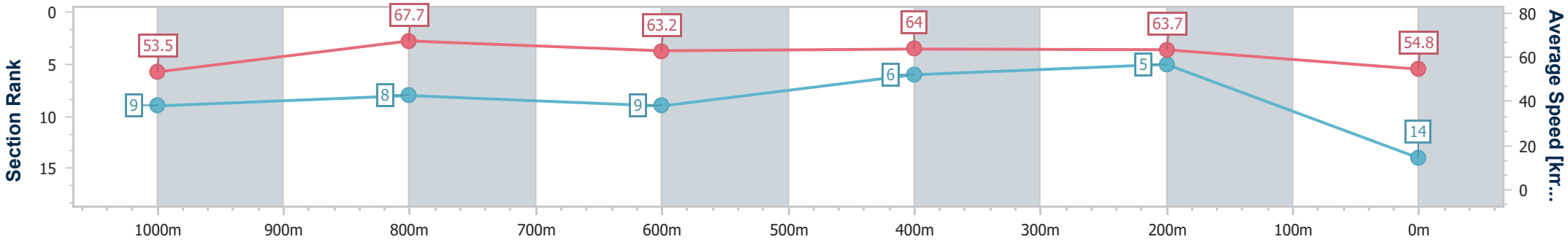

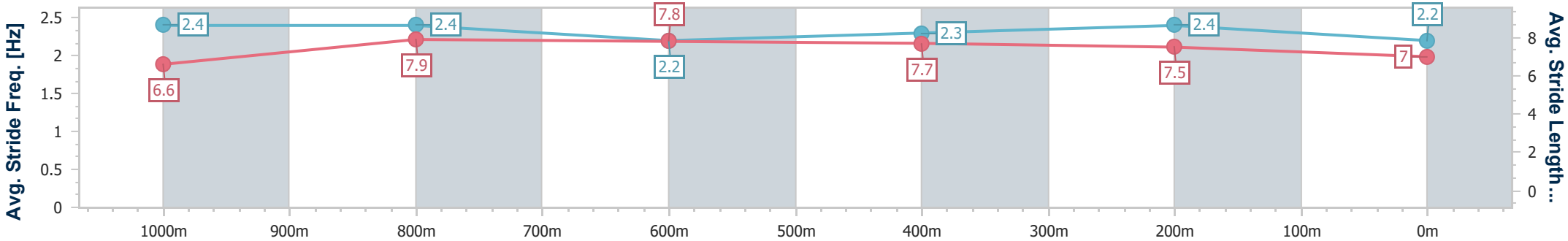

[ ]	Ranking at each section and finish
-:--.--	No data available at this section
NA	No data available

data processed by TRIPLESDATA

Horse/Jockey Name	Impact Zone
Final Rank	15
Fastest Section Time (Section)	0:10.66 (1000m)
Top Speed [km/h] (Section)	72.0 (Overall)
Race State	Finished

TAB

Eagle FarmProfessional

Race 4: SEN OXLADE STAKES - LISTED - 1200m

14 June 2025 - 13:31

Track Rating: Good 3, Weather: Fine, Rail Position: +4m Entire

BRISBANE RACING CLUB

Section	Overall	1000m	800m	600m	400m	200m
Section Times	1:11.62 [15] (0:13.03)	0:58.59 [3] (0:10.66)	0:47.93 [2] (0:11.47)	0:36.46 [3] (0:11.50)	0:24.96 [4] (0:11.67)	0:13.29 [12] (0:13.29)
Average Speed [km/h]	55.5	68.6	63.9	63.7	61.6	54.2
Top Speed [km/h]	72.0	71.4	65.0	64.8	65.1	58.5
Avg. Dist. to Rail [m]	7.6	3.0	3.7	3.7	5.6	5.0
Avg. Stride Freq. [Hz]	2.5	2.5	2.4	2.4	2.4	2.2
Avg. Stride Length [m]	6.4	7.5	7.4	7.4	7.1	6.7

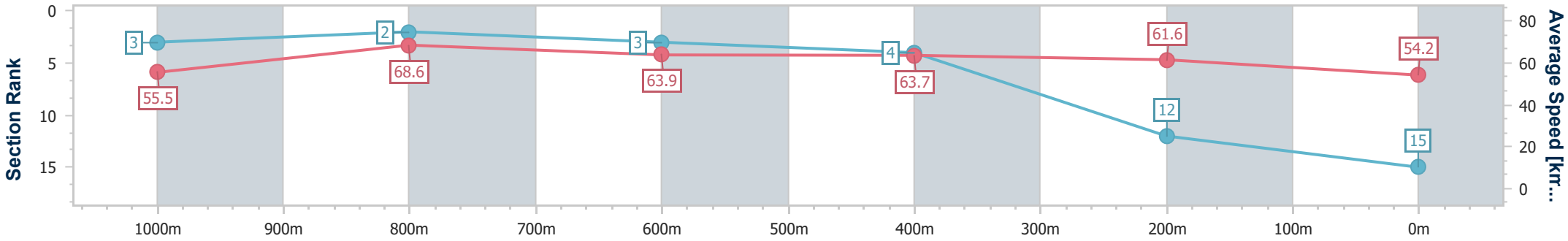

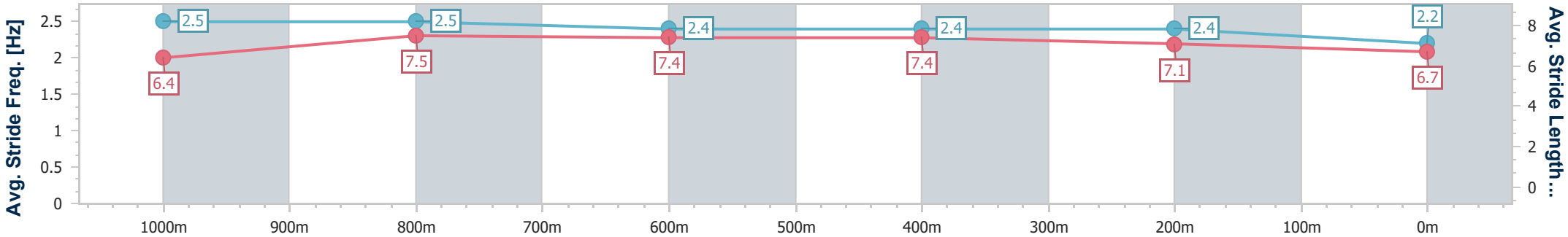

[ ]	Ranking at each section and finish
-:--.--	No data available at this section
NA	No data available

data processed by TRIPLESDATA

Horse/Jockey Name	Amosu
Final Rank	16
Fastest Section Time (Section)	0:10.92 (1000m)
Top Speed [km/h] (Section)	69.1 (1000m)
Race State	Finished

TAB

Eagle FarmProfessional

Race 4: SEN OXLADE STAKES - LISTED - 1200m

14 June 2025 - 13:31

Track Rating: Good 3, Weather: Fine, Rail Position: +4m Entire

BRISBANE RACING CLUB

Section	Overall	1000m	800m	600m	400m	200m
Section Times	1:11.63 [16] (0:13.15)	0:58.48 [6] (0:10.92)	0:47.56 [6] (0:11.27)	0:36.29 [4] (0:11.47)	0:24.82 [7] (0:11.74)	0:13.08 [14] (0:13.08)
Average Speed [km/h]	55.0	67.8	65.9	64.7	61.4	55.0
Top Speed [km/h]	69.1	69.1	67.5	65.9	63.7	58.7
Avg. Dist. to Rail [m]	6.4	5.6	6.9	6.5	10.2	10.3
Avg. Stride Freq. [Hz]	2.4	2.4	2.4	2.3	2.3	2.2
Avg. Stride Length [m]	6.7	7.3	7.6	7.4	7.3	7.0

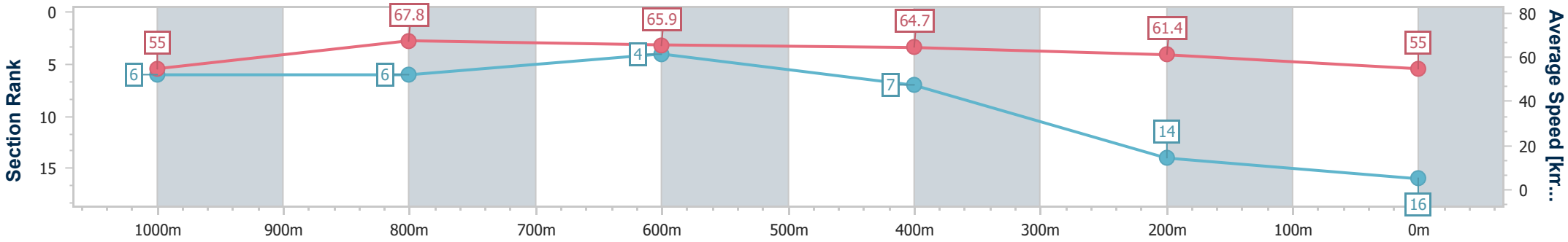

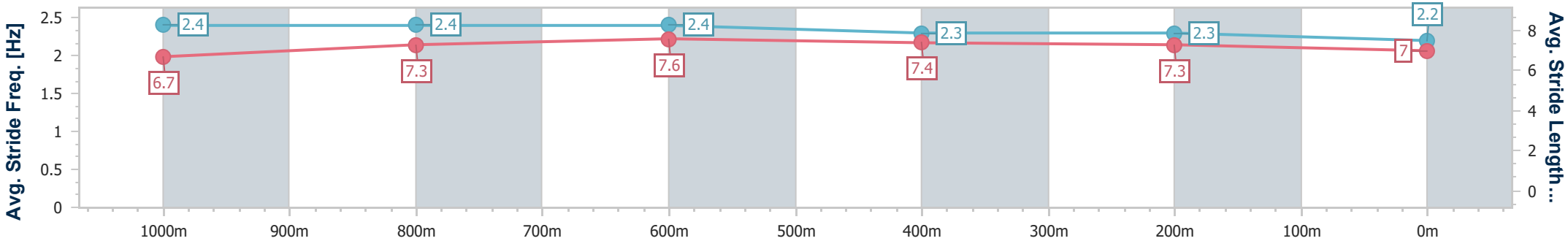

[ ]	Ranking at each section and finish
-:--.--	No data available at this section
NA	No data available

data processed by TRIPLESDATA

Eagle FarmProfessional

Race 5: DRINKWISE HINKLER HANDICAP - LISTED - 1200m

14 June 2025 - 14:05

BRISBANE RACING CLUB

Track Rating: Good 3, Weather: Fine, Rail Position: +4m Entire

Section	Overall	1000m	800m	600m	400m	200m	Last 600m
Field Times	1:09.47 (0:13.10)	0:56.37 (0:10.71)	0:45.66 (0:11.01)	0:34.65 (0:11.20)	0:23.45 (0:11.29)	0:12.16 (0:12.16)	0:34.65

Rank	TAB	Horse/Jockey	Barrier	Top Speed [km/h]	Fastest Section	Overall	1000m	800m	600m	400m	200m	Margin	Last 600m	Distance Travelled [m]
1	4	COMPELLING TRUTH	11	68.9	0:10.85	1:09.47 [1]	0:56.35 [2]	0:45.50 [2]	0:34.54 [2]	0:23.34 [2]	0:12.16 [1]	1:09.47	0:34.54	
		Bailey Wheeler		1000m	1000m	(0:13.12)	(0:10.85)	(0:10.96)	(0:11.20)	(0:11.18)	(0:12.16)			
2	7	NEED SOME LUCK	10	67.3	0:10.87	1:09.57 [2]	0:55.80 [9]	0:44.82 [7]	0:33.88 [7]	0:23.01 [6]	0:11.87 [6]	0.54L	0:33.88	+0
		Tommy Berry		1000m	600m	(0:13.77)	(0:10.98)	(0:10.94)	(0:10.87)	(0:11.14)	(0:11.87)			
3	9	APPIN GIRL	4	67.9	0:10.91	1:09.62 [3]	0:56.06 [6]	0:45.04 [5]	0:34.13 [5]	0:23.12 [5]	0:12.09 [3]	0.88L	0:34.13	+1
		Jason Collett		1000m	800m	(0:13.56)	(0:11.02)	(0:10.91)	(0:11.01)	(0:11.03)	(0:12.09)			
4	10	MILLANE	9	67.4	0:10.92	1:09.90 [4]	0:56.04 [10]	0:44.90 [10]	0:33.94 [9]	0:23.02 [9]	0:11.98 [8]	2.5L	0:33.94	+2
		Craig Williams		1000m	600m	(0:13.86)	(0:11.14)	(0:10.96)	(0:10.92)	(0:11.04)	(0:11.98)			
5	14	BEWS	2	68.7	0:10.87	1:09.92 [5]	0:55.98 [11]	0:44.68 [11]	0:33.73 [11]	0:22.86 [10]	0:11.98 [9]	2.59L	0:33.73	-1
		Jake Bayliss		600m	600m	(0:13.94)	(0:11.30)	(0:10.95)	(0:10.87)	(0:10.88)	(0:11.98)			
6	11	I AM ARTIE	3	67.8	0:10.89	1:09.96 [6]	0:56.47 [4]	0:45.35 [6]	0:34.46 [6]	0:23.37 [7]	0:12.12 [7]	2.85L	0:34.46	+1
		Kyle Wilson-Taylor		Overall	800m	(0:13.49)	(0:11.12)	(0:10.89)	(0:11.09)	(0:11.25)	(0:12.12)			
7	1	KING KAPA	7	69.3	0:10.74	1:10.02 [7]	0:56.70 [3]	0:45.96 [3]	0:34.89 [3]	0:23.61 [4]	0:12.41 [4]	3.18L	0:34.89	+2
		Cejay Graham		1000m	1000m	(0:13.32)	(0:10.74)	(0:11.07)	(0:11.28)	(0:11.20)	(0:12.41)			
8	2	PRINCE OF BOOM	6	69.4	0:10.71	1:10.10 [8]	0:57.00 [1]	0:46.29 [1]	0:35.28 [1]	0:24.08 [1]	0:12.60 [2]	3.66L	0:35.28	+0
		Tim Clark		1000m	1000m	(0:13.10)	(0:10.71)	(0:11.01)	(0:11.20)	(0:11.48)	(0:12.60)			
9	6	MANHOOD	8	69.8	0:10.70	1:10.30 [9]	0:56.77 [5]	0:46.07 [4]	0:35.11 [4]	0:23.97 [3]	0:12.60 [5]	4.84L	0:35.11	+0
		Rachel King		1000m	1000m	(0:13.53)	(0:10.70)	(0:10.96)	(0:11.14)	(0:11.37)	(0:12.60)			
10	8	SAFEWORK	5	67.6	0:11.04	1:10.53 [10]	0:56.83 [7]	0:45.66 [9]	0:34.54 [10]	0:23.45 [11]	0:12.41 [11]	6.21L	0:34.54	+4
		Robbie Dolan		800m	400m	(0:13.70)	(0:11.17)	(0:11.12)	(0:11.09)	(0:11.04)	(0:12.41)			

Scratched: The Big Goodbye (#5), Swiss Exile (#12), Gumdrops (#13)

[ ]	Ranking at each section and finish	SCN	Saddle cloth number
-:--.--	No data available at this section	DNF	Did not finish
NA	No data available	DNT	Did not track

data processed by TRIPLESDATA

Eagle FarmProfessional

Race 5: DRINKWISE HINKLER HANDICAP - LISTED - 1200m

14 June 2025 - 14:05

BRISBANE RACING CLUB

Track Rating: Good 3, Weather: Fine, Rail Position: +4m Entire

Section	Overall	1000m	800m	600m	400m	200m	Last 600m
Field Times	1:09.47 (0:13.10)	0:56.37 (0:10.71)	0:45.66 (0:11.01)	0:34.65 (0:11.20)	0:23.45 (0:11.29)	0:12.16 (0:12.16)	0:34.65

Rank	TAB	Horse/Jockey	Barrier	Top Speed [km/h]	Fastest Section	Overall	1000m	800m	600m	400m	200m	Margin	Last 600m	Distance Travelled [m]
11	3	I AM UNSTOPPABLE	1	67.5	0:10.91	1:10.63 [11]	0:56.91 [8]	0:45.79 [8]	0:34.88 [8]	0:23.79 [8]	0:12.55 [10]	6.82L	0:34.88	-2
		Ryan Maloney		800m	800m	(0:13.72)	(0:11.12)	(0:10.91)	(0:11.09)	(0:11.24)	(0:12.55)			

Scratched: The Big Goodbye (#5), Swiss Exile (#12), Gumdrops (#13)

[ ]	Ranking at each section and finish	**SCN**	Saddle cloth number
-:--.--	No data available at this section	**DNF**	Did not finish
NA	No data available	**DNT**	Did not track

data processed by TRIPLESDATA

Horse/Jockey Name	Compelling Truth
Final Rank	1
Fastest Section Time (Section)	0:10.85 (1000m)
Top Speed [km/h] (Section)	68.9 (1000m)
Race State	Finished

Eagle FarmProfessional

Race 5: DRINKWISE HINKLER HANDICAP - LISTED - 1200m

14 June 2025 - 14:05

Track Rating: Good 3, Weather: Fine, Rail Position: +4m Entire

BRISBANE RACING CLUB

Section	Overall	1000m	800m	600m	400m	200m
Section Times	1:09.47 [1] (0:13.12)	0:56.35 [2] (0:10.85)	0:45.50 [2] (0:10.96)	0:34.54 [2] (0:11.20)	0:23.34 [2] (0:11.18)	0:12.16 [1] (0:12.16)
Average Speed [km/h]	55.0	67.3	66.0	64.5	64.5	59.2
Top Speed [km/h]	67.5	68.9	67.6	66.0	65.9	62.0
Avg. Dist. to Rail [m]	6.4	3.0	1.4	0.7	0.4	0.5
Avg. Stride Freq. [Hz]	2.3	2.5	2.4	2.4	2.5	2.4
Avg. Stride Length [m]	6.6	7.6	7.6	7.4	7.3	6.9

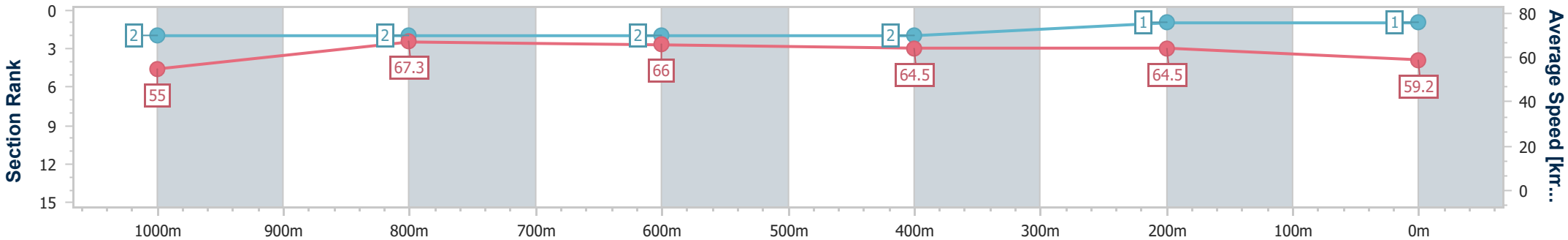

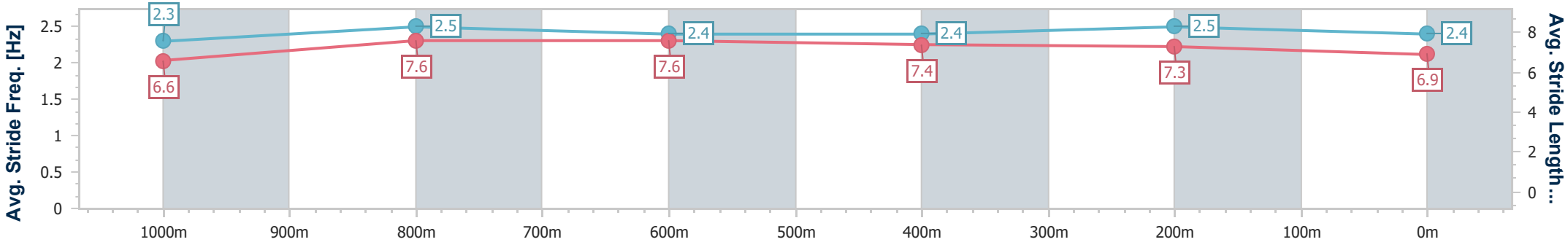

[ ]	Ranking at each section and finish
-:--.--	No data available at this section
NA	No data available

data processed by TRIPLESDATA

Horse/Jockey Name	Need Some Luck
Final Rank	2
Fastest Section Time (Section)	0:10.87 (600m)
Top Speed [km/h] (Section)	67.3 (1000m)
Race State	Finished

Eagle FarmProfessional

Race 5: DRINKWISE HINKLER HANDICAP - LISTED - 1200m

14 June 2025 - 14:05

Track Rating: Good 3, Weather: Fine, Rail Position: +4m Entire

BRISBANE RACING CLUB

Section	Overall	1000m	800m	600m	400m	200m
Section Times	1:09.57 [2] (0:13.77)	0:55.80 [9] (0:10.98)	0:44.82 [7] (0:10.94)	0:33.88 [7] (0:10.87)	0:23.01 [6] (0:11.14)	0:11.87 [6] (0:11.87)
Average Speed [km/h]	52.6	67.1	66.0	66.1	64.8	60.5
Top Speed [km/h]	66.0	67.3	66.5	66.6	66.4	62.5
Avg. Dist. to Rail [m]	7.6	4.5	1.3	0.9	4.0	3.9
Avg. Stride Freq. [Hz]	2.0	2.1	1.9	1.9	2.0	2.2
Avg. Stride Length [m]	7.3	8.4	9.0	9.1	8.8	7.6

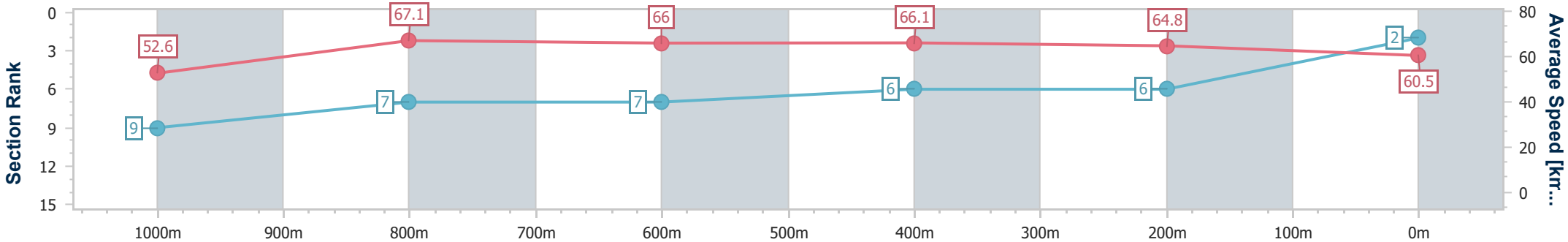

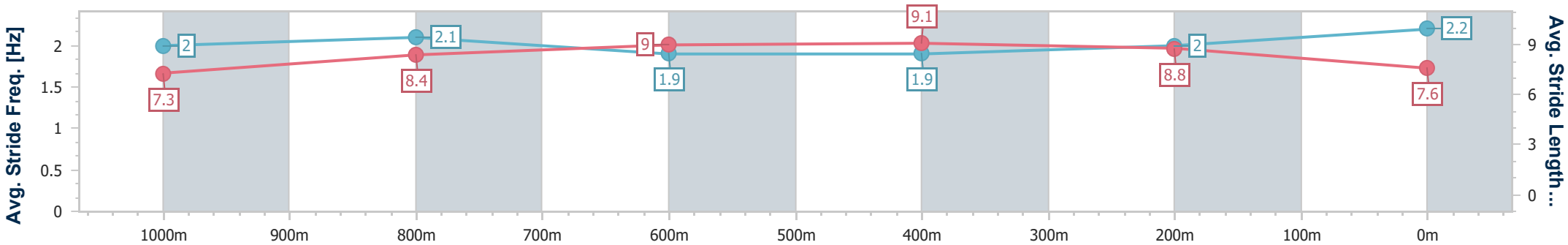

[ ]	Ranking at each section and finish
-:--.--	No data available at this section
NA	No data available

data processed by TRIPLESDATA

Horse/Jockey Name	Appin Girl
Final Rank	3
Fastest Section Time (Section)	0:10.91 (800m)
Top Speed [km/h] (Section)	67.9 (1000m)
Race State	Finished

Eagle FarmProfessional

Race 5: DRINKWISE HINKLER HANDICAP - LISTED - 1200m

14 June 2025 - 14:05

Track Rating: Good 3, Weather: Fine, Rail Position: +4m Entire

BRISBANE RACING CLUB

Section	Overall	1000m	800m	600m	400m	200m
Section Times	1:09.62 [3] (0:13.56)	0:56.06 [6] (0:11.02)	0:45.04 [5] (0:10.91)	0:34.13 [5] (0:11.01)	0:23.12 [5] (0:11.03)	0:12.09 [3] (0:12.09)
Average Speed [km/h]	53.1	66.7	66.8	65.6	65.4	59.3
Top Speed [km/h]	66.9	67.9	67.5	66.5	67.1	64.0
Avg. Dist. to Rail [m]	3.2	4.1	2.3	0.5	4.5	4.2
Avg. Stride Freq. [Hz]	2.3	2.4	2.3	2.3	2.4	2.3
Avg. Stride Length [m]	6.3	7.8	7.9	7.9	7.5	7.1

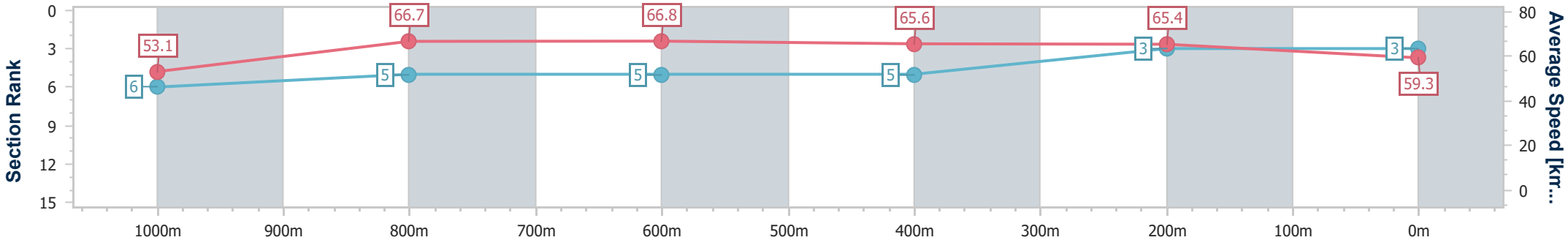

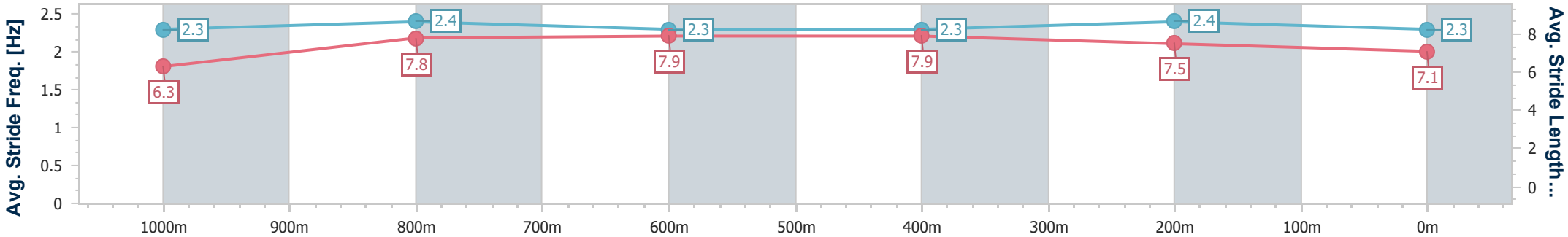

[ ]	Ranking at each section and finish
-:--.--	No data available at this section
NA	No data available

data processed by TRIPLESDATA

Horse/Jockey Name	Millane
Final Rank	4
Fastest Section Time (Section)	0:10.92 (600m)
Top Speed [km/h] (Section)	67.4 (1000m)
Race State	Finished

TAB

Eagle FarmProfessional

Race 5: DRINKWISE HINKLER HANDICAP - LISTED - 1200m

14 June 2025 - 14:05

Track Rating: Good 3, Weather: Fine, Rail Position: +4m Entire

BRISBANE RACING CLUB

Section	Overall	1000m	800m	600m	400m	200m
Section Times	1:09.90 [4] (0:13.86)	0:56.04 [10] (0:11.14)	0:44.90 [10] (0:10.96)	0:33.94 [9] (0:10.92)	0:23.02 [9] (0:11.04)	0:11.98 [8] (0:11.98)
Average Speed [km/h]	52.1	66.2	66.3	66.4	65.3	59.9
Top Speed [km/h]	65.8	67.4	67.3	67.2	66.6	62.8
Avg. Dist. to Rail [m]	6.7	4.8	2.1	1.3	5.0	5.4
Avg. Stride Freq. [Hz]	2.2	2.3	2.3	2.3	2.3	2.3
Avg. Stride Length [m]	6.5	7.8	7.6	7.8	7.6	7.4

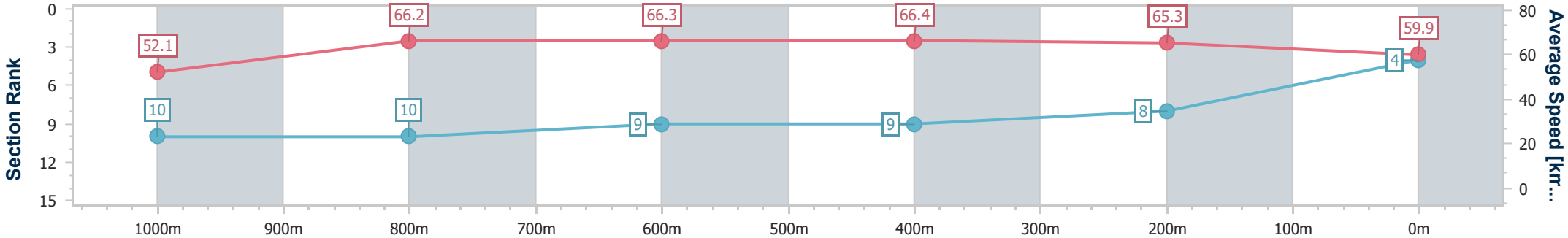

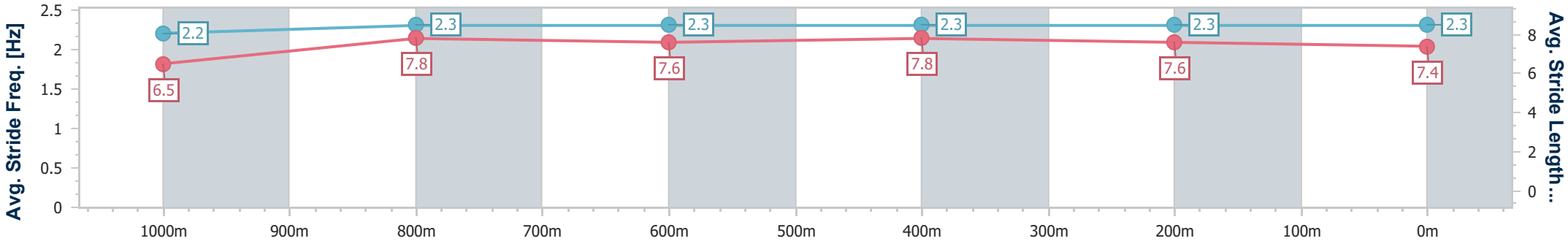

[ ]	Ranking at each section and finish
-:--.--	No data available at this section
NA	No data available

data processed by TRIPLESDATA

Horse/Jockey Name	Bews
Final Rank	5
Fastest Section Time (Section)	0:10.87 (600m)
Top Speed [km/h] (Section)	68.7 (600m)
Race State	Finished

TAB

Eagle FarmProfessional

Race 5: DRINKWISE HINKLER HANDICAP - LISTED - 1200m

14 June 2025 - 14:05

Track Rating: Good 3, Weather: Fine, Rail Position: +4m Entire

BRISBANE RACING CLUB

Section	Overall	1000m	800m	600m	400m	200m
Section Times	1:09.92 [5] (0:13.94)	0:55.98 [11] (0:11.30)	0:44.68 [11] (0:10.95)	0:33.73 [11] (0:10.87)	0:22.86 [10] (0:10.88)	0:11.98 [9] (0:11.98)
Average Speed [km/h]	51.9	64.9	66.1	66.1	66.3	60.1
Top Speed [km/h]	66.7	67.0	67.4	68.7	67.4	63.4
Avg. Dist. to Rail [m]	2.0	3.4	1.4	0.2	0.2	0.5
Avg. Stride Freq. [Hz]	2.3	2.4	2.4	2.4	1.9	2.3
Avg. Stride Length [m]	6.3	7.5	7.7	7.7	9.6	7.1

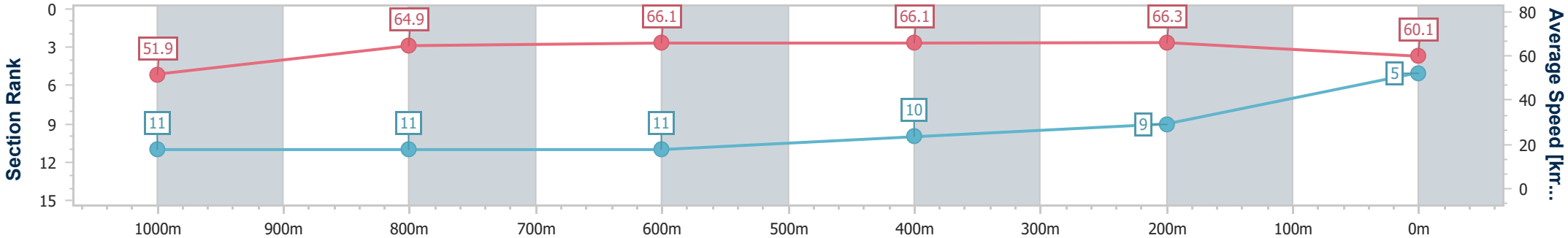

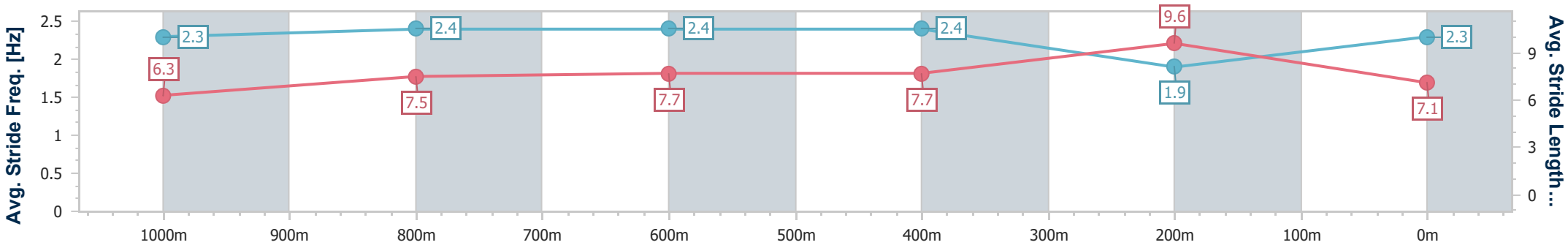

[ ]	Ranking at each section and finish
-:--.--	No data available at this section
NA	No data available

data processed by TRIPLESDATA

Horse/Jockey Name	I Am Artie
Final Rank	6
Fastest Section Time (Section)	0:10.89 (800m)
Top Speed [km/h] (Section)	67.8 (Overall)
Race State	Finished

Eagle FarmProfessional

Race 5: DRINKWISE HINKLER HANDICAP - LISTED - 1200m

14 June 2025 - 14:05

Track Rating: Good 3, Weather: Fine, Rail Position: +4m Entire

BRISBANE RACING CLUB

Section	Overall	1000m	800m	600m	400m	200m
Section Times	1:09.96 [6] (0:13.49)	0:56.47 [4] (0:11.12)	0:45.35 [6] (0:10.89)	0:34.46 [6] (0:11.09)	0:23.37 [7] (0:11.25)	0:12.12 [7] (0:12.12)
Average Speed [km/h]	53.5	65.8	66.8	65.2	64.0	59.6
Top Speed [km/h]	67.8	66.7	67.6	65.5	65.4	61.9
Avg. Dist. to Rail [m]	2.2	3.8	2.3	0.8	3.3	2.4
Avg. Stride Freq. [Hz]	2.2	2.3	2.3	2.3	2.3	2.3
Avg. Stride Length [m]	6.8	8.0	8.1	7.9	7.7	7.3

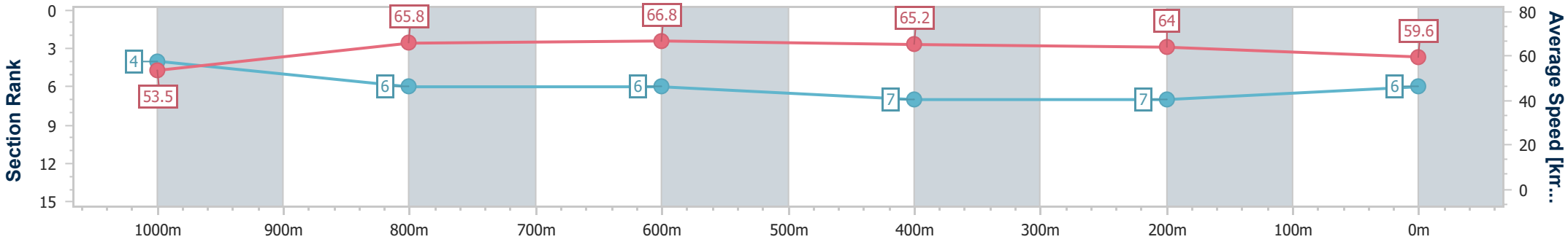

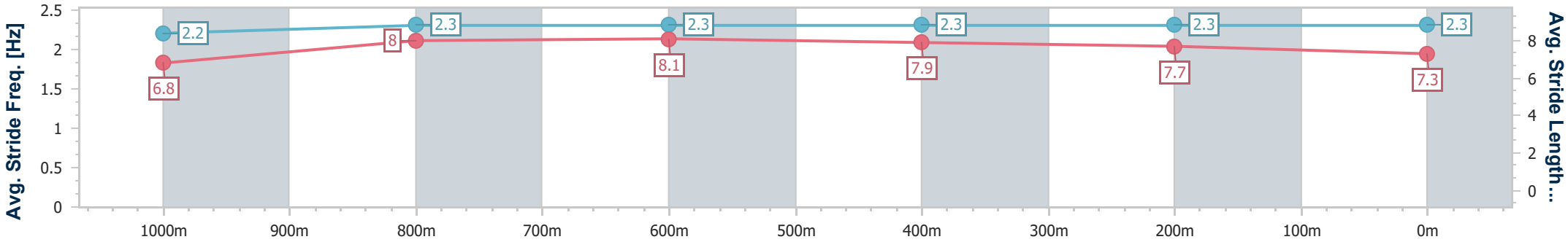

[ ]	Ranking at each section and finish
-:--.--	No data available at this section
NA	No data available

data processed by TRIPLESDATA

Horse/Jockey Name	King Kapa
Final Rank	7
Fastest Section Time (Section)	0:10.74 (1000m)
Top Speed [km/h] (Section)	69.3 (1000m)
Race State	Finished

TAB

Eagle FarmProfessional

Race 5: DRINKWISE HINKLER HANDICAP - LISTED - 1200m

14 June 2025 - 14:05

Track Rating: Good 3, Weather: Fine, Rail Position: +4m Entire

BRISBANE RACING CLUB

Section	Overall	1000m	800m	600m	400m	200m
Section Times	1:10.02 [7] (0:13.32)	0:56.70 [3] (0:10.74)	0:45.96 [3] (0:11.07)	0:34.89 [3] (0:11.28)	0:23.61 [4] (0:11.20)	0:12.41 [4] (0:12.41)
Average Speed [km/h]	54.1	67.8	65.8	64.8	64.3	58.0
Top Speed [km/h]	67.5	69.3	67.4	65.6	66.8	61.4
Avg. Dist. to Rail [m]	5.0	2.3	2.9	2.7	3.6	2.9
Avg. Stride Freq. [Hz]	2.4	2.5	2.4	2.4	2.4	2.3
Avg. Stride Length [m]	6.2	7.7	7.6	7.6	7.4	7.1

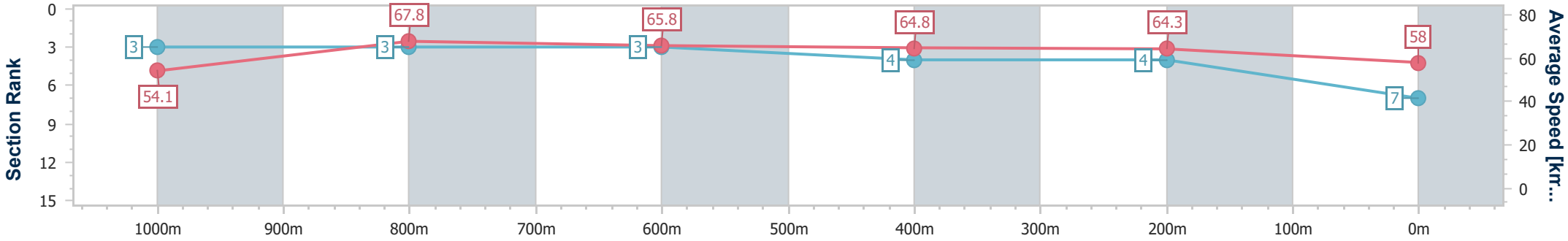

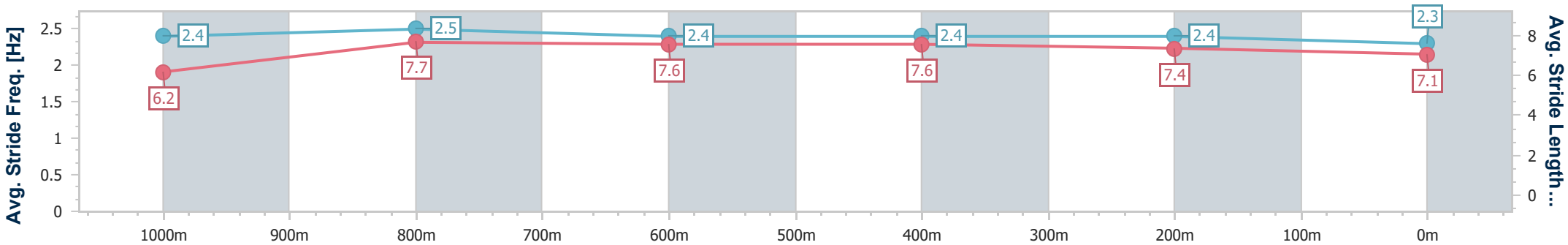

[ ]	Ranking at each section and finish
-:--.--	No data available at this section
NA	No data available

data processed by TRIPLESDATA

Horse/Jockey Name	Prince Of Boom
Final Rank	8
Fastest Section Time (Section)	0:10.71 (1000m)
Top Speed [km/h] (Section)	69.4 (1000m)
Race State	Finished

Eagle FarmProfessional

Race 5: DRINKWISE HINKLER HANDICAP - LISTED - 1200m

14 June 2025 - 14:05

Track Rating: Good 3, Weather: Fine, Rail Position: +4m Entire

BRISBANE RACING CLUB

Section	Overall	1000m	800m	600m	400m	200m
Section Times	1:10.10 [8] (0:13.10)	0:57.00 [1] (0:10.71)	0:46.29 [1] (0:11.01)	0:35.28 [1] (0:11.20)	0:24.08 [1] (0:11.48)	0:12.60 [2] (0:12.60)
Average Speed [km/h]	55.1	68.0	65.9	64.8	62.6	57.1
Top Speed [km/h]	67.5	69.4	66.9	65.6	65.3	60.4
Avg. Dist. to Rail [m]	3.3	2.1	2.4	1.2	0.6	0.9
Avg. Stride Freq. [Hz]	2.2	2.4	2.3	2.3	2.3	2.3
Avg. Stride Length [m]	6.9	8.0	7.9	7.8	7.5	7.0

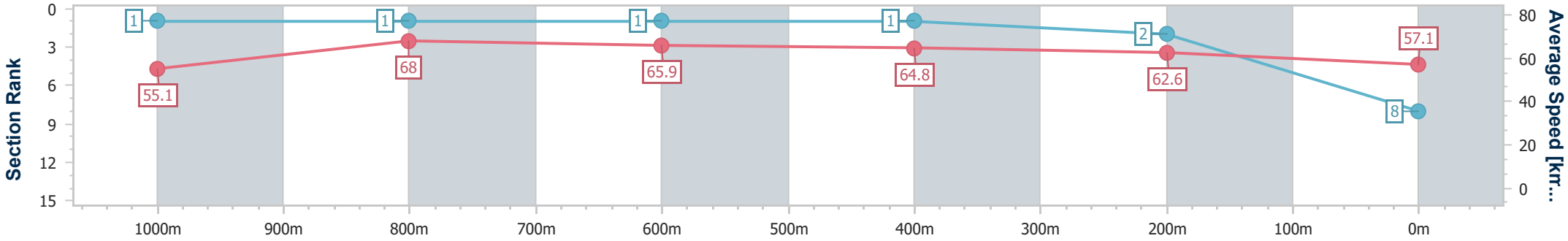

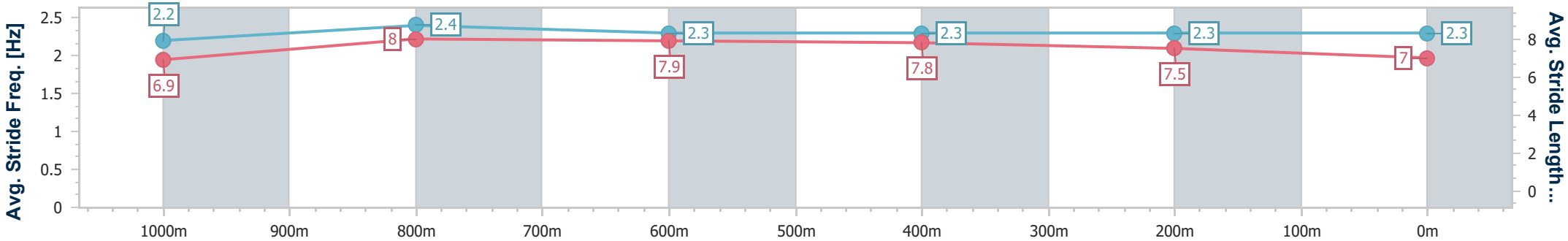

[ ]	Ranking at each section and finish
-:--.--	No data available at this section
NA	No data available

data processed by TRIPLESDATA

Horse/Jockey Name	Manhood
Final Rank	9
Fastest Section Time (Section)	0:10.70 (1000m)
Top Speed [km/h] (Section)	69.8 (1000m)
Race State	Finished

TAB

Eagle FarmProfessional

Race 5: DRINKWISE HINKLER HANDICAP - LISTED - 1200m

14 June 2025 - 14:05

Track Rating: Good 3, Weather: Fine, Rail Position: +4m Entire

BRISBANE RACING CLUB

Section	Overall	1000m	800m	600m	400m	200m
Section Times	1:10.30 [9] (0:13.53)	0:56.77 [5] (0:10.70)	0:46.07 [4] (0:10.96)	0:35.11 [4] (0:11.14)	0:23.97 [3] (0:11.37)	0:12.60 [5] (0:12.60)
Average Speed [km/h]	53.6	68.4	66.3	64.5	63.2	57.2
Top Speed [km/h]	69.7	69.8	67.3	65.4	65.0	60.9
Avg. Dist. to Rail [m]	5.6	3.5	1.8	0.3	2.1	2.3
Avg. Stride Freq. [Hz]	2.2	2.3	2.2	2.2	2.3	2.2
Avg. Stride Length [m]	6.9	8.3	8.4	8.1	7.5	7.2

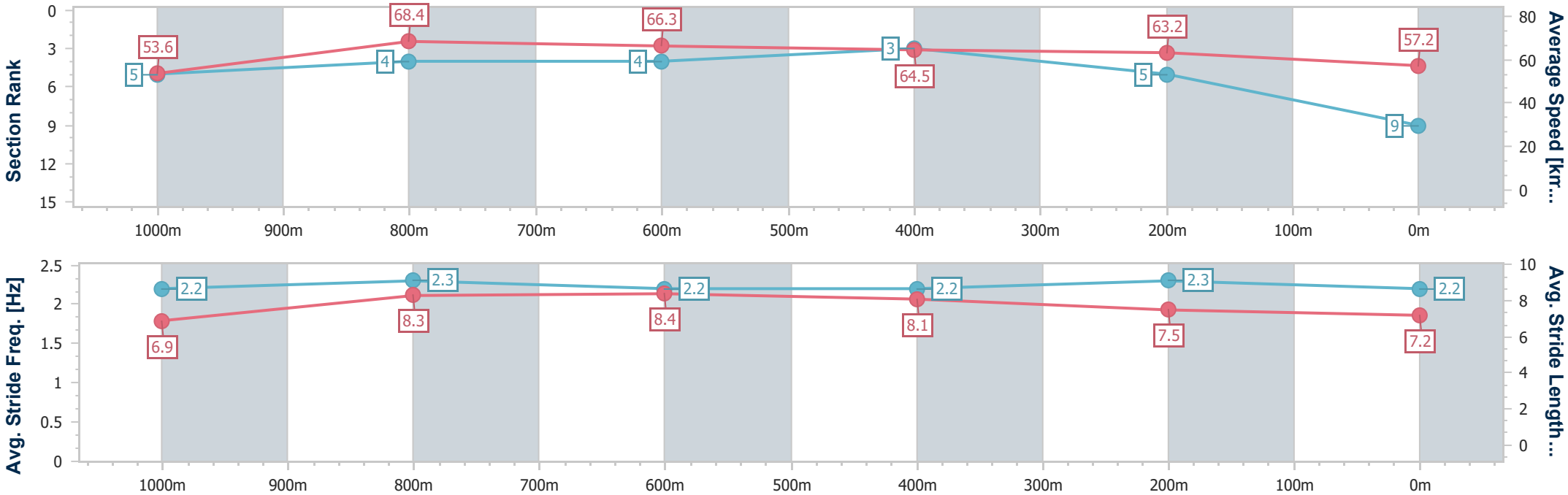

[ ]	Ranking at each section and finish
-:--.--	No data available at this section
NA	No data available

data processed by TRIPLESDATA

Horse/Jockey Name	Safework
Final Rank	10
Fastest Section Time (Section)	0:11.04 (400m)
Top Speed [km/h] (Section)	67.6 (800m)
Race State	Finished

Eagle FarmProfessional

Race 5: DRINKWISE HINKLER HANDICAP - LISTED - 1200m

14 June 2025 - 14:05

Track Rating: Good 3, Weather: Fine, Rail Position: +4m Entire

BRISBANE RACING CLUB

Section	Overall	1000m	800m	600m	400m	200m
Section Times	1:10.53 [10] (0:13.70)	0:56.83 [7] (0:11.17)	0:45.66 [9] (0:11.12)	0:34.54 [10] (0:11.09)	0:23.45 [11] (0:11.04)	0:12.41 [11] (0:12.41)
Average Speed [km/h]	52.7	65.9	65.6	65.7	65.1	58.0
Top Speed [km/h]	65.2	66.7	67.6	66.3	66.6	62.6
Avg. Dist. to Rail [m]	4.2	4.3	3.5	1.8	3.6	4.7
Avg. Stride Freq. [Hz]	2.3	2.3	2.3	2.3	2.3	2.2
Avg. Stride Length [m]	6.5	7.9	8.0	8.0	7.8	7.3

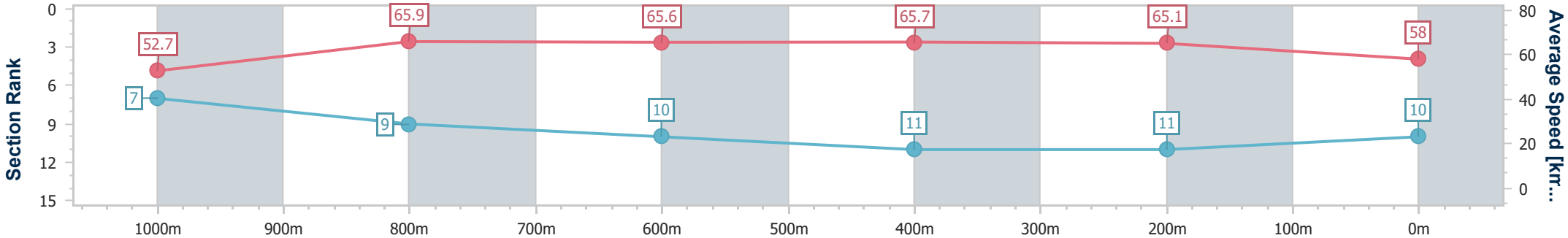

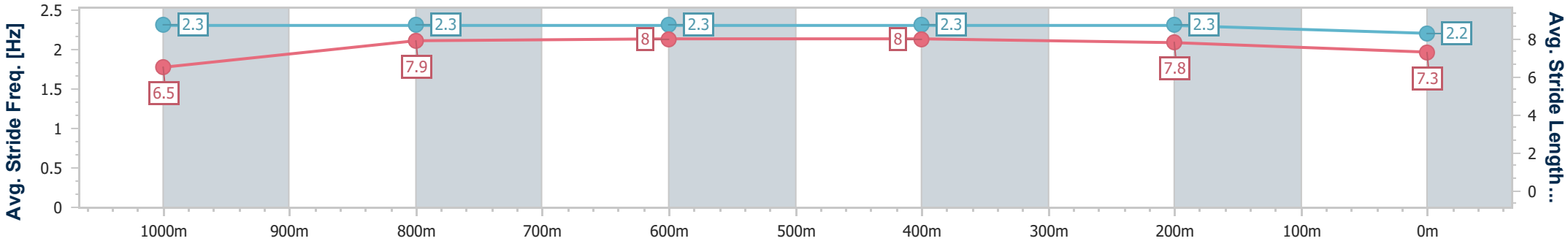

[ ]	Ranking at each section and finish
-:--.--	No data available at this section
NA	No data available

data processed by TRIPLESDATA

Horse/Jockey Name	I Am Unstoppable
Final Rank	11
Fastest Section Time (Section)	0:10.91 (800m)
Top Speed [km/h] (Section)	67.5 (800m)
Race State	Finished

Eagle FarmProfessional

Race 5: DRINKWISE HINKLER HANDICAP - LISTED - 1200m

14 June 2025 - 14:05

Track Rating: Good 3, Weather: Fine, Rail Position: +4m Entire

BRISBANE RACING CLUB

Section	Overall	1000m	800m	600m	400m	200m
Section Times	1:10.63 [11] (0:13.72)	0:56.91 [8] (0:11.12)	0:45.79 [8] (0:10.91)	0:34.88 [8] (0:11.09)	0:23.79 [8] (0:11.24)	0:12.55 [10] (0:12.55)
Average Speed [km/h]	52.4	65.6	66.4	65.1	64.2	57.3
Top Speed [km/h]	66.8	67.1	67.5	65.8	65.7	61.5
Avg. Dist. to Rail [m]	1.0	2.4	1.0	0.5	2.0	2.4
Avg. Stride Freq. [Hz]	2.2	2.3	2.3	2.3	2.3	2.2
Avg. Stride Length [m]	6.8	8.0	7.9	7.8	7.6	7.1

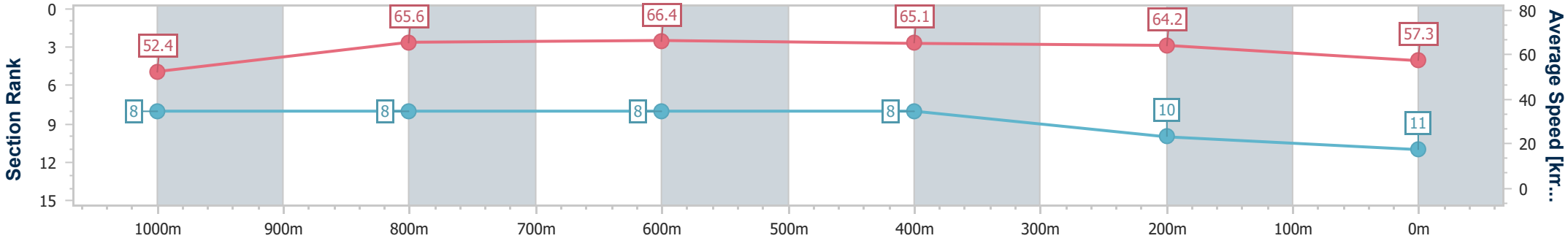

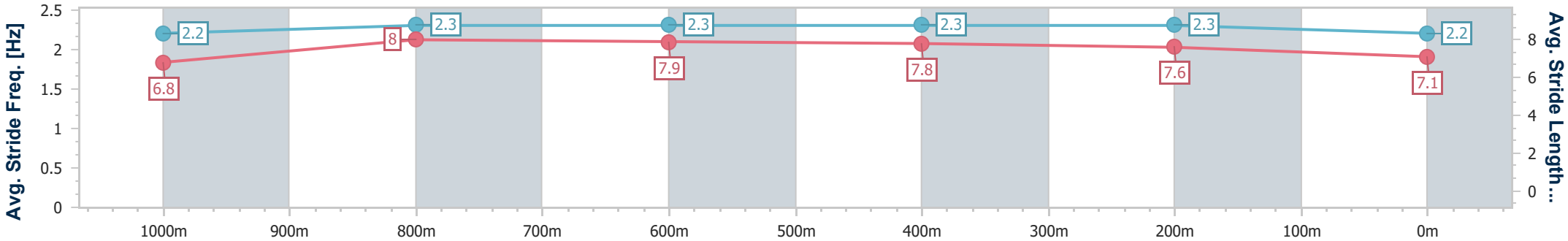

[ ]	Ranking at each section and finish
-:--.--	No data available at this section
NA	No data available

data processed by TRIPLESDATA

Eagle FarmProfessional

Race 6: LADBROKES J.J. ATKINS - GROUP 1 - 1600m

14 June 2025 - 14:42

BRISBANE RACING CLUB

Track Rating: Good 3, Weather: Fine, Rail Position: +4m Entire

Section	Overall	1400m	1200m	1000m	800m	600m	400m	Last 600m
Field Times	1:34.93 (0:13.16)	1:21.77 (0:10.32)	1:11.45 (0:11.02)	1:00.43 (0:11.98)	0:48.45 (0:12.06)	0:36.39 (0:12.05)	0:24.34 (0:11.73)	0:36.39

Rank	TAB	Horse/Jockey	Barrier	Top Speed [km/h]	Fastest Section	Overall	1400m	1200m	1000m	800m	600m	400m	Last 600m	Distance Travelled [m]
1	1	COOL ARCHIE	9	69.7	0:10.70	1:34.93 [1]	1:21.50 [6]	1:10.80 [5]	0:59.51 [6]	0:47.66 [5]	0:35.82 [6]	0:24.15 [3]	0:35.82	
		Martin Harley		1400m	1400m	(0:13.43)	(0:10.70)	(0:11.29)	(0:11.85)	(0:11.84)	(0:11.67)	(0:11.54)		
2	8	HIDDEN ACHIEVEMENT	6	66.8	0:10.97	1:35.15 [2]	1:21.34 [14]	1:10.37 [13]	0:59.27 [12]	0:47.30 [11]	0:35.46 [14]	0:23.99 [9]	0:35.46	-5
		James McDonald		Overall	1400m	(0:13.81)	(0:10.97)	(0:11.10)	(0:11.97)	(0:11.84)	(0:11.47)	(0:11.48)		
3	4	CALL DA VINCI	14	67.2	0:10.96	1:35.23 [3]	1:21.55 [11]	1:10.59 [12]	0:59.28 [13]	0:47.34 [12]	0:35.60 [12]	0:24.00 [11]	0:35.60	+1
		Jaden Lloyd		1400m	1400m	(0:13.68)	(0:10.96)	(0:11.31)	(0:11.94)	(0:11.74)	(0:11.60)	(0:11.50)		
4	16	PROVIDENCE	12	67.0	0:11.01	1:35.33 [4]	1:21.38 [15]	1:10.37 [15]	0:59.07 [15]	0:47.30 [14]	0:35.64 [13]	0:24.07 [12]	0:35.64	+4
		Tommy Berry		1400m	1400m	(0:13.95)	(0:11.01)	(0:11.30)	(0:11.77)	(0:11.66)	(0:11.57)	(0:11.51)		
5	6	AERODROME	15	70.2	0:10.42	1:35.46 [5]	1:22.21 [3]	1:11.79 [2]	1:00.76 [2]	0:48.96 [2]	0:36.91 [2]	0:24.87 [1]	0:36.91	-2
		Regan Bayliss		1400m	1400m	(0:13.25)	(0:10.42)	(0:11.03)	(0:11.80)	(0:12.05)	(0:12.04)	(0:12.00)		
6	2	GRAFTERBURNERS	2	68.4	0:10.76	1:35.52 [6]	1:22.08 [7]	1:11.32 [6]	1:00.12 [5]	0:48.23 [6]	0:36.44 [5]	0:24.57 [5]	0:36.44	-3
		Craig Williams		1400m	1400m	(0:13.44)	(0:10.76)	(0:11.20)	(0:11.89)	(0:11.79)	(0:11.87)	(0:11.73)		
7	10	NAVY PILOT	11	66.3	0:11.04	1:35.70 [7]	1:21.63 [16]	1:10.59 [16]	0:59.53 [14]	0:47.58 [15]	0:35.87 [15]	0:24.30 [14]	0:35.87	-8
		Ryan Maloney		1400m	1400m	(0:14.07)	(0:11.04)	(0:11.06)	(0:11.95)	(0:11.71)	(0:11.57)	(0:11.80)		
8	5	TORQUE TO BE SURE	10	67.7	0:10.88	1:35.74 [8]	1:22.12 [9]	1:11.24 [9]	1:00.04 [10]	0:48.20 [8]	0:36.43 [8]	0:24.70 [7]	0:36.43	+7
		Mark Zahra		Overall	1400m	(0:13.62)	(0:10.88)	(0:11.20)	(0:11.84)	(0:11.77)	(0:11.73)	(0:11.69)		
9	3	FARNICLE	4	66.3	0:11.07	1:35.88 [9]	1:22.35 [8]	1:11.28 [11]	1:00.04 [11]	0:47.98 [13]	0:36.30 [11]	0:24.77 [8]	0:36.30	+0
		Tim Clark		1400m	1400m	(0:13.53)	(0:11.07)	(0:11.24)	(0:12.06)	(0:11.68)	(0:11.53)	(0:11.59)		
10	15	MORTAL HALO	3	66.1	0:11.06	1:36.01 [10]	1:22.24 [13]	1:11.18 [14]	0:59.69 [16]	0:47.79 [16]	0:36.14 [16]	0:24.48 [16]	0:36.14	+0
		Zac Lloyd		1400m	1400m	(0:13.77)	(0:11.06)	(0:11.49)	(0:11.90)	(0:11.65)	(0:11.66)	(0:11.66)		

Scratched: Regulated Affair (#12)

[ ]	Ranking at each section and finish	SCN	Saddle cloth number
-:--.--	No data available at this section	DNF	Did not finish
NA	No data available	DNT	Did not track

data processed by TRIPLESDATA

Eagle FarmProfessional

Race 6: LADBROKES J.J. ATKINS - GROUP 1 - 1600m

14 June 2025 - 14:42

BRISBANE RACING CLUB

Track Rating: Good 3, Weather: Fine, Rail Position: +4m Entire

Section	Overall	1400m	1200m	1000m	800m	600m	400m	Last 600m
Field Times	1:34.93 (0:13.16)	1:21.77 (0:10.32)	1:11.45 (0:11.02)	1:00.43 (0:11.98)	0:48.45 (0:12.06)	0:36.39 (0:12.05)	0:24.34 (0:11.73)	0:36.39

Rank	TAB	Horse/Jockey	Barrier	Top Speed [km/h]	Fastest Section	Overall	1400m	1200m	1000m	800m	600m	400m	Last 600m	Distance Travelled [m]
11	7	**THEE CREEK**	5	67.5	0:11.02	1:36.15 [11]	1:22.80 [5]	1:11.78 [7]	1:00.50 [8]	0:48.56 [9]	0:36.76 [10]	0:25.13 [6]	0:36.76	+0
		Mark Du Plessis		Overall	1400m	(0:13.35)	(0:11.02)	(0:11.28)	(0:11.94)	(0:11.80)	(0:11.63)	(0:11.94)		
12	14	**MEET GEORGE**	8	68.7	0:10.74	1:36.21 [12]	1:22.94 [4]	1:12.20 [4]	1:01.00 [4]	0:49.16 [4]	0:37.24 [3]	0:25.35 [4]	0:37.24	-3
		Ron Stewart		1400m	1400m	(0:13.27)	(0:10.74)	(0:11.20)	(0:11.84)	(0:11.92)	(0:11.89)	(0:12.10)		
13	13	**THE BEAR**	16	70.9	0:10.32	1:36.32 [13]	1:23.16 [1]	1:12.84 [1]	1:01.82 [1]	0:49.84 [1]	0:37.78 [1]	0:25.72 [2]	0:37.78	-8
		Justin Stanley		1400m	1400m	(0:13.16)	(0:10.32)	(0:11.02)	(0:11.98)	(0:12.06)	(0:12.06)	(0:12.31)		
14	9	**ZEBRA FINCH**	1	67.9	0:10.87	1:36.69 [14]	1:23.01 [10]	1:12.14 [10]	1:01.10 [7]	0:49.21 [7]	0:37.42 [7]	0:25.52 [10]	0:37.42	-4
		Kerrin McEvoy		1400m	1400m	(0:13.68)	(0:10.87)	(0:11.04)	(0:11.89)	(0:11.79)	(0:11.90)	(0:12.07)		
15	17	**SWEET PRETENDER**	13	69.8	0:10.57	1:38.80 [15]	1:25.58 [2]	1:15.01 [3]	1:03.82 [3]	0:51.86 [3]	0:39.75 [4]	0:27.51 [13]	0:39.75	-6
		Cejay Graham		1400m	1400m	(0:13.22)	(0:10.57)	(0:11.19)	(0:11.96)	(0:12.11)	(0:12.24)	(0:12.80)		
16	11	**ZOUTANIUM**	7	69.3	0:10.76	1:41.19 [16]	1:27.49 [12]	1:16.73 [8]	1:05.50 [9]	0:53.58 [10]	0:41.80 [9]	0:29.70 [15]	0:41.80	+5
		Nash Rawiller		1400m	1400m	(0:13.70)	(0:10.76)	(0:11.23)	(0:11.92)	(0:11.78)	(0:12.10)	(0:13.21)		

Scratched: Regulated Affair (#12)

[ ]	Ranking at each section and finish	**SCN**	Saddle cloth number
-:--.--	No data available at this section	**DNF**	Did not finish
NA	No data available	**DNT**	Did not track

data processed by TRIPLESDATA

Eagle FarmProfessional

Race 6: LADBROKES J.J. ATKINS - GROUP 1 - 1600m

14 June 2025 - 14:42

BRISBANE RACING CLUB

Track Rating: Good 3, Weather: Fine, Rail Position: +4m Entire

Section	200m	Last 600m
Field Times	0:12.61 (0:12.61)	0:36.39

Rank	TAB	Horse/Jockey	Barrier	Top Speed [km/h]	Fastest Section		Margin		Distance Travelled [m]
1	1	**COOL ARCHIE**	9	69.7	0:10.70	0:12.61 [1]	1:34.93	0:35.82	
		Martin Harley		1400m	1400m	(0:12.61)			
2	8	**HIDDEN ACHIEVEMENT**	6	66.8	0:10.97	0:12.51 [3]	1.25L	0:35.46	-5
		James McDonald		Overall	1400m	(0:12.51)			
3	4	**CALL DA VINCI**	14	67.2	0:10.96	0:12.50 [6]	1.74L	0:35.60	+1
		Jaden Lloyd		1400m	1400m	(0:12.50)			
4	16	**PROVIDENCE**	12	67.0	0:11.01	0:12.56 [8]	2.35L	0:35.64	+4
		Tommy Berry		1400m	1400m	(0:12.56)			
5	6	**AERODROME**	15	70.2	0:10.42	0:12.87 [2]	3.07L	0:36.91	-2
		Regan Bayliss		1400m	1400m	(0:12.87)			
6	2	**GRAFTERBURNERS**	2	68.4	0:10.76	0:12.84 [4]	3.42L	0:36.44	-3
		Craig Williams		1400m	1400m	(0:12.84)			
7	10	**NAVY PILOT**	11	66.3	0:11.04	0:12.50 [13]	4.51L	0:35.87	-8
		Ryan Maloney		1400m	1400m	(0:12.50)			
8	5	**TORQUE TO BE SURE**	10	67.7	0:10.88	0:13.01 [7]	4.76L	0:36.43	+7
		Mark Zahra		Overall	1400m	(0:13.01)			
9	3	**FARNICLE**	4	66.3	0:11.07	0:13.18 [5]	5.56L	0:36.30	+0
		Tim Clark		1400m	1400m	(0:13.18)			
10	15	**MORTAL HALO**	3	66.1	0:11.06	0:12.82 [12]	6.32L	0:36.14	+0
		Zac Lloyd		1400m	1400m	(0:12.82)			

Scratched: Regulated Affair (#12)

[ ]	Ranking at each section and finish	**SCN**	Saddle cloth number
-:--.--	No data available at this section	**DNF**	Did not finish
NA	No data available	**DNT**	Did not track

data processed by TRIPLESDATA

Eagle FarmProfessional

Race 6: LADBROKES J.J. ATKINS - GROUP 1 - 1600m

14 June 2025 - 14:42

BRISBANE RACING CLUB

Track Rating: Good 3, Weather: Fine, Rail Position: +4m Entire

Section	200m	Last 600m
Field Times	0:12.61 (0:12.61)	0:36.39

Rank	TAB	Horse/Jockey	Barrier	Top Speed [km/h]	Fastest Section		Margin			Distance Travelled [m]
11	7	**THEE CREEK**	5	67.5	0:11.02	0:13.19 [10]	7.16L		0:36.76	+0
		Mark Du Plessis		Overall	1400m	(0:13.19)				
12	14	**MEET GEORGE**	8	68.7	0:10.74	0:13.25 [11]	7.48L		0:37.24	-3
		Ron Stewart		1400m	1400m	(0:13.25)				
13	13	**THE BEAR**	16	70.9	0:10.32	0:13.41 [9]	8.12L		0:37.78	-8
		Justin Stanley		1400m	1400m	(0:13.41)				
14	9	**ZEBRA FINCH**	1	67.9	0:10.87	0:13.45 [14]	10.31L		0:37.42	-4
		Kerrin McEvoy		1400m	1400m	(0:13.45)				
15	17	**SWEET PRETENDER**	13	69.8	0:10.57	0:14.71 [15]	22.74L		0:39.75	-6
		Cejay Graham		1400m	1400m	(0:14.71)				
16	11	**ZOUTANIUM**	7	69.3	0:10.76	0:16.49 [16]	36.77L		0:41.80	+5
		Nash Rawiller		1400m	1400m	(0:16.49)				

Scratched: Regulated Affair (#12)

[ ]	Ranking at each section and finish	**SCN**	Saddle cloth number
-:--.--	No data available at this section	**DNF**	Did not finish
NA	No data available	**DNT**	Did not track

data processed by TRIPLESDATA

Horse/Jockey Name	Cool Archie
Final Rank	1
Fastest Section Time (Section)	0:10.70 (1400m)
Top Speed [km/h] (Section)	69.7 (1400m)
Race State	Finished

TAB

Eagle FarmProfessional

Race 6: LADBROKES J.J. ATKINS - GROUP 1 - 1600m

14 June 2025 - 14:42

Track Rating: Good 3, Weather: Fine, Rail Position: +4m Entire

BRISBANE RACING CLUB

Section	Overall	1400m	1200m	1000m	800m	600m	400m	200m
Section Times	1:34.93 [1] (0:13.43)	1:21.50 [6] (0:10.70)	1:10.80 [5] (0:11.29)	0:59.51 [6] (0:11.85)	0:47.66 [5] (0:11.84)	0:35.82 [6] (0:11.67)	0:24.15 [3] (0:11.54)	0:12.61 [1] (0:12.61)
Average Speed [km/h]	53.9	67.4	64.0	61.7	61.6	62.3	62.4	57.1
Top Speed [km/h]	66.9	69.7	65.8	62.7	62.5	63.4	63.4	61.4
Avg. Dist. to Rail [m]	9.3	3.6	3.2	3.2	2.9	2.3	2.9	4.6
Avg. Stride Freq. [Hz]	2.3	2.4	2.3	2.3	2.2	2.3	2.3	2.3
Avg. Stride Length [m]	6.5	7.9	7.9	7.6	7.7	7.5	7.4	7.0

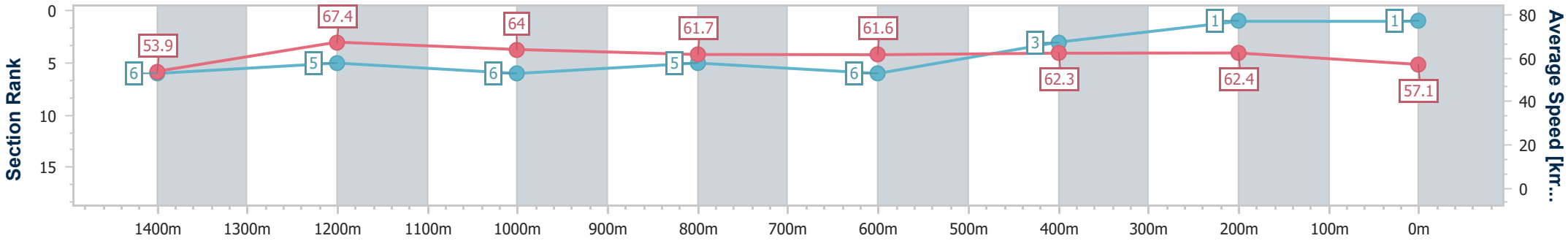

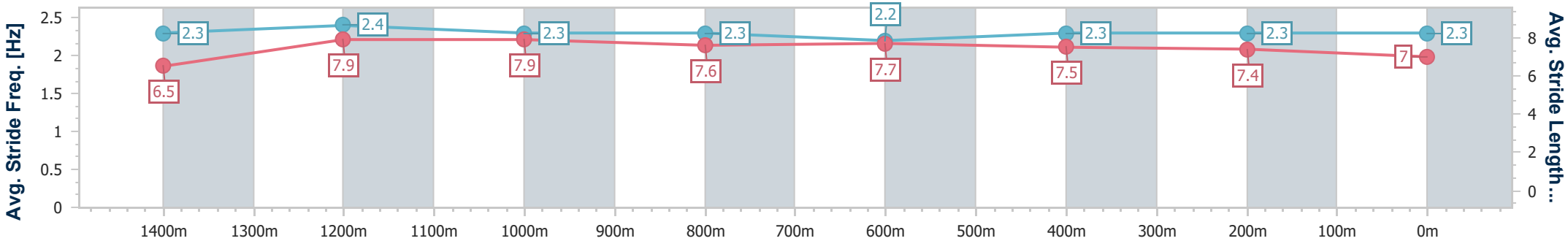

[ ]	Ranking at each section and finish
-:--.--	No data available at this section
NA	No data available

data processed by TRIPLESDATA

Horse/Jockey Name	Hidden Achievement
Final Rank	2
Fastest Section Time (Section)	0:10.97 (1400m)
Top Speed [km/h] (Section)	66.8 (Overall)
Race State	Finished

Eagle FarmProfessional

Race 6: LADBROKES J.J. ATKINS - GROUP 1 - 1600m

14 June 2025 - 14:42

Track Rating: Good 3, Weather: Fine, Rail Position: +4m Entire

BRISBANE RACING CLUB

Section	Overall	1400m	1200m	1000m	800m	600m	400m	200m
Section Times	1:35.15 [2] (0:13.81)	1:21.34 [14] (0:10.97)	1:10.37 [13] (0:11.10)	0:59.27 [12] (0:11.97)	0:47.30 [11] (0:11.84)	0:35.46 [14] (0:11.47)	0:23.99 [9] (0:11.48)	0:12.51 [3] (0:12.51)
Average Speed [km/h]	52.4	65.7	64.9	60.8	61.0	62.9	62.9	57.5
Top Speed [km/h]	66.8	66.6	65.7	62.1	62.1	64.5	64.3	61.2
Avg. Dist. to Rail [m]	4.9	1.8	2.4	1.9	0.9	1.0	1.3	1.7
Avg. Stride Freq. [Hz]	2.2	2.3	2.2	2.2	2.1	2.2	2.1	2.3
Avg. Stride Length [m]	6.6	8.0	8.2	7.8	7.9	7.9	8.3	7.0

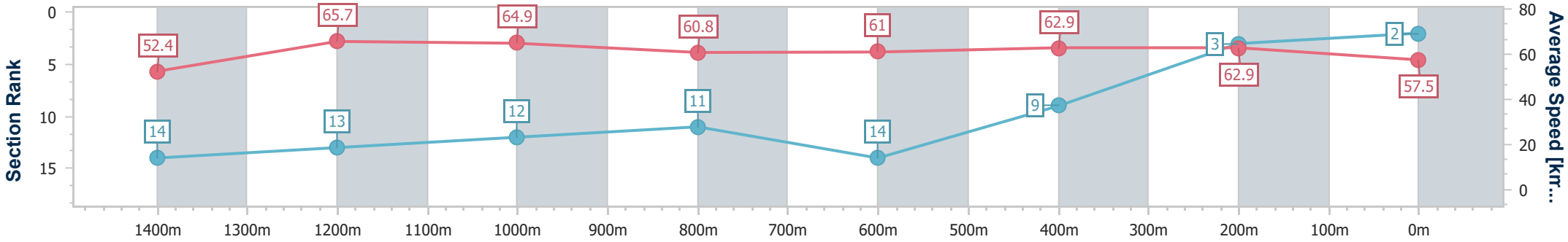

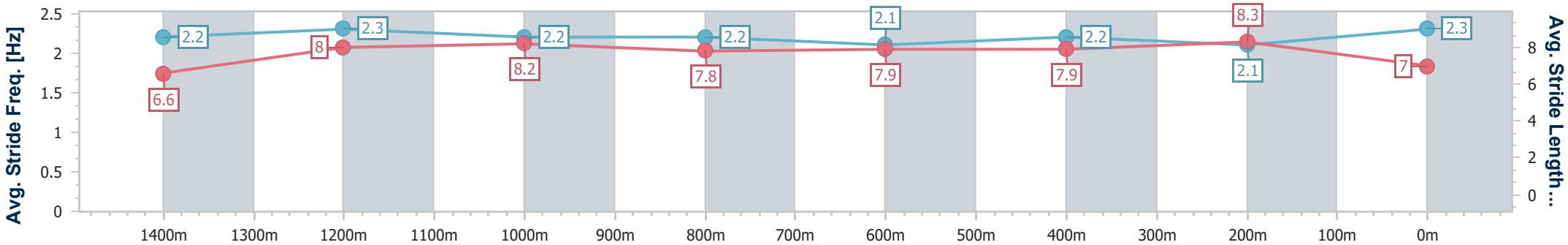

[ ]	Ranking at each section and finish
-:--.--	No data available at this section
NA	No data available

data processed by TRIPLESDATA

Horse/Jockey Name	Call Da Vinci
Final Rank	3
Fastest Section Time (Section)	0:10.96 (1400m)
Top Speed [km/h] (Section)	67.2 (1400m)
Race State	Finished

Eagle FarmProfessional

Race 6: LADBROKES J.J. ATKINS - GROUP 1 - 1600m

14 June 2025 - 14:42

Track Rating: Good 3, Weather: Fine, Rail Position: +4m Entire

BRISBANE RACING CLUB

Section	Overall	1400m	1200m	1000m	800m	600m	400m	200m
Section Times	1:35.23 [3] (0:13.68)	1:21.55 [11] (0:10.96)	1:10.59 [12] (0:11.31)	0:59.28 [13] (0:11.94)	0:47.34 [12] (0:11.74)	0:35.60 [12] (0:11.60)	0:24.00 [11] (0:11.50)	0:12.50 [6] (0:12.50)
Average Speed [km/h]	53.0	65.8	64.0	61.1	62.1	63.0	62.6	57.6
Top Speed [km/h]	66.6	67.2	65.4	61.9	63.4	65.3	65.4	60.6
Avg. Dist. to Rail [m]	11.7	4.5	3.6	3.2	3.2	2.9	4.0	3.8
Avg. Stride Freq. [Hz]	2.3	2.4	2.3	2.3	2.3	2.3	2.4	2.3
Avg. Stride Length [m]	6.4	7.7	7.8	7.5	7.6	7.6	7.4	7.1

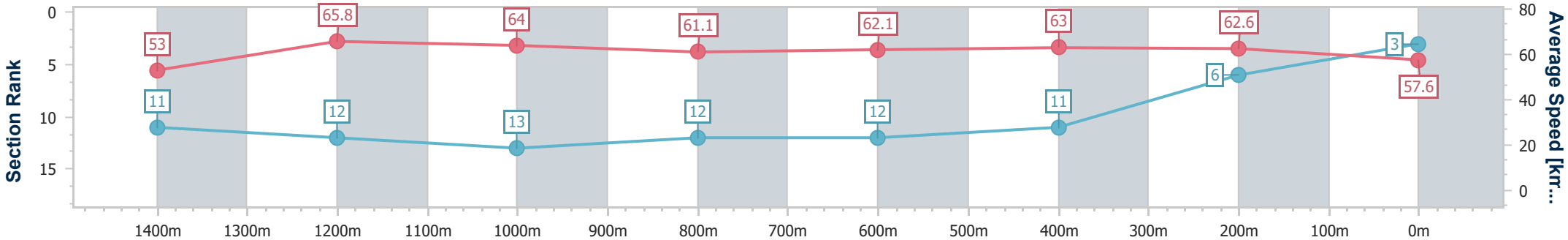

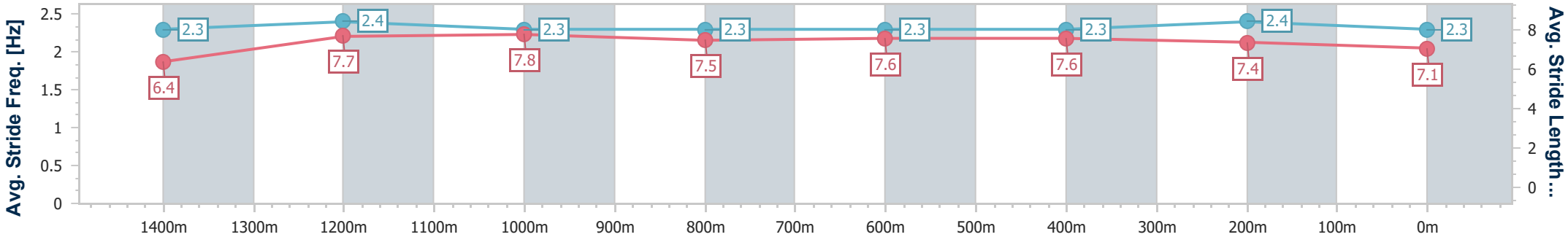

[ ]	Ranking at each section and finish
-:--.--	No data available at this section
NA	No data available

data processed by TRIPLESDATA

Horse/Jockey Name	Providence
Final Rank	4
Fastest Section Time (Section)	0:11.01 (1400m)
Top Speed [km/h] (Section)	67.0 (1400m)
Race State	Finished

TAB

Eagle FarmProfessional

Race 6: LADBROKES J.J. ATKINS - GROUP 1 - 1600m

14 June 2025 - 14:42

Track Rating: Good 3, Weather: Fine, Rail Position: +4m Entire

BRISBANE RACING CLUB

Section	Overall	1400m	1200m	1000m	800m	600m	400m	200m
Section Times	1:35.33 [4] (0:13.95)	1:21.38 [15] (0:11.01)	1:10.37 [15] (0:11.30)	0:59.07 [15] (0:11.77)	0:47.30 [14] (0:11.66)	0:35.64 [13] (0:11.57)	0:24.07 [12] (0:11.51)	0:12.56 [8] (0:12.56)
Average Speed [km/h]	51.8	65.5	64.0	62.5	62.8	63.7	62.5	57.4
Top Speed [km/h]	66.1	67.0	64.9	64.0	64.1	64.8	64.7	60.3
Avg. Dist. to Rail [m]	9.8	3.5	3.7	4.0	3.6	5.4	10.2	9.2
Avg. Stride Freq. [Hz]	2.2	2.3	2.3	2.3	2.3	2.3	2.4	2.3
Avg. Stride Length [m]	6.6	7.8	7.7	7.7	7.7	7.7	7.1	6.8

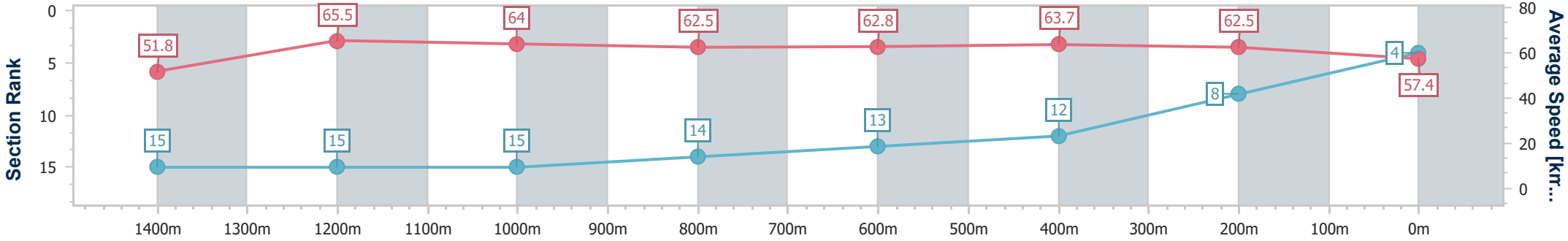

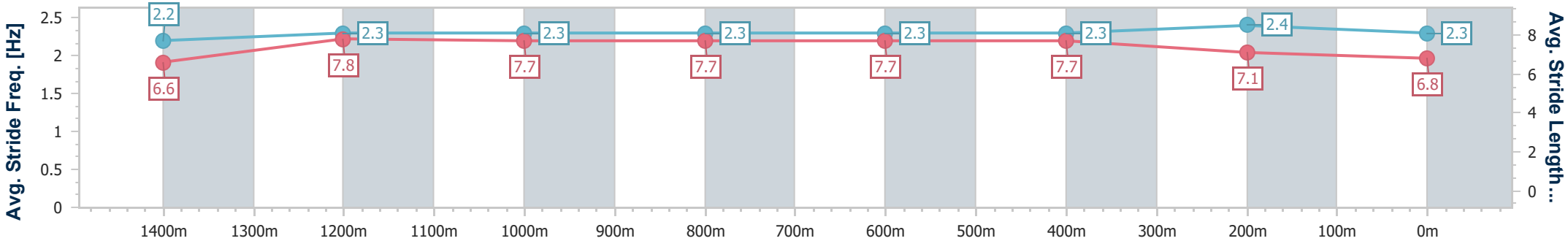

[ ]	Ranking at each section and finish
-:--.--	No data available at this section
NA	No data available

data processed by TRIPLESDATA

Horse/Jockey Name	Aerodrome
Final Rank	5
Fastest Section Time (Section)	0:10.42 (1400m)
Top Speed [km/h] (Section)	70.2 (1400m)
Race State	Finished

Eagle FarmProfessional

Race 6: LADBROKES J.J. ATKINS - GROUP 1 - 1600m

14 June 2025 - 14:42

Track Rating: Good 3, Weather: Fine, Rail Position: +4m Entire

BRISBANE RACING CLUB

Section	Overall	1400m	1200m	1000m	800m	600m	400m	200m
Section Times	1:35.46 [5] (0:13.25)	1:22.21 [3] (0:10.42)	1:11.79 [2] (0:11.03)	1:00.76 [2] (0:11.80)	0:48.96 [2] (0:12.05)	0:36.91 [2] (0:12.04)	0:24.87 [1] (0:12.00)	0:12.87 [2] (0:12.87)
Average Speed [km/h]	54.8	69.4	65.3	61.7	60.3	60.3	60.0	55.9
Top Speed [km/h]	69.5	70.2	68.8	62.4	61.7	61.0	61.4	58.5
Avg. Dist. to Rail [m]	13.2	4.8	3.5	2.5	2.1	1.6	1.6	2.9
Avg. Stride Freq. [Hz]	2.3	2.3	2.2	2.1	2.1	2.2	2.2	2.1
Avg. Stride Length [m]	6.7	8.5	8.2	8.0	7.8	7.8	7.7	7.4

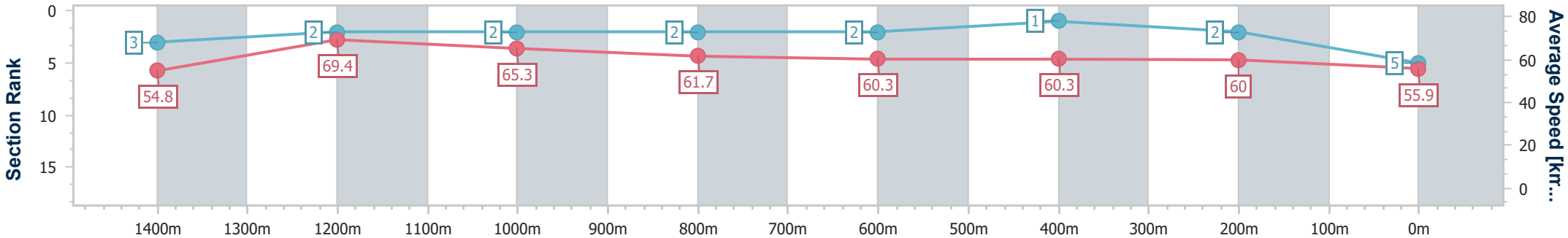

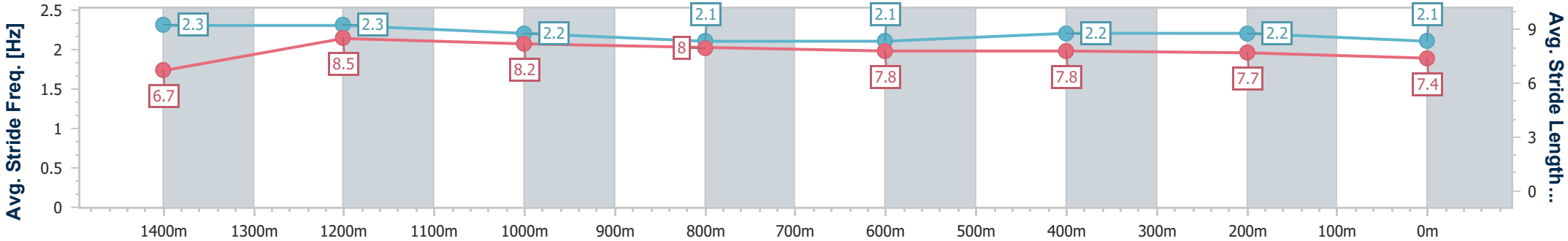

[ ]	Ranking at each section and finish
-:--.--	No data available at this section
NA	No data available

data processed by TRIPLESDATA

Horse/Jockey Name	Grafterburners
Final Rank	6
Fastest Section Time (Section)	0:10.76 (1400m)
Top Speed [km/h] (Section)	68.4 (1400m)
Race State	Finished

TAB

Eagle FarmProfessional

Race 6: LADBROKES J.J. ATKINS - GROUP 1 - 1600m

14 June 2025 - 14:42

Track Rating: Good 3, Weather: Fine, Rail Position: +4m Entire

BRISBANE RACING CLUB

Section	Overall	1400m	1200m	1000m	800m	600m	400m	200m
Section Times	1:35.52 [6] (0:13.44)	1:22.08 [7] (0:10.76)	1:11.32 [6] (0:11.20)	1:00.12 [5] (0:11.89)	0:48.23 [6] (0:11.79)	0:36.44 [5] (0:11.87)	0:24.57 [5] (0:11.73)	0:12.84 [4] (0:12.84)
Average Speed [km/h]	53.9	67.0	64.5	61.6	61.1	60.9	61.3	56.2
Top Speed [km/h]	67.5	68.4	67.3	62.5	61.8	62.7	62.9	60.5
Avg. Dist. to Rail [m]	4.3	2.3	3.3	2.8	1.0	0.6	3.6	5.2
Avg. Stride Freq. [Hz]	2.3	2.4	2.3	2.2	2.2	2.3	2.3	2.2
Avg. Stride Length [m]	6.4	7.8	7.8	7.5	7.6	7.4	7.4	7.0

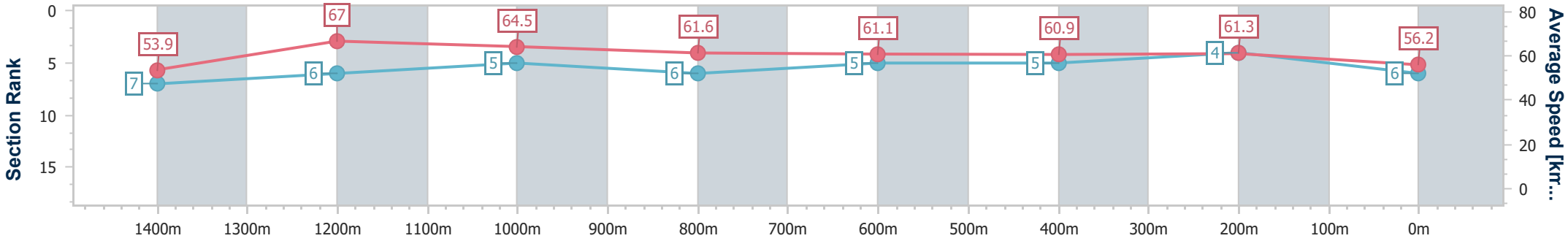

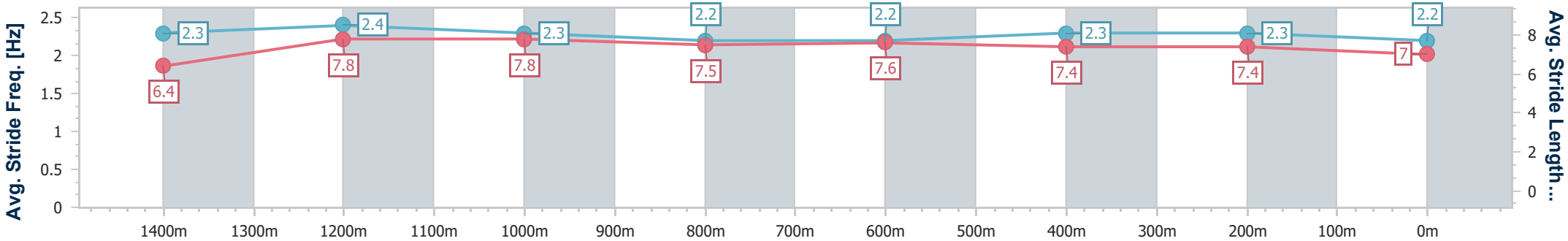

[ ]	Ranking at each section and finish
-:--.--	No data available at this section
NA	No data available

data processed by TRIPLESDATA

Horse/Jockey Name	Navy Pilot
Final Rank	7
Fastest Section Time (Section)	0:11.04 (1400m)
Top Speed [km/h] (Section)	66.3 (1400m)
Race State	Finished

TAB

Eagle FarmProfessional

Race 6: LADBROKES J.J. ATKINS - GROUP 1 - 1600m

14 June 2025 - 14:42

Track Rating: Good 3, Weather: Fine, Rail Position: +4m Entire

BRISBANE RACING CLUB

Section	Overall	1400m	1200m	1000m	800m	600m	400m	200m
Section Times	1:35.70 [7] (0:14.07)	1:21.63 [16] (0:11.04)	1:10.59 [16] (0:11.06)	0:59.53 [14] (0:11.95)	0:47.58 [15] (0:11.71)	0:35.87 [15] (0:11.57)	0:24.30 [14] (0:11.80)	0:12.50 [13] (0:12.50)
Average Speed [km/h]	51.5	65.4	65.1	60.6	61.4	62.0	61.0	57.7
Top Speed [km/h]	65.9	66.3	66.2	62.7	62.0	64.6	62.1	60.8
Avg. Dist. to Rail [m]	8.8	2.4	1.9	1.0	0.6	1.1	4.3	7.1
Avg. Stride Freq. [Hz]	2.3	2.3	2.3	2.2	2.2	2.2	2.2	2.2
Avg. Stride Length [m]	6.3	7.8	7.9	7.6	7.7	7.7	7.6	7.4

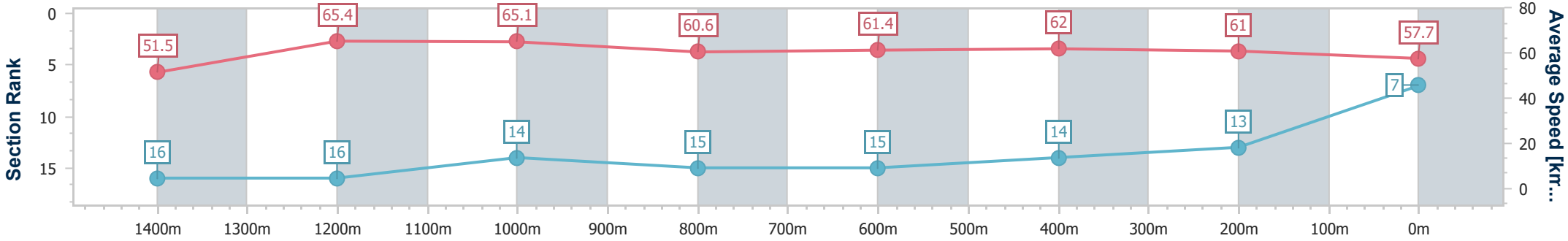

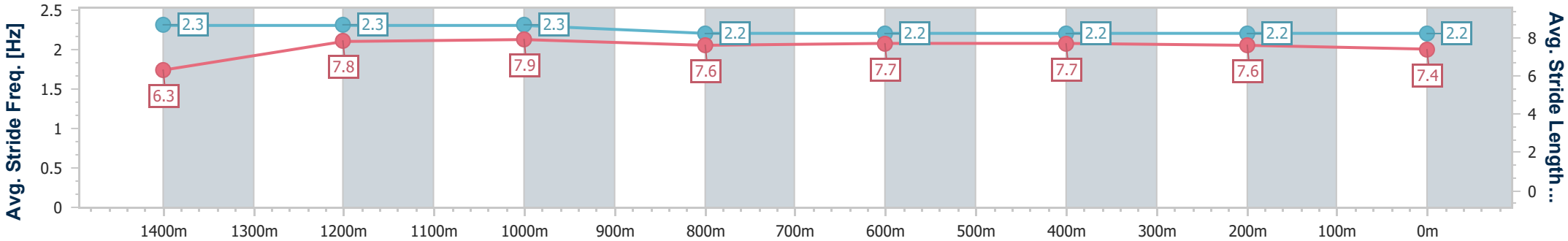

[ ]	Ranking at each section and finish
-:--.--	No data available at this section
NA	No data available

data processed by TRIPLESDATA

Horse/Jockey Name	Torque To Be Sure
Final Rank	8
Fastest Section Time (Section)	0:10.88 (1400m)
Top Speed [km/h] (Section)	67.7 (Overall)
Race State	Finished

Eagle FarmProfessional

Race 6: LADBROKES J.J. ATKINS - GROUP 1 - 1600m

14 June 2025 - 14:42

Track Rating: Good 3, Weather: Fine, Rail Position: +4m Entire

BRISBANE RACING CLUB

Section	Overall	1400m	1200m	1000m	800m	600m	400m	200m
Section Times	1:35.74 [8] (0:13.62)	1:22.12 [9] (0:10.88)	1:11.24 [9] (0:11.20)	1:00.04 [10] (0:11.84)	0:48.20 [8] (0:11.77)	0:36.43 [8] (0:11.73)	0:24.70 [7] (0:11.69)	0:13.01 [7] (0:13.01)
Average Speed [km/h]	53.0	66.6	64.5	62.2	62.6	63.1	61.6	55.4
Top Speed [km/h]	67.7	67.6	66.3	62.8	63.0	63.9	63.7	59.5
Avg. Dist. to Rail [m]	9.7	4.6	4.2	4.4	4.8	6.1	9.9	11.2
Avg. Stride Freq. [Hz]	2.3	2.3	2.3	2.3	2.3	2.4	2.4	2.3
Avg. Stride Length [m]	6.4	7.7	7.5	7.4	7.6	7.3	7.2	6.9

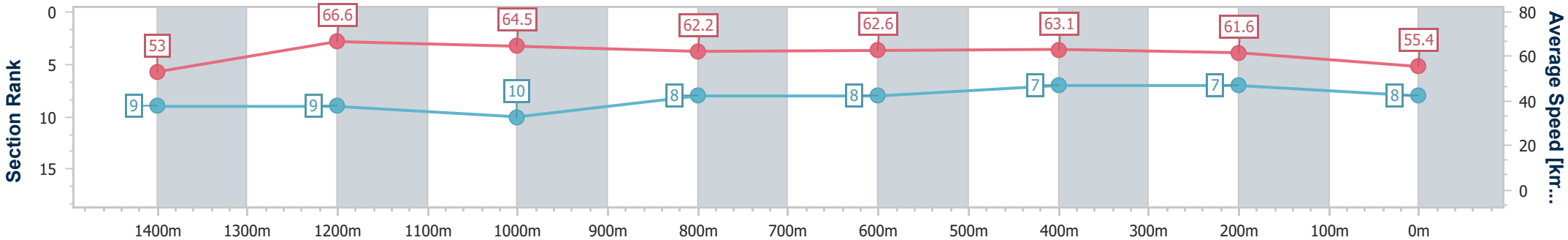

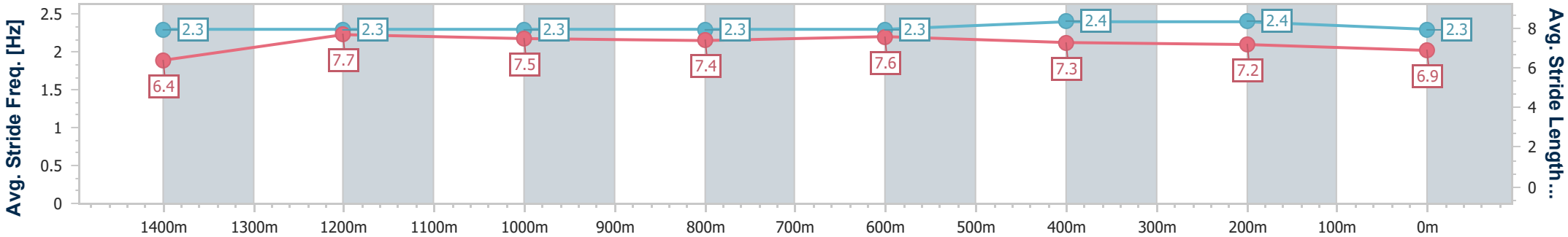

[ ]	Ranking at each section and finish
-:--.--	No data available at this section
NA	No data available

data processed by TRIPLESDATA

Horse/Jockey Name	Farnicle
Final Rank	9
Fastest Section Time (Section)	0:11.07 (1400m)
Top Speed [km/h] (Section)	66.3 (1400m)
Race State	Finished

Eagle FarmProfessional

Race 6: LADBROKES J.J. ATKINS - GROUP 1 - 1600m

14 June 2025 - 14:42

Track Rating: Good 3, Weather: Fine, Rail Position: +4m Entire

BRISBANE RACING CLUB

Section	Overall	1400m	1200m	1000m	800m	600m	400m	200m
Section Times	1:35.88 [9] (0:13.53)	1:22.35 [8] (0:11.07)	1:11.28 [11] (0:11.24)	1:00.04 [11] (0:12.06)	0:47.98 [13] (0:11.68)	0:36.30 [11] (0:11.53)	0:24.77 [8] (0:11.59)	0:13.18 [5] (0:13.18)
Average Speed [km/h]	53.4	65.2	64.3	61.1	61.9	63.4	62.2	54.5
Top Speed [km/h]	65.6	66.3	65.4	61.5	63.0	65.7	63.5	59.5
Avg. Dist. to Rail [m]	5.4	4.2	5.0	4.0	1.6	3.0	6.8	6.0
Avg. Stride Freq. [Hz]	2.3	2.4	2.3	2.3	2.3	2.3	2.4	2.3
Avg. Stride Length [m]	6.4	7.5	7.7	7.5	7.6	7.6	7.3	6.6

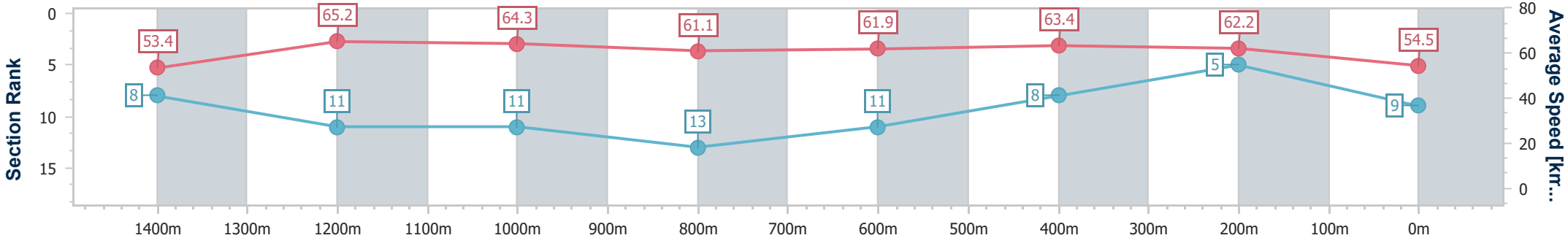

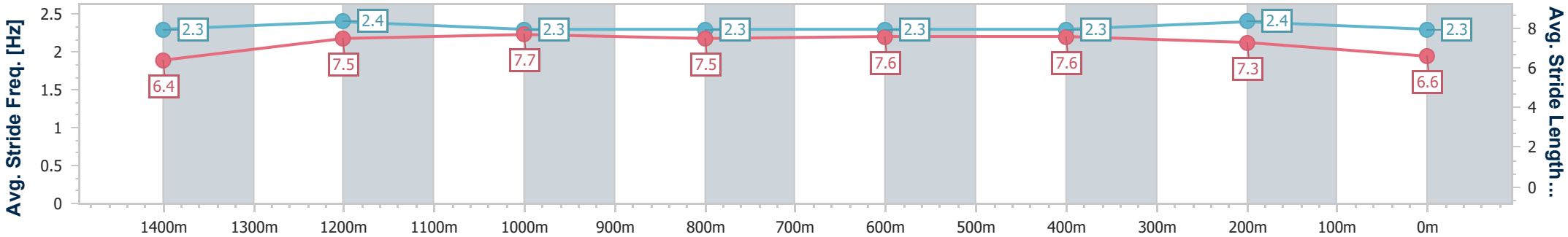

[ ]	Ranking at each section and finish
-:--.--	No data available at this section
NA	No data available

data processed by TRIPLESDATA

Horse/Jockey Name	Mortal Halo
Final Rank	10
Fastest Section Time (Section)	0:11.06 (1400m)
Top Speed [km/h] (Section)	66.1 (1400m)
Race State	Finished

TAB

Eagle FarmProfessional

Race 6: LADBROKES J.J. ATKINS - GROUP 1 - 1600m

14 June 2025 - 14:42

Track Rating: Good 3, Weather: Fine, Rail Position: +4m Entire

BRISBANE RACING CLUB

Section	Overall	1400m	1200m	1000m	800m	600m	400m	200m
Section Times	1:36.01 [10] (0:13.77)	1:22.24 [13] (0:11.06)	1:11.18 [14] (0:11.49)	0:59.69 [16] (0:11.90)	0:47.79 [16] (0:11.65)	0:36.14 [16] (0:11.66)	0:24.48 [16] (0:11.66)	0:12.82 [12] (0:12.82)
Average Speed [km/h]	52.6	65.1	62.7	61.2	62.3	63.2	61.7	56.2
Top Speed [km/h]	65.9	66.1	63.8	63.3	63.6	64.0	63.5	59.8
Avg. Dist. to Rail [m]	3.9	2.0	2.3	2.5	2.2	3.7	7.9	8.8
Avg. Stride Freq. [Hz]	2.2	2.2	2.2	2.1	2.1	2.1	2.2	2.1
Avg. Stride Length [m]	6.6	7.7	8.0	7.8	7.8	7.8	7.8	7.4

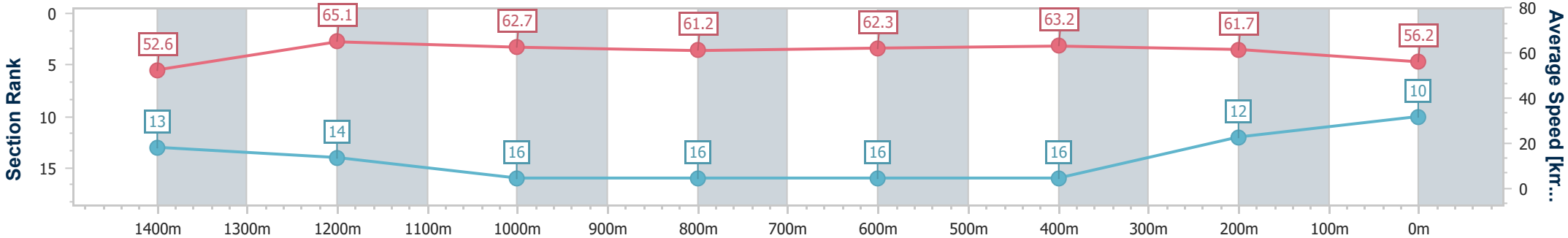

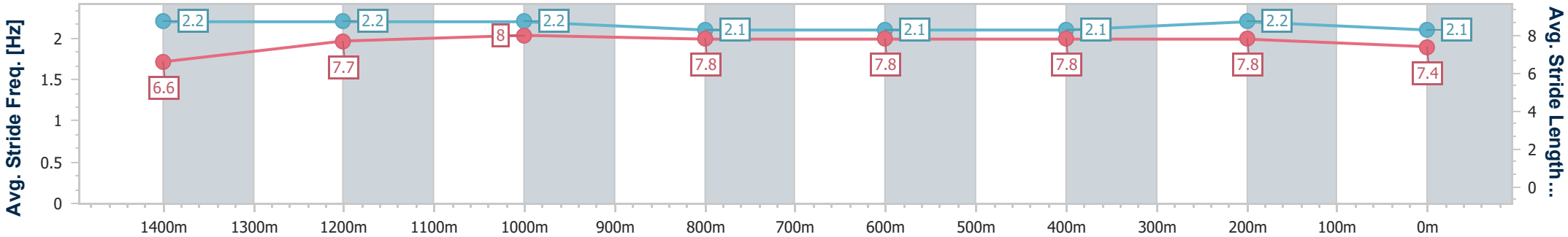

[ ]	Ranking at each section and finish
-:--.--	No data available at this section
NA	No data available

data processed by TRIPLESDATA

Horse/Jockey Name	Thee Creek
Final Rank	11
Fastest Section Time (Section)	0:11.02 (1400m)
Top Speed [km/h] (Section)	67.5 (Overall)
Race State	Finished

TAB

Eagle FarmProfessional

Race 6: LADBROKES J.J. ATKINS - GROUP 1 - 1600m

14 June 2025 - 14:42

Track Rating: Good 3, Weather: Fine, Rail Position: +4m Entire

BRISBANE RACING CLUB

Section	Overall	1400m	1200m	1000m	800m	600m	400m	200m
Section Times	1:36.15 [11] (0:13.35)	1:22.80 [5] (0:11.02)	1:11.78 [7] (0:11.28)	1:00.50 [8] (0:11.94)	0:48.56 [9] (0:11.80)	0:36.76 [10] (0:11.63)	0:25.13 [6] (0:11.94)	0:13.19 [10] (0:13.19)
Average Speed [km/h]	54.0	65.7	64.0	61.2	61.7	62.8	60.3	54.5
Top Speed [km/h]	67.5	67.4	65.3	62.1	62.5	63.6	62.2	57.9
Avg. Dist. to Rail [m]	5.8	4.0	4.1	3.5	2.6	2.8	5.9	6.2
Avg. Stride Freq. [Hz]	2.4	2.4	2.3	2.3	2.3	2.4	2.4	2.2
Avg. Stride Length [m]	6.3	7.6	7.6	7.4	7.5	7.4	7.0	6.8

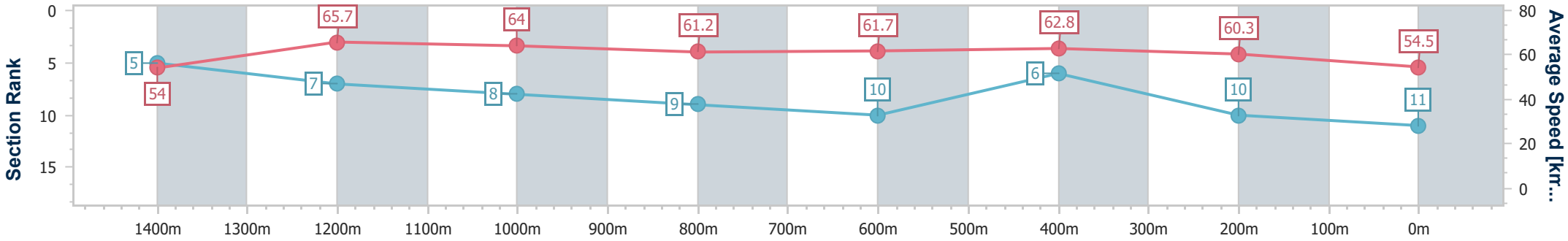

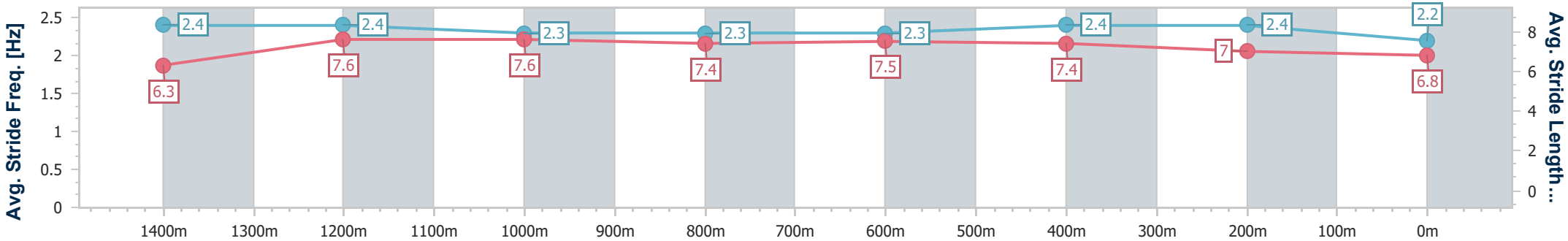

[ ]	Ranking at each section and finish
-:--.--	No data available at this section
NA	No data available

data processed by TRIPLESDATA

Horse/Jockey Name	Meet George
Final Rank	12
Fastest Section Time (Section)	0:10.74 (1400m)
Top Speed [km/h] (Section)	68.7 (1400m)
Race State	Finished

TAB

Eagle FarmProfessional

Race 6: LADBROKES J.J. ATKINS - GROUP 1 - 1600m

14 June 2025 - 14:42

Track Rating: Good 3, Weather: Fine, Rail Position: +4m Entire

BRISBANE RACING CLUB

Section	Overall	1400m	1200m	1000m	800m	600m	400m	200m
Section Times	1:36.21 [12] (0:13.27)	1:22.94 [4] (0:10.74)	1:12.20 [4] (0:11.20)	1:01.00 [4] (0:11.84)	0:49.16 [4] (0:11.92)	0:37.24 [3] (0:11.89)	0:25.35 [4] (0:12.10)	0:13.25 [11] (0:13.25)
Average Speed [km/h]	54.5	66.9	64.5	61.6	60.9	60.9	59.5	54.3
Top Speed [km/h]	68.2	68.7	66.8	63.1	61.7	61.8	61.0	57.3
Avg. Dist. to Rail [m]	7.2	2.8	2.9	2.7	1.9	1.1	2.0	2.2
Avg. Stride Freq. [Hz]	2.3	2.3	2.3	2.2	2.2	2.3	2.3	2.2
Avg. Stride Length [m]	6.7	7.9	8.0	7.8	7.6	7.6	7.3	7.0

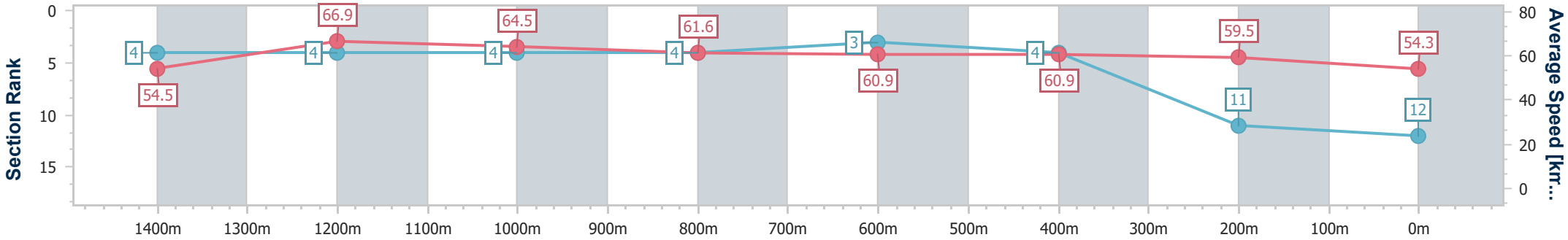

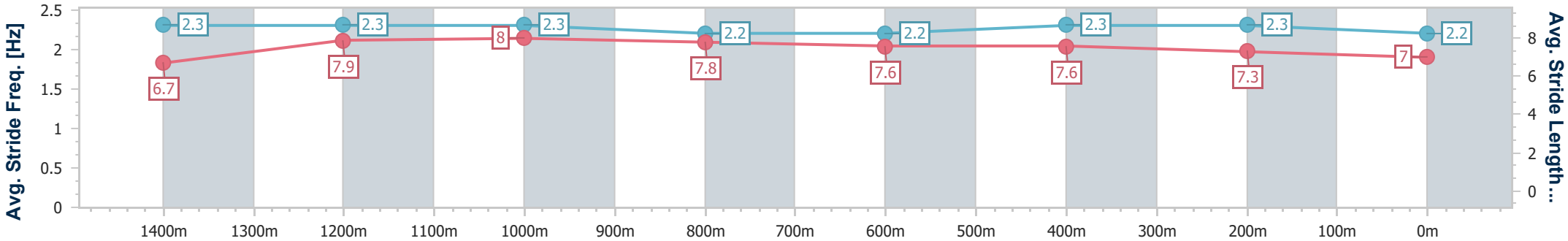

[ ]	Ranking at each section and finish
-:--.--	No data available at this section
NA	No data available

data processed by TRIPLESDATA

Horse/Jockey Name	The Bear
Final Rank	13
Fastest Section Time (Section)	0:10.32 (1400m)
Top Speed [km/h] (Section)	70.9 (1400m)
Race State	Finished

Eagle FarmProfessional

Race 6: LADBROKES J.J. ATKINS - GROUP 1 - 1600m

14 June 2025 - 14:42

Track Rating: Good 3, Weather: Fine, Rail Position: +4m Entire

BRISBANE RACING CLUB

Section	Overall	1400m	1200m	1000m	800m	600m	400m	200m
Section Times	1:36.32 [13] (0:13.16)	1:23.16 [1] (0:10.32)	1:12.84 [1] (0:11.02)	1:01.82 [1] (0:11.98)	0:49.84 [1] (0:12.06)	0:37.78 [1] (0:12.06)	0:25.72 [2] (0:12.31)	0:13.41 [9] (0:13.41)
Average Speed [km/h]	55.2	70.1	65.2	60.7	59.7	59.1	58.4	53.7
Top Speed [km/h]	69.6	70.9	69.0	61.6	60.0	59.8	60.1	56.3
Avg. Dist. to Rail [m]	15.5	6.4	4.0	1.8	1.0	2.0	0.5	0.8
Avg. Stride Freq. [Hz]	2.2	2.3	2.2	2.1	2.1	2.1	2.2	2.1
Avg. Stride Length [m]	7.0	8.4	8.3	7.9	7.8	7.7	7.6	7.2

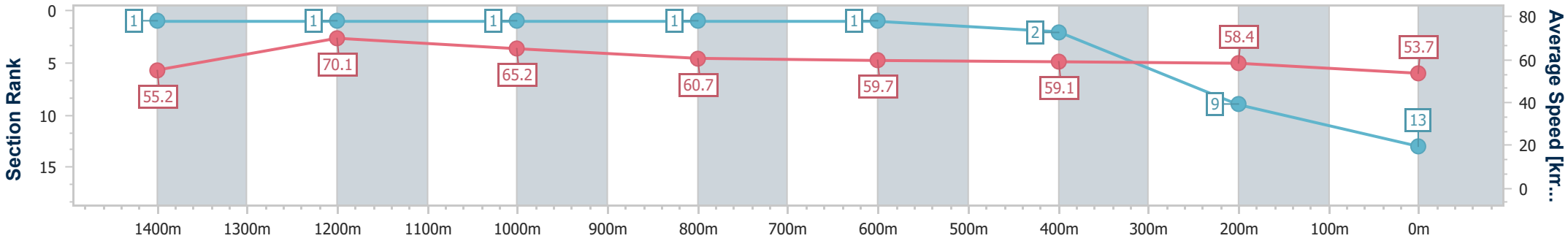

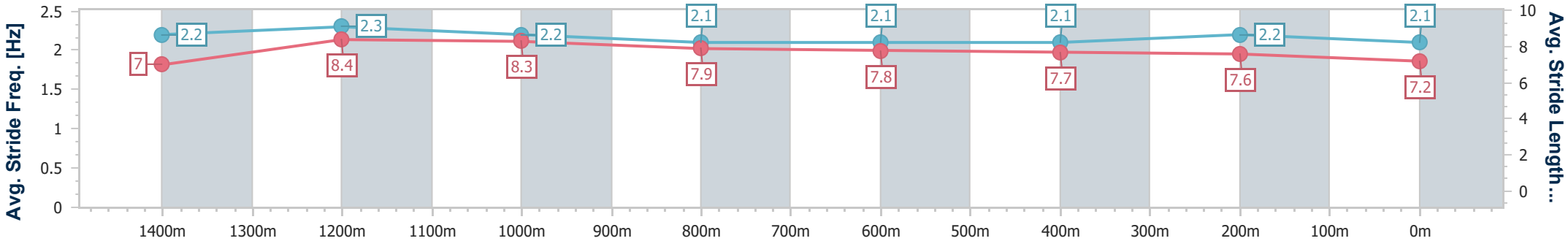

[ ]	Ranking at each section and finish
-:--.--	No data available at this section
NA	No data available

data processed by TRIPLESDATA

Horse/Jockey Name	Zebra Finch
Final Rank	14
Fastest Section Time (Section)	0:10.87 (1400m)
Top Speed [km/h] (Section)	67.9 (1400m)
Race State	Finished

TAB

Eagle FarmProfessional

Race 6: LADBROKES J.J. ATKINS - GROUP 1 - 1600m

14 June 2025 - 14:42

Track Rating: Good 3, Weather: Fine, Rail Position: +4m Entire

BRISBANE RACING CLUB

Section	Overall	1400m	1200m	1000m	800m	600m	400m	200m
Section Times	1:36.69 [14] (0:13.68)	1:23.01 [10] (0:10.87)	1:12.14 [10] (0:11.04)	1:01.10 [7] (0:11.89)	0:49.21 [7] (0:11.79)	0:37.42 [7] (0:11.90)	0:25.52 [10] (0:12.07)	0:13.45 [14] (0:13.45)
Average Speed [km/h]	52.7	66.1	65.3	61.0	61.5	61.2	59.7	53.6
Top Speed [km/h]	66.9	67.9	67.4	61.8	62.4	62.7	62.5	57.5
Avg. Dist. to Rail [m]	3.5	1.4	1.4	1.3	1.3	2.4	2.9	5.1
Avg. Stride Freq. [Hz]	2.3	2.4	2.3	2.3	2.3	2.3	2.3	2.1
Avg. Stride Length [m]	6.3	7.6	7.8	7.5	7.5	7.5	7.4	7.0

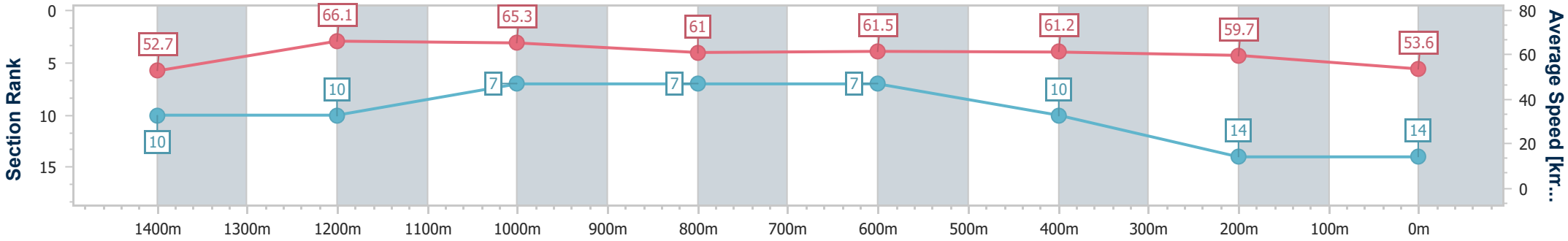

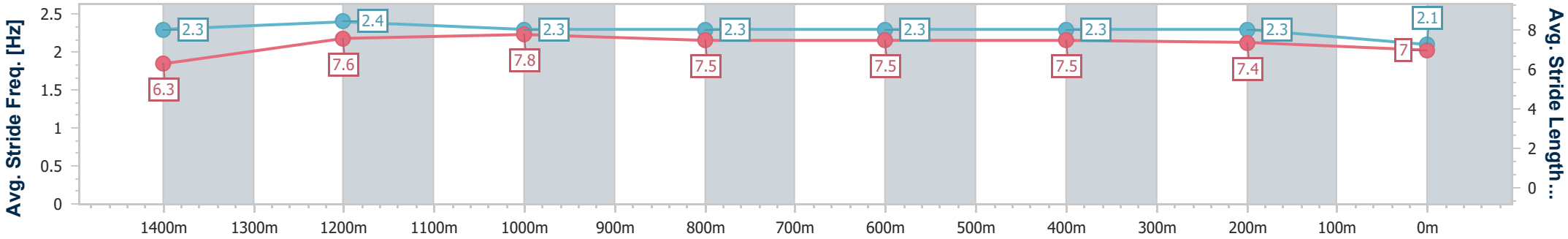

[ ]	Ranking at each section and finish
-:--.--	No data available at this section
NA	No data available

data processed by TRIPLESDATA

Horse/Jockey Name	Sweet Pretender
Final Rank	15
Fastest Section Time (Section)	0:10.57 (1400m)
Top Speed [km/h] (Section)	69.8 (1400m)
Race State	Finished

Eagle FarmProfessional

Race 6: LADBROKES J.J. ATKINS - GROUP 1 - 1600m

14 June 2025 - 14:42

Track Rating: Good 3, Weather: Fine, Rail Position: +4m Entire

BRISBANE RACING CLUB

Section	Overall	1400m	1200m	1000m	800m	600m	400m	200m
Section Times	1:38.80 [15] (0:13.22)	1:25.58 [2] (0:10.57)	1:15.01 [3] (0:11.19)	1:03.82 [3] (0:11.96)	0:51.86 [3] (0:12.11)	0:39.75 [4] (0:12.24)	0:27.51 [13] (0:12.80)	0:14.71 [15] (0:14.71)
Average Speed [km/h]	54.9	68.0	64.1	60.4	60.1	58.8	56.4	48.9
Top Speed [km/h]	69.6	69.8	67.4	61.9	60.6	60.0	60.1	52.0
Avg. Dist. to Rail [m]	10.8	1.2	0.2	0.8	1.6	0.9	1.0	3.3
Avg. Stride Freq. [Hz]	2.4	2.5	2.3	2.3	2.3	2.3	2.3	2.1
Avg. Stride Length [m]	6.4	7.7	7.7	7.4	7.3	7.1	6.9	6.4

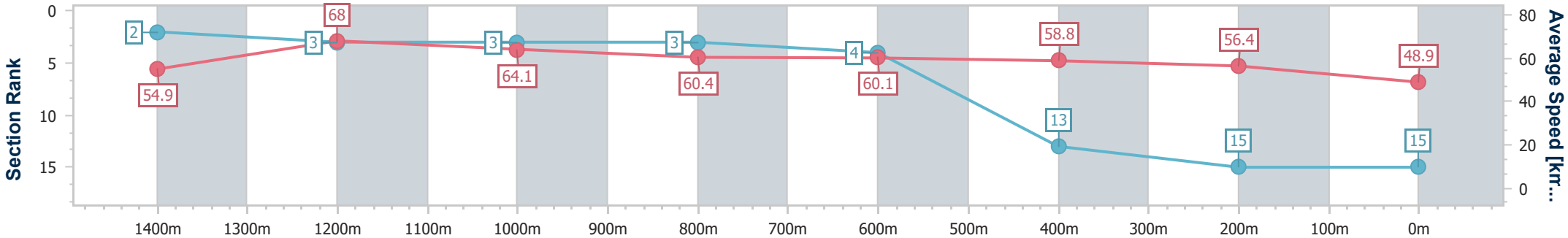

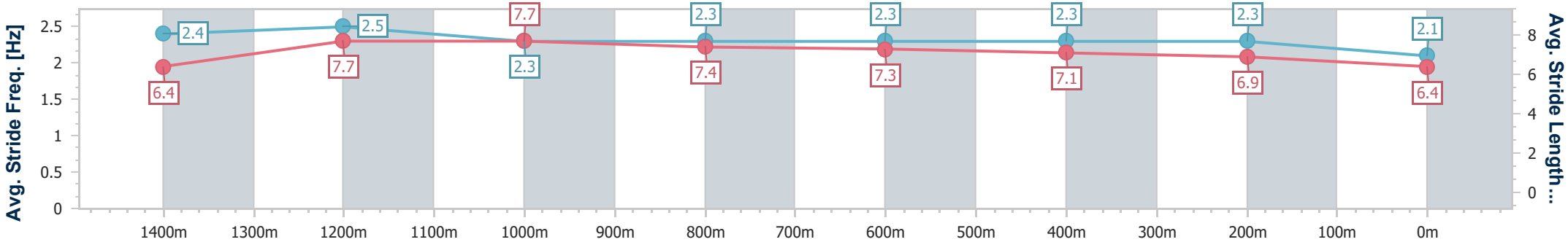

[ ]	Ranking at each section and finish
-:--.--	No data available at this section
NA	No data available

data processed by TRIPLESDATA

Horse/Jockey Name	Zoutanium
Final Rank	16
Fastest Section Time (Section)	0:10.76 (1400m)
Top Speed [km/h] (Section)	69.3 (1400m)
Race State	Finished

TAB

Eagle FarmProfessional

Race 6: LADBROKES J.J. ATKINS - GROUP 1 - 1600m

14 June 2025 - 14:42

Track Rating: Good 3, Weather: Fine, Rail Position: +4m Entire

BRISBANE RACING CLUB

Section	Overall	1400m	1200m	1000m	800m	600m	400m	200m
Section Times	1:41.19 [16] (0:13.70)	1:27.49 [12] (0:10.76)	1:16.73 [8] (0:11.23)	1:05.50 [9] (0:11.92)	0:53.58 [10] (0:11.78)	0:41.80 [9] (0:12.10)	0:29.70 [15] (0:13.21)	0:16.49 [16] (0:16.49)
Average Speed [km/h]	52.8	67.1	64.4	61.6	62.5	60.9	54.5	43.6
Top Speed [km/h]	67.5	69.3	65.7	62.4	63.5	63.3	58.4	48.9
Avg. Dist. to Rail [m]	5.9	3.6	4.1	4.2	4.2	5.1	6.8	5.5
Avg. Stride Freq. [Hz]	2.4	2.4	2.3	2.3	2.3	2.3	2.2	2.0
Avg. Stride Length [m]	6.1	7.9	7.7	7.6	7.4	7.2	6.9	6.1

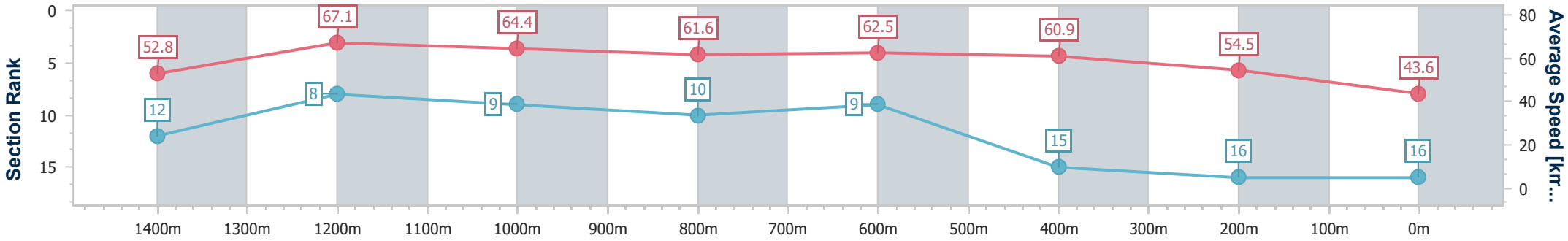

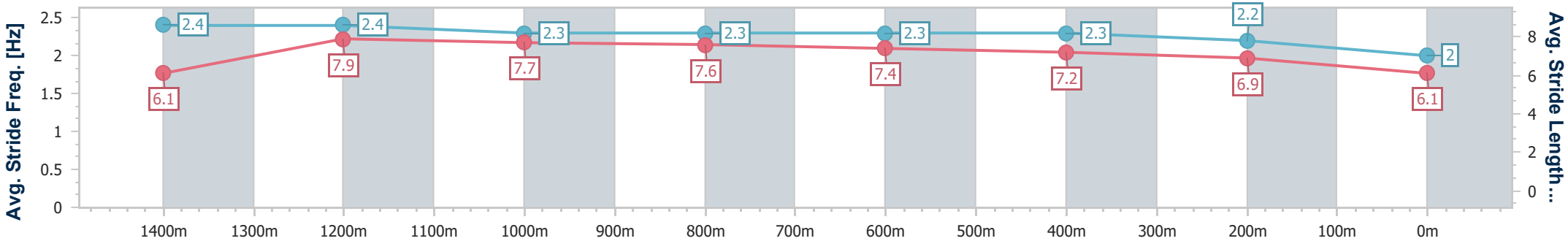

[ ]	Ranking at each section and finish
-:--.--	No data available at this section
NA	No data available

data processed by TRIPLESDATA

Eagle FarmProfessional

Race 7: MAGIC MILLIONS DANE RIPPER STAKES - GROUP 2 - 1300m

14 June 2025 - 15:19

BRISBANE RACING CLUB

Track Rating: Good 3, Weather: Fine, Rail Position: +4m Entire

Section	Overall	1200m	1000m	800m	600m	400m	Last 600m
Field Times	1:15.52 (0:07.64)	1:07.88 (0:10.71)	0:57.17 (0:11.13)	0:46.04 (0:11.39)	0:34.65 (0:11.59)	0:23.06 (0:11.17)	0:34.65

Rank	TAB	Horse/Jockey	Barrier	Top Speed [km/h]	Fastest Section	Overall	1200m	1000m	800m	600m	400m	Last 600m	Distance Travelled [m]
1	11	**FLOOZIE**	4	67.5	0:07.73	1:15.52 [1]	1:07.79 [3]	0:56.96 [3]	0:45.74 [3]	0:34.33 [3]	0:22.89 [3]	0:34.33	
		Angela Jones		1200m	Overall	(0:07.73)	(0:10.83)	(0:11.22)	(0:11.41)	(0:11.44)	(0:11.00)		
2	12	**TASHI**	9	69.0	0:08.44	1:15.61 [2]	1:07.17 [13]	0:56.26 [12]	0:45.06 [10]	0:33.79 [9]	0:22.42 [10]	0:33.79	+1
		Tom Sherry		1200m	Overall	(0:08.44)	(0:10.91)	(0:11.20)	(0:11.27)	(0:11.37)	(0:10.85)		
3	4	**FIRESTORM**	10	67.9	0:08.30	1:15.80 [3]	1:07.50 [10]	0:56.61 [8]	0:45.33 [9]	0:34.08 [8]	0:22.74 [8]	0:34.08	+1
		James McDonald		1200m	Overall	(0:08.30)	(0:10.89)	(0:11.28)	(0:11.25)	(0:11.34)	(0:10.95)		
4	15	**EL MORZILLO**	15	69.4	0:07.84	1:15.99 [4]	1:08.15 [5]	0:57.52 [2]	0:46.39 [2]	0:35.06 [2]	0:23.53 [1]	0:35.06	+1
		Tim Clark		1200m	Overall	(0:07.84)	(0:10.63)	(0:11.13)	(0:11.33)	(0:11.53)	(0:11.36)		
5	7	**GUMDROPS**	7	66.5	0:07.88	1:16.03 [5]	1:08.15 [6]	0:56.90 [7]	0:45.69 [7]	0:34.33 [7]	0:23.04 [7]	0:34.33	+2
		Mark Zahra		600m	Overall	(0:07.88)	(0:11.25)	(0:11.21)	(0:11.36)	(0:11.29)	(0:11.10)		
6	8	**ABOUNDING**	13	67.9	0:08.05	1:16.10 [6]	1:08.05 [9]	0:56.91 [9]	0:45.64 [8]	0:34.20 [10]	0:22.89 [11]	0:34.20	+7
		Jason Collett		400m	Overall	(0:08.05)	(0:11.14)	(0:11.27)	(0:11.44)	(0:11.31)	(0:10.89)		
7	5	**CITY OF LIGHTS**	1	66.8	0:07.90	1:16.18 [7]	1:08.28 [7]	0:57.34 [5]	0:46.10 [5]	0:34.82 [4]	0:23.40 [5]	0:34.82	-3
		Chad Schofield		1200m	Overall	(0:07.90)	(0:10.94)	(0:11.24)	(0:11.28)	(0:11.42)	(0:11.12)		
8	2	**KONASANA**	5	66.9	0:07.72	1:16.22 [8]	1:08.50 [2]	0:57.41 [4]	0:46.20 [4]	0:34.83 [5]	0:23.50 [4]	0:34.83	+1
		Nash Rawiller		600m	Overall	(0:07.72)	(0:11.09)	(0:11.21)	(0:11.37)	(0:11.33)	(0:11.21)		
9	9	**COMRADE ROSA**	11	68.4	0:08.35	1:16.25 [9]	1:07.90 [11]	0:57.00 [10]	0:45.63 [11]	0:34.29 [12]	0:22.96 [12]	0:34.29	+4
		Craig Williams		1200m	Overall	(0:08.35)	(0:10.90)	(0:11.37)	(0:11.34)	(0:11.33)	(0:10.95)		
10	3	**OLENTIA**	3	67.0	0:07.84	1:16.26 [10]	1:08.42 [4]	0:57.40 [6]	0:46.06 [6]	0:34.70 [6]	0:23.38 [6]	0:34.70	+0
		Tommy Berry		1200m	Overall	(0:07.84)	(0:11.02)	(0:11.34)	(0:11.36)	(0:11.32)	(0:11.13)		

Scratched: Coco Sun (#1)

[ ]	Ranking at each section and finish	**SCN**	Saddle cloth number
-:--.--	No data available at this section	**DNF**	Did not finish
NA	No data available	**DNT**	Did not track

data processed by TRIPLESDATA

Eagle FarmProfessional

Race 7: MAGIC MILLIONS DANE RIPPER STAKES - GROUP 2 - 1300m

14 June 2025 - 15:19

BRISBANE RACING CLUB

Track Rating: Good 3, Weather: Fine, Rail Position: +4m Entire

Section	Overall	1200m	1000m	800m	600m	400m	Last 600m
Field Times	1:15.52 (0:07.64)	1:07.88 (0:10.71)	0:57.17 (0:11.13)	0:46.04 (0:11.39)	0:34.65 (0:11.59)	0:23.06 (0:11.17)	0:34.65

Rank	TAB	Horse/Jockey	Barrier	Top Speed [km/h]	Fastest Section	Overall	1200m	1000m	800m	600m	400m	Last 600m	Distance Travelled [m]
11	10	**ARCTIC GLAMOUR**	14	67.5	0:08.04	1:16.32 [11]	1:08.28 [8]	0:57.05 [11]	0:45.65 [13]	0:34.31 [13]	0:23.00 [14]	0:34.31	+8
		Kerrin McEvoy		400m	Overall	(0:08.04)	(0:11.23)	(0:11.40)	(0:11.34)	(0:11.31)	(0:10.93)		
12	13	**RUSSIAN ALLIANCE**	8	68.6	0:07.64	1:16.36 [12]	1:08.72 [1]	0:58.01 [1]	0:46.88 [1]	0:35.49 [1]	0:23.81 [2]	0:35.49	-3
		Bailey Wheeler		1200m	Overall	(0:07.64)	(0:10.71)	(0:11.13)	(0:11.39)	(0:11.68)	(0:11.36)		
13	6	**COCO JAMBOO**	6	67.8	0:08.61	1:16.45 [13]	1:07.84 [14]	0:57.04 [14]	0:45.80 [12]	0:34.50 [11]	0:23.35 [9]	0:34.50	-2
		Zac Lloyd		1200m	Overall	(0:08.61)	(0:10.80)	(0:11.24)	(0:11.30)	(0:11.15)	(0:11.04)		
14	14	**RED DEFCON**	12	67.6	0:08.43	1:16.50 [14]	1:08.07 [12]	0:57.15 [13]	0:45.70 [14]	0:34.41 [14]	0:23.20 [13]	0:34.41	-1
		Cejay Graham		1200m	Overall	(0:08.43)	(0:10.92)	(0:11.45)	(0:11.29)	(0:11.21)	(0:11.10)		

Scratched: Coco Sun (#1)

[ ]	Ranking at each section and finish	**SCN**	Saddle cloth number
-:--.--	No data available at this section	**DNF**	Did not finish
NA	No data available	**DNT**	Did not track

data processed by TRIPLESDATA

Eagle FarmProfessional

Race 7: MAGIC MILLIONS DANE RIPPER STAKES - GROUP 2 - 1300m

14 June 2025 - 15:19

BRISBANE RACING CLUB

Track Rating: Good 3, Weather: Fine, Rail Position: +4m Entire

Section	200m	Last 600m
Field Times	0:11.89 (0:11.89)	0:34.65

Rank	TAB	Horse/Jockey	Barrier	Top Speed [km/h]	Fastest Section		Margin		Distance Travelled [m]
1	11	**FLOOZIE**	4	67.5	0:07.73	0:11.89 [1]	1:15.52	0:34.33	
		Angela Jones		1200m	Overall	(0:11.89)			
2	12	**TASHI**	9	69.0	0:08.44	0:11.57 [8]	0.51L	0:33.79	+1
		Tom Sherry		1200m	Overall	(0:11.57)			
3	4	**FIRESTORM**	10	67.9	0:08.30	0:11.79 [6]	1.66L	0:34.08	+1
		James McDonald		1200m	Overall	(0:11.79)			
4	15	**EL MORZILLO**	15	69.4	0:07.84	0:12.17 [2]	2.75L	0:35.06	+1
		Tim Clark		1200m	Overall	(0:12.17)			
5	7	**GUMDROPS**	7	66.5	0:07.88	0:11.94 [9]	2.98L	0:34.33	+2
		Mark Zahra		600m	Overall	(0:11.94)			
6	8	**ABOUNDING**	13	67.9	0:08.05	0:12.00 [10]	3.43L	0:34.20	+7
		Jason Collett		400m	Overall	(0:12.00)			
7	5	**CITY OF LIGHTS**	1	66.8	0:07.90	0:12.28 [3]	3.86L	0:34.82	-3
		Chad Schofield		1200m	Overall	(0:12.28)			
8	2	**KONASANA**	5	66.9	0:07.72	0:12.29 [5]	4.11L	0:34.83	+1
		Nash Rawiller		600m	Overall	(0:12.29)			
9	9	**COMRADE ROSA**	11	68.4	0:08.35	0:12.01 [12]	4.31L	0:34.29	+4
		Craig Williams		1200m	Overall	(0:12.01)			
10	3	**OLENTIA**	3	67.0	0:07.84	0:12.25 [7]	4.36L	0:34.70	+0
		Tommy Berry		1200m	Overall	(0:12.25)			

Scratched: Coco Sun (#1)

[ ]	Ranking at each section and finish	**SCN**	Saddle cloth number
-:--.--	No data available at this section	**DNF**	Did not finish
NA	No data available	**DNT**	Did not track

data processed by TRIPLESDATA

Eagle FarmProfessional

Race 7: MAGIC MILLIONS DANE RIPPER STAKES - GROUP 2 - 1300m

14 June 2025 - 15:19

BRISBANE RACING CLUB

Track Rating: Good 3, Weather: Fine, Rail Position: +4m Entire

Section	200m	Last 600m
Field Times	0:11.89 (0:11.89)	0:34.65

Rank	TAB	Horse/Jockey	Barrier	Top Speed [km/h]	Fastest Section		Margin			Distance Travelled [m]
11	10	**ARCTIC GLAMOUR**	14	67.5	0:08.04	0:12.07 [13]	4.69L		0:34.31	+8
		Kerrin McEvoy		400m	Overall	(0:12.07)				
12	13	**RUSSIAN ALLIANCE**	8	68.6	0:07.64	0:12.45 [4]	4.93L		0:35.49	-3
		Bailey Wheeler		1200m	Overall	(0:12.45)				
13	6	**COCO JAMBOO**	6	67.8	0:08.61	0:12.31 [11]	5.51L		0:34.50	-2
		Zac Lloyd		1200m	Overall	(0:12.31)				
14	14	**RED DEFCON**	12	67.6	0:08.43	0:12.10 [14]	5.76L		0:34.41	-1
		Cejay Graham		1200m	Overall	(0:12.10)				

Scratched: Coco Sun (#1)

[ ]	Ranking at each section and finish	**SCN**	Saddle cloth number
-:--.--	No data available at this section	**DNF**	Did not finish
NA	No data available	**DNT**	Did not track

data processed by TRIPLESDATA

Horse/Jockey Name	Floozie
Final Rank	1
Fastest Section Time (Section)	0:07.73 (Overall)
Top Speed [km/h] (Section)	67.5 (1200m)
Race State	Finished

TAB

Eagle FarmProfessional

Race 7: MAGIC MILLIONS DANE RIPPER STAKES - GROUP 2 - 1300m

14 June 2025 - 15:19

Track Rating: Good 3, Weather: Fine, Rail Position: +4m Entire

BRISBANE RACING CLUB

Section	Overall	1200m	1000m	800m	600m	400m	200m
Section Times	1:15.52 [1] (0:07.73)	1:07.79 [3] (0:10.83)	0:56.96 [3] (0:11.22)	0:45.74 [3] (0:11.41)	0:34.33 [3] (0:11.44)	0:22.89 [3] (0:11.00)	0:11.89 [1] (0:11.89)
Average Speed [km/h]	47.1	66.8	64.9	64.1	63.6	65.4	60.6
Top Speed [km/h]	65.0	67.5	65.6	64.5	65.6	66.0	64.2
Avg. Dist. to Rail [m]	9.3	4.6	2.8	2.8	2.5	3.2	2.9
Avg. Stride Freq. [Hz]	2.1	2.4	2.3	2.3	2.3	2.4	2.3
Avg. Stride Length [m]	6.2	7.8	7.7	7.6	7.2	7.5	7.2

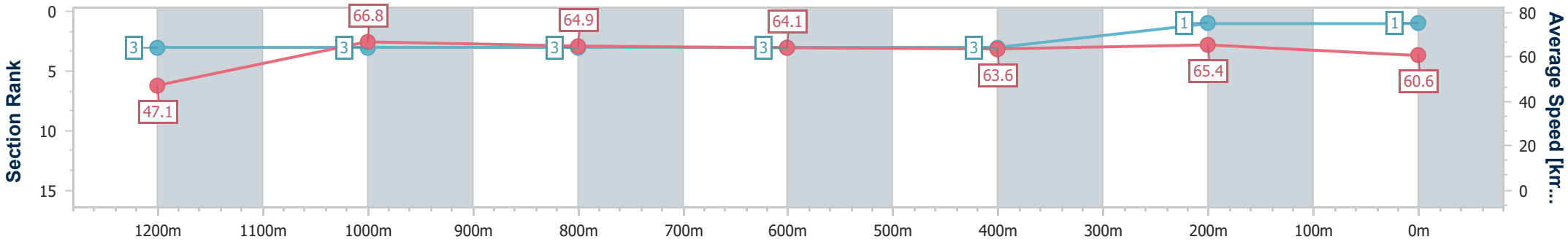

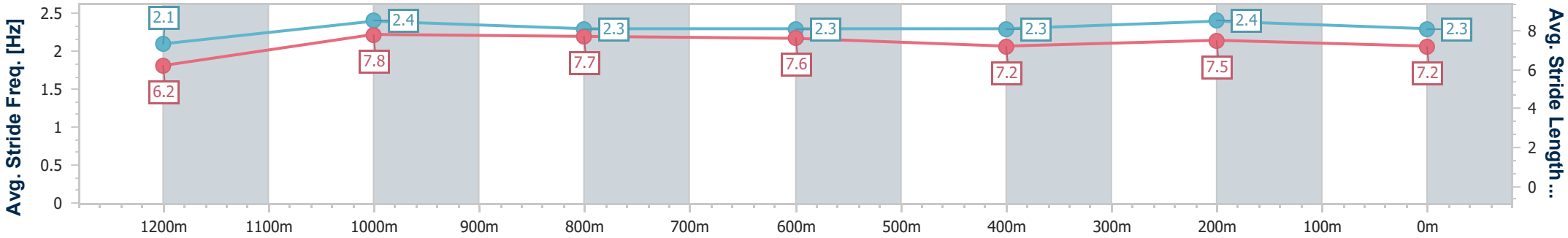

[ ]	Ranking at each section and finish
-:--.--	No data available at this section
NA	No data available

data processed by TRIPLESDATA

Horse/Jockey Name	Tashi
Final Rank	2
Fastest Section Time (Section)	0:08.44 (Overall)
Top Speed [km/h] (Section)	69.0 (1200m)
Race State	Finished

TAB

Eagle FarmProfessional

Race 7: MAGIC MILLIONS DANE RIPPER STAKES - GROUP 2 - 1300m

14 June 2025 - 15:19

Track Rating: Good 3, Weather: Fine, Rail Position: +4m Entire

BRISBANE RACING CLUB

Section	Overall	1200m	1000m	800m	600m	400m	200m
Section Times	1:15.61 [2] (0:08.44)	1:07.17 [13] (0:10.91)	0:56.26 [12] (0:11.20)	0:45.06 [10] (0:11.27)	0:33.79 [9] (0:11.37)	0:22.42 [10] (0:10.85)	0:11.57 [8] (0:11.57)
Average Speed [km/h]	43.7	66.2	65.2	64.3	64.4	66.3	62.2
Top Speed [km/h]	65.1	69.0	66.2	65.3	67.8	67.5	66.3
Avg. Dist. to Rail [m]	13.8	5.1	2.8	1.9	2.9	5.0	5.3
Avg. Stride Freq. [Hz]	2.2	2.4	2.4	2.3	2.3	2.5	2.4
Avg. Stride Length [m]	5.5	7.3	7.6	7.7	7.6	7.4	7.3

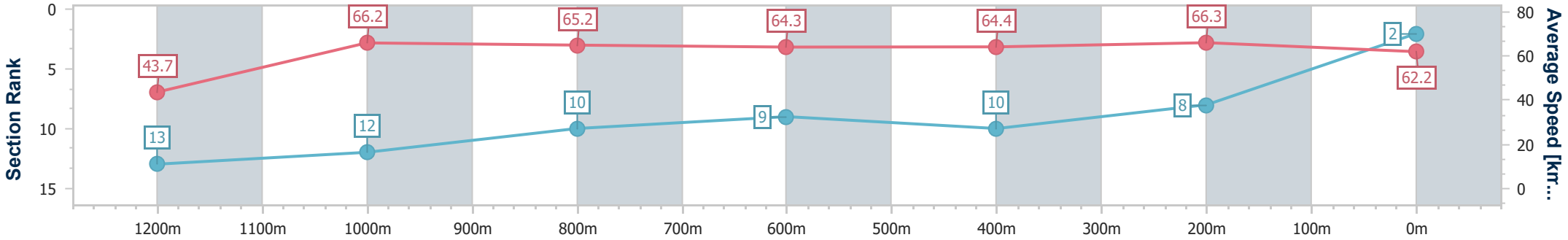

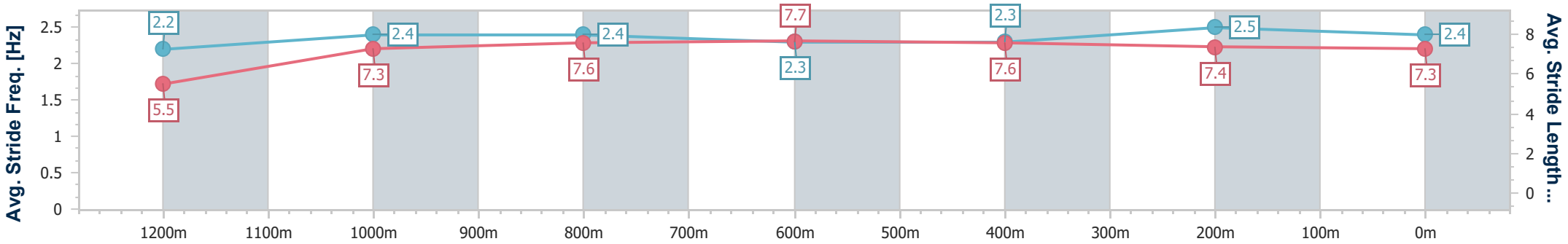

[ ]	Ranking at each section and finish
-:--.--	No data available at this section
NA	No data available

data processed by TRIPLESDATA

Horse/Jockey Name	Firestorm
Final Rank	3
Fastest Section Time (Section)	0:08.30 (Overall)
Top Speed [km/h] (Section)	67.9 (1200m)
Race State	Finished

TAB

Eagle FarmProfessional

Race 7: MAGIC MILLIONS DANE RIPPER STAKES - GROUP 2 - 1300m

14 June 2025 - 15:19

Track Rating: Good 3, Weather: Fine, Rail Position: +4m Entire

BRISBANE RACING CLUB

Section	Overall	1200m	1000m	800m	600m	400m	200m
Section Times	1:15.80 [3] (0:08.30)	1:07.50 [10] (0:10.89)	0:56.61 [8] (0:11.28)	0:45.33 [9] (0:11.25)	0:34.08 [8] (0:11.34)	0:22.74 [8] (0:10.95)	0:11.79 [6] (0:11.79)
Average Speed [km/h]	44.3	66.4	64.6	64.6	64.4	65.7	61.1
Top Speed [km/h]	63.3	67.9	66.5	65.9	65.2	66.6	64.5
Avg. Dist. to Rail [m]	14.5	4.4	3.2	2.1	2.3	4.2	4.4
Avg. Stride Freq. [Hz]	2.1	2.4	2.3	2.3	2.3	2.4	2.3
Avg. Stride Length [m]	5.8	7.6	7.9	7.9	7.6	7.8	7.3

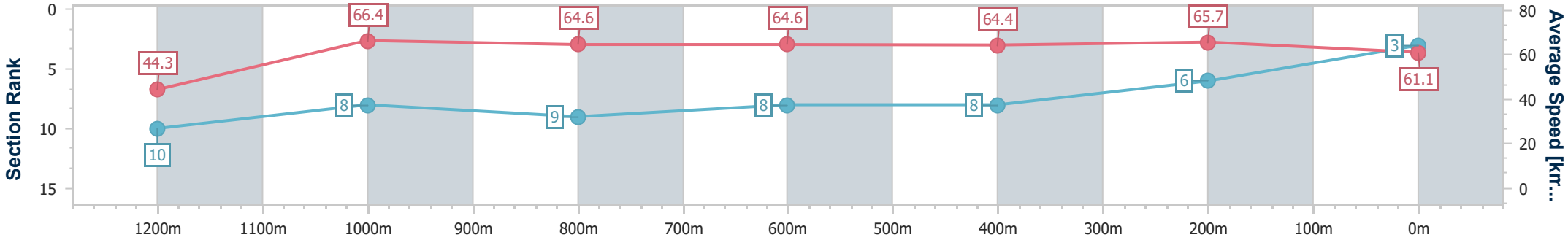

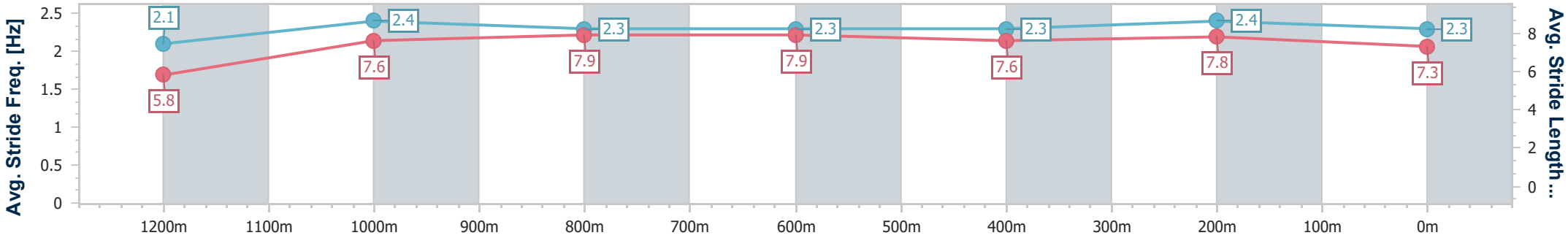

[ ]	Ranking at each section and finish
-:--.--	No data available at this section
NA	No data available

data processed by TRIPLESDATA

Horse/Jockey Name	El Morzillo
Final Rank	4
Fastest Section Time (Section)	0:07.84 (Overall)
Top Speed [km/h] (Section)	69.4 (1200m)
Race State	Finished

TAB

Eagle FarmProfessional

Race 7: MAGIC MILLIONS DANE RIPPER STAKES - GROUP 2 - 1300m

14 June 2025 - 15:19

Track Rating: Good 3, Weather: Fine, Rail Position: +4m Entire

BRISBANE RACING CLUB

Section	Overall	1200m	1000m	800m	600m	400m	200m
Section Times	1:15.99 [4] (0:07.84)	1:08.15 [5] (0:10.63)	0:57.52 [2] (0:11.13)	0:46.39 [2] (0:11.33)	0:35.06 [2] (0:11.53)	0:23.53 [1] (0:11.36)	0:12.17 [2] (0:12.17)
Average Speed [km/h]	47.1	68.2	65.8	63.6	63.1	63.2	59.4
Top Speed [km/h]	65.1	69.4	66.3	65.1	64.2	64.7	61.9
Avg. Dist. to Rail [m]	19.3	9.1	2.8	1.2	2.0	3.0	2.8
Avg. Stride Freq. [Hz]	2.2	2.4	2.4	2.4	2.4	2.4	2.4
Avg. Stride Length [m]	5.7	7.3	7.0	7.4	7.3	7.3	7.1

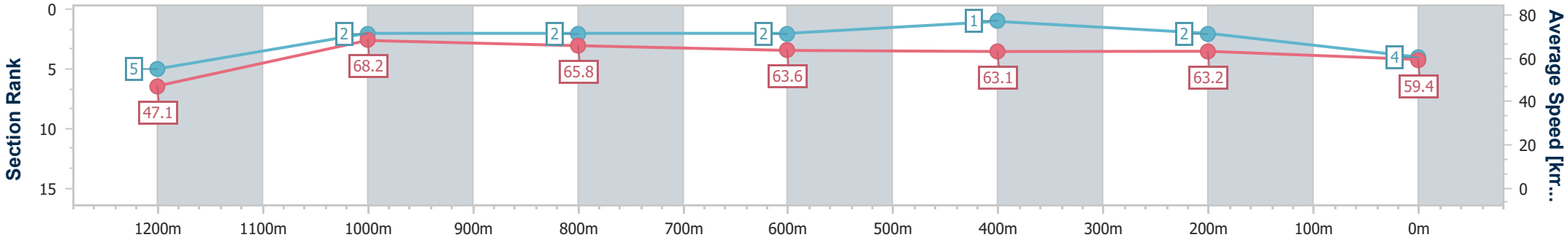

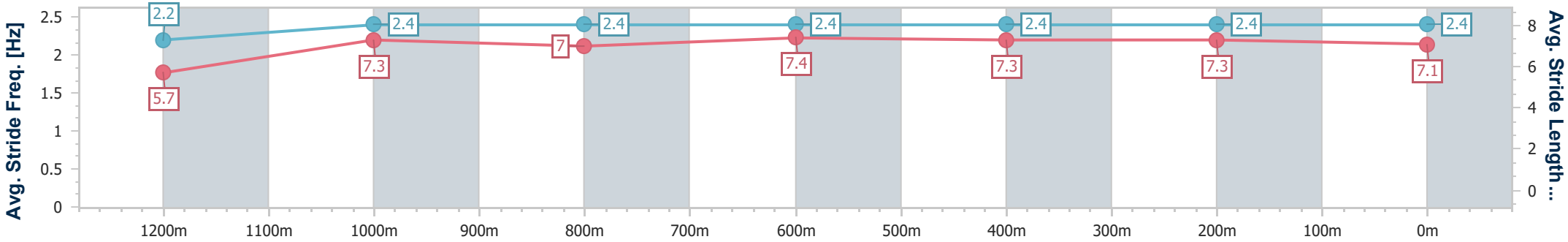

[ ]	Ranking at each section and finish
-:--.--	No data available at this section
NA	No data available

data processed by TRIPLESDATA

Horse/Jockey Name	Gumdrops
Final Rank	5
Fastest Section Time (Section)	0:07.88 (Overall)
Top Speed [km/h] (Section)	66.5 (600m)
Race State	Finished

TAB

Eagle FarmProfessional

Race 7: MAGIC MILLIONS DANE RIPPER STAKES - GROUP 2 - 1300m

14 June 2025 - 15:19

Track Rating: Good 3, Weather: Fine, Rail Position: +4m Entire

BRISBANE RACING CLUB

Section	Overall	1200m	1000m	800m	600m	400m	200m
Section Times	1:16.03 [5] (0:07.88)	1:08.15 [6] (0:11.25)	0:56.90 [7] (0:11.21)	0:45.69 [7] (0:11.36)	0:34.33 [7] (0:11.29)	0:23.04 [7] (0:11.10)	0:11.94 [9] (0:11.94)
Average Speed [km/h]	46.3	64.3	65.4	64.1	64.7	65.0	60.1
Top Speed [km/h]	62.2	65.5	65.9	64.9	66.5	66.2	63.3
Avg. Dist. to Rail [m]	11.7	6.0	4.0	2.4	2.8	6.0	7.5
Avg. Stride Freq. [Hz]	2.2	2.3	2.3	2.2	2.2	2.3	2.2
Avg. Stride Length [m]	5.9	7.8	7.9	7.9	8.0	7.7	7.5

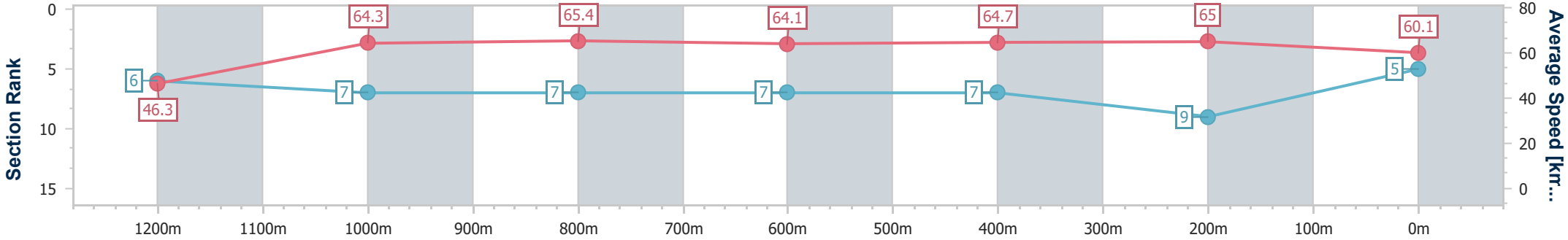

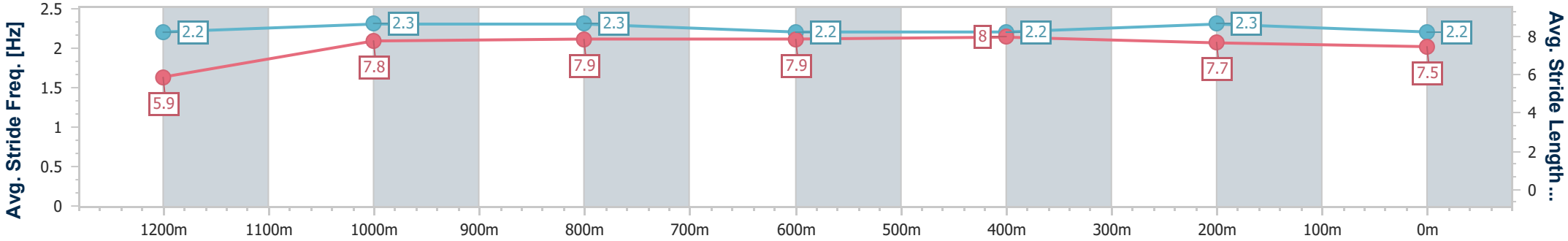

[ ]	Ranking at each section and finish
-:--.--	No data available at this section
NA	No data available

data processed by TRIPLESDATA

Horse/Jockey Name	Abounding
Final Rank	6
Fastest Section Time (Section)	0:08.05 (Overall)
Top Speed [km/h] (Section)	67.9 (400m)
Race State	Finished

TAB

Eagle FarmProfessional

Race 7: MAGIC MILLIONS DANE RIPPER STAKES - GROUP 2 - 1300m

14 June 2025 - 15:19

Track Rating: Good 3, Weather: Fine, Rail Position: +4m Entire

BRISBANE RACING CLUB

Section	Overall	1200m	1000m	800m	600m	400m	200m
Section Times	1:16.10 [6] (0:08.05)	1:08.05 [9] (0:11.14)	0:56.91 [9] (0:11.27)	0:45.64 [8] (0:11.44)	0:34.20 [10] (0:11.31)	0:22.89 [11] (0:10.89)	0:12.00 [10] (0:12.00)
Average Speed [km/h]	45.5	64.9	65.6	64.3	65.2	66.1	59.8
Top Speed [km/h]	62.8	65.9	66.3	65.3	66.7	67.9	63.3
Avg. Dist. to Rail [m]	16.3	6.7	5.2	4.5	4.9	8.1	7.4
Avg. Stride Freq. [Hz]	2.2	2.4	2.4	2.4	2.4	2.5	2.4
Avg. Stride Length [m]	5.7	7.1	7.0	7.4	7.4	7.0	6.9

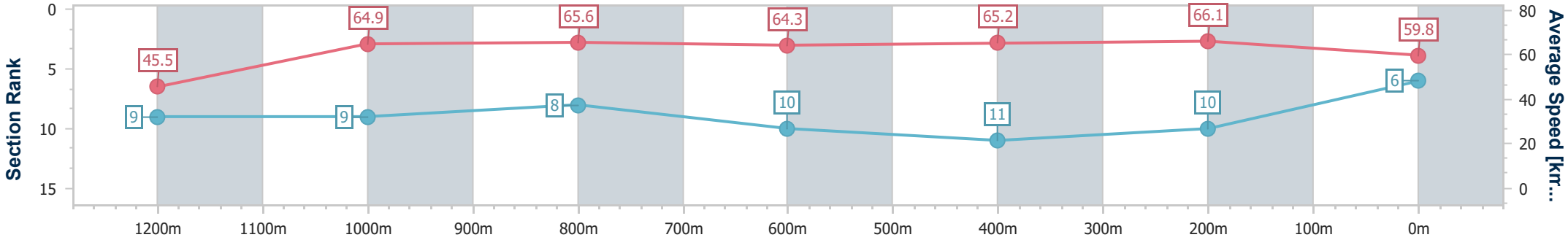

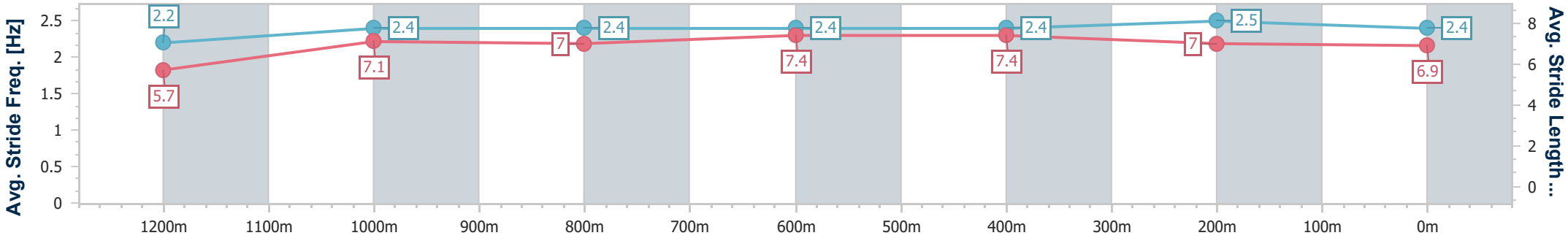

[ ]	Ranking at each section and finish
-:--.--	No data available at this section
NA	No data available

data processed by TRIPLESDATA

Horse/Jockey Name	City Of Lights
Final Rank	7
Fastest Section Time (Section)	0:07.90 (Overall)
Top Speed [km/h] (Section)	66.8 (1200m)
Race State	Finished

Eagle FarmProfessional

Race 7: MAGIC MILLIONS DANE RIPPER STAKES - GROUP 2 - 1300m

14 June 2025 - 15:19

Track Rating: Good 3, Weather: Fine, Rail Position: +4m Entire

BRISBANE RACING CLUB

Section	Overall	1200m	1000m	800m	600m	400m	200m
Section Times	1:16.18 [7] (0:07.90)	1:08.28 [7] (0:10.94)	0:57.34 [5] (0:11.24)	0:46.10 [5] (0:11.28)	0:34.82 [4] (0:11.42)	0:23.40 [5] (0:11.12)	0:12.28 [3] (0:12.28)
Average Speed [km/h]	46.0	65.8	64.6	64.2	63.5	64.9	58.5
Top Speed [km/h]	64.3	66.8	65.6	65.1	65.9	66.1	61.9
Avg. Dist. to Rail [m]	7.2	3.2	1.6	1.6	1.6	1.0	1.3
Avg. Stride Freq. [Hz]	2.1	2.4	2.4	2.4	2.4	2.5	2.4
Avg. Stride Length [m]	6.1	7.5	7.4	7.4	7.2	7.1	6.7

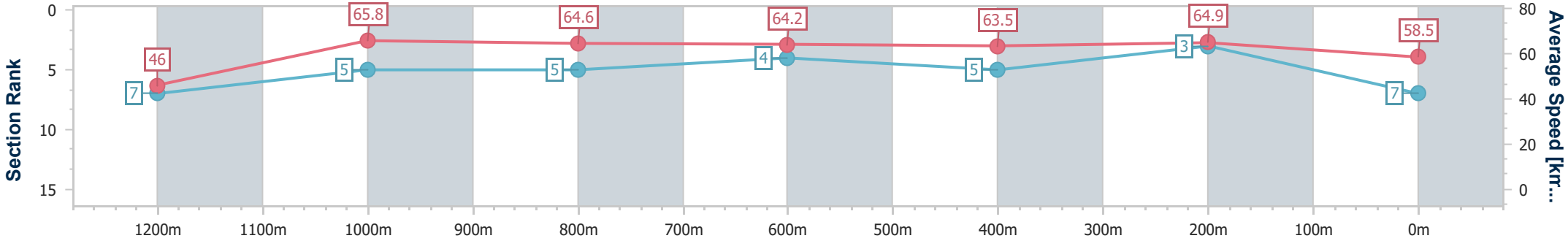

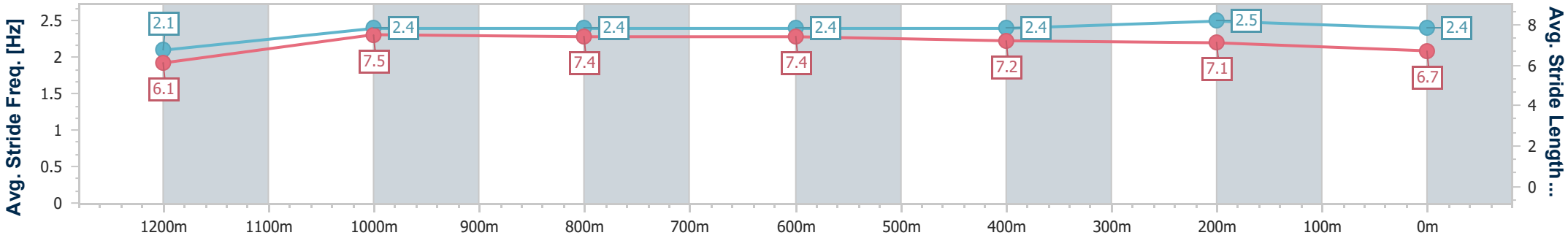

[ ]	Ranking at each section and finish
-:--.--	No data available at this section
NA	No data available

data processed by TRIPLESDATA

Horse/Jockey Name	Konasana
Final Rank	8
Fastest Section Time (Section)	0:07.72 (Overall)
Top Speed [km/h] (Section)	66.9 (600m)
Race State	Finished

TAB

Eagle FarmProfessional

Race 7: MAGIC MILLIONS DANE RIPPER STAKES - GROUP 2 - 1300m

14 June 2025 - 15:19

Track Rating: Good 3, Weather: Fine, Rail Position: +4m Entire

BRISBANE RACING CLUB

Section	Overall	1200m	1000m	800m	600m	400m	200m
Section Times	1:16.22 [8] (0:07.72)	1:08.50 [2] (0:11.09)	0:57.41 [4] (0:11.21)	0:46.20 [4] (0:11.37)	0:34.83 [5] (0:11.33)	0:23.50 [4] (0:11.21)	0:12.29 [5] (0:12.29)
Average Speed [km/h]	47.2	65.1	65.2	64.0	64.6	64.2	58.5
Top Speed [km/h]	63.4	65.8	65.8	64.6	66.9	65.4	62.2
Avg. Dist. to Rail [m]	9.3	4.6	2.9	2.2	3.2	6.5	7.2
Avg. Stride Freq. [Hz]	2.3	2.5	2.4	2.4	2.4	2.5	2.4
Avg. Stride Length [m]	5.7	7.1	7.4	7.4	7.3	7.0	6.8

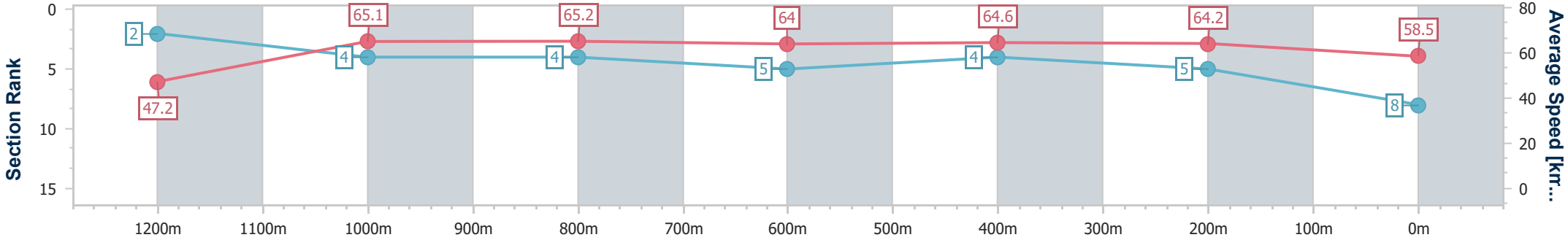

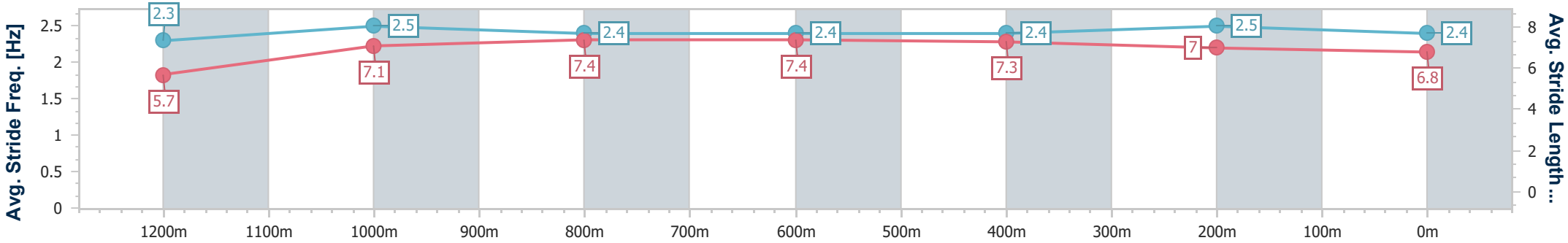

[ ]	Ranking at each section and finish
-:--.--	No data available at this section
NA	No data available

data processed by TRIPLESDATA

Horse/Jockey Name	Comrade Rosa
Final Rank	9
Fastest Section Time (Section)	0:08.35 (Overall)
Top Speed [km/h] (Section)	68.4 (1200m)
Race State	Finished

Eagle FarmProfessional

Race 7: MAGIC MILLIONS DANE RIPPER STAKES - GROUP 2 - 1300m

14 June 2025 - 15:19

Track Rating: Good 3, Weather: Fine, Rail Position: +4m Entire

BRISBANE RACING CLUB

Section	Overall	1200m	1000m	800m	600m	400m	200m
Section Times	1:16.25 [9] (0:08.35)	1:07.90 [11] (0:10.90)	0:57.00 [10] (0:11.37)	0:45.63 [11] (0:11.34)	0:34.29 [12] (0:11.33)	0:22.96 [12] (0:10.95)	0:12.01 [12] (0:12.01)
Average Speed [km/h]	44.0	66.5	64.4	64.4	64.8	65.8	59.9
Top Speed [km/h]	60.4	68.4	66.4	65.8	66.5	67.0	63.7
Avg. Dist. to Rail [m]	15.1	6.6	3.9	3.1	3.8	8.3	10.0
Avg. Stride Freq. [Hz]	2.1	2.4	2.3	2.3	2.3	2.5	2.4
Avg. Stride Length [m]	5.7	7.7	7.7	7.7	7.5	7.4	7.1

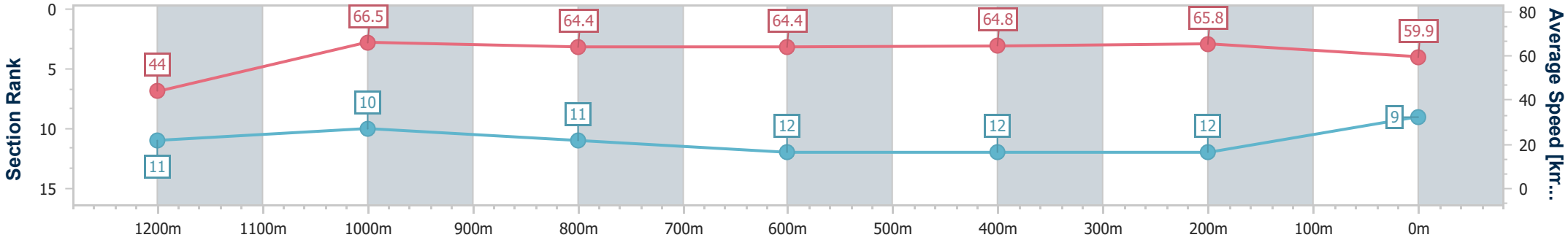

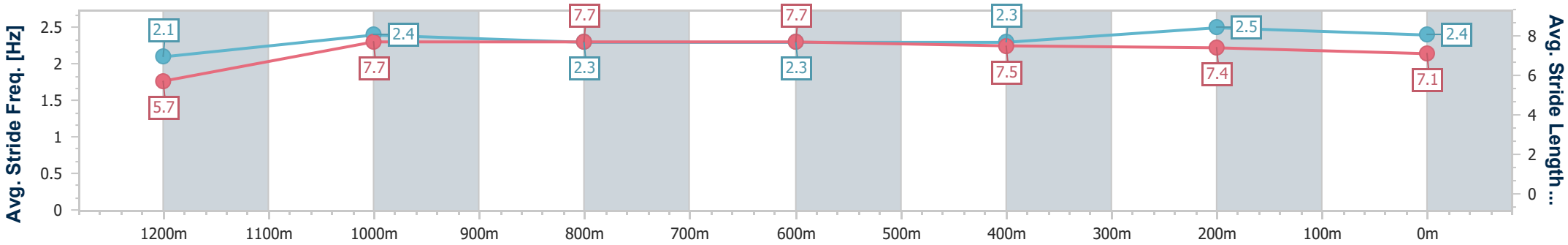

[ ]	Ranking at each section and finish
-:--.--	No data available at this section
NA	No data available

data processed by TRIPLESDATA

Horse/Jockey Name	Olentia
Final Rank	10
Fastest Section Time (Section)	0:07.84 (Overall)
Top Speed [km/h] (Section)	67.0 (1200m)
Race State	Finished

TAB

Eagle FarmProfessional

Race 7: MAGIC MILLIONS DANE RIPPER STAKES - GROUP 2 - 1300m

14 June 2025 - 15:19

Track Rating: Good 3, Weather: Fine, Rail Position: +4m Entire

BRISBANE RACING CLUB

Section	Overall	1200m	1000m	800m	600m	400m	200m
Section Times	1:16.26 [10] (0:07.84)	1:08.42 [4] (0:11.02)	0:57.40 [6] (0:11.34)	0:46.06 [6] (0:11.36)	0:34.70 [6] (0:11.32)	0:23.38 [6] (0:11.13)	0:12.25 [7] (0:12.25)
Average Speed [km/h]	46.3	65.4	64.8	64.0	64.4	64.6	58.8
Top Speed [km/h]	62.8	67.0	65.4	65.1	65.5	65.8	63.1
Avg. Dist. to Rail [m]	8.2	4.5	3.5	2.6	2.2	4.0	5.0
Avg. Stride Freq. [Hz]	2.1	2.3	2.3	2.3	2.3	2.3	2.2
Avg. Stride Length [m]	6.0	7.1	7.3	7.3	7.2	7.1	7.2

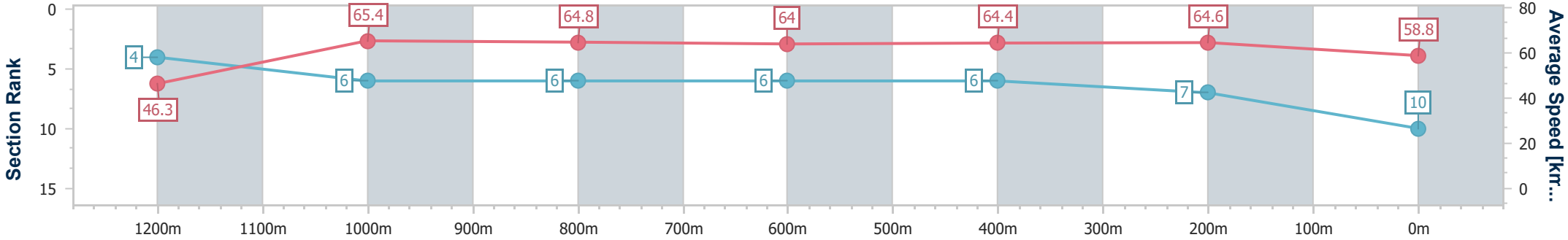

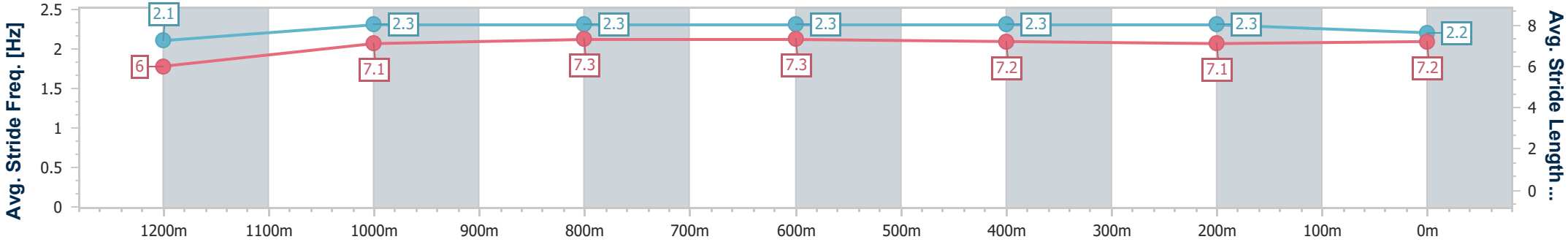

[ ]	Ranking at each section and finish
-:--.--	No data available at this section
NA	No data available

data processed by TRIPLESDATA

Horse/Jockey Name	Arctic Glamour
Final Rank	11
Fastest Section Time (Section)	0:08.04 (Overall)
Top Speed [km/h] (Section)	67.5 (400m)
Race State	Finished

TAB

Eagle FarmProfessional

Race 7: MAGIC MILLIONS DANE RIPPER STAKES - GROUP 2 - 1300m

14 June 2025 - 15:19

Track Rating: Good 3, Weather: Fine, Rail Position: +4m Entire

BRISBANE RACING CLUB

Section	Overall	1200m	1000m	800m	600m	400m	200m
Section Times	1:16.32 [11] (0:08.04)	1:08.28 [8] (0:11.23)	0:57.05 [11] (0:11.40)	0:45.65 [13] (0:11.34)	0:34.31 [13] (0:11.31)	0:23.00 [14] (0:10.93)	0:12.07 [13] (0:12.07)
Average Speed [km/h]	45.8	64.5	64.9	64.6	65.2	65.7	59.8
Top Speed [km/h]	62.4	65.9	66.6	66.7	66.9	67.5	63.5
Avg. Dist. to Rail [m]	17.5	8.3	5.8	3.9	4.4	8.7	10.5
Avg. Stride Freq. [Hz]	2.2	2.4	2.4	2.4	2.4	2.5	2.4
Avg. Stride Length [m]	5.7	7.3	7.4	7.7	7.6	7.3	7.0

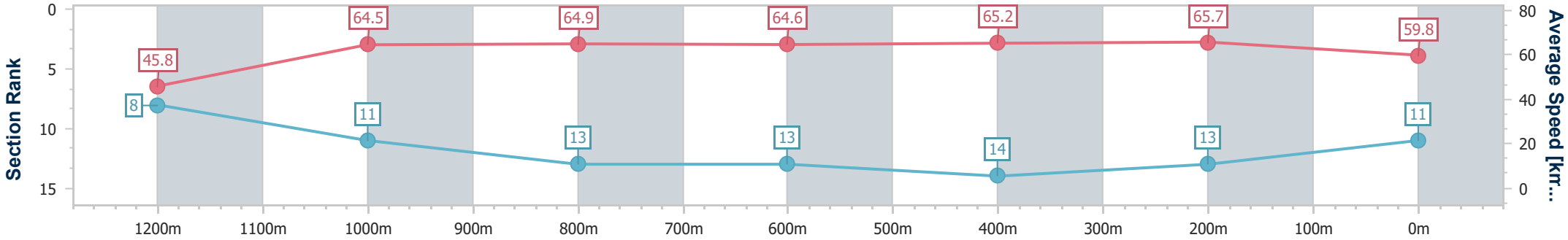

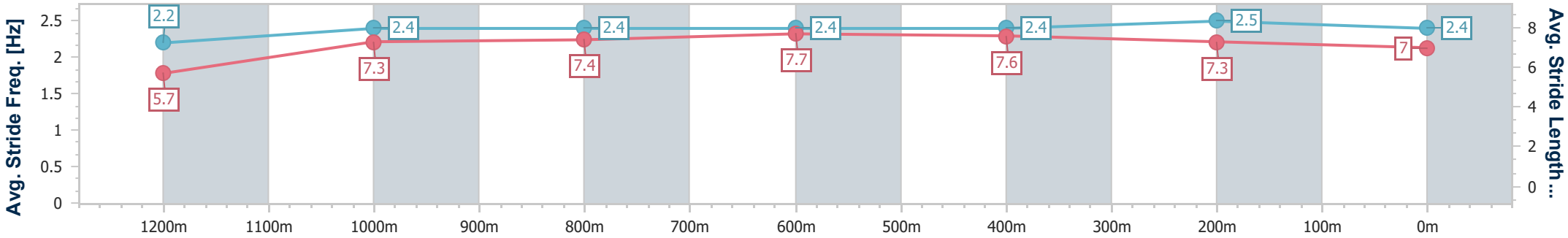

[ ]	Ranking at each section and finish
-:--.--	No data available at this section
NA	No data available

data processed by TRIPLESDATA

Horse/Jockey Name	Russian Alliance
Final Rank	12
Fastest Section Time (Section)	0:07.64 (Overall)
Top Speed [km/h] (Section)	68.6 (1200m)
Race State	Finished

Eagle FarmProfessional

Race 7: MAGIC MILLIONS DANE RIPPER STAKES - GROUP 2 - 1300m

14 June 2025 - 15:19

Track Rating: Good 3, Weather: Fine, Rail Position: +4m Entire

BRISBANE RACING CLUB

Section	Overall	1200m	1000m	800m	600m	400m	200m
Section Times	1:16.36 [12] (0:07.64)	1:08.72 [1] (0:10.71)	0:58.01 [1] (0:11.13)	0:46.88 [1] (0:11.39)	0:35.49 [1] (0:11.68)	0:23.81 [2] (0:11.36)	0:12.45 [4] (0:12.45)
Average Speed [km/h]	47.7	67.6	65.6	63.5	61.9	63.3	57.8
Top Speed [km/h]	64.6	68.6	66.9	64.0	63.9	64.7	61.0
Avg. Dist. to Rail [m]	12.6	6.4	2.5	1.2	0.6	2.3	3.0
Avg. Stride Freq. [Hz]	2.3	2.6	2.5	2.5	2.5	2.6	2.5
Avg. Stride Length [m]	5.9	7.2	7.1	7.1	6.9	6.9	6.5

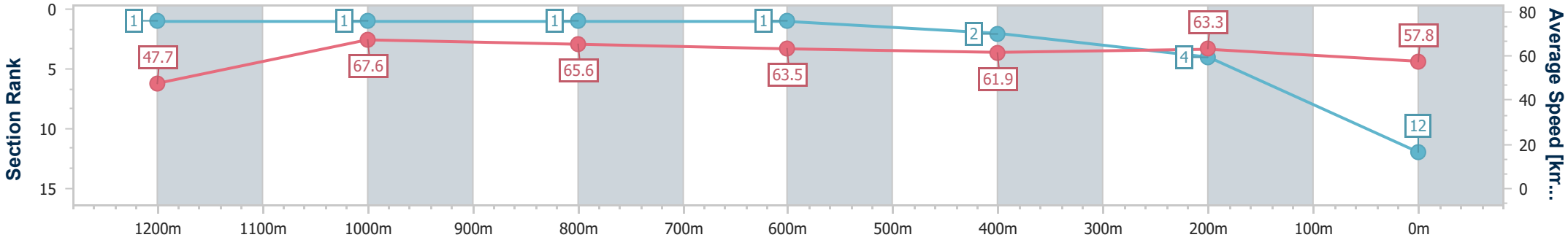

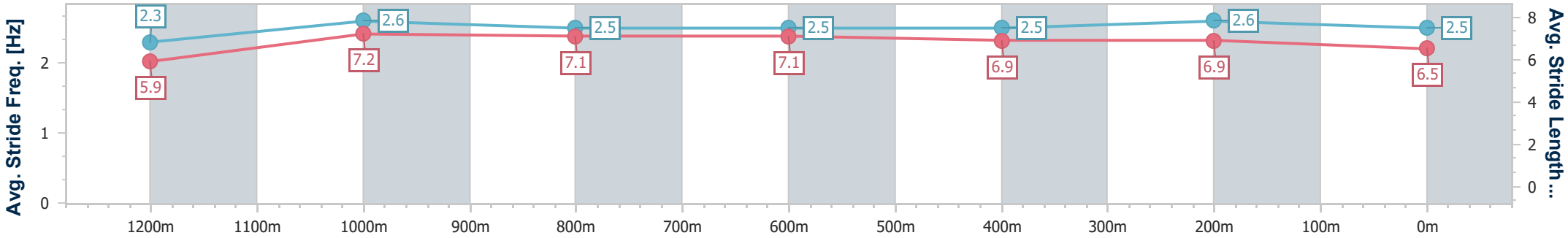

[ ]	Ranking at each section and finish
-:--.--	No data available at this section
NA	No data available

data processed by TRIPLESDATA

Horse/Jockey Name	Coco Jamboo
Final Rank	13
Fastest Section Time (Section)	0:08.61 (Overall)
Top Speed [km/h] (Section)	67.8 (1200m)
Race State	Finished

Eagle FarmProfessional

Race 7: MAGIC MILLIONS DANE RIPPER STAKES - GROUP 2 - 1300m

14 June 2025 - 15:19

Track Rating: Good 3, Weather: Fine, Rail Position: +4m Entire

BRISBANE RACING CLUB

Section	Overall	1200m	1000m	800m	600m	400m	200m
Section Times	1:16.45 [13] (0:08.61)	1:07.84 [14] (0:10.80)	0:57.04 [14] (0:11.24)	0:45.80 [12] (0:11.30)	0:34.50 [11] (0:11.15)	0:23.35 [9] (0:11.04)	0:12.31 [11] (0:12.31)
Average Speed [km/h]	42.3	66.7	64.8	64.7	64.7	65.3	58.4
Top Speed [km/h]	65.1	67.8	65.9	65.7	66.2	66.9	64.0
Avg. Dist. to Rail [m]	10.4	2.6	2.4	2.5	0.7	0.4	0.6
Avg. Stride Freq. [Hz]	2.4	2.5	2.5	2.5	2.5	2.6	2.4
Avg. Stride Length [m]	4.9	7.3	7.3	7.2	7.2	7.1	6.8

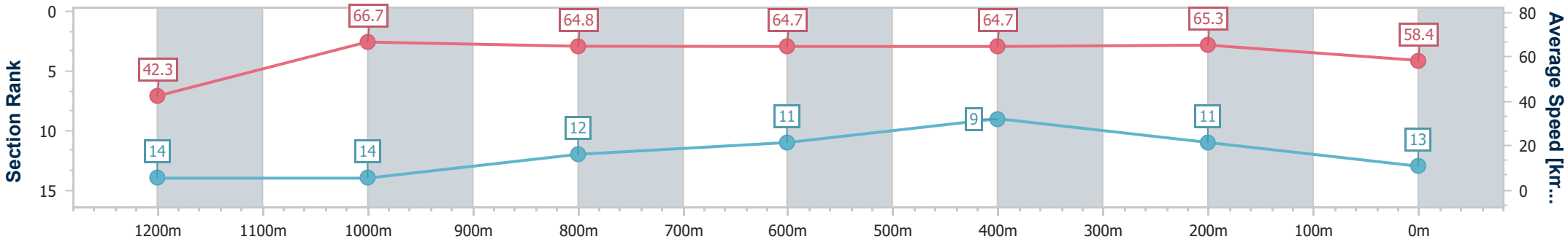

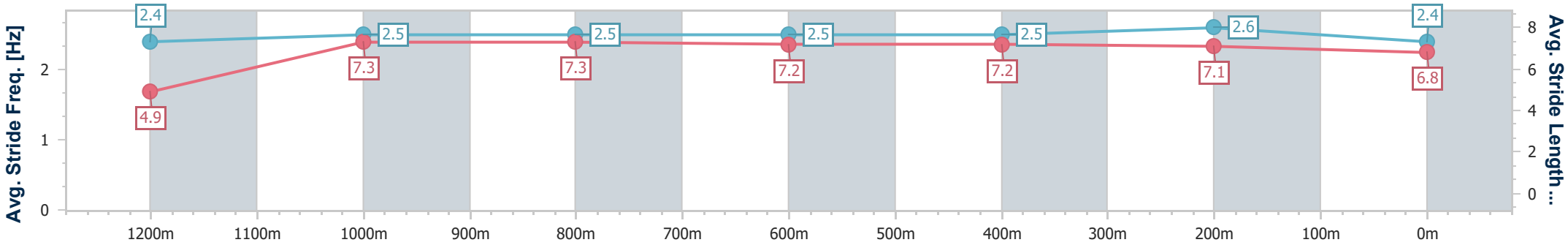

[ ]	Ranking at each section and finish
-:--.--	No data available at this section
NA	No data available

data processed by TRIPLESDATA

Horse/Jockey Name	Red Defcon
Final Rank	14
Fastest Section Time (Section)	0:08.43 (Overall)
Top Speed [km/h] (Section)	67.6 (1200m)
Race State	Finished

Eagle FarmProfessional

Race 7: MAGIC MILLIONS DANE RIPPER STAKES - GROUP 2 - 1300m

14 June 2025 - 15:19

Track Rating: Good 3, Weather: Fine, Rail Position: +4m Entire

BRISBANE RACING CLUB

Section	Overall	1200m	1000m	800m	600m	400m	200m
Section Times	1:16.50 [14] (0:08.43)	1:08.07 [12] (0:10.92)	0:57.15 [13] (0:11.45)	0:45.70 [14] (0:11.29)	0:34.41 [14] (0:11.21)	0:23.20 [13] (0:11.10)	0:12.10 [14] (0:12.10)
Average Speed [km/h]	43.7	65.9	64.0	64.3	64.4	64.9	59.5
Top Speed [km/h]	62.2	67.6	65.5	65.3	65.6	66.0	62.6
Avg. Dist. to Rail [m]	14.2	4.2	2.8	1.8	1.1	2.3	4.0
Avg. Stride Freq. [Hz]	2.1	2.6	2.4	2.4	2.4	2.4	2.4
Avg. Stride Length [m]	5.7	6.6	6.6	6.8	7.0	7.2	6.9

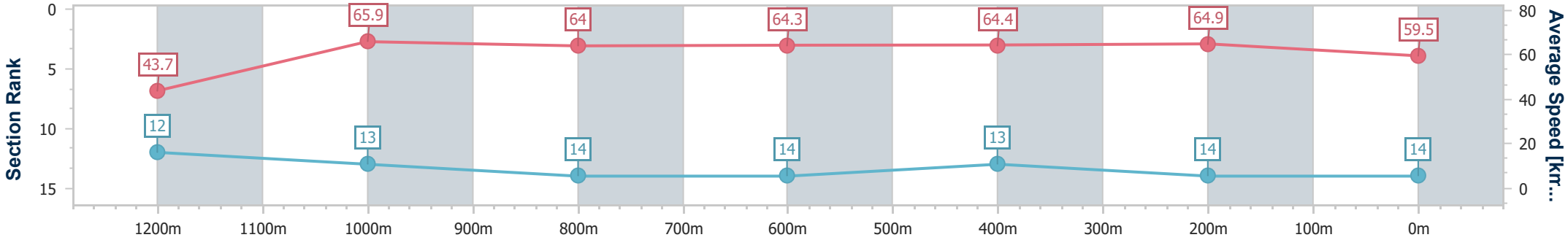

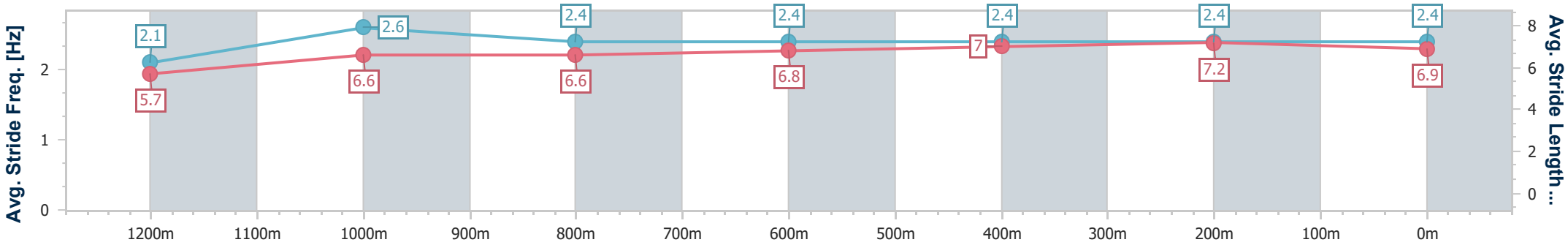

[ ]	Ranking at each section and finish
-:--.--	No data available at this section
NA	No data available

data processed by TRIPLESDATA

Eagle FarmProfessional

Race 8: THE STAR STRADBROKE HANDICAP - GROUP 1 - 1400m

14 June 2025 - 15:59

BRISBANE RACING CLUB

Track Rating: Good 3, Weather: Fine, Rail Position: +4m Entire

Section	Overall	1200m	1000m	800m	600m	400m	Last 600m
Field Times	1:21.17 (0:12.84)	1:08.33 (0:10.25)	0:58.08 (0:11.10)	0:46.98 (0:11.35)	0:35.63 (0:11.88)	0:23.75 (0:11.53)	0:35.63

Rank	TAB	Horse/Jockey	Barrier	Top Speed [km/h]	Fastest Section	Overall	1200m	1000m	800m	600m	400m	Last 600m	Distance Travelled [m]
1	7	**WAR MACHINE**	12	70.9	0:10.36	1:21.17 [1]	1:07.96 [9]	0:57.60 [8]	0:46.45 [8]	0:34.95 [8]	0:23.41 [7]	0:34.95	
		Tim Clark		1200m	1200m	(0:13.21)	(0:10.36)	(0:11.15)	(0:11.50)	(0:11.54)	(0:11.19)		
2	5	**YELLOW BRICK**	7	68.6	0:10.63	1:21.30 [2]	1:07.90 [12]	0:57.27 [13]	0:46.19 [13]	0:34.73 [12]	0:23.17 [13]	0:34.73	-6
		Andrew Mallyon		1200m	1200m	(0:13.40)	(0:10.63)	(0:11.08)	(0:11.46)	(0:11.56)	(0:11.21)		
3	1	**PRIVATE EYE**	9	69.7	0:10.46	1:21.48 [3]	1:08.64 [1]	0:58.18 [5]	0:47.16 [3]	0:35.65 [3]	0:23.85 [4]	0:35.65	-9
		Nash Rawiller		Overall	1200m	(0:12.84)	(0:10.46)	(0:11.02)	(0:11.51)	(0:11.80)	(0:11.40)		
4	3	**DESERT LIGHTNING**	1	69.4	0:10.57	1:21.53 [4]	1:08.30 [11]	0:57.73 [11]	0:46.60 [11]	0:35.10 [10]	0:23.57 [11]	0:35.10	-9
		Tommy Berry		1200m	1200m	(0:13.23)	(0:10.57)	(0:11.13)	(0:11.50)	(0:11.53)	(0:11.37)		
5	15	**BOSUSTOW**	10	68.4	0:10.72	1:21.60 [5]	1:08.00 [15]	0:57.28 [16]	0:46.11 [15]	0:34.68 [16]	0:23.15 [16]	0:34.68	-6
		Zac Lloyd		1200m	1200m	(0:13.60)	(0:10.72)	(0:11.17)	(0:11.43)	(0:11.53)	(0:11.15)		
6	14	**THE INSTRUCTOR**	11	71.4	0:10.31	1:21.61 [6]	1:08.70 [2]	0:58.39 [3]	0:47.28 [4]	0:35.55 [5]	0:24.04 [3]	0:35.55	-5
		Jett Stanley		Overall	1200m	(0:12.91)	(0:10.31)	(0:11.11)	(0:11.73)	(0:11.51)	(0:11.68)		
7	2	**ROTHFIRE**	13	71.3	0:10.37	1:21.72 [7]	1:08.26 [13]	0:57.89 [12]	0:46.82 [10]	0:35.29 [11]	0:23.77 [10]	0:35.29	+1
		James McDonald		1200m	1200m	(0:13.46)	(0:10.37)	(0:11.07)	(0:11.53)	(0:11.52)	(0:11.21)		
8	8	**PAYLINE**	6	69.0	0:10.59	1:21.81 [8]	1:08.20 [16]	0:57.61 [14]	0:46.53 [14]	0:35.14 [13]	0:23.59 [14]	0:35.14	-9
		Kyle Wilson-Taylor		1200m	1200m	(0:13.61)	(0:10.59)	(0:11.08)	(0:11.39)	(0:11.55)	(0:11.26)		
9	20	**TRANSATLANTIC**	17	70.8	0:10.38	1:21.89 [9]	1:08.80 [5]	0:58.42 [6]	0:47.41 [6]	0:35.89 [4]	0:24.18 [5]	0:35.89	+1
		Angela Jones		1200m	1200m	(0:13.09)	(0:10.38)	(0:11.01)	(0:11.52)	(0:11.71)	(0:11.57)		
10	6	**GOLDEN MILE**	2	69.5	0:10.49	1:21.92 [10]	1:08.70 [10]	0:58.21 [10]	0:46.85 [12]	0:35.22 [14]	0:23.82 [12]	0:35.22	-1
		Jason Collett		1200m	1200m	(0:13.22)	(0:10.49)	(0:11.36)	(0:11.63)	(0:11.40)	(0:11.35)		

Scratched: Firestorm (#17), Waterford (#21), Kimochi (#4), Warnie (#23), Pier (#22)

Report Created: Sat 14 June 2025 17:07 GMT+10 (Note: Timing is based on position data)

[ ]	Ranking at each section and finish	**SCN**	Saddle cloth number
-:--.--	No data available at this section	**DNF**	Did not finish
NA	No data available	**DNT**	Did not track

data processed by TRIPLESDATA

Eagle FarmProfessional

Race 8: THE STAR STRADBROKE HANDICAP - GROUP 1 - 1400m

14 June 2025 - 15:59

BRISBANE RACING CLUB

Track Rating: Good 3, Weather: Fine, Rail Position: +4m Entire

Section	Overall	1200m	1000m	800m	600m	400m	Last 600m
Field Times	1:21.17 (0:12.84)	1:08.33 (0:10.25)	0:58.08 (0:11.10)	0:46.98 (0:11.35)	0:35.63 (0:11.88)	0:23.75 (0:11.53)	0:35.63

Rank	TAB	Horse/Jockey	Barrier	Top Speed [km/h]	Fastest Section	Overall	1200m	1000m	800m	600m	400m	Last 600m	Distance Travelled [m]
11	16	THE INFLICTOR	5	70.7	0:10.46	1:22.01 [11]	1:08.92 [6]	0:58.46 [7]	0:47.17 [9]	0:35.61 [9]	0:24.09 [9]	0:35.61	-3
		Cejay Graham		1200m	1200m	(0:13.09)	(0:10.46)	(0:11.29)	(0:11.56)	(0:11.52)	(0:11.59)		
12	19	COLEMAN	18	68.8	0:10.67	1:22.06 [12]	1:08.17 [18]	0:57.50 [17]	0:46.52 [17]	0:35.13 [17]	0:23.60 [17]	0:35.13	-4
		Reece Jones		Overall	1200m	(0:13.89)	(0:10.67)	(0:10.98)	(0:11.39)	(0:11.53)	(0:11.32)		
13	13	RISE AT DAWN	3	69.8	0:10.44	1:22.21 [13]	1:09.06 [8]	0:58.62 [9]	0:47.52 [7]	0:36.04 [7]	0:24.36 [8]	0:36.04	-10
		Declan Bates		1200m	1200m	(0:13.15)	(0:10.44)	(0:11.10)	(0:11.48)	(0:11.68)	(0:11.58)		
14	12	FAR TOO EASY	8	67.5	0:10.83	1:22.23 [14]	1:08.49 [17]	0:57.66 [18]	0:46.49 [18]	0:35.15 [18]	0:23.51 [18]	0:35.15	-7
		Regan Bayliss		1200m	1200m	(0:13.74)	(0:10.83)	(0:11.17)	(0:11.34)	(0:11.64)	(0:11.25)		
15	18	SPICY MARTINI	4	68.6	0:10.71	1:22.68 [15]	1:09.13 [14]	0:58.42 [15]	0:47.18 [16]	0:35.86 [15]	0:24.27 [15]	0:35.86	-13
		Robbie Dolan		1200m	1200m	(0:13.55)	(0:10.71)	(0:11.24)	(0:11.32)	(0:11.59)	(0:11.50)		
16	10	FRONT PAGE	15	73.7	0:10.14	1:22.68 [16]	1:09.73 [3]	0:59.59 [1]	0:48.49 [1]	0:37.14 [1]	0:25.26 [1]	0:37.14	-9
		Damien Thornton		1200m	1200m	(0:12.95)	(0:10.14)	(0:11.10)	(0:11.35)	(0:11.88)	(0:11.79)		
17	9	PUNCH LANE	16	72.3	0:10.13	1:22.89 [17]	1:09.78 [7]	0:59.65 [4]	0:48.63 [2]	0:37.19 [2]	0:25.38 [2]	0:37.19	-5
		Rachel King		1200m	1200m	(0:13.11)	(0:10.13)	(0:11.02)	(0:11.44)	(0:11.81)	(0:12.12)		
18	11	ROBUSTO	14	73.2	0:10.20	1:23.20 [18]	1:10.22 [4]	1:00.02 [2]	0:48.83 [5]	0:37.13 [6]	0:25.45 [6]	0:37.13	+1
		Kerrin McEvoy		1200m	1200m	(0:12.98)	(0:10.20)	(0:11.19)	(0:11.70)	(0:11.68)	(0:11.86)		

Scratched: Firestorm (#17), Waterford (#21), Kimochi (#4), Warnie (#23), Pier (#22)

[ ]	Ranking at each section and finish	**SCN**	Saddle cloth number
-:--.--	No data available at this section	**DNF**	Did not finish
NA	No data available	**DNT**	Did not track

data processed by TRIPLESDATA

Eagle FarmProfessional

Race 8: THE STAR STRADBROKE HANDICAP - GROUP 1 - 1400m

14 June 2025 - 15:59

BRISBANE RACING CLUB

Track Rating: Good 3, Weather: Fine, Rail Position: +4m Entire

Section	200m	Last 600m
Field Times	0:12.22 (0:12.22)	0:35.63

Rank	TAB	Horse/Jockey	Barrier	Top Speed [km/h]	Fastest Section		Margin		Distance Travelled [m]
1	7	**WAR MACHINE**	12	70.9	0:10.36	0:12.22 [1]	1:21.17	0:34.95	
		Tim Clark		1200m	1200m	(0:12.22)			
2	5	**YELLOW BRICK**	7	68.6	0:10.63	0:11.96 [8]	0.76L	0:34.73	-6
		Andrew Mallyon		1200m	1200m	(0:11.96)			
3	1	**PRIVATE EYE**	9	69.7	0:10.46	0:12.45 [2]	1.8L	0:35.65	-9
		Nash Rawiller		Overall	1200m	(0:12.45)			
4	3	**DESERT LIGHTNING**	1	69.4	0:10.57	0:12.20 [7]	2.09L	0:35.10	-9
		Tommy Berry		1200m	1200m	(0:12.20)			
5	15	**BOSUSTOW**	10	68.4	0:10.72	0:12.00 [13]	2.53L	0:34.68	-6
		Zac Lloyd		1200m	1200m	(0:12.00)			
6	14	**THE INSTRUCTOR**	11	71.4	0:10.31	0:12.36 [5]	2.54L	0:35.55	-5
		Jett Stanley		Overall	1200m	(0:12.36)			
7	2	**ROTHFIRE**	13	71.3	0:10.37	0:12.56 [3]	3.24L	0:35.29	+1
		James McDonald		1200m	1200m	(0:12.56)			
8	8	**PAYLINE**	6	69.0	0:10.59	0:12.33 [11]	3.77L	0:35.14	-9
		Kyle Wilson-Taylor		1200m	1200m	(0:12.33)			
9	20	**TRANSATLANTIC**	17	70.8	0:10.38	0:12.61 [6]	4.23L	0:35.89	+1
		Angela Jones		1200m	1200m	(0:12.61)			
10	6	**GOLDEN MILE**	2	69.5	0:10.49	0:12.47 [10]	4.42L	0:35.22	-1
		Jason Collett		1200m	1200m	(0:12.47)			

Scratched: Firestorm (#17), Waterford (#21), Kimochi (#4), Warnie (#23), Pier (#22)

[ ]	Ranking at each section and finish	SCN	Saddle cloth number
-:--.--	No data available at this section	DNF	Did not finish
NA	No data available	DNT	Did not track

data processed by TRIPLESDATA

Eagle FarmProfessional

Race 8: THE STAR STRADBROKE HANDICAP - GROUP 1 - 1400m

14 June 2025 - 15:59

BRISBANE RACING CLUB

Track Rating: Good 3, Weather: Fine, Rail Position: +4m Entire

Section	200m	Last 600m
Field Times	0:12.22 (0:12.22)	0:35.63

Rank	TAB	Horse/Jockey	Barrier	Top Speed [km/h]	Fastest Section		Margin			Distance Travelled [m]
11	16	**THE INFLICTOR**	5	70.7	0:10.46	0:12.50 [12]	4.92L		0:35.61	-3
		Cejay Graham		1200m	1200m	(0:12.50)				
12	19	**COLEMAN**	18	68.8	0:10.67	0:12.28 [16]	5.23L		0:35.13	-4
		Reece Jones		Overall	1200m	(0:12.28)				
13	13	**RISE AT DAWN**	3	69.8	0:10.44	0:12.78 [9]	6.08L		0:36.04	-10
		Declan Bates		1200m	1200m	(0:12.78)				
14	12	**FAR TOO EASY**	8	67.5	0:10.83	0:12.26 [18]	6.2L		0:35.15	-7
		Regan Bayliss		1200m	1200m	(0:12.26)				
15	18	**SPICY MARTINI**	4	68.6	0:10.71	0:12.77 [17]	8.86L		0:35.86	-13
		Robbie Dolan		1200m	1200m	(0:12.77)				
16	10	**FRONT PAGE**	15	73.7	0:10.14	0:13.47 [4]	8.87L		0:37.14	-9
		Damien Thornton		1200m	1200m	(0:13.47)				
17	9	**PUNCH LANE**	16	72.3	0:10.13	0:13.26 [15]	10.11L		0:37.19	-5
		Rachel King		1200m	1200m	(0:13.26)				
18	11	**ROBUSTO**	14	73.2	0:10.20	0:13.59 [14]	11.93L		0:37.13	+1
		Kerrin McEvoy		1200m	1200m	(0:13.59)				

Scratched: Firestorm (#17), Waterford (#21), Kimochi (#4), Warnie (#23), Pier (#22)

[ ]	Ranking at each section and finish	**SCN**	Saddle cloth number
-:--.--	No data available at this section	**DNF**	Did not finish
NA	No data available	**DNT**	Did not track

data processed by TRIPLESDATA

Horse/Jockey Name	War Machine
Final Rank	1
Fastest Section Time (Section)	0:10.36 (1200m)
Top Speed [km/h] (Section)	70.9 (1200m)
Race State	Finished

TAB

Eagle FarmProfessional

Race 8: THE STAR STRADBROKE HANDICAP - GROUP 1 - 1400m

14 June 2025 - 15:59

Track Rating: Good 3, Weather: Fine, Rail Position: +4m Entire

BRISBANE RACING CLUB

Section	Overall	1200m	1000m	800m	600m	400m	200m
Section Times	1:21.17 [1] (0:13.21)	1:07.96 [9] (0:10.36)	0:57.60 [8] (0:11.15)	0:46.45 [8] (0:11.50)	0:34.95 [8] (0:11.54)	0:23.41 [7] (0:11.19)	0:12.22 [1] (0:12.22)
Average Speed [km/h]	54.7	69.7	66.8	63.9	63.4	64.5	58.8
Top Speed [km/h]	69.9	70.9	68.1	66.5	64.9	66.1	62.5
Avg. Dist. to Rail [m]	8.6	6.2	5.8	4.8	3.9	5.1	3.5
Avg. Stride Freq. [Hz]	2.4	2.4	2.3	2.2	2.3	2.4	2.3
Avg. Stride Length [m]	7.0	8.0	7.9	8.0	7.7	7.6	7.2

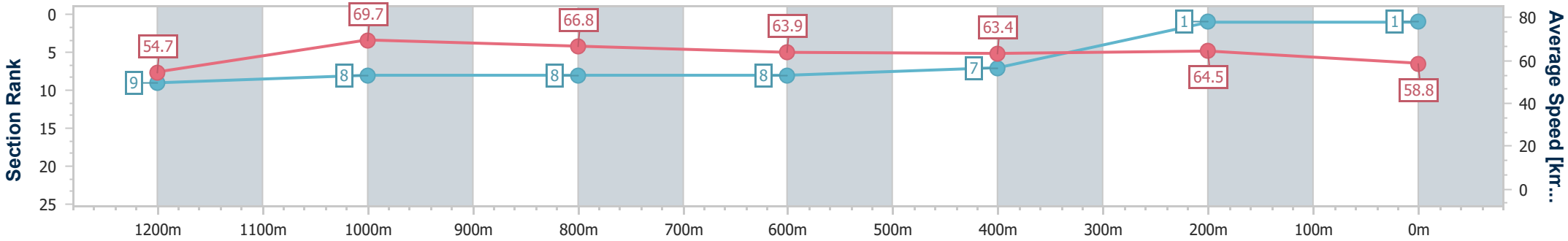

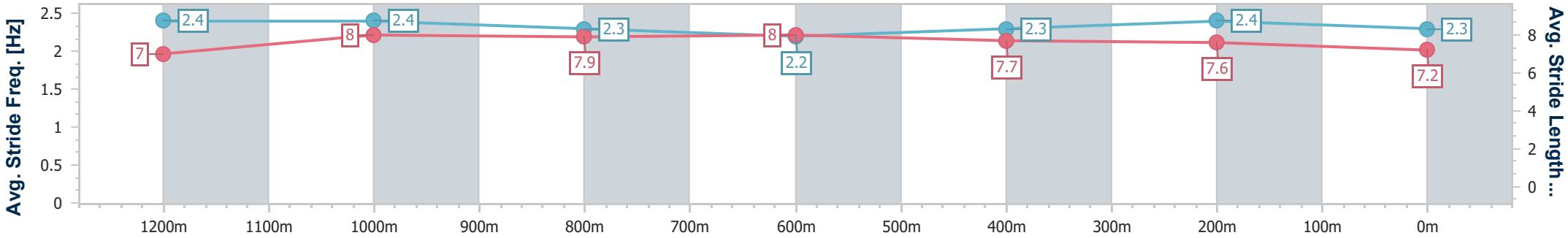

[ ]	Ranking at each section and finish
-:--.--	No data available at this section
NA	No data available

data processed by TRIPLESDATA

Horse/Jockey Name	Yellow Brick
Final Rank	2
Fastest Section Time (Section)	0:10.63 (1200m)
Top Speed [km/h] (Section)	68.6 (1200m)
Race State	Finished

Eagle FarmProfessional

Race 8: THE STAR STRADBROKE HANDICAP - GROUP 1 - 1400m

14 June 2025 - 15:59

Track Rating: Good 3, Weather: Fine, Rail Position: +4m Entire

BRISBANE RACING CLUB

Section	Overall	1200m	1000m	800m	600m	400m	200m
Section Times	1:21.30 [2] (0:13.40)	1:07.90 [12] (0:10.63)	0:57.27 [13] (0:11.08)	0:46.19 [13] (0:11.46)	0:34.73 [12] (0:11.56)	0:23.17 [13] (0:11.21)	0:11.96 [8] (0:11.96)
Average Speed [km/h]	53.8	67.9	66.2	63.5	63.1	64.5	60.2
Top Speed [km/h]	66.3	68.6	67.8	66.1	64.5	64.7	63.2
Avg. Dist. to Rail [m]	3.8	3.8	3.2	2.6	3.1	7.2	8.2
Avg. Stride Freq. [Hz]	2.3	2.3	2.3	2.2	2.3	2.3	2.2
Avg. Stride Length [m]	7.0	8.2	8.1	7.9	7.8	7.6	7.5

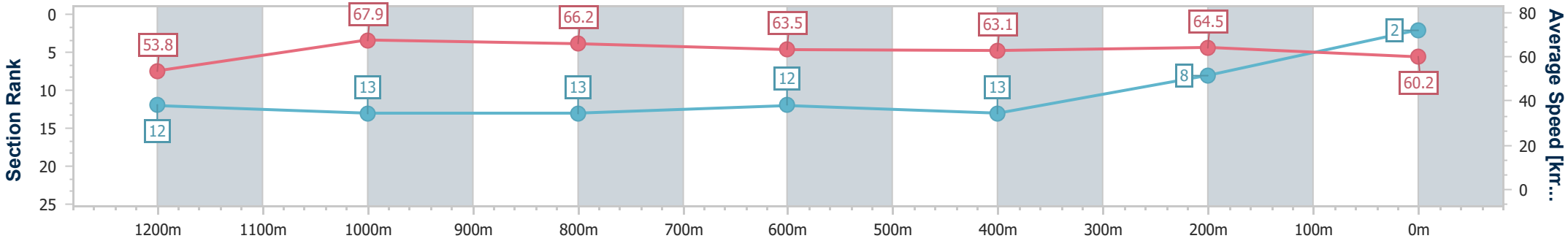

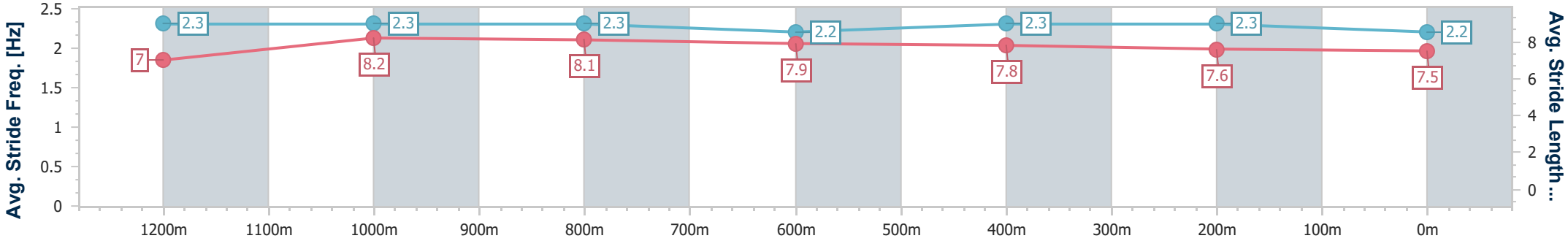

[ ]	Ranking at each section and finish
-:--.--	No data available at this section
NA	No data available

data processed by TRIPLESDATA

Horse/Jockey Name	Private Eye
Final Rank	3
Fastest Section Time (Section)	0:10.46 (1200m)
Top Speed [km/h] (Section)	69.7 (Overall)
Race State	Finished

TAB

Eagle FarmProfessional

Race 8: THE STAR STRADBROKE HANDICAP - GROUP 1 - 1400m

14 June 2025 - 15:59

Track Rating: Good 3, Weather: Fine, Rail Position: +4m Entire

BRISBANE RACING CLUB

Section	Overall	1200m	1000m	800m	600m	400m	200m
Section Times	1:21.48 [3] (0:12.84)	1:08.64 [1] (0:10.46)	0:58.18 [5] (0:11.02)	0:47.16 [3] (0:11.51)	0:35.65 [3] (0:11.80)	0:23.85 [4] (0:11.40)	0:12.45 [2] (0:12.45)
Average Speed [km/h]	56.2	69.1	65.7	63.4	61.7	63.1	57.9
Top Speed [km/h]	69.7	69.5	67.7	64.4	62.6	64.5	61.8
Avg. Dist. to Rail [m]	4.8	2.8	1.9	2.3	2.4	3.4	3.7
Avg. Stride Freq. [Hz]	2.4	2.4	2.3	2.3	2.2	2.3	2.2
Avg. Stride Length [m]	7.1	8.1	7.9	7.8	7.6	7.6	7.2

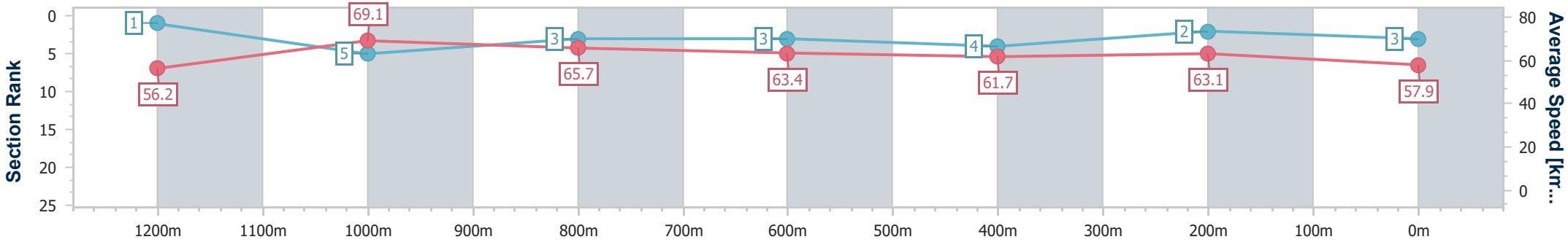

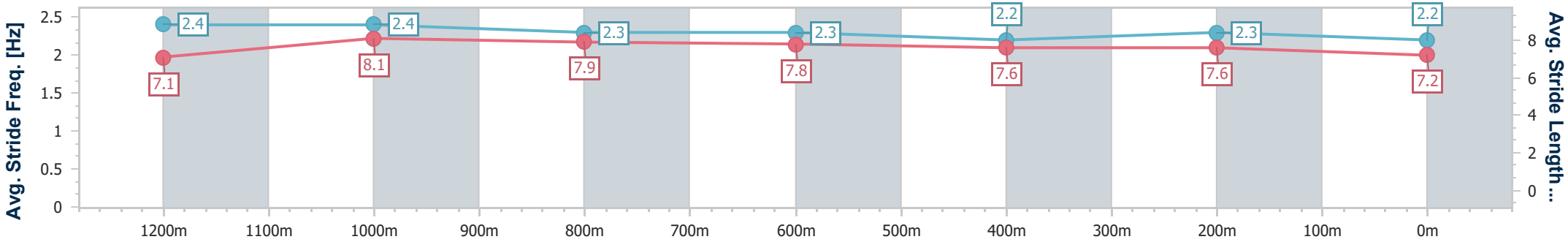

[ ]	Ranking at each section and finish
-:--.--	No data available at this section
NA	No data available

data processed by TRIPLESDATA

Horse/Jockey Name	Desert Lightning
Final Rank	4
Fastest Section Time (Section)	0:10.57 (1200m)
Top Speed [km/h] (Section)	69.4 (1200m)
Race State	Finished

Eagle FarmProfessional

Race 8: THE STAR STRADBROKE HANDICAP - GROUP 1 - 1400m

14 June 2025 - 15:59

Track Rating: Good 3, Weather: Fine, Rail Position: +4m Entire

BRISBANE RACING CLUB

Section	Overall	1200m	1000m	800m	600m	400m	200m
Section Times	1:21.53 [4] (0:13.23)	1:08.30 [11] (0:10.57)	0:57.73 [11] (0:11.13)	0:46.60 [11] (0:11.50)	0:35.10 [10] (0:11.53)	0:23.57 [11] (0:11.37)	0:12.20 [7] (0:12.20)
Average Speed [km/h]	54.6	68.2	65.6	63.1	63.0	63.2	59.1
Top Speed [km/h]	66.9	69.4	66.9	64.5	64.6	64.9	61.1
Avg. Dist. to Rail [m]	0.8	2.5	2.8	1.7	1.5	2.5	4.3
Avg. Stride Freq. [Hz]	2.4	2.4	2.3	2.3	2.3	2.4	2.3
Avg. Stride Length [m]	6.9	8.0	7.9	7.7	7.7	7.5	7.1

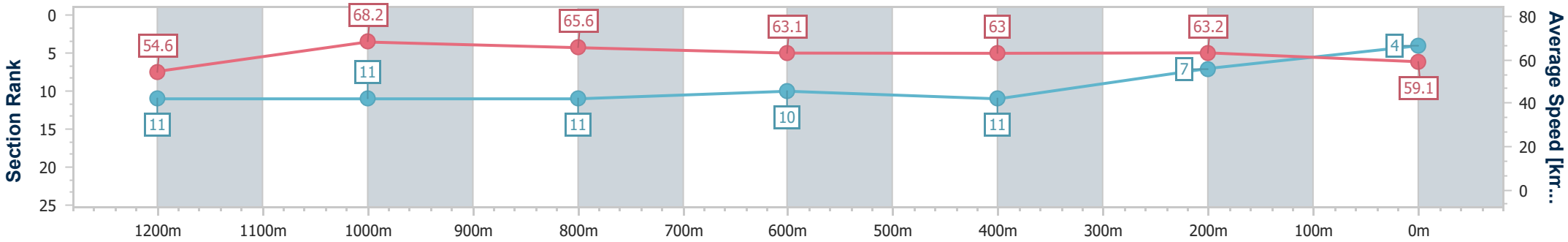

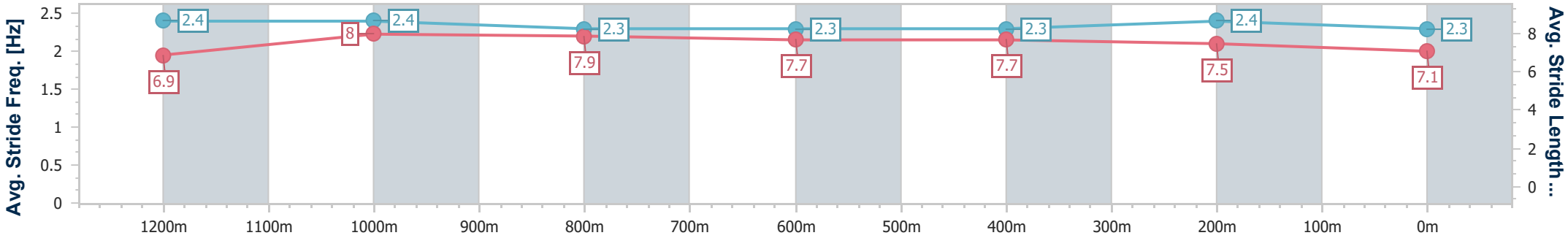

[ ]	Ranking at each section and finish
-:--.--	No data available at this section
NA	No data available

data processed by TRIPLESDATA

Horse/Jockey Name	Bosustow
Final Rank	5
Fastest Section Time (Section)	0:10.72 (1200m)
Top Speed [km/h] (Section)	68.4 (1200m)
Race State	Finished

Eagle FarmProfessional

Race 8: THE STAR STRADBROKE HANDICAP - GROUP 1 - 1400m

14 June 2025 - 15:59

Track Rating: Good 3, Weather: Fine, Rail Position: +4m Entire

BRISBANE RACING CLUB

Section	Overall	1200m	1000m	800m	600m	400m	200m
Section Times	1:21.60 [5] (0:13.60)	1:08.00 [15] (0:10.72)	0:57.28 [16] (0:11.17)	0:46.11 [15] (0:11.43)	0:34.68 [16] (0:11.53)	0:23.15 [16] (0:11.15)	0:12.00 [13] (0:12.00)
Average Speed [km/h]	53.1	67.3	65.9	64.0	63.0	64.6	60.1
Top Speed [km/h]	67.5	68.4	66.7	65.3	65.5	66.4	61.9
Avg. Dist. to Rail [m]	6.3	5.2	4.5	2.6	2.1	6.7	9.9
Avg. Stride Freq. [Hz]	2.4	2.4	2.4	2.3	2.3	2.4	2.4
Avg. Stride Length [m]	6.6	7.7	7.7	7.7	7.4	7.3	6.9

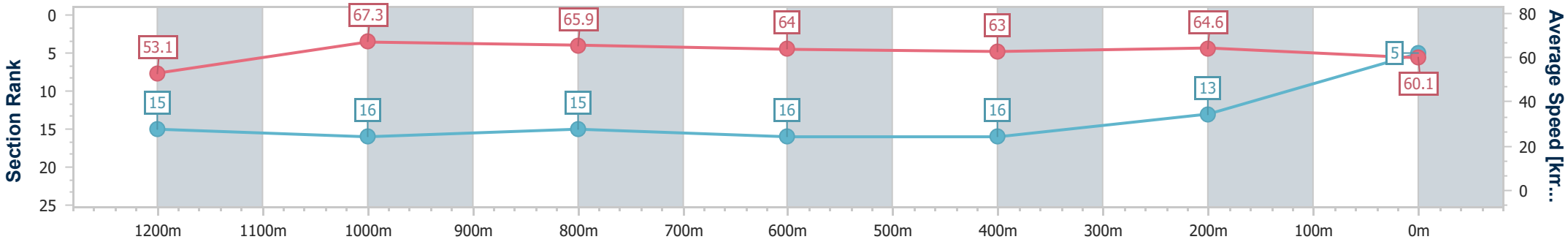

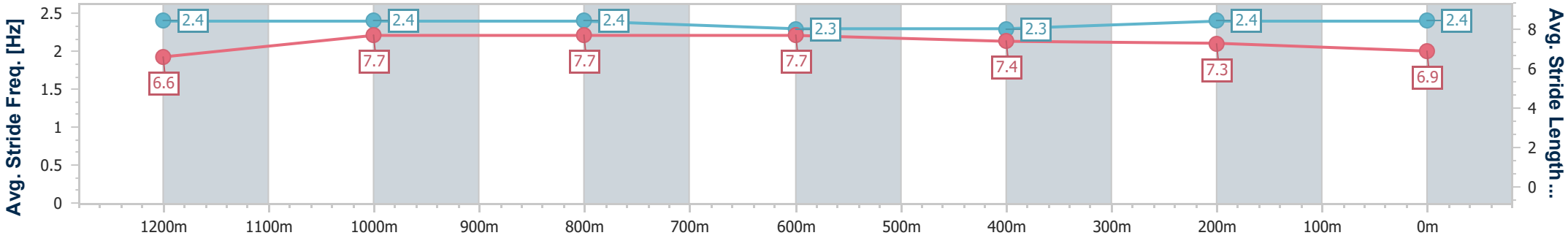

[ ]	Ranking at each section and finish
-:--.--	No data available at this section
NA	No data available

data processed by TRIPLESDATA

Horse/Jockey Name	The Instructor
Final Rank	6
Fastest Section Time (Section)	0:10.31 (1200m)
Top Speed [km/h] (Section)	71.4 (Overall)
Race State	Finished

Eagle FarmProfessional

Race 8: THE STAR STRADBROKE HANDICAP - GROUP 1 - 1400m

14 June 2025 - 15:59

Track Rating: Good 3, Weather: Fine, Rail Position: +4m Entire

BRISBANE RACING CLUB

Section	Overall	1200m	1000m	800m	600m	400m	200m
Section Times	1:21.61 [6] (0:12.91)	1:08.70 [2] (0:10.31)	0:58.39 [3] (0:11.11)	0:47.28 [4] (0:11.73)	0:35.55 [5] (0:11.51)	0:24.04 [3] (0:11.68)	0:12.36 [5] (0:12.36)
Average Speed [km/h]	56.1	70.2	66.3	62.5	62.7	61.5	58.4
Top Speed [km/h]	71.4	71.3	68.4	62.7	63.8	63.9	61.1
Avg. Dist. to Rail [m]	7.0	5.7	4.8	3.7	0.4	0.9	3.7
Avg. Stride Freq. [Hz]	2.5	2.5	2.4	2.3	2.3	2.3	2.3
Avg. Stride Length [m]	6.7	7.6	7.7	7.4	7.4	7.3	7.1

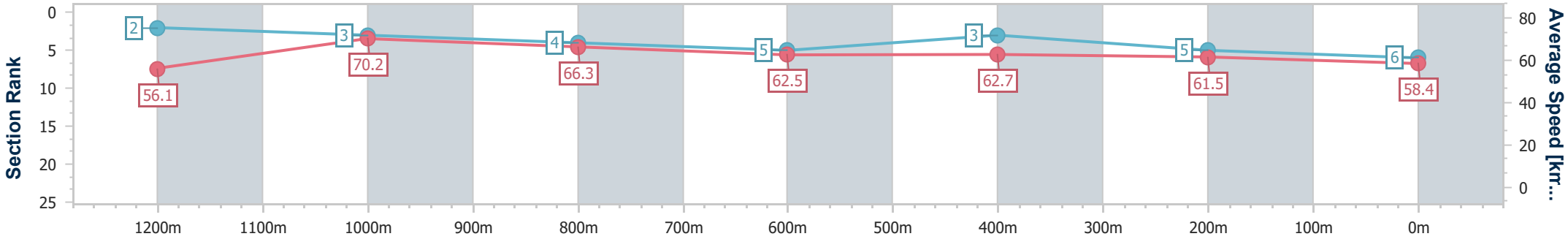

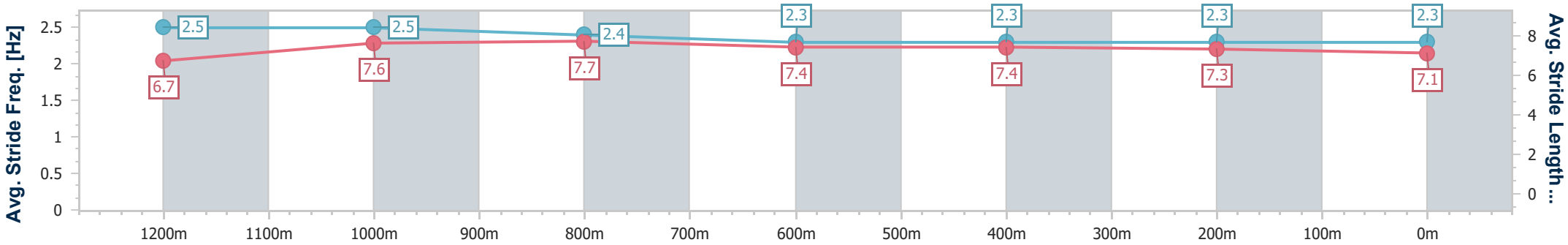

[ ]	Ranking at each section and finish
-:--.--	No data available at this section
NA	No data available

data processed by TRIPLESDATA

Horse/Jockey Name	Rothfire
Final Rank	7
Fastest Section Time (Section)	0:10.37 (1200m)
Top Speed [km/h] (Section)	71.3 (1200m)
Race State	Finished

TAB

Eagle FarmProfessional

Race 8: THE STAR STRADBROKE HANDICAP - GROUP 1 - 1400m

14 June 2025 - 15:59

Track Rating: Good 3, Weather: Fine, Rail Position: +4m Entire

BRISBANE RACING CLUB

Section	Overall	1200m	1000m	800m	600m	400m	200m
Section Times	1:21.72 [7] (0:13.46)	1:08.26 [13] (0:10.37)	0:57.89 [12] (0:11.07)	0:46.82 [10] (0:11.53)	0:35.29 [11] (0:11.52)	0:23.77 [10] (0:11.21)	0:12.56 [3] (0:12.56)
Average Speed [km/h]	53.8	69.6	67.0	63.7	64.1	64.1	57.3
Top Speed [km/h]	68.7	71.3	68.8	65.9	65.7	65.8	62.0
Avg. Dist. to Rail [m]	9.3	5.1	5.3	5.0	5.3	8.9	6.9
Avg. Stride Freq. [Hz]	2.4	2.4	2.4	2.3	2.3	2.4	2.3
Avg. Stride Length [m]	6.8	8.0	7.9	7.8	7.8	7.5	7.0

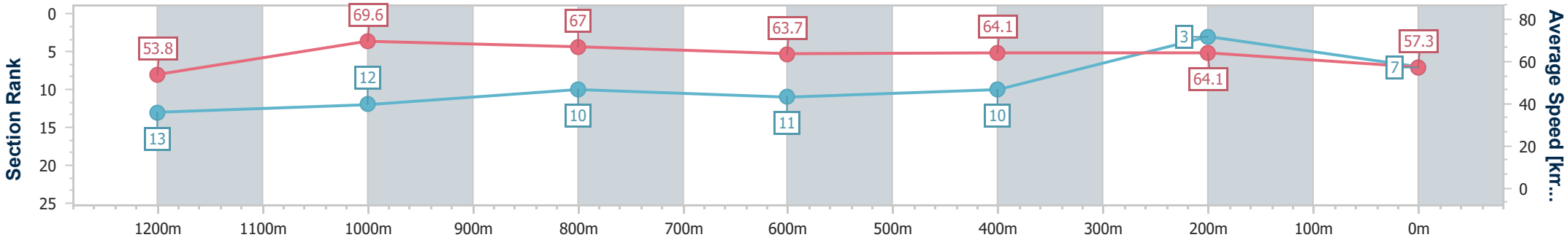

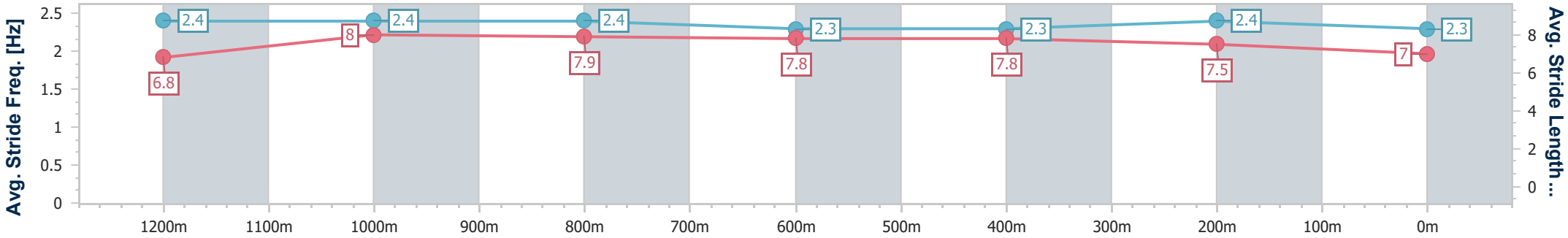

[ ]	Ranking at each section and finish
-:--.--	No data available at this section
NA	No data available

data processed by TRIPLESDATA

Horse/Jockey Name	Payline
Final Rank	8
Fastest Section Time (Section)	0:10.59 (1200m)
Top Speed [km/h] (Section)	69.0 (1200m)
Race State	Finished

Eagle FarmProfessional

Race 8: THE STAR STRADBROKE HANDICAP - GROUP 1 - 1400m

14 June 2025 - 15:59

Track Rating: Good 3, Weather: Fine, Rail Position: +4m Entire

BRISBANE RACING CLUB

Section	Overall	1200m	1000m	800m	600m	400m	200m
Section Times	1:21.81 [8] (0:13.61)	1:08.20 [16] (0:10.59)	0:57.61 [14] (0:11.08)	0:46.53 [14] (0:11.39)	0:35.14 [13] (0:11.55)	0:23.59 [14] (0:11.26)	0:12.33 [11] (0:12.33)
Average Speed [km/h]	57.8	67.8	65.9	64.1	63.0	63.2	58.4
Top Speed [km/h]	63.2	69.0	69.0	66.9	64.4	65.3	64.4
Avg. Dist. to Rail [m]	2.8	2.9	3.6	2.1	2.1	3.7	3.0
Avg. Stride Freq. [Hz]	2.4	2.5	2.4	2.4	2.4	2.4	2.3
Avg. Stride Length [m]	6.6	7.6	7.6	7.6	7.4	7.2	7.0

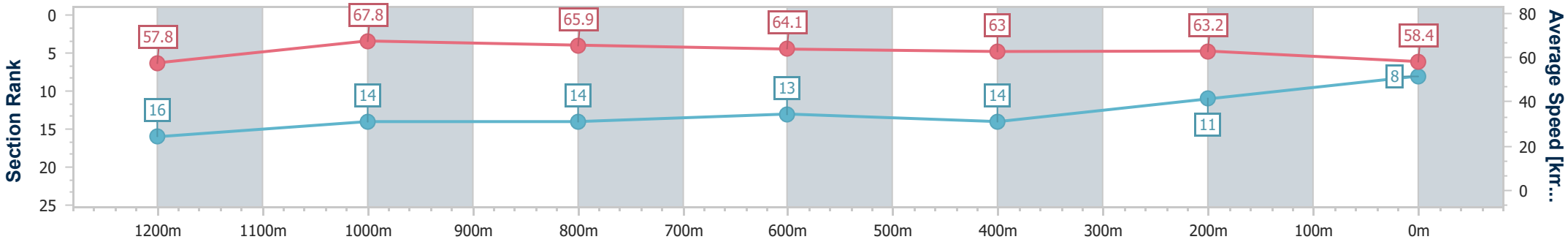

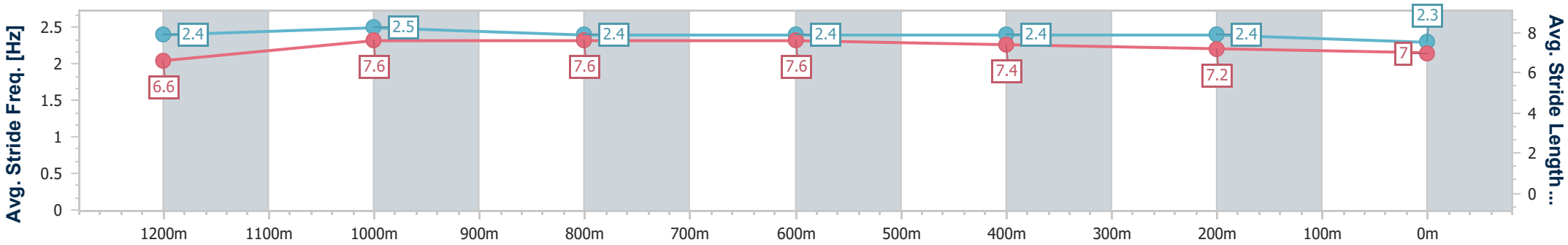

[ ]	Ranking at each section and finish
-:--.--	No data available at this section
NA	No data available

data processed by TRIPLESDATA

Horse/Jockey Name	Transatlantic
Final Rank	9
Fastest Section Time (Section)	0:10.38 (1200m)
Top Speed [km/h] (Section)	70.8 (1200m)
Race State	Finished

TAB

Eagle FarmProfessional

Race 8: THE STAR STRADBROKE HANDICAP - GROUP 1 - 1400m

14 June 2025 - 15:59

Track Rating: Good 3, Weather: Fine, Rail Position: +4m Entire

BRISBANE RACING CLUB

Section	Overall	1200m	1000m	800m	600m	400m	200m
Section Times	1:21.89 [9] (0:13.09)	1:08.80 [5] (0:10.38)	0:58.42 [6] (0:11.01)	0:47.41 [6] (0:11.52)	0:35.89 [4] (0:11.71)	0:24.18 [5] (0:11.57)	0:12.61 [6] (0:12.61)
Average Speed [km/h]	55.6	69.6	67.6	63.6	62.8	62.1	57.1
Top Speed [km/h]	70.6	70.8	68.8	66.4	63.4	64.2	60.1
Avg. Dist. to Rail [m]	14.1	8.7	6.0	4.7	3.9	7.4	8.3
Avg. Stride Freq. [Hz]	2.4	2.4	2.3	2.3	2.3	2.3	2.2
Avg. Stride Length [m]	7.1	8.1	8.1	7.8	7.7	7.4	7.1

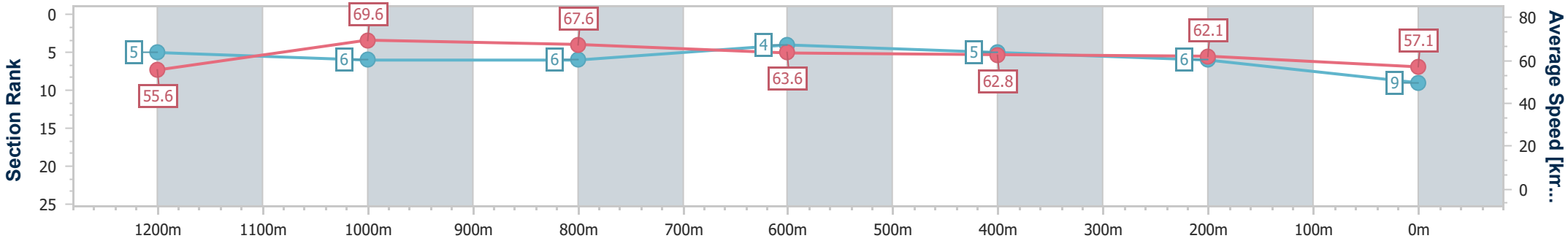

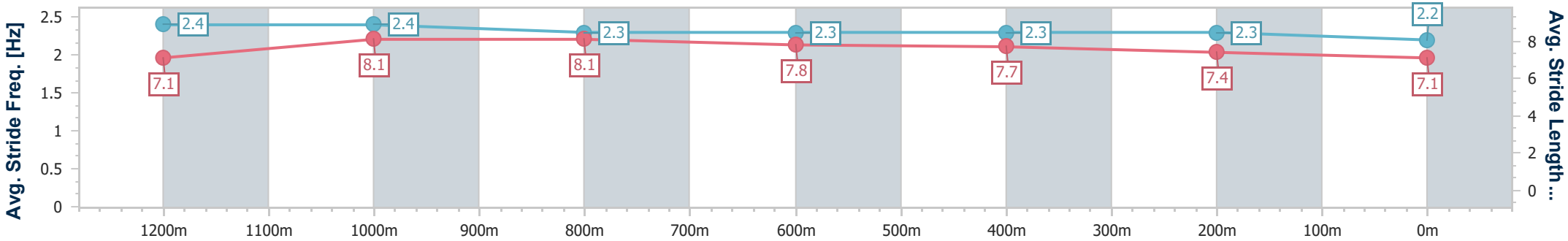

[ ]	Ranking at each section and finish
-:--.--	No data available at this section
NA	No data available

data processed by TRIPLESDATA

Horse/Jockey Name	Golden Mile
Final Rank	10
Fastest Section Time (Section)	0:10.49 (1200m)
Top Speed [km/h] (Section)	69.5 (1200m)
Race State	Finished

TAB

Eagle FarmProfessional

Race 8: THE STAR STRADBROKE HANDICAP - GROUP 1 - 1400m

14 June 2025 - 15:59

Track Rating: Good 3, Weather: Fine, Rail Position: +4m Entire

BRISBANE RACING CLUB

Section	Overall	1200m	1000m	800m	600m	400m	200m
Section Times	1:21.92 [10] (0:13.22)	1:08.70 [10] (0:10.49)	0:58.21 [10] (0:11.36)	0:46.85 [12] (0:11.63)	0:35.22 [14] (0:11.40)	0:23.82 [12] (0:11.35)	0:12.47 [10] (0:12.47)
Average Speed [km/h]	54.6	68.9	65.5	63.2	63.9	63.5	57.7
Top Speed [km/h]	68.2	69.5	67.3	64.6	65.6	65.7	61.6
Avg. Dist. to Rail [m]	2.1	5.4	7.0	4.2	2.8	6.7	8.2
Avg. Stride Freq. [Hz]	2.5	2.4	2.3	2.2	2.3	2.3	2.2
Avg. Stride Length [m]	6.8	8.0	7.8	7.8	7.8	7.7	7.2

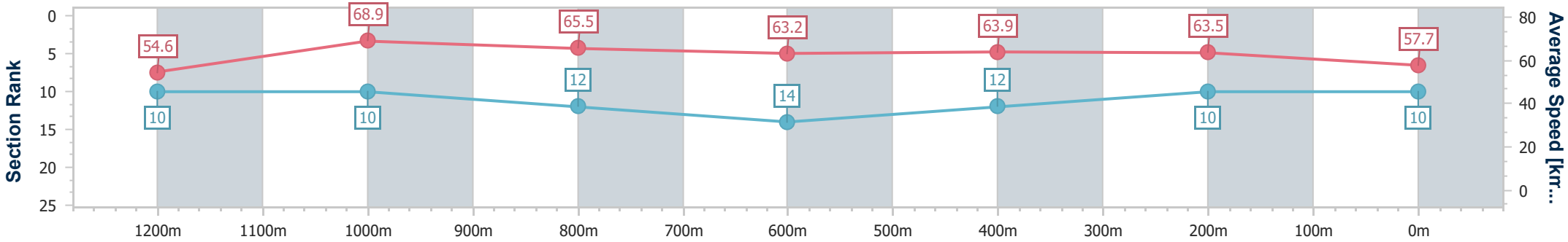

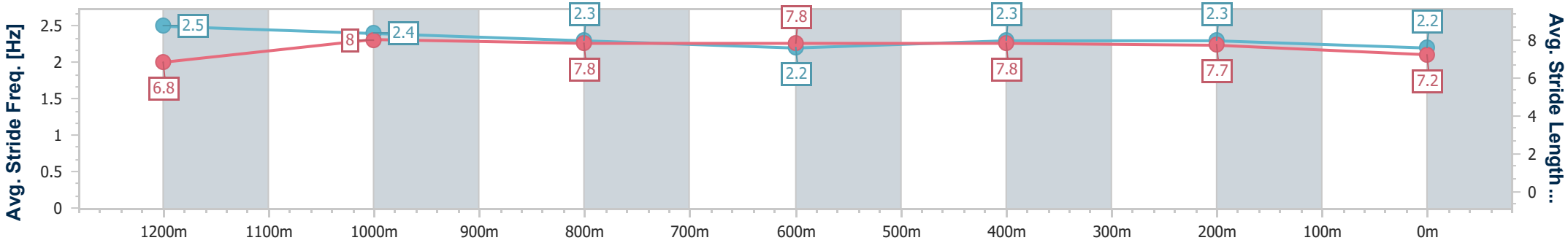

[ ]	Ranking at each section and finish
-:--.--	No data available at this section
NA	No data available

data processed by TRIPLESDATA

Horse/Jockey Name	The Inflictor
Final Rank	11
Fastest Section Time (Section)	0:10.46 (1200m)
Top Speed [km/h] (Section)	70.7 (1200m)
Race State	Finished

Eagle FarmProfessional

Race 8: THE STAR STRADBROKE HANDICAP - GROUP 1 - 1400m

14 June 2025 - 15:59

Track Rating: Good 3, Weather: Fine, Rail Position: +4m Entire

BRISBANE RACING CLUB

Section	Overall	1200m	1000m	800m	600m	400m	200m
Section Times	1:22.01 [11] (0:13.09)	1:08.92 [6] (0:10.46)	0:58.46 [7] (0:11.29)	0:47.17 [9] (0:11.56)	0:35.61 [9] (0:11.52)	0:24.09 [9] (0:11.59)	0:12.50 [12] (0:12.50)
Average Speed [km/h]	55.3	69.2	65.3	62.9	63.5	62.2	57.7
Top Speed [km/h]	67.9	70.7	66.4	64.4	65.8	65.2	59.2
Avg. Dist. to Rail [m]	4.6	5.7	5.1	2.5	3.2	7.3	8.4
Avg. Stride Freq. [Hz]	2.4	2.4	2.3	2.3	2.3	2.3	2.2
Avg. Stride Length [m]	6.9	8.1	7.9	7.7	7.7	7.4	7.1

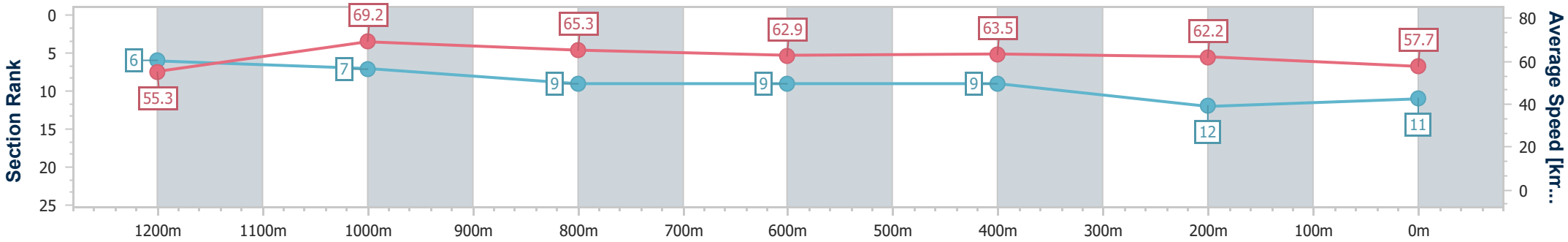

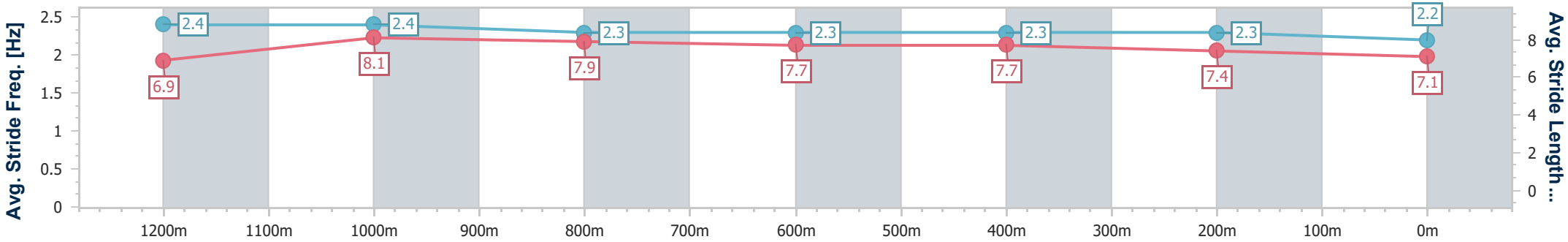

[ ]	Ranking at each section and finish
-:--.--	No data available at this section
NA	No data available

data processed by TRIPLESDATA

Horse/Jockey Name	Coleman
Final Rank	12
Fastest Section Time (Section)	0:10.67 (1200m)
Top Speed [km/h] (Section)	68.8 (Overall)
Race State	Finished

Eagle FarmProfessional

Race 8: THE STAR STRADBROKE HANDICAP - GROUP 1 - 1400m

14 June 2025 - 15:59

Track Rating: Good 3, Weather: Fine, Rail Position: +4m Entire

BRISBANE RACING CLUB

Section	Overall	1200m	1000m	800m	600m	400m	200m
Section Times	1:22.06 [12] (0:13.89)	1:08.17 [18] (0:10.67)	0:57.50 [17] (0:10.98)	0:46.52 [17] (0:11.39)	0:35.13 [17] (0:11.53)	0:23.60 [17] (0:11.32)	0:12.28 [16] (0:12.28)
Average Speed [km/h]	52.2	67.8	67.3	64.1	63.1	63.7	58.5
Top Speed [km/h]	68.8	68.8	68.4	66.7	65.9	65.4	61.3
Avg. Dist. to Rail [m]	11.6	4.9	4.8	3.1	3.0	8.7	9.7
Avg. Stride Freq. [Hz]	2.3	2.4	2.4	2.3	2.3	2.4	2.3
Avg. Stride Length [m]	6.7	7.7	7.7	7.6	7.6	7.5	7.1

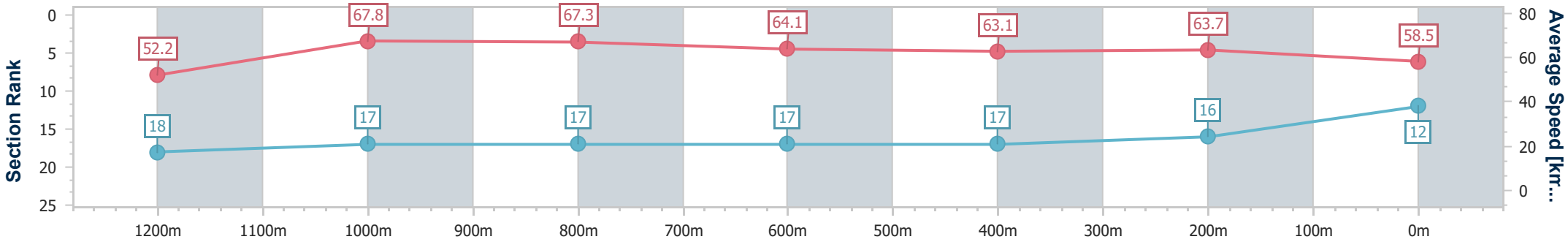

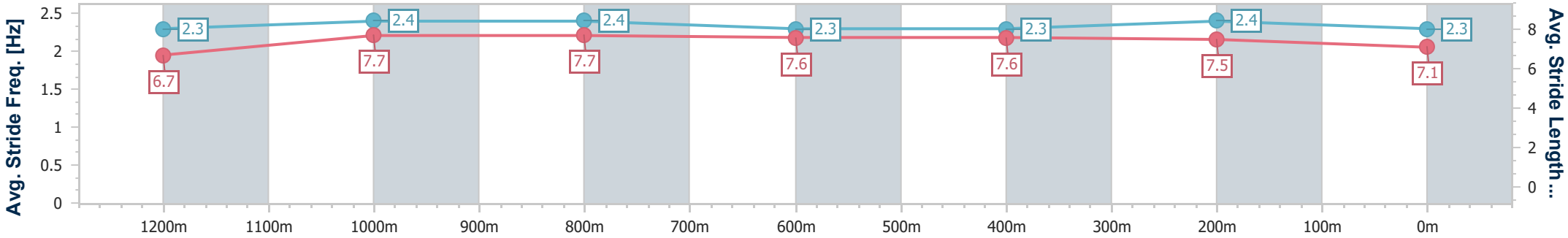

[ ]	Ranking at each section and finish
-:--.--	No data available at this section
NA	No data available

data processed by TRIPLESDATA

Horse/Jockey Name	Rise At Dawn
Final Rank	13
Fastest Section Time (Section)	0:10.44 (1200m)
Top Speed [km/h] (Section)	69.8 (1200m)
Race State	Finished

Eagle FarmProfessional

Race 8: THE STAR STRADBROKE HANDICAP - GROUP 1 - 1400m

14 June 2025 - 15:59

Track Rating: Good 3, Weather: Fine, Rail Position: +4m Entire

BRISBANE RACING CLUB

Section	Overall	1200m	1000m	800m	600m	400m	200m
Section Times	1:22.21 [13] (0:13.15)	1:09.06 [8] (0:10.44)	0:58.62 [9] (0:11.10)	0:47.52 [7] (0:11.48)	0:36.04 [7] (0:11.68)	0:24.36 [8] (0:11.58)	0:12.78 [9] (0:12.78)
Average Speed [km/h]	54.9	69.2	65.6	63.2	61.9	62.1	56.4
Top Speed [km/h]	68.8	69.8	67.3	64.1	63.3	63.4	59.9
Avg. Dist. to Rail [m]	3.0	3.7	2.4	1.6	0.6	0.3	1.2
Avg. Stride Freq. [Hz]	2.4	2.4	2.3	2.3	2.3	2.1	2.2
Avg. Stride Length [m]	7.0	7.9	7.8	7.7	7.6	8.2	7.1

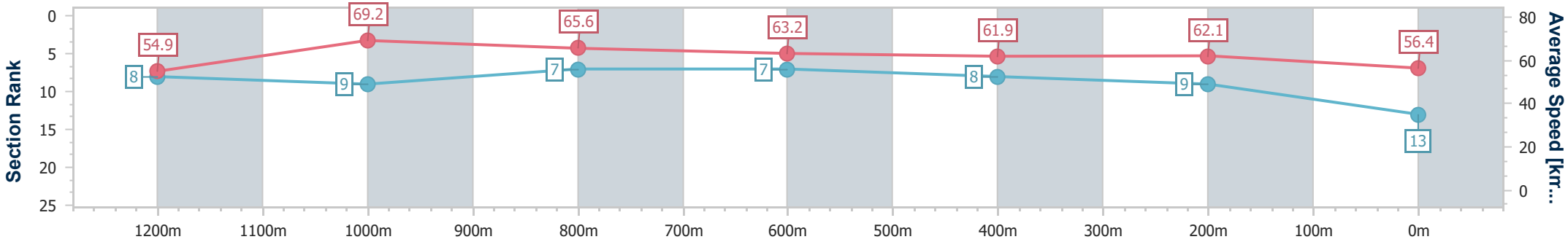

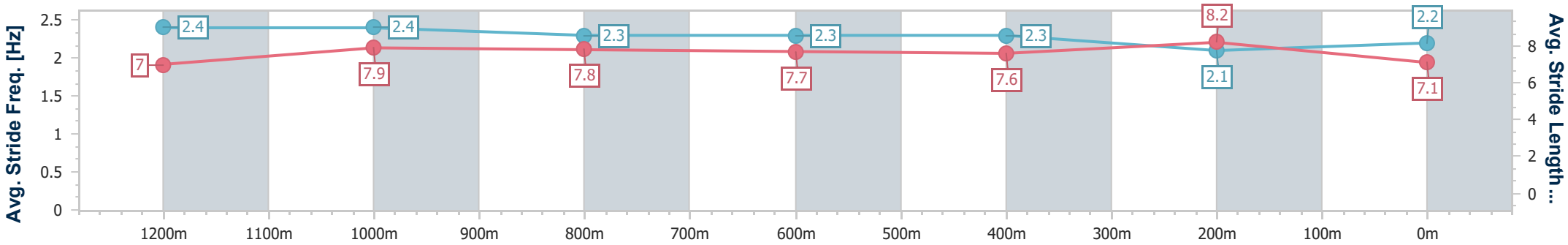

[ ]	Ranking at each section and finish
-:--.--	No data available at this section
NA	No data available

data processed by TRIPLESDATA

Horse/Jockey Name	Far Too Easy
Final Rank	14
Fastest Section Time (Section)	0:10.83 (1200m)
Top Speed [km/h] (Section)	67.5 (1200m)
Race State	Finished

Eagle FarmProfessional

Race 8: THE STAR STRADBROKE HANDICAP - GROUP 1 - 1400m

14 June 2025 - 15:59

Track Rating: Good 3, Weather: Fine, Rail Position: +4m Entire

BRISBANE RACING CLUB

Section	Overall	1200m	1000m	800m	600m	400m	200m
Section Times	1:22.23 [14] (0:13.74)	1:08.49 [17] (0:10.83)	0:57.66 [18] (0:11.17)	0:46.49 [18] (0:11.34)	0:35.15 [18] (0:11.64)	0:23.51 [18] (0:11.25)	0:12.26 [18] (0:12.26)
Average Speed [km/h]	52.5	66.8	65.5	64.2	62.5	64.0	58.7
Top Speed [km/h]	65.4	67.5	66.4	65.4	64.3	65.4	61.4
Avg. Dist. to Rail [m]	4.5	3.9	3.4	2.1	2.4	7.0	9.9
Avg. Stride Freq. [Hz]	2.3	2.3	2.3	2.3	2.3	2.4	2.3
Avg. Stride Length [m]	6.8	8.0	7.7	7.8	7.6	7.5	7.2

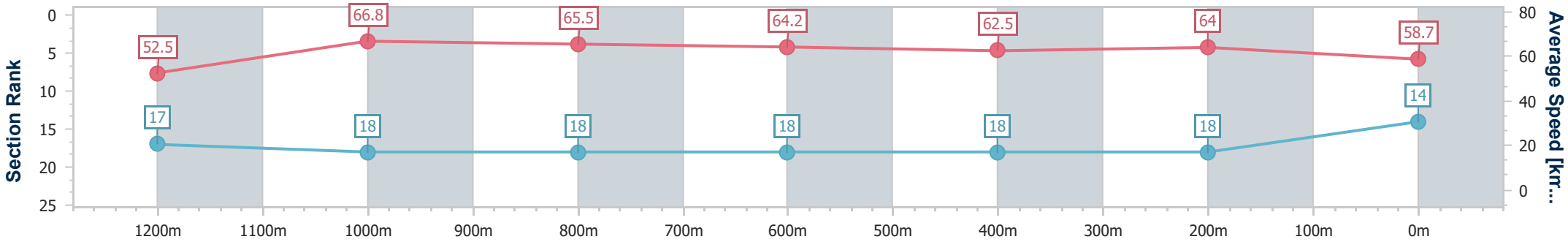

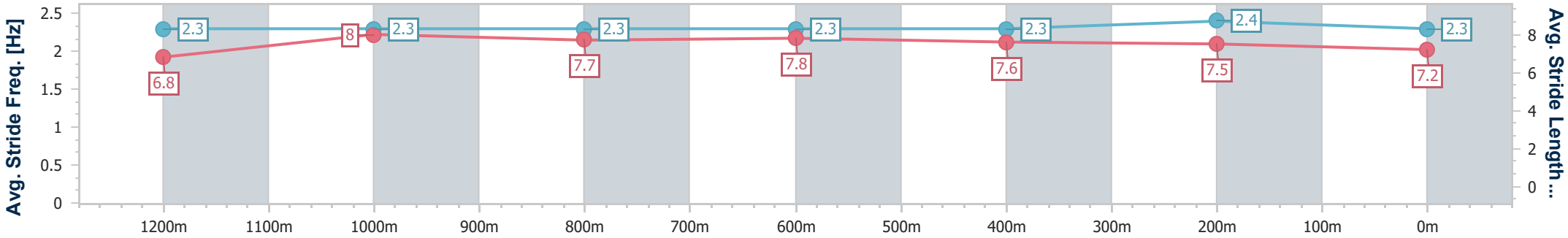

[ ]	Ranking at each section and finish
-:--.--	No data available at this section
NA	No data available

data processed by TRIPLESDATA

Horse/Jockey Name	Spicy Martini
Final Rank	15
Fastest Section Time (Section)	0:10.71 (1200m)
Top Speed [km/h] (Section)	68.6 (1200m)
Race State	Finished

Eagle FarmProfessional

Race 8: THE STAR STRADBROKE HANDICAP - GROUP 1 - 1400m

14 June 2025 - 15:59

Track Rating: Good 3, Weather: Fine, Rail Position: +4m Entire

BRISBANE RACING CLUB

Section	Overall	1200m	1000m	800m	600m	400m	200m
Section Times	1:22.68 [15] (0:13.55)	1:09.13 [14] (0:10.71)	0:58.42 [15] (0:11.24)	0:47.18 [16] (0:11.32)	0:35.86 [15] (0:11.59)	0:24.27 [15] (0:11.50)	0:12.77 [17] (0:12.77)
Average Speed [km/h]	53.1	67.3	64.7	63.8	62.3	62.6	56.3
Top Speed [km/h]	67.1	68.6	66.2	65.4	64.5	65.0	60.5
Avg. Dist. to Rail [m]	1.2	2.1	2.0	0.6	0.4	2.7	3.2
Avg. Stride Freq. [Hz]	2.3	2.3	2.3	2.2	2.2	2.3	2.2
Avg. Stride Length [m]	6.9	7.5	7.7	7.7	7.6	7.5	7.1

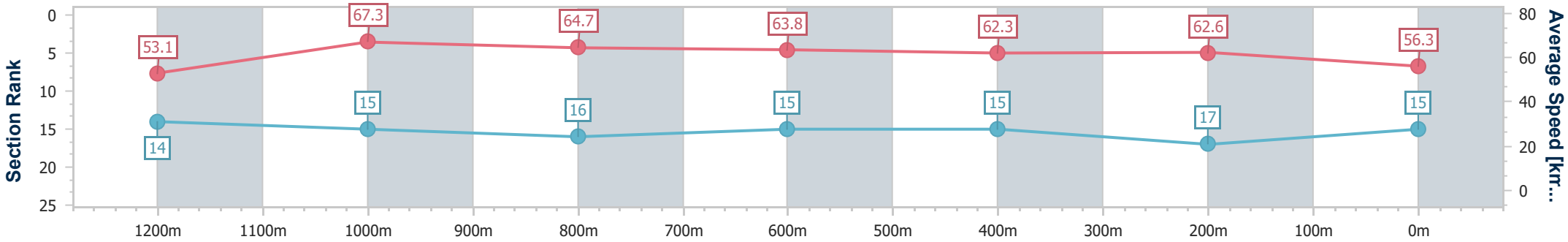

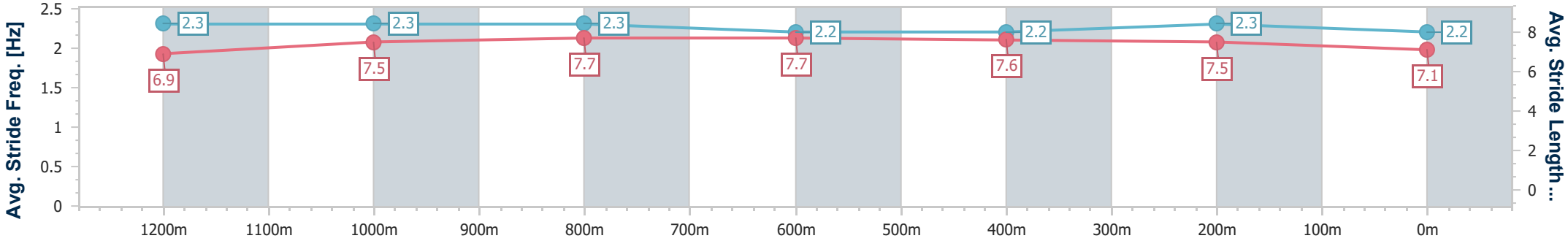

[ ]	Ranking at each section and finish
-:--.--	No data available at this section
NA	No data available

data processed by TRIPLESDATA

Horse/Jockey Name	Front Page
Final Rank	16
Fastest Section Time (Section)	0:10.14 (1200m)
Top Speed [km/h] (Section)	73.7 (1200m)
Race State	Finished

Eagle FarmProfessional

Race 8: THE STAR STRADBROKE HANDICAP - GROUP 1 - 1400m

14 June 2025 - 15:59

Track Rating: Good 3, Weather: Fine, Rail Position: +4m Entire

BRISBANE RACING CLUB

Section	Overall	1200m	1000m	800m	600m	400m	200m
Section Times	1:22.68 [16] (0:12.95)	1:09.73 [3] (0:10.14)	0:59.59 [1] (0:11.10)	0:48.49 [1] (0:11.35)	0:37.14 [1] (0:11.88)	0:25.26 [1] (0:11.79)	0:13.47 [4] (0:13.47)
Average Speed [km/h]	56.0	71.3	66.0	63.5	61.0	60.9	53.6
Top Speed [km/h]	70.9	73.7	67.8	65.0	62.0	62.8	58.6
Avg. Dist. to Rail [m]	11.4	7.1	3.6	0.6	0.8	1.6	2.8
Avg. Stride Freq. [Hz]	2.5	2.5	2.4	2.4	2.4	2.4	2.3
Avg. Stride Length [m]	6.8	7.8	7.7	7.5	7.1	7.0	6.5

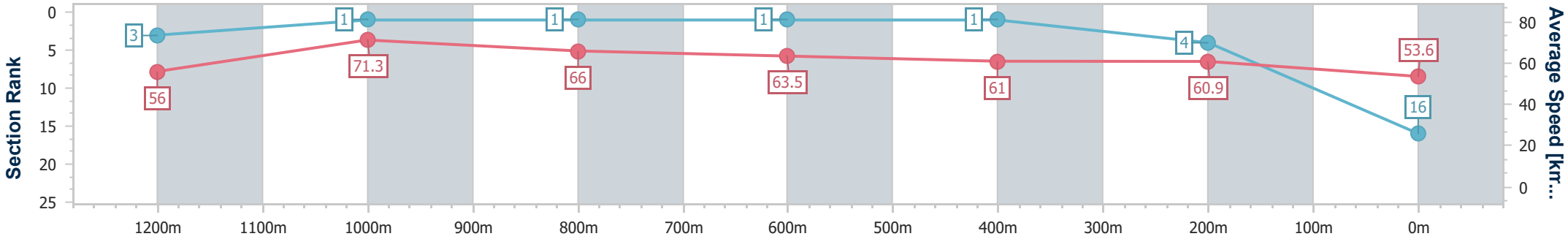

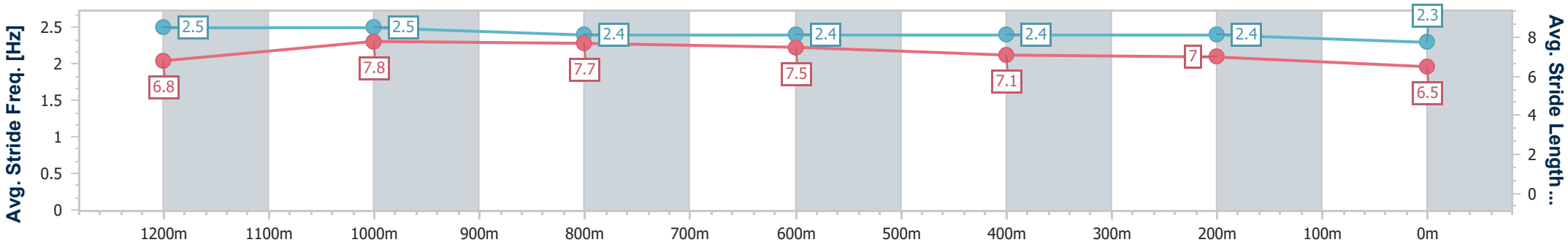

[ ]	Ranking at each section and finish
-:--.--	No data available at this section
NA	No data available

data processed by TRIPLESDATA

Horse/Jockey Name	Punch Lane
Final Rank	17
Fastest Section Time (Section)	0:10.13 (1200m)
Top Speed [km/h] (Section)	72.3 (1200m)
Race State	Finished

TAB

Eagle FarmProfessional

Race 8: THE STAR STRADBROKE HANDICAP - GROUP 1 - 1400m

14 June 2025 - 15:59

Track Rating: Good 3, Weather: Fine, Rail Position: +4m Entire

BRISBANE RACING CLUB

Section	Overall	1200m	1000m	800m	600m	400m	200m
Section Times	1:22.89 [17] (0:13.11)	1:09.78 [7] (0:10.13)	0:59.65 [4] (0:11.02)	0:48.63 [2] (0:11.44)	0:37.19 [2] (0:11.81)	0:25.38 [2] (0:12.12)	0:13.26 [15] (0:13.26)
Average Speed [km/h]	55.3	71.6	66.8	63.7	61.3	59.4	54.2
Top Speed [km/h]	71.0	72.3	69.5	65.7	62.8	61.2	56.4
Avg. Dist. to Rail [m]	12.8	7.6	4.5	2.6	1.4	2.1	3.5
Avg. Stride Freq. [Hz]	2.4	2.6	2.4	2.4	2.4	2.4	2.3
Avg. Stride Length [m]	6.9	7.8	7.6	7.5	7.2	6.9	6.7

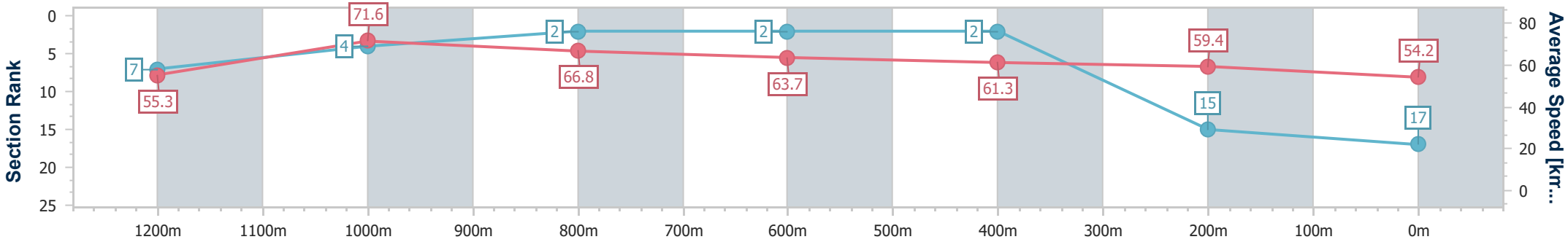

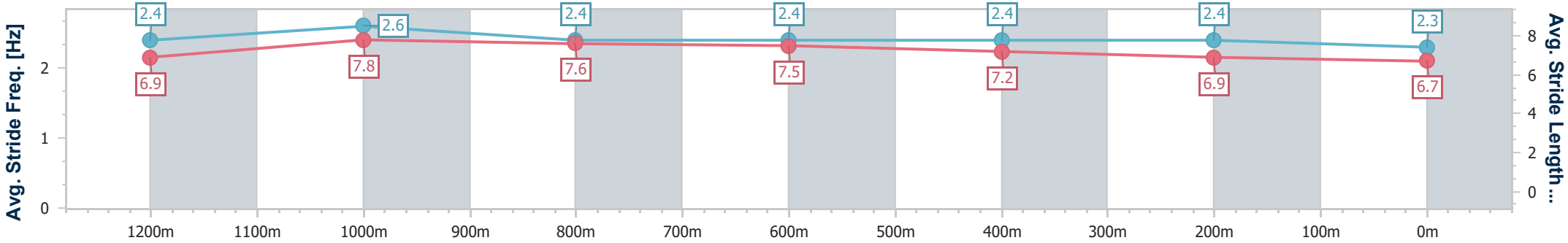

[ ]	Ranking at each section and finish
-:--.--	No data available at this section
NA	No data available

data processed by TRIPLESDATA

Horse/Jockey Name	Robusto
Final Rank	18
Fastest Section Time (Section)	0:10.20 (1200m)
Top Speed [km/h] (Section)	73.2 (1200m)
Race State	Finished

TAB

Eagle FarmProfessional

Race 8: THE STAR STRADBROKE HANDICAP - GROUP 1 - 1400m

14 June 2025 - 15:59

Track Rating: Good 3, Weather: Fine, Rail Position: +4m Entire

BRISBANE RACING CLUB

Section	Overall	1200m	1000m	800m	600m	400m	200m
Section Times	1:23.20 [18] (0:12.98)	1:10.22 [4] (0:10.20)	1:00.02 [2] (0:11.19)	0:48.83 [5] (0:11.70)	0:37.13 [6] (0:11.68)	0:25.45 [6] (0:11.86)	0:13.59 [14] (0:13.59)
Average Speed [km/h]	56.0	70.8	66.2	62.9	63.0	60.7	53.1
Top Speed [km/h]	70.3	73.2	70.5	63.7	63.8	63.4	57.6
Avg. Dist. to Rail [m]	11.0	7.0	5.7	4.9	4.4	6.6	6.6
Avg. Stride Freq. [Hz]	2.5	2.4	2.4	2.3	2.3	2.4	2.2
Avg. Stride Length [m]	6.8	7.9	7.7	7.6	7.6	7.1	6.7

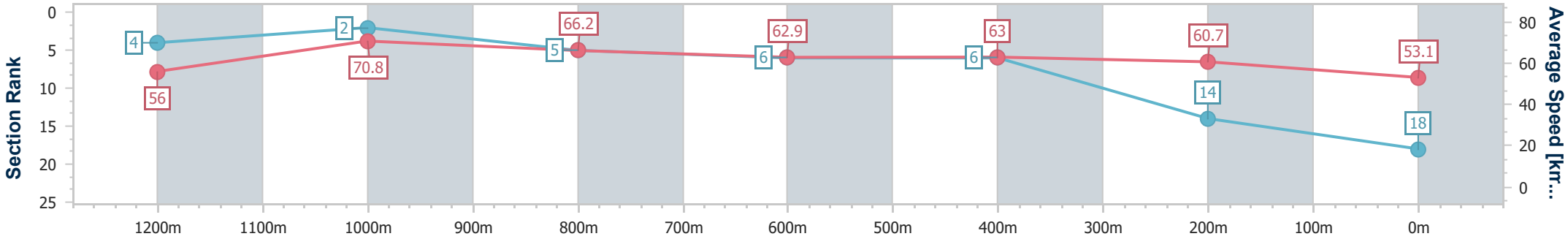

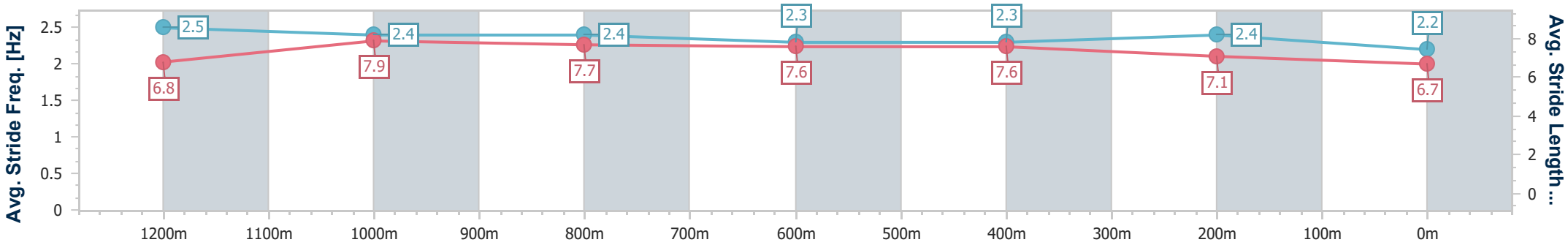

[ ]	Ranking at each section and finish
-:--.--	No data available at this section
NA	No data available

data processed by TRIPLESDATA

Eagle FarmProfessional

Race 9: HKJC WORLD POOL Q22 - GROUP 2 - 2200m

14 June 2025 - 16:31

BRISBANE RACING CLUB

Track Rating: Good 3, Weather: Fine, Rail Position: +4m Entire

Section	Overall	2000m	1800m	1600m	1400m	1200m	1000m	Last 600m
Field Times	2:15.44 (0:14.40)	2:01.04 (0:12.04)	1:49.00 (0:12.66)	1:36.34 (0:12.45)	1:23.89 (0:11.83)	1:12.06 (0:11.95)	1:00.11 (0:12.28)	0:35.86

Rank	TAB	Horse/Jockey	Barrier	Top Speed [km/h]	Fastest Section	Overall	2000m	1800m	1600m	1400m	1200m	1000m	Last 600m	Distance Travelled [m]
1	4	KOVALICA	7	67.8	0:11.30	2:15.44 [1]	2:00.30 [8]	1:47.90 [8]	1:35.29 [8]	1:23.00 [8]	1:11.11 [7]	0:59.11 [8]	0:35.16	
		Nash Rawiller		600m	600m	(0:15.14)	(0:12.40)	(0:12.61)	(0:12.29)	(0:11.89)	(0:12.00)	(0:12.23)		
2	5	NEW ENDEAVOUR	8	64.2	0:11.50	2:15.45 [2]	2:00.70 [5]	1:48.57 [4]	1:36.14 [3]	1:23.74 [3]	1:12.03 [3]	1:00.10 [2]	0:35.73	+0
		Tim Clark		400m	400m	(0:14.75)	(0:12.13)	(0:12.43)	(0:12.40)	(0:11.71)	(0:11.93)	(0:12.32)		
3	1	FAWKNER PARK	3	67.7	0:11.32	2:15.45 [3]	2:00.60 [6]	1:48.38 [5]	1:35.78 [6]	1:23.33 [6]	1:11.33 [6]	0:59.40 [7]	0:35.46	+2
		Ethan Brown		600m	600m	(0:14.85)	(0:12.22)	(0:12.60)	(0:12.45)	(0:12.00)	(0:11.93)	(0:12.36)		
4	2	BOIS D'ARGENT	6	63.1	0:11.69	2:15.89 [4]	2:01.49 [1]	1:49.45 [1]	1:36.79 [1]	1:24.34 [1]	1:12.51 [1]	1:00.56 [1]	0:36.31	-18
		Ryan Maloney		400m	600m	(0:14.40)	(0:12.04)	(0:12.66)	(0:12.45)	(0:11.83)	(0:11.95)	(0:12.28)		
5	7	OSIPENKO	5	64.3	0:11.67	2:16.07 [5]	2:01.56 [3]	1:49.27 [3]	1:36.67 [4]	1:24.25 [4]	1:12.37 [4]	1:00.35 [4]	0:36.11	-1
		Tommy Berry		600m	400m	(0:14.51)	(0:12.29)	(0:12.60)	(0:12.42)	(0:11.88)	(0:12.02)	(0:12.39)		
6	3	MILITARIZE	1	63.7	0:11.65	2:16.18 [6]	2:01.44 [4]	1:49.10 [6]	1:36.59 [5]	1:24.23 [5]	1:12.37 [5]	1:00.30 [5]	0:36.24	-15
		James McDonald		600m	600m	(0:14.74)	(0:12.34)	(0:12.51)	(0:12.36)	(0:11.86)	(0:12.07)	(0:12.12)		
7	6	BANKERS CHOICE	2	63.6	0:11.79	2:16.72 [7]	2:02.28 [2]	1:50.16 [2]	1:37.62 [2]	1:25.17 [2]	1:13.34 [1]	1:01.27 [3]	0:36.99	-6
		Mark Zahra		600m	600m	(0:14.44)	(0:12.12)	(0:12.54)	(0:12.45)	(0:11.83)	(0:12.07)	(0:12.30)		
8	8	ARTFUL GIRL	4	63.3	0:11.56	2:16.98 [8]	2:02.00 [7]	1:49.61 [7]	1:37.00 [7]	1:24.62 [7]	1:12.65 [7]	1:01.09 [6]	0:36.88	-5
		Cejay Graham		1200m	1200m	(0:14.98)	(0:12.39)	(0:12.61)	(0:12.38)	(0:11.97)	(0:11.56)	(0:12.32)		

[ ]	Ranking at each section and finish	**SCN**	Saddle cloth number
-:--.--	No data available at this section	**DNF**	Did not finish
NA	No data available	**DNT**	Did not track

data processed by TRIPLESDATA

Eagle FarmProfessional

Race 9: HKJC WORLD POOL Q22 - GROUP 2 - 2200m

14 June 2025 - 16:31

BRISBANE RACING CLUB

Track Rating: Good 3, Weather: Fine, Rail Position: +4m Entire

Section	800m	600m	400m	200m	Last 600m
Field Times	0:47.83 (0:11.97)	0:35.86 (0:11.69)	0:24.17 (0:11.64)	0:12.53 (0:12.53)	0:35.86

Rank	TAB	Horse/Jockey	Barrier	Top Speed [km/h]	Fastest Section	800m	600m	400m	200m	Margin	Last 600m	Distance Travelled [m]
1	4	**KOVALICA**	7	67.8	0:11.30	0:46.88 [8]	0:35.16 [8]	0:23.86 [5]	0:12.50 [3]	2:15.44	0:35.16	
		Nash Rawiller		600m	600m	(0:11.72)	(0:11.30)	(0:11.36)	(0:12.50)			
2	5	**NEW ENDEAVOUR**	8	64.2	0:11.50	0:47.78 [2]	0:35.73 [2]	0:24.02 [3]	0:12.52 [2]	0.03L	0:35.73	+0
		Tim Clark		400m	400m	(0:12.05)	(0:11.71)	(0:11.50)	(0:12.52)			
3	1	**FAWKNER PARK**	3	67.7	0:11.32	0:47.04 [7]	0:35.46 [6]	0:24.14 [2]	0:12.54 [1]	0.05L	0:35.46	+2
		Ethan Brown		600m	600m	(0:11.58)	(0:11.32)	(0:11.60)	(0:12.54)			
4	2	**BOIS D'ARGENT**	6	63.1	0:11.69	0:48.28 [1]	0:36.31 [1]	0:24.62 [1]	0:12.87 [4]	2.62L	0:36.31	-18
		Ryan Maloney		400m	600m	(0:11.97)	(0:11.69)	(0:11.75)	(0:12.87)			
5	7	**OSIPENKO**	5	64.3	0:11.67	0:47.96 [5]	0:36.11 [5]	0:24.38 [7]	0:12.71 [5]	3.71L	0:36.11	-1
		Tommy Berry		600m	400m	(0:11.85)	(0:11.73)	(0:11.67)	(0:12.71)			
6	3	**MILITARIZE**	1	63.7	0:11.65	0:48.18 [4]	0:36.24 [4]	0:24.59 [6]	0:12.79 [6]	4.34L	0:36.24	-15
		James McDonald		600m	600m	(0:11.94)	(0:11.65)	(0:11.80)	(0:12.79)			
7	6	**BANKERS CHOICE**	2	63.6	0:11.79	0:48.97 [3]	0:36.99 [3]	0:25.20 [4]	0:13.19 [7]	7.53L	0:36.99	-6
		Mark Zahra		600m	600m	(0:11.98)	(0:11.79)	(0:12.01)	(0:13.19)			
8	8	**ARTFUL GIRL**	4	63.3	0:11.56	0:48.77 [6]	0:36.88 [7]	0:24.97 [8]	0:12.91 [8]	9.02L	0:36.88	-5
		Cejay Graham		1200m	1200m	(0:11.89)	(0:11.91)	(0:12.06)	(0:12.91)			

[ ]	Ranking at each section and finish	**SCN**	Saddle cloth number
-:--.--	No data available at this section	**DNF**	Did not finish
NA	No data available	**DNT**	Did not track

data processed by TRIPLESDATA

Horse/Jockey Name	Kovalica
Final Rank	1
Fastest Section Time (Section)	0:11.30 (600m)
Top Speed [km/h] (Section)	67.8 (600m)
Race State	Finished

TAB

Eagle FarmProfessional

Race 9: HKJC WORLD POOL Q22 - GROUP 2 - 2200m

14 June 2025 - 16:31

Track Rating: Good 3, Weather: Fine, Rail Position: +4m Entire

BRISBANE RACING CLUB

Section	Overall	2000m	1800m	1600m	1400m	1200m	1000m	800m	600m	400m	200m
Section Times	2:15.44 [1] (0:15.14)	2:00.30 [8] (0:12.40)	1:47.90 [8] (0:12.61)	1:35.29 [8] (0:12.29)	1:23.00 [8] (0:11.89)	1:11.11 [7] (0:12.00)	0:59.11 [8] (0:12.23)	0:46.88 [8] (0:11.72)	0:35.16 [8] (0:11.30)	0:23.86 [5] (0:11.36)	0:12.50 [3] (0:12.50)
Average Speed [km/h]	47.7	58.4	57.8	59.2	60.7	60.2	60.3	63.0	65.9	63.3	58.0
Top Speed [km/h]	58.9	58.9	58.8	60.3	61.4	61.2	61.5	65.1	67.8	67.1	60.4
Avg. Dist. to Rail [m]	3.9	0.9	2.7	2.5	2.4	4.5	4.5	5.8	7.0	9.4	7.8
Avg. Stride Freq. [Hz]	2.2	2.2	2.2	2.2	2.2	2.2	2.2	2.3	2.3	2.3	2.2
Avg. Stride Length [m]	6.4	7.4	7.3	7.6	7.7	7.7	7.7	7.7	7.7	7.5	7.1

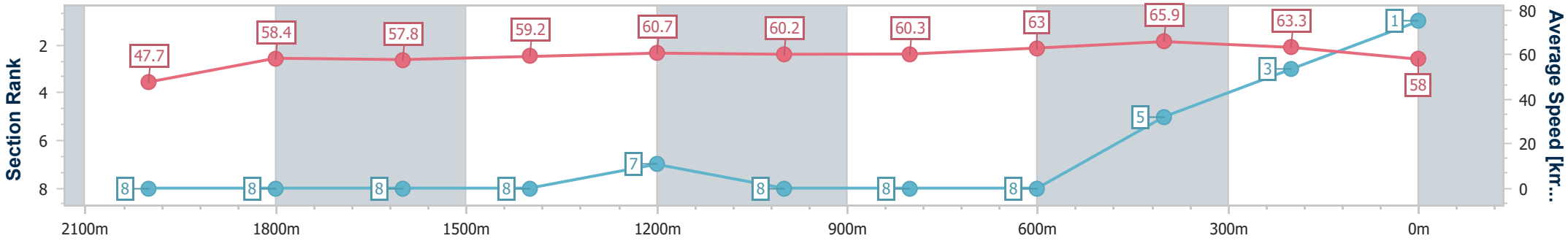

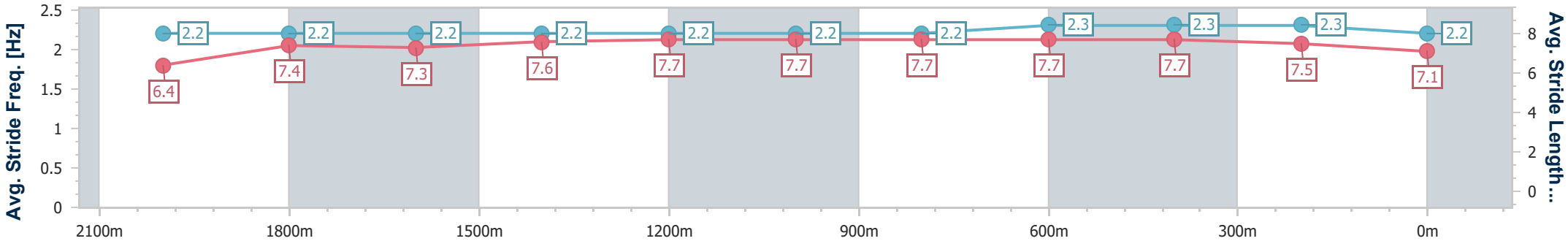

[ ]	Ranking at each section and finish
-:--.--	No data available at this section
NA	No data available

data processed by TRIPLESDATA

Horse/Jockey Name	New Endeavour
Final Rank	2
Fastest Section Time (Section)	0:11.50 (400m)
Top Speed [km/h] (Section)	64.2 (400m)
Race State	Finished

TAB

Eagle FarmProfessional

Race 9: HKJC WORLD POOL Q22 - GROUP 2 - 2200m

14 June 2025 - 16:31

Track Rating: Good 3, Weather: Fine, Rail Position: +4m Entire

BRISBANE RACING CLUB

Section	Overall	2000m	1800m	1600m	1400m	1200m	1000m	800m	600m	400m	200m
Section Times	2:15.45 [2] (0:14.75)	2:00.70 [5] (0:12.13)	1:48.57 [4] (0:12.43)	1:36.14 [3] (0:12.40)	1:23.74 [3] (0:11.71)	1:12.03 [3] (0:11.93)	1:00.10 [2] (0:12.32)	0:47.78 [2] (0:12.05)	0:35.73 [2] (0:11.71)	0:24.02 [3] (0:11.50)	0:12.52 [2] (0:12.52)
Average Speed [km/h]	48.9	60.0	59.0	59.2	62.0	60.8	59.6	60.9	62.6	62.7	57.8
Top Speed [km/h]	59.8	60.6	60.5	60.7	62.9	62.0	60.5	61.2	64.1	64.2	60.0
Avg. Dist. to Rail [m]	5.0	1.8	4.4	5.7	7.4	6.2	4.6	4.4	3.6	6.9	5.8
Avg. Stride Freq. [Hz]	2.3	2.4	2.3	2.3	2.3	2.3	2.3	2.3	2.4	2.5	2.3
Avg. Stride Length [m]	6.3	7.1	7.1	7.2	7.5	7.3	7.4	7.4	7.3	7.1	6.8

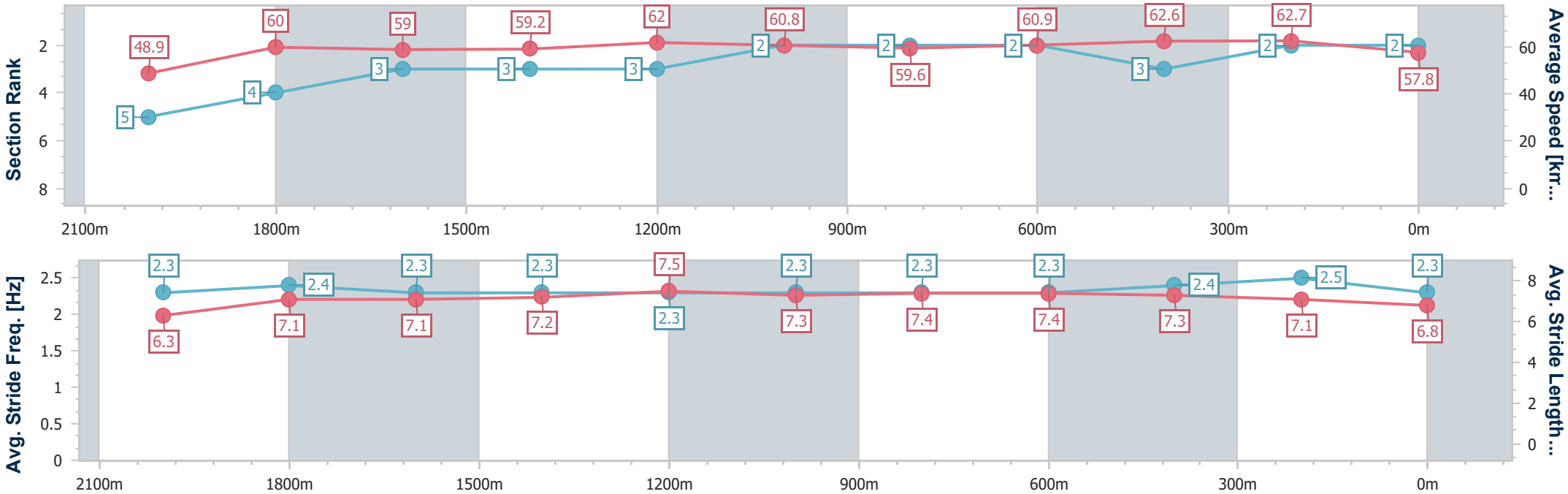

[ ]	Ranking at each section and finish
-:--.--	No data available at this section
NA	No data available

data processed by TRIPLESDATA

Horse/Jockey Name	Fawkner Park
Final Rank	3
Fastest Section Time (Section)	0:11.32 (600m)
Top Speed [km/h] (Section)	67.7 (600m)
Race State	Finished

TAB

Eagle FarmProfessional

Race 9: HKJC WORLD POOL Q22 - GROUP 2 - 2200m

14 June 2025 - 16:31

Track Rating: Good 3, Weather: Fine, Rail Position: +4m Entire

BRISBANE RACING CLUB

Section	Overall	2000m	1800m	1600m	1400m	1200m	1000m	800m	600m	400m	200m
Section Times	2:15.45 [3] (0:14.85)	2:00.60 [6] (0:12.22)	1:48.38 [5] (0:12.60)	1:35.78 [6] (0:12.45)	1:23.33 [6] (0:12.00)	1:11.33 [6] (0:11.93)	0:59.40 [7] (0:12.36)	0:47.04 [7] (0:11.58)	0:35.46 [6] (0:11.32)	0:24.14 [2] (0:11.60)	0:12.54 [1] (0:12.54)
Average Speed [km/h]	48.5	58.9	58.1	59.0	60.0	60.8	59.6	64.2	65.6	62.2	57.8
Top Speed [km/h]	61.1	60.1	59.1	59.5	61.4	61.9	60.9	66.0	67.7	64.1	59.8
Avg. Dist. to Rail [m]	0.8	0.9	3.3	5.1	4.2	5.0	5.3	6.6	6.5	8.0	5.9
Avg. Stride Freq. [Hz]	2.3	2.2	2.2	2.2	2.2	2.2	2.2	2.4	2.4	2.4	2.3
Avg. Stride Length [m]	6.4	7.4	7.4	7.5	7.6	7.6	7.5	7.6	7.6	7.3	7.0

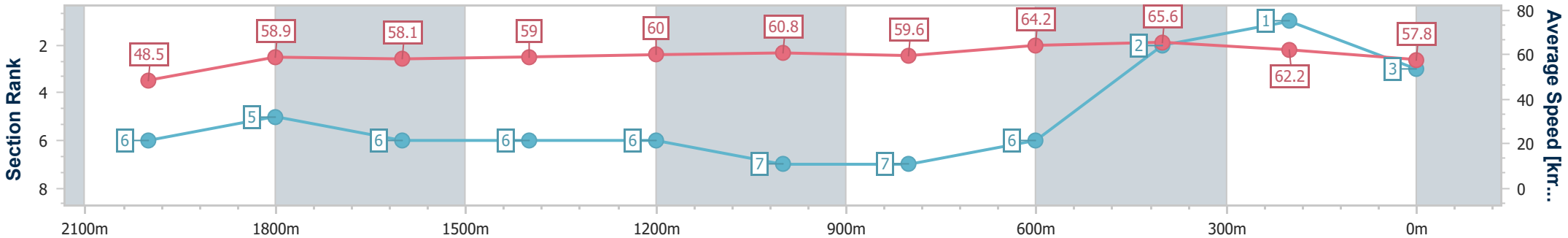

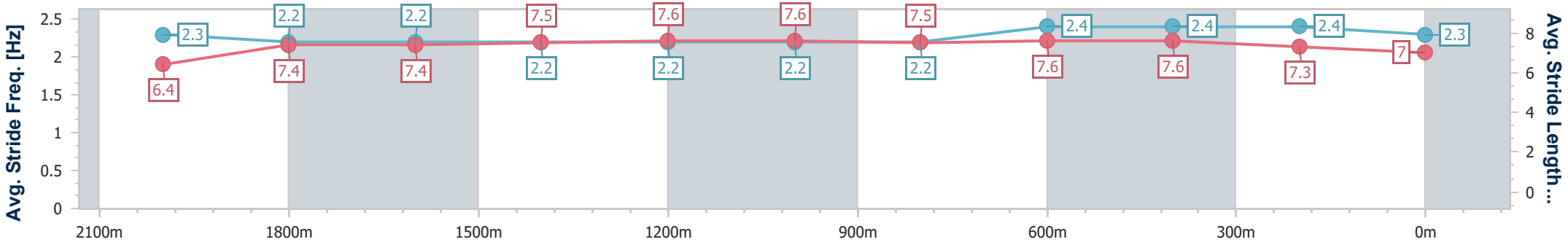

[ ]	Ranking at each section and finish
-:--.--	No data available at this section
NA	No data available

data processed by TRIPLESDATA

Horse/Jockey Name	Bois D'argent
Final Rank	4
Fastest Section Time (Section)	0:11.69 (600m)
Top Speed [km/h] (Section)	63.1 (400m)
Race State	Finished

Eagle FarmProfessional

Race 9: HKJC WORLD POOL Q22 - GROUP 2 - 2200m

14 June 2025 - 16:31

Track Rating: Good 3, Weather: Fine, Rail Position: +4m Entire

BRISBANE RACING CLUB

Section	Overall	2000m	1800m	1600m	1400m	1200m	1000m	800m	600m	400m	200m
Section Times	2:15.89 [4] (0:14.40)	2:01.49 [1] (0:12.04)	1:49.45 [1] (0:12.66)	1:36.79 [1] (0:12.45)	1:24.34 [1] (0:11.83)	1:12.51 [1] (0:11.95)	1:00.56 [1] (0:12.28)	0:48.28 [1] (0:11.97)	0:36.31 [1] (0:11.69)	0:24.62 [1] (0:11.75)	0:12.87 [4] (0:12.87)
Average Speed [km/h]	50.3	60.0	57.3	58.2	61.0	60.2	59.0	60.5	61.6	61.3	56.2
Top Speed [km/h]	61.9	61.2	58.8	60.4	61.6	61.3	59.6	61.4	62.6	63.1	58.9
Avg. Dist. to Rail [m]	3.0	0.9	2.1	2.1	1.8	1.6	1.0	1.2	0.4	2.9	2.2
Avg. Stride Freq. [Hz]	2.3	2.2	2.2	2.1	2.2	2.2	2.2	2.2	2.3	2.3	2.2
Avg. Stride Length [m]	6.4	7.5	7.3	7.5	7.7	7.6	7.5	7.6	7.5	7.3	7.0

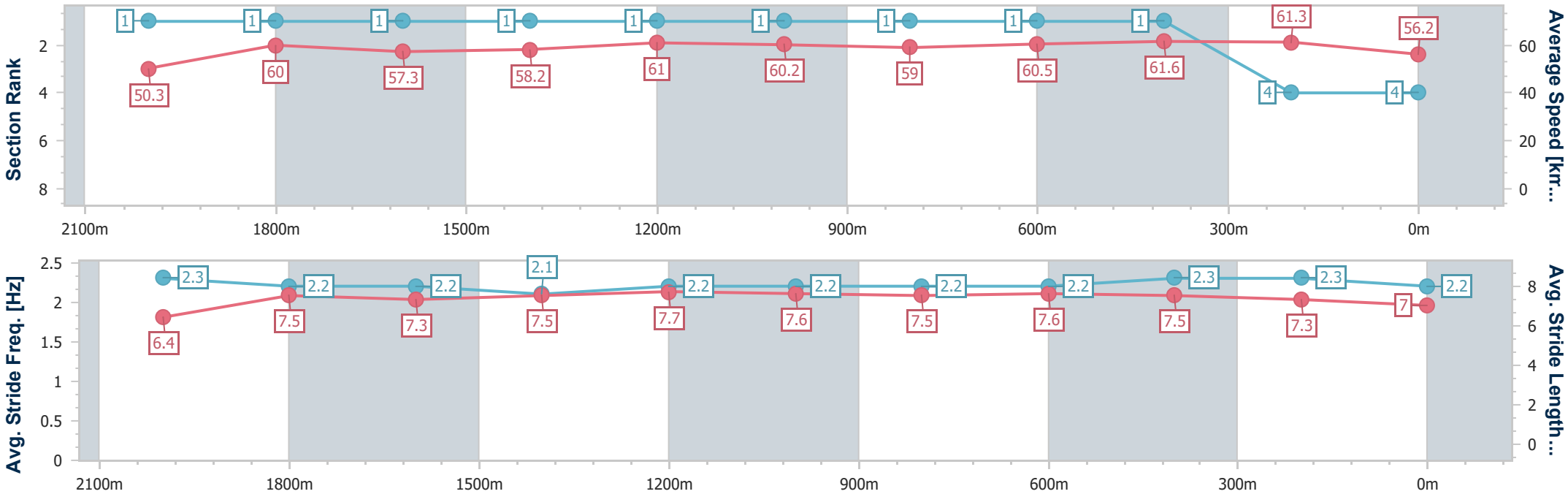

[ ]	Ranking at each section and finish
-:--.--	No data available at this section
NA	No data available

data processed by TRIPLESDATA

Horse/Jockey Name	Osipenko
Final Rank	5
Fastest Section Time (Section)	0:11.67 (400m)
Top Speed [km/h] (Section)	64.3 (600m)
Race State	Finished

TAB

Eagle FarmProfessional

Race 9: HKJC WORLD POOL Q22 - GROUP 2 - 2200m

14 June 2025 - 16:31

Track Rating: Good 3, Weather: Fine, Rail Position: +4m Entire

BRISBANE RACING CLUB

Section	Overall	2000m	1800m	1600m	1400m	1200m	1000m	800m	600m	400m	200m
Section Times	2:16.07 [5] (0:14.51)	2:01.56 [3] (0:12.29)	1:49.27 [3] (0:12.60)	1:36.67 [4] (0:12.42)	1:24.25 [4] (0:11.88)	1:12.37 [4] (0:12.02)	1:00.35 [4] (0:12.39)	0:47.96 [5] (0:11.85)	0:36.11 [5] (0:11.73)	0:24.38 [7] (0:11.67)	0:12.71 [5] (0:12.71)
Average Speed [km/h]	49.6	58.7	58.1	58.8	61.0	60.0	59.7	62.3	62.8	61.8	57.0
Top Speed [km/h]	60.2	59.1	59.1	59.9	61.5	61.4	61.3	63.4	64.3	62.9	59.7
Avg. Dist. to Rail [m]	1.6	1.1	3.3	4.2	4.3	4.7	5.5	5.6	4.9	7.9	7.5
Avg. Stride Freq. [Hz]	2.2	2.2	2.1	2.1	2.2	2.1	2.1	2.2	2.2	2.2	2.2
Avg. Stride Length [m]	6.6	7.4	7.5	7.7	7.8	7.8	7.8	7.9	7.8	7.6	7.2

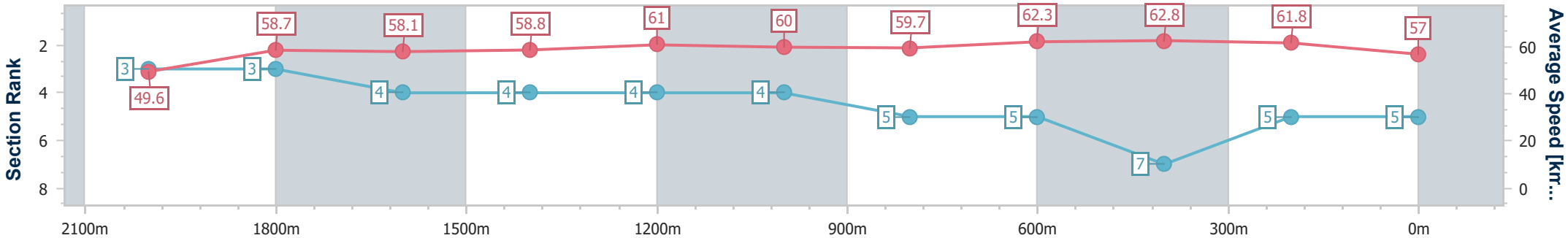

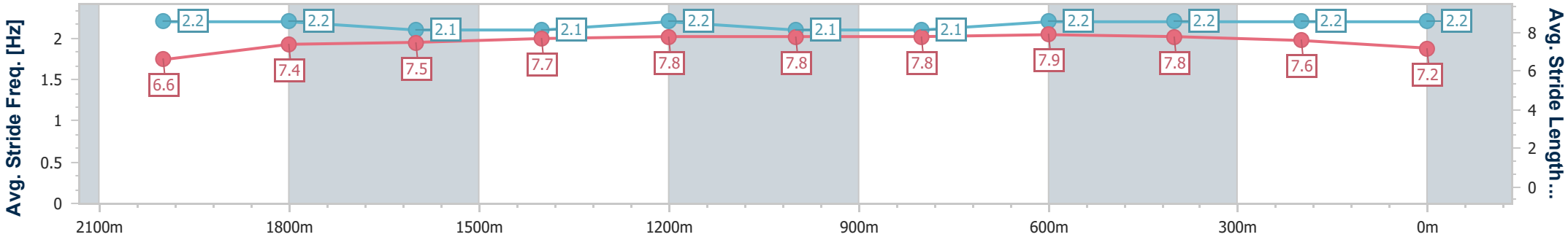

[ ]	Ranking at each section and finish
-:--.--	No data available at this section
NA	No data available

data processed by TRIPLESDATA

Horse/Jockey Name	Militarize
Final Rank	6
Fastest Section Time (Section)	0:11.65 (600m)
Top Speed [km/h] (Section)	63.7 (600m)
Race State	Finished

Eagle FarmProfessional

Race 9: HKJC WORLD POOL Q22 - GROUP 2 - 2200m

14 June 2025 - 16:31

Track Rating: Good 3, Weather: Fine, Rail Position: +4m Entire

BRISBANE RACING CLUB

Section	Overall	2000m	1800m	1600m	1400m	1200m	1000m	800m	600m	400m	200m
Section Times	2:16.18 [6] (0:14.74)	2:01.44 [4] (0:12.34)	1:49.10 [6] (0:12.51)	1:36.59 [5] (0:12.36)	1:24.23 [5] (0:11.86)	1:12.37 [5] (0:12.07)	1:00.30 [5] (0:12.12)	0:48.18 [4] (0:11.94)	0:36.24 [4] (0:11.65)	0:24.59 [6] (0:11.80)	0:12.79 [6] (0:12.79)
Average Speed [km/h]	48.8	58.4	58.0	58.9	60.6	59.7	60.0	61.0	62.3	61.0	56.5
Top Speed [km/h]	59.0	58.8	58.4	60.2	61.3	60.8	61.5	62.4	63.7	62.8	59.5
Avg. Dist. to Rail [m]	1.0	1.0	2.0	1.8	0.5	1.6	1.8	2.5	1.9	4.6	3.3
Avg. Stride Freq. [Hz]	2.3	2.3	2.2	2.2	2.3	2.2	2.3	2.3	2.4	2.4	2.3
Avg. Stride Length [m]	6.2	7.1	7.2	7.4	7.4	7.5	7.4	7.4	7.2	7.2	6.8

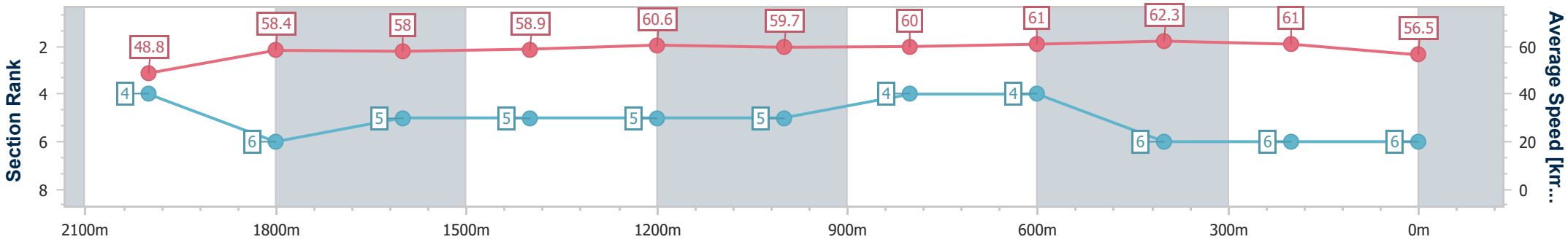

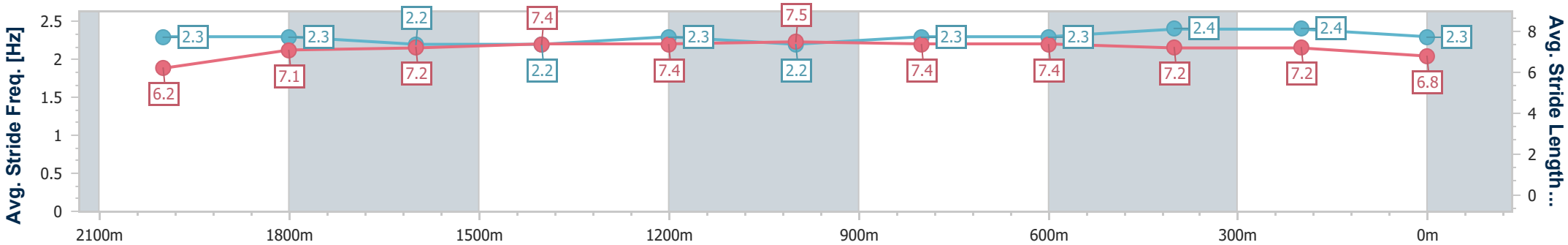

[ ]	Ranking at each section and finish
-:--.--	No data available at this section
NA	No data available

data processed by TRIPLESDATA

Horse/Jockey Name	Bankers Choice
Final Rank	7
Fastest Section Time (Section)	0:11.79 (600m)
Top Speed [km/h] (Section)	63.6 (600m)
Race State	Finished

Eagle FarmProfessional

Race 9: HKJC WORLD POOL Q22 - GROUP 2 - 2200m

14 June 2025 - 16:31

Track Rating: Good 3, Weather: Fine, Rail Position: +4m Entire

BRISBANE RACING CLUB

Section	Overall	2000m	1800m	1600m	1400m	1200m	1000m	800m	600m	400m	200m
Section Times	2:16.72 [7] (0:14.44)	2:02.28 [2] (0:12.12)	1:50.16 [2] (0:12.54)	1:37.62 [2] (0:12.45)	1:25.17 [2] (0:11.83)	1:13.34 [1] (0:12.07)	1:01.27 [3] (0:12.30)	0:48.97 [3] (0:11.98)	0:36.99 [3] (0:11.79)	0:25.20 [4] (0:12.01)	0:13.19 [7] (0:13.19)
Average Speed [km/h]	49.9	59.2	58.3	58.6	60.9	60.0	59.7	61.3	62.2	60.0	54.9
Top Speed [km/h]	61.6	60.4	59.0	59.9	61.7	61.4	61.0	62.9	63.6	61.5	57.7
Avg. Dist. to Rail [m]	0.6	1.1	2.6	3.7	4.3	4.3	4.2	4.5	3.6	5.5	5.1
Avg. Stride Freq. [Hz]	2.3	2.3	2.3	2.2	2.2	2.2	2.2	2.3	2.4	2.3	2.2
Avg. Stride Length [m]	6.4	7.2	7.2	7.3	7.6	7.5	7.6	7.5	7.3	7.2	6.9

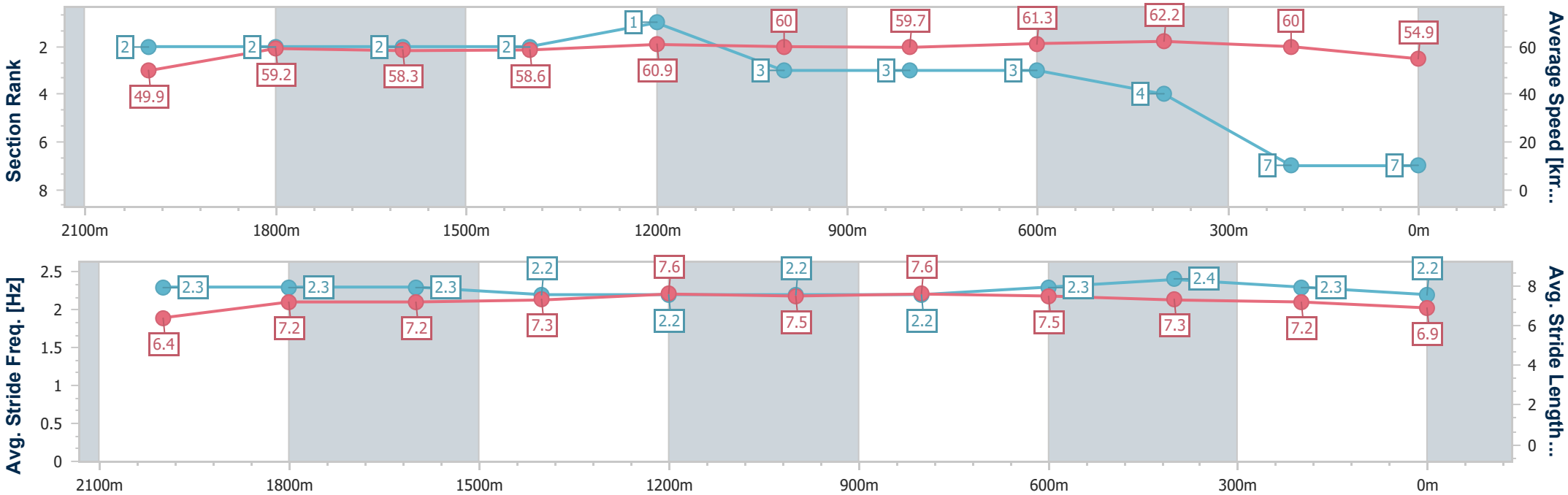

[ ]	Ranking at each section and finish
-:--.--	No data available at this section
NA	No data available

data processed by TRIPLESDATA

Horse/Jockey Name	Artful Girl
Final Rank	8
Fastest Section Time (Section)	0:11.56 (1200m)
Top Speed [km/h] (Section)	63.3 (1200m)
Race State	Finished

TAB

Eagle FarmProfessional

Race 9: HKJC WORLD POOL Q22 - GROUP 2 - 2200m

14 June 2025 - 16:31

Track Rating: Good 3, Weather: Fine, Rail Position: +4m Entire

BRISBANE RACING CLUB

Section	Overall	2000m	1800m	1600m	1400m	1200m	1000m	800m	600m	400m	200m
Section Times	2:16.98 [8] (0:14.98)	2:02.00 [7] (0:12.39)	1:49.61 [7] (0:12.61)	1:37.00 [7] (0:12.38)	1:24.62 [7] (0:11.97)	1:12.65 [7] (0:11.56)	1:01.09 [6] (0:12.32)	0:48.77 [6] (0:11.89)	0:36.88 [7] (0:11.91)	0:24.97 [8] (0:12.06)	0:12.91 [8] (0:12.91)
Average Speed [km/h]	48.3	58.2	57.8	58.8	60.7	62.5	60.0	61.8	61.3	59.7	56.1
Top Speed [km/h]	59.8	58.8	58.7	60.2	61.3	63.3	61.9	62.9	61.6	61.4	57.2
Avg. Dist. to Rail [m]	2.1	0.8	2.2	3.7	4.9	5.7	5.3	5.1	2.6	5.1	6.6
Avg. Stride Freq. [Hz]	2.2	2.3	2.2	2.2	2.2	2.3	2.2	2.3	2.3	2.2	2.2
Avg. Stride Length [m]	6.4	7.2	7.3	7.5	7.6	7.7	7.6	7.5	7.5	7.4	7.2

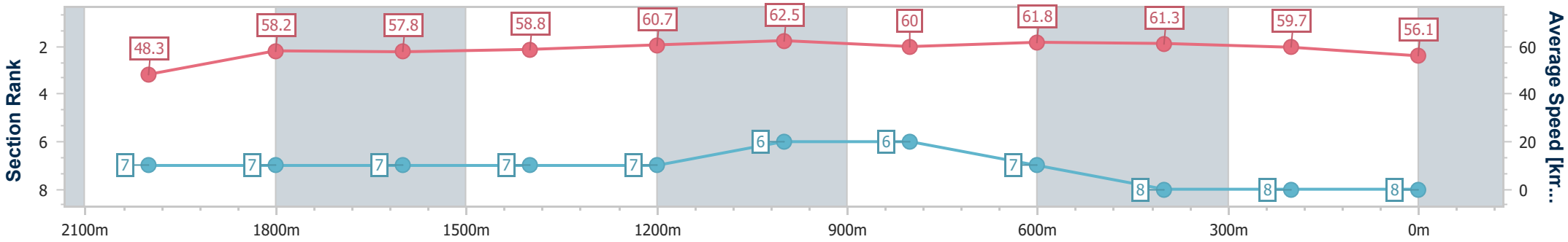

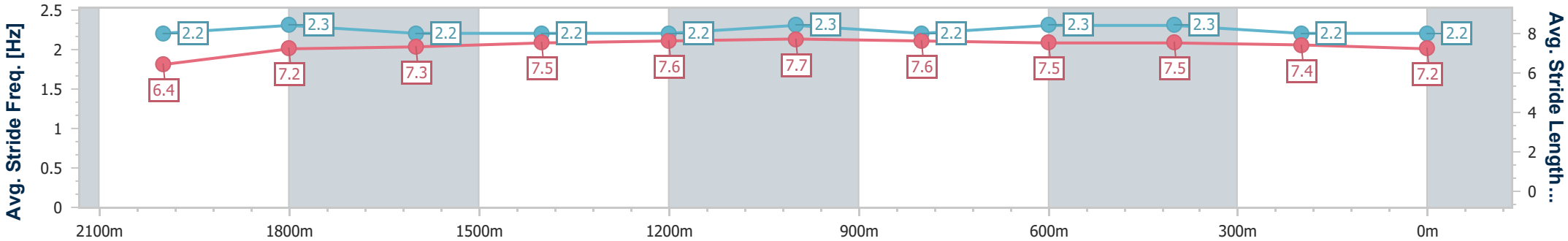

[ ]	Ranking at each section and finish
-:--.--	No data available at this section
NA	No data available

data processed by TRIPLESDATA