



Rockhampton Professional

Race 1: GREAT NORTHERN Maiden Handicap - 1400m

14 June 2025 - 13:22



Track Rating: Soft 5, Weather: Fine, Rail Position: +8m Entire

Section		Overall				1200m	1000m	800m	600m	400m	Last 600m	
Field Times		1:24.02				1:11.65	0:59.72	0:47.62	0:35.54	0:24.07	0:35.54	
		(0:12.37)				(0:11.93)	(0:12.10)	(0:12.08)	(0:11.47)	(0:11.59)		
Rank	TAB Horse/Jockey	Barrier	Top Speed [km/h]	Fastest Section								Distance Travelled [m]
1	1 SPIRIT TALKER	6	65.5	0:11.28	1:24.02 [1]	1:11.65 [1]	0:59.72 [1]	0:47.58 [2]	0:35.35 [2]	0:24.07 [1]	0:35.35	
	Tasha Chambers		600m	600m	(0:12.37)	(0:11.93)	(0:12.14)	(0:12.23)	(0:11.28)	(0:11.59)		
2	7 CHECK ONE TWO	3	64.5	0:11.40	1:24.16 [2]	1:11.57 [2]	0:59.58 [3]	0:47.42 [4]	0:35.39 [4]	0:23.99 [5]	0:35.39	-6
	Amy Graham		600m	600m	(0:12.59)	(0:11.99)	(0:12.16)	(0:12.03)	(0:11.40)	(0:11.55)		
3	5 GRUMPYWANTSATISSUE	7	64.2	0:11.38	1:24.21 [3]	1:11.17 [6]	0:59.24 [6]	0:47.12 [7]	0:35.08 [7]	0:23.70 [7]	0:35.08	+3
	Raul Silvera Olivera		600m	600m	(0:13.04)	(0:11.93)	(0:12.12)	(0:12.04)	(0:11.38)	(0:11.54)		
4	4 CAUSEWAYS	1	64.7	0:11.35	1:24.23 [4]	1:11.38 [4]	0:59.57 [5]	0:47.42 [5]	0:35.42 [5]	0:24.07 [4]	0:35.42	+2
	Nathan Thomas		600m	600m	(0:12.85)	(0:11.81)	(0:12.15)	(0:12.00)	(0:11.35)	(0:11.69)		
5	3 SAK THE WRITER	2	63.8	0:11.38	1:24.27 [5]	1:11.34 [5]	0:59.62 [4]	0:47.54 [3]	0:35.56 [3]	0:24.18 [3]	0:35.56	+1
	Leah Martyn		600m	600m	(0:12.93)	(0:11.72)	(0:12.08)	(0:11.98)	(0:11.38)	(0:11.71)		
6	6 ANGE	4	63.5	0:11.49	1:24.60 [6]	1:11.94 [3]	1:00.22 [2]	0:48.20 [1]	0:36.12 [1]	0:24.63 [2]	0:36.12	+1
	Brooke Johnson		600m	600m	(0:12.66)	(0:11.72)	(0:12.02)	(0:12.08)	(0:11.49)	(0:11.88)		
7	2 DIAMOND BLADE	5	64.5	0:11.26	1:25.11 [7]	1:11.93 [7]	1:00.07 [7]	0:48.15 [6]	0:36.05 [6]	0:24.79 [6]	0:36.05	-1
	Chris McIver		600m	600m	(0:13.18)	(0:11.86)	(0:11.92)	(0:12.10)	(0:11.26)	(0:11.78)		



Rockhampton Professional
Race 1: GREAT NORTHERN Maiden Handicap - 1400m
14 June 2025 - 13:22



Track Rating: Soft 5, Weather: Fine, Rail Position: +8m Entire

Section Field Times				200m 0:12.48 (0:12.48)				Last 600m 0:35.54	
Rank	TAB	Horse/Jockey	Barrier	Top Speed [km/h]	Fastest Section	Margin		Distance Travelled [m]	
1	1	SPIRIT TALKER	6	65.5	0:11.28	0:12.48 [1]	1:24.02	0:35.35	
		Tasha Chambers		600m	600m	(0:12.48)			
2	7	CHECK ONE TWO	3	64.5	0:11.40	0:12.44 [2]	0.86L	0:35.39	-6
		Amy Graham		600m	600m	(0:12.44)			
3	5	GRUMPYWANTSATISSUE	7	64.2	0:11.38	0:12.16 [6]	1.13L	0:35.08	+3
		Raul Silvera Olivera		600m	600m	(0:12.16)			
4	4	CAUSEWAYS	1	64.7	0:11.35	0:12.38 [5]	1.24L	0:35.42	+2
		Nathan Thomas		600m	600m	(0:12.38)			
5	3	SAK THE WRITER	2	63.8	0:11.38	0:12.47 [3]	1.5L	0:35.56	+1
		Leah Martyn		600m	600m	(0:12.47)			
6	6	ANGE	4	63.5	0:11.49	0:12.75 [4]	3.44L	0:36.12	+1
		Brooke Johnson		600m	600m	(0:12.75)			
7	2	DIAMOND BLADE	5	64.5	0:11.26	0:13.01 [7]	6.42L	0:36.05	-1
		Chris McIver		600m	600m	(0:13.01)			



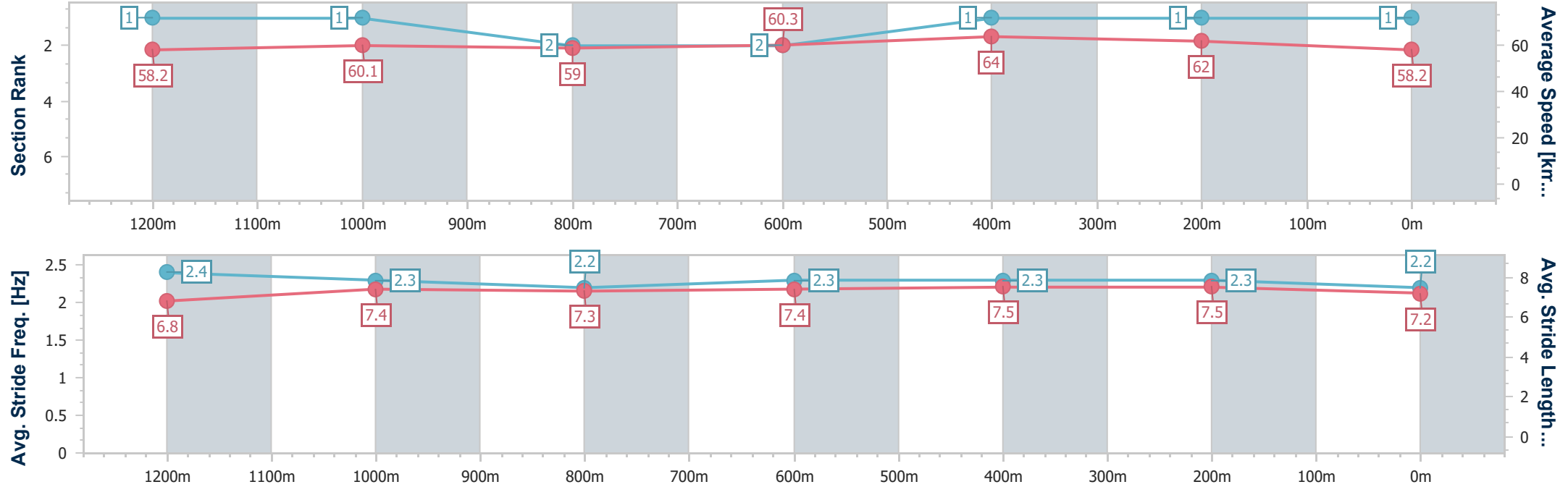
Horse/Jockey Name	Spirit Talker
Final Rank	1
Fastest Section Time (Section)	0:11.28 (600m)
Top Speed [km/h] (Section)	65.5 (600m)
Race State	Finished



RockhamptonProfessional
Race 1: GREAT NORTHERN Maiden Handicap - 1400m
14 June 2025 - 13:22
Track Rating: Soft 5, Weather: Fine, Rail Position: +8m Entire



Section	Overall	1200m	1000m	800m	600m	400m	200m						
Section Times	1:24.02 [1] (0:12.37)	1:11.65 [1] (0:11.93)	0:59.72 [1] (0:12.14)	0:47.58 [2] (0:12.23)	0:35.35 [2] (0:11.28)	0:24.07 [1] (0:11.59)	0:12.48 [1] (0:12.48)						
Average Speed [km/h]	58.2	60.1	59.0	60.3	64.0	62.0	58.2						
Top Speed [km/h]	64.5	61.6	60.4	62.4	65.5	64.0	60.5						
Avg. Dist. to Rail [m]	2.2	1.9	1.5	3.0	3.1	2.9	2.5						
Avg. Stride Freq. [Hz]	2.4	2.3	2.2	2.3	2.3	2.3	2.2						
Avg. Stride Length [m]	6.8	7.4	7.3	7.4	7.5	7.5	7.2						





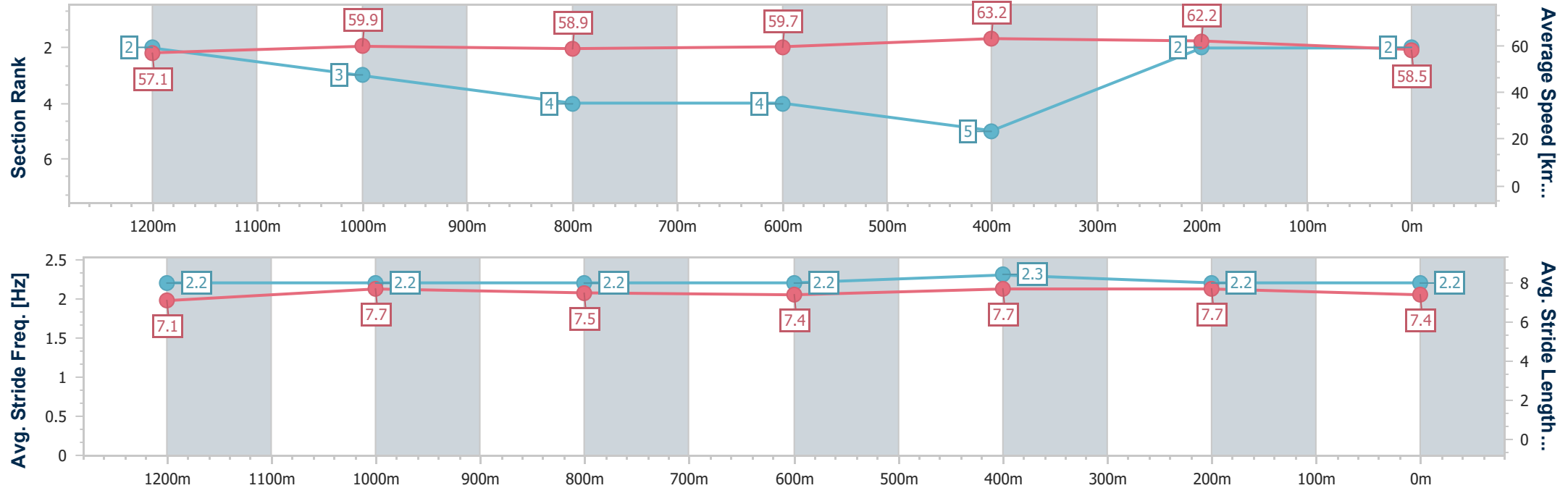
Horse/Jockey Name	Check One Two
Final Rank	2
Fastest Section Time (Section)	0:11.40 (600m)
Top Speed [km/h] (Section)	64.5 (600m)
Race State	Finished



RockhamptonProfessional
Race 1: GREAT NORTHERN Maiden Handicap - 1400m
14 June 2025 - 13:22
Track Rating: Soft 5, Weather: Fine, Rail Position: +8m Entire



Section	Overall	1200m	1000m	800m	600m	400m	200m						
Section Times	1:24.16 [2] (0:12.59)	1:11.57 [2] (0:11.99)	0:59.58 [3] (0:12.16)	0:47.42 [4] (0:12.03)	0:35.39 [4] (0:11.40)	0:23.99 [5] (0:11.55)	0:12.44 [2] (0:12.44)						
Average Speed [km/h]	57.1	59.9	58.9	59.7	63.2	62.2	58.5						
Top Speed [km/h]	63.0	60.9	59.6	61.3	64.5	64.4	60.5						
Avg. Dist. to Rail [m]	2.5	2.7	1.2	0.3	0.9	1.9	2.5						
Avg. Stride Freq. [Hz]	2.2	2.2	2.2	2.2	2.3	2.2	2.2						
Avg. Stride Length [m]	7.1	7.7	7.5	7.4	7.7	7.7	7.4						





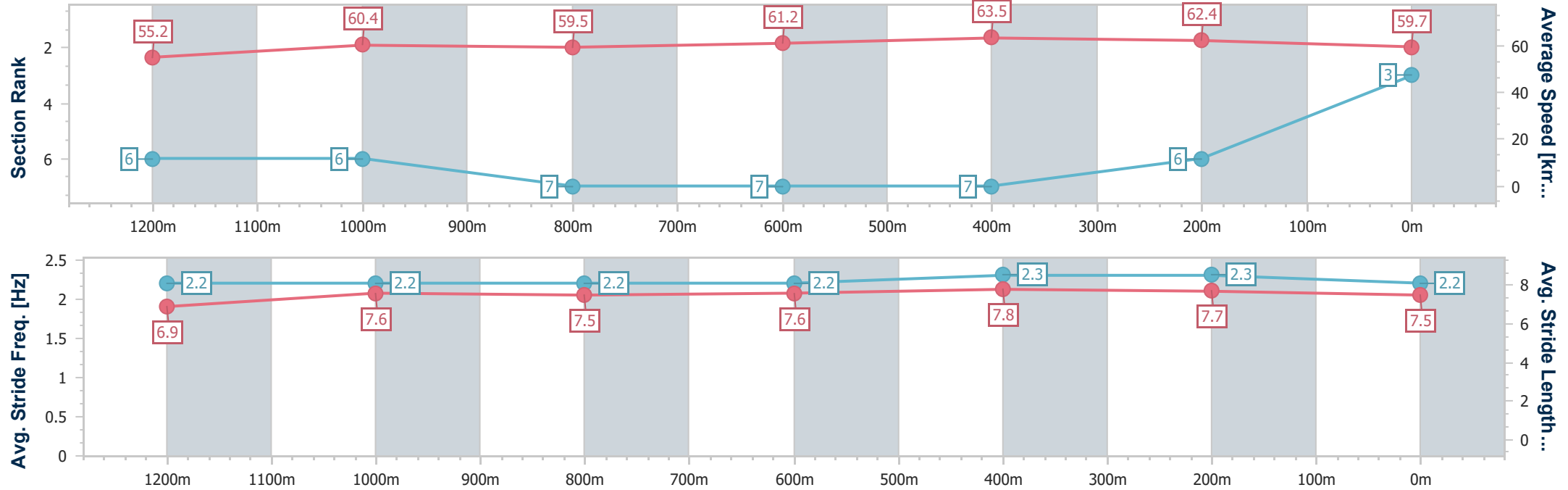
Horse/Jockey Name	Grumpywantsatissue
Final Rank	3
Fastest Section Time (Section)	0:11.38 (600m)
Top Speed [km/h] (Section)	64.2 (600m)
Race State	Finished



RockhamptonProfessional
Race 1: GREAT NORTHERN Maiden Handicap - 1400m
14 June 2025 - 13:22
Track Rating: Soft 5, Weather: Fine, Rail Position: +8m Entire



Section	Overall	1200m	1000m	800m	600m	400m	200m						
Section Times	1:24.21 [3] (0:13.04)	1:11.17 [6] (0:11.93)	0:59.24 [6] (0:12.12)	0:47.12 [7] (0:12.04)	0:35.08 [7] (0:11.38)	0:23.70 [7] (0:11.54)	0:12.16 [6] (0:12.16)						
Average Speed [km/h]	55.2	60.4	59.5	61.2	63.5	62.4	59.7						
Top Speed [km/h]	60.8	61.2	60.6	63.8	64.2	63.4	61.6						
Avg. Dist. to Rail [m]	3.3	0.3	0.5	3.0	5.0	6.9	7.8						
Avg. Stride Freq. [Hz]	2.2	2.2	2.2	2.2	2.3	2.3	2.2						
Avg. Stride Length [m]	6.9	7.6	7.5	7.6	7.8	7.7	7.5						





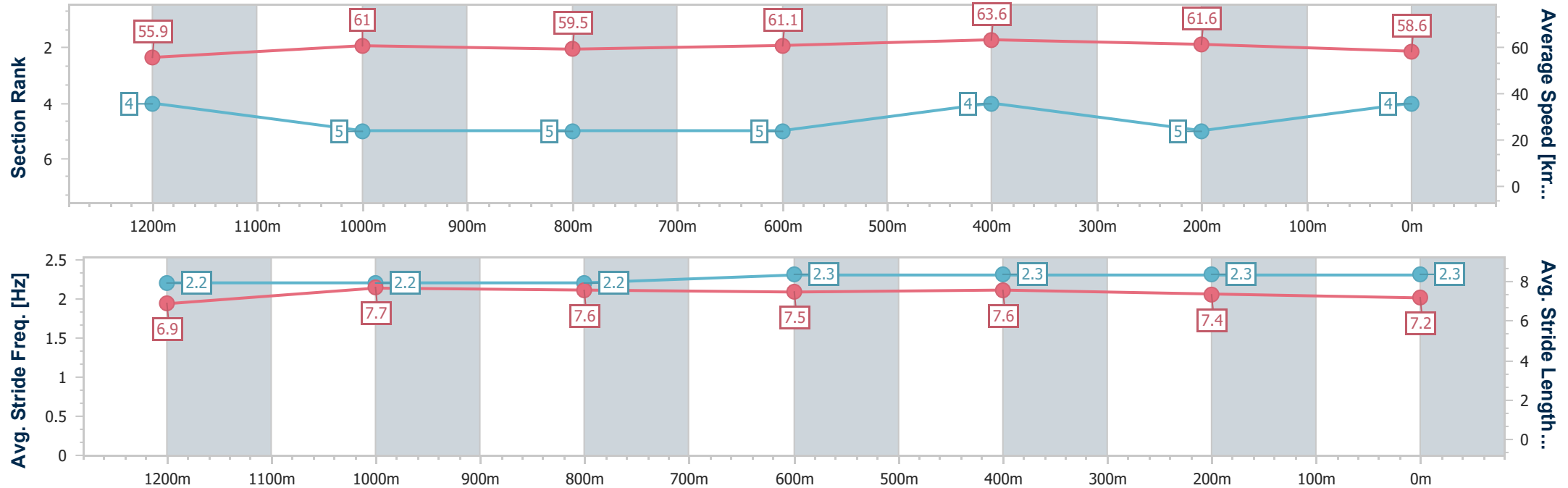
Horse/Jockey Name	Causeways
Final Rank	4
Fastest Section Time (Section)	0:11.35 (600m)
Top Speed [km/h] (Section)	64.7 (600m)
Race State	Finished



RockhamptonProfessional
Race 1: GREAT NORTHERN Maiden Handicap - 1400m
14 June 2025 - 13:22
Track Rating: Soft 5, Weather: Fine, Rail Position: +8m Entire



Section	Overall	1200m	1000m	800m	600m	400m	200m						
Section Times	1:24.23 [4] (0:12.85)	1:11.38 [4] (0:11.81)	0:59.57 [5] (0:12.15)	0:47.42 [5] (0:12.00)	0:35.42 [5] (0:11.35)	0:24.07 [4] (0:11.69)	0:12.38 [5] (0:12.38)						
Average Speed [km/h]	55.9	61.0	59.5	61.1	63.6	61.6	58.6						
Top Speed [km/h]	63.7	63.6	60.4	62.8	64.7	64.0	60.8						
Avg. Dist. to Rail [m]	2.2	0.7	0.5	2.6	4.0	5.4	6.2						
Avg. Stride Freq. [Hz]	2.2	2.2	2.2	2.3	2.3	2.3	2.3						
Avg. Stride Length [m]	6.9	7.7	7.6	7.5	7.6	7.4	7.2						





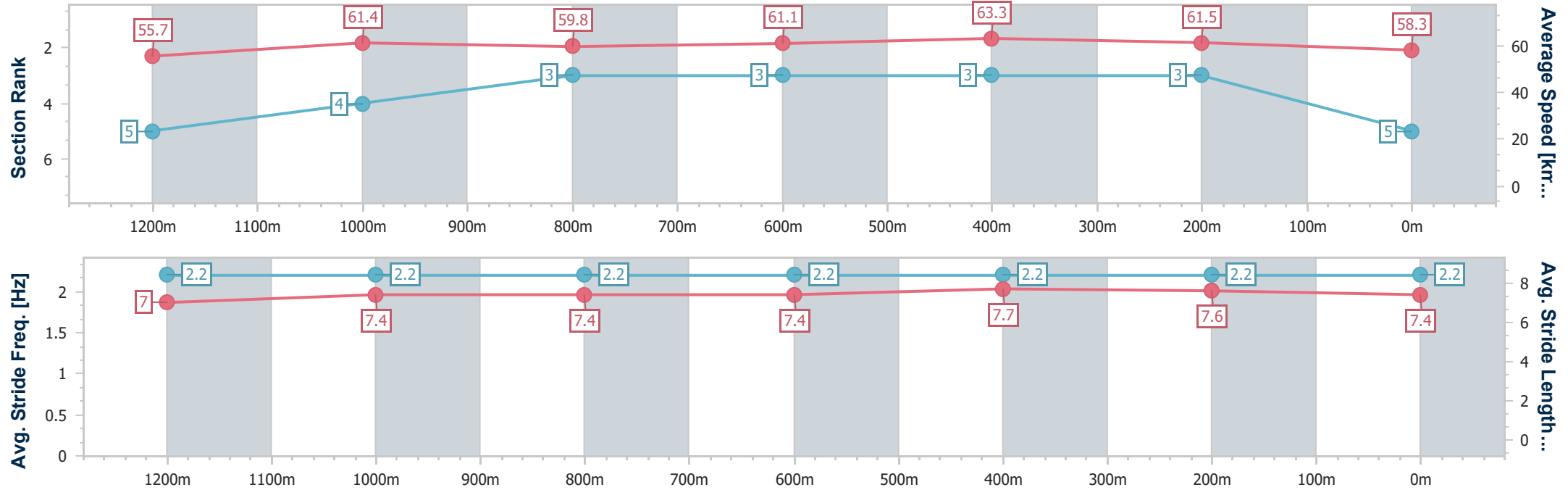
Horse/Jockey Name	Sak The Writer
Final Rank	5
Fastest Section Time (Section)	0:11.38 (600m)
Top Speed [km/h] (Section)	63.8 (600m)
Race State	Finished



RockhamptonProfessional
Race 1: GREAT NORTHERN Maiden Handicap - 1400m
14 June 2025 - 13:22
Track Rating: Soft 5, Weather: Fine, Rail Position: +8m Entire



Section	Overall	1200m	1000m	800m	600m	400m	200m						
Section Times	1:24.27 [5] (0:12.93)	1:11.34 [5] (0:11.72)	0:59.62 [4] (0:12.08)	0:47.54 [3] (0:11.98)	0:35.56 [3] (0:11.38)	0:24.18 [3] (0:11.71)	0:12.47 [3] (0:12.47)						
Average Speed [km/h]	55.7	61.4	59.8	61.1	63.3	61.5	58.3						
Top Speed [km/h]	62.8	62.3	61.1	62.4	63.8	62.7	60.3						
Avg. Dist. to Rail [m]	0.4	0.6	0.8	2.1	1.7	4.1	5.6						
Avg. Stride Freq. [Hz]	2.2	2.2	2.2	2.2	2.2	2.2	2.2						
Avg. Stride Length [m]	7.0	7.4	7.4	7.4	7.7	7.6	7.4						





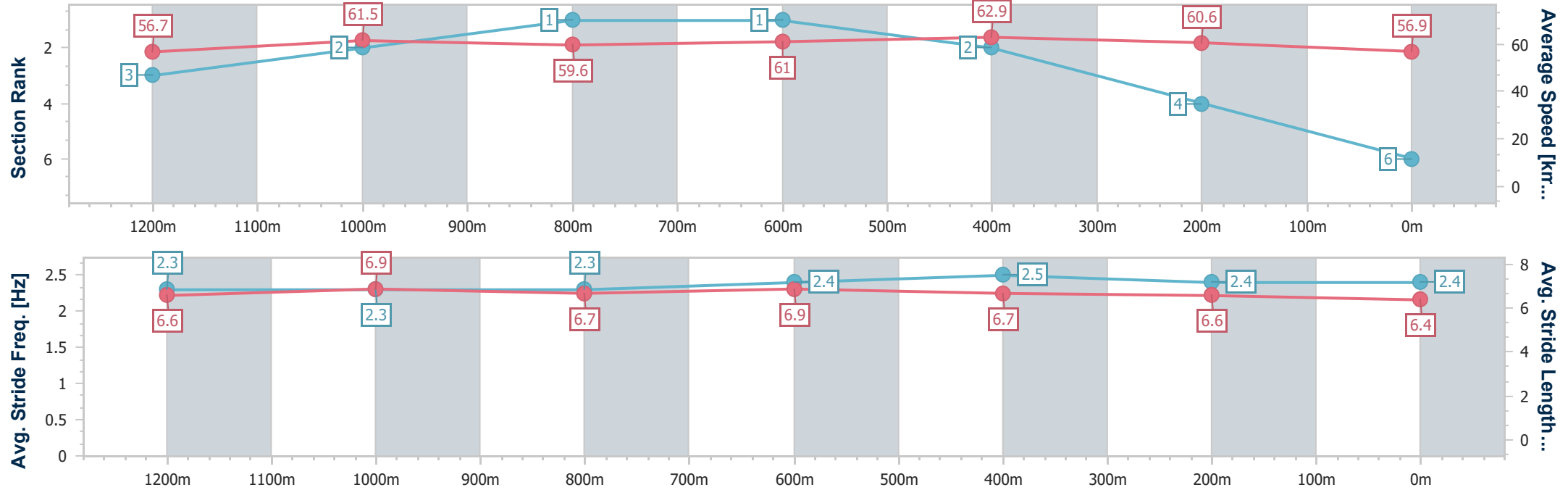
Horse/Jockey Name	Ange
Final Rank	6
Fastest Section Time (Section)	0:11.49 (600m)
Top Speed [km/h] (Section)	63.5 (600m)
Race State	Finished



RockhamptonProfessional
Race 1: GREAT NORTHERN Maiden Handicap - 1400m
14 June 2025 - 13:22
Track Rating: Soft 5, Weather: Fine, Rail Position: +8m Entire



Section	Overall	1200m	1000m	800m	600m	400m	200m						
Section Times	1:24.60 [6] (0:12.66)	1:11.94 [3] (0:11.72)	1:00.22 [2] (0:12.02)	0:48.20 [1] (0:12.08)	0:36.12 [1] (0:11.49)	0:24.63 [2] (0:11.88)	0:12.75 [4] (0:12.75)						
Average Speed [km/h]	56.7	61.5	59.6	61.0	62.9	60.6	56.9						
Top Speed [km/h]	62.6	63.2	60.3	62.7	63.5	62.6	59.4						
Avg. Dist. to Rail [m]	1.4	1.3	1.3	3.1	4.7	3.5	3.4						
Avg. Stride Freq. [Hz]	2.3	2.3	2.3	2.4	2.5	2.4	2.4						
Avg. Stride Length [m]	6.6	6.9	6.7	6.9	6.7	6.6	6.4						





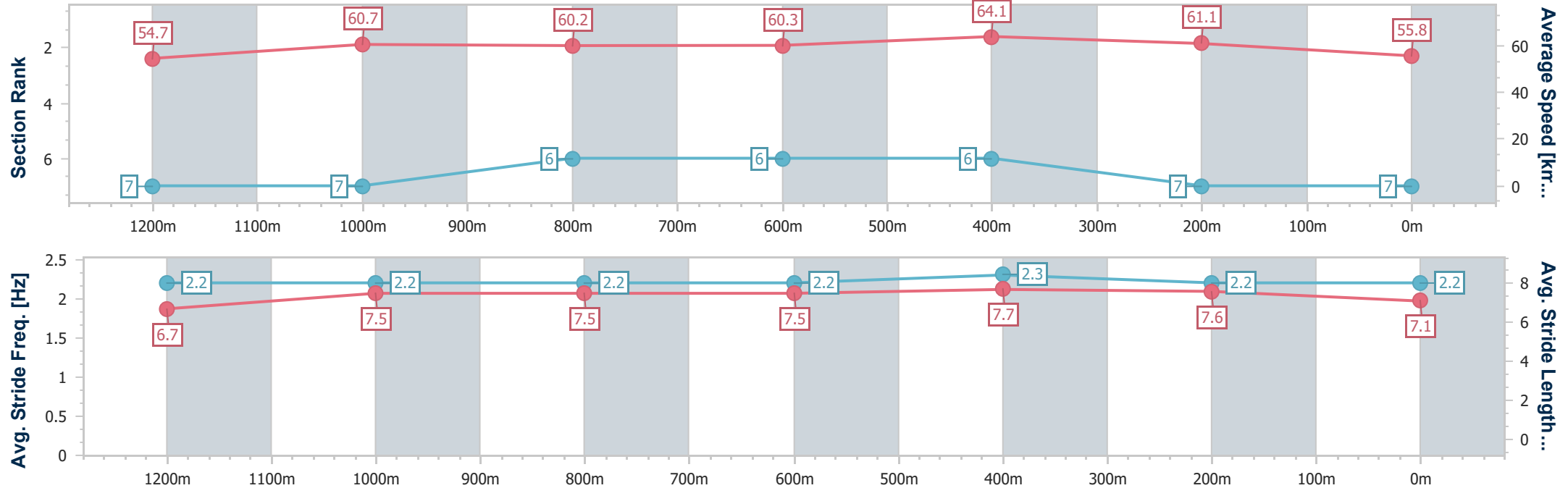
Horse/Jockey Name	Diamond Blade
Final Rank	7
Fastest Section Time (Section)	0:11.26 (600m)
Top Speed [km/h] (Section)	64.5 (600m)
Race State	Finished



RockhamptonProfessional
Race 1: GREAT NORTHERN Maiden Handicap - 1400m
14 June 2025 - 13:22
Track Rating: Soft 5, Weather: Fine, Rail Position: +8m Entire



Section	Overall	1200m	1000m	800m	600m	400m	200m						
Section Times	1:25.11 [7] (0:13.18)	1:11.93 [7] (0:11.86)	1:00.07 [7] (0:11.92)	0:48.15 [6] (0:12.10)	0:36.05 [6] (0:11.26)	0:24.79 [6] (0:11.78)	0:13.01 [7] (0:13.01)						
Average Speed [km/h]	54.7	60.7	60.2	60.3	64.1	61.1	55.8						
Top Speed [km/h]	61.5	61.6	61.4	63.5	64.5	63.6	59.0						
Avg. Dist. to Rail [m]	1.8	1.0	0.8	1.8	3.9	4.1	4.7						
Avg. Stride Freq. [Hz]	2.2	2.2	2.2	2.2	2.3	2.2	2.2						
Avg. Stride Length [m]	6.7	7.5	7.5	7.5	7.7	7.6	7.1						





Rockhampton Professional
Race 2: TAB QTIS Two-Year-Old Maiden Handicap - 1100m
14 June 2025 - 13:58



Track Rating: Soft 5, Weather: Fine, Rail Position: +8m Entire

Section		Overall				1000m	800m	600m	400m	200m	Last 600m		
Field Times		1:04.07 (0:06.34)				0:57.73 (0:11.17)	0:46.56 (0:11.98)	0:34.58 (0:11.34)	0:23.24 (0:11.18)	0:12.06 (0:12.06)	0:34.58		
Rank	TAB	Horse/Jockey	Barrier	Top Speed [km/h]	Fastest Section						Margin	Distance Travelled [m]	
1	4	OUR EAGLE ROCK	4	66.3	0:06.37	1:04.07 [1]	0:57.70 [2]	0:46.39 [3]	0:34.58 [2]	0:23.23 [3]	0:12.06 [1]	1:04.07	0:34.58
		Nikki Olzard		400m	Overall	(0:06.37)	(0:11.31)	(0:11.81)	(0:11.35)	(0:11.17)	(0:12.06)		
2	9	MILK MAID	1	66.1	0:06.62	1:04.23 [2]	0:57.61 [5]	0:46.36 [6]	0:34.48 [6]	0:23.22 [5]	0:12.01 [2]	0.97L	0:34.48 +1
		Ashley Butler		600m	Overall	(0:06.62)	(0:11.25)	(0:11.88)	(0:11.26)	(0:11.21)	(0:12.01)		
3	5	NEXT LEGACY	2	65.7	0:06.66	1:04.39 [3]	0:57.73 [6]	0:46.61 [4]	0:34.84 [4]	0:23.45 [4]	0:12.14 [4]	1.91L	0:34.84 +1
		Tasha Chambers		600m	Overall	(0:06.66)	(0:11.12)	(0:11.77)	(0:11.39)	(0:11.31)	(0:12.14)		
4	2	GIAPPONESE	6	65.0	0:06.79	1:04.41 [4]	0:57.62 [7]	0:46.08 [9]	0:34.29 [9]	0:22.97 [9]	0:11.73 [8]	1.98L	0:34.29 +5
		Nathan Thomas		600m	Overall	(0:06.79)	(0:11.54)	(0:11.79)	(0:11.32)	(0:11.24)	(0:11.73)		
5	3	LOADED WEAPON	7	65.9	0:06.40	1:04.54 [5]	0:58.14 [3]	0:46.92 [2]	0:35.01 [3]	0:23.70 [2]	0:12.30 [3]	2.78L	0:35.01 +9
		Amy Graham		1000m	Overall	(0:06.40)	(0:11.22)	(0:11.91)	(0:11.31)	(0:11.40)	(0:12.30)		
6	6	BUNGARRIBEE RAIN	3	66.4	0:06.94	1:04.64 [6]	0:57.70 [9]	0:46.37 [8]	0:34.58 [8]	0:23.35 [8]	0:12.17 [6]	3.35L	0:34.58 +3
		Brooke Johnson		600m	Overall	(0:06.94)	(0:11.33)	(0:11.79)	(0:11.23)	(0:11.18)	(0:12.17)		
7	11	LUNA READY	5	66.8	0:06.34	1:05.06 [7]	0:58.72 [1]	0:47.55 [1]	0:35.57 [1]	0:24.23 [1]	0:12.75 [5]	5.85L	0:35.57 +7
		Jackson Murphy		1000m	Overall	(0:06.34)	(0:11.17)	(0:11.98)	(0:11.34)	(0:11.48)	(0:12.75)		
8	7	DUBBIOSO	8	65.5	0:06.60	1:05.33 [8]	0:58.73 [4]	0:47.47 [5]	0:35.68 [5]	0:24.29 [6]	0:12.80 [7]	7.4L	0:35.68 +6
		Chris McIver		1000m	Overall	(0:06.60)	(0:11.26)	(0:11.79)	(0:11.39)	(0:11.49)	(0:12.80)		
9	8	FROSTY QUEEN	9	65.1	0:06.90	1:05.51 [9]	0:58.61 [8]	0:47.44 [7]	0:35.75 [7]	0:24.29 [7]	0:12.70 [9]	8.47L	0:35.75 +0
		Adam Sewell		1000m	Overall	(0:06.90)	(0:11.17)	(0:11.69)	(0:11.46)	(0:11.59)	(0:12.70)		
10	10	ROTH OF GOD	10	64.8	0:06.97	1:06.83 [10]	0:59.86 [10]	0:48.25 [10]	0:36.51 [10]	0:25.18 [10]	0:13.32 [10]	16.22L	0:36.51 +8
		Sean Cormack		800m	Overall	(0:06.97)	(0:11.61)	(0:11.74)	(0:11.33)	(0:11.86)	(0:13.32)		

Scratched: Turbo Torque (#1), Heroic Talent (#12)

Report Created: Sat 14 June 2025 15:04 GMT+10 (Note: Timing is based on position data)

Page 1/11

[] Ranking at each section and finish
-:-:- No data available at this section
NA No data available

SCN Saddle cloth number
DNF Did not finish
DNT Did not track

data processed by  TRIPLESDATA



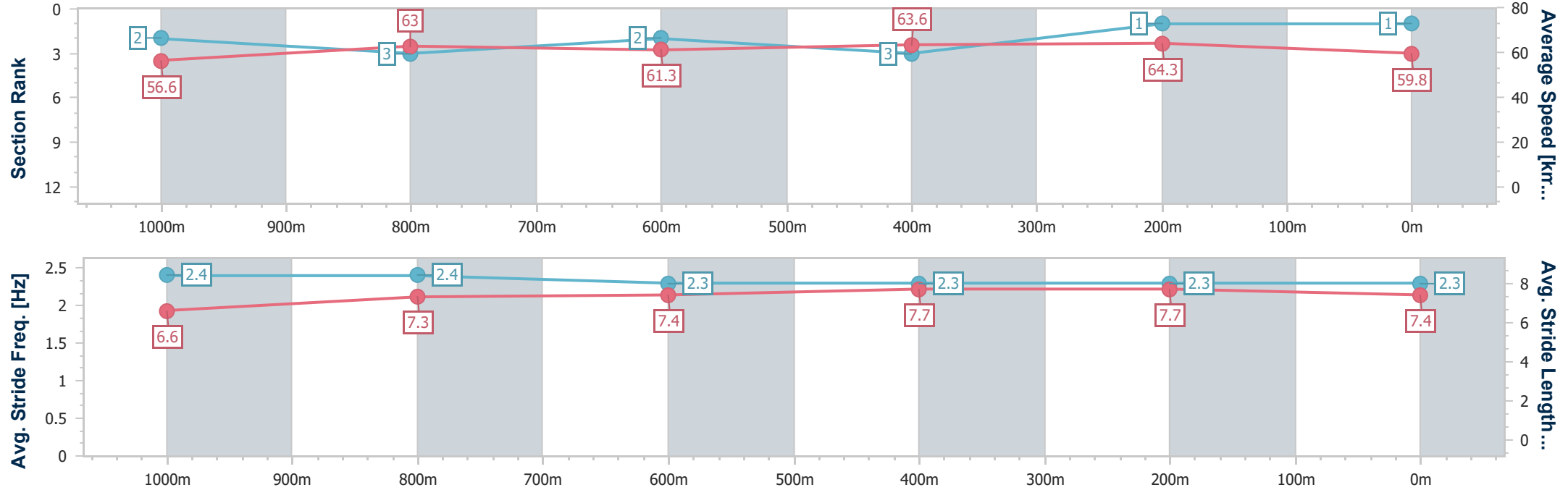
Horse/Jockey Name	Our Eagle Rock
Final Rank	1
Fastest Section Time (Section)	0:06.37 (Overall)
Top Speed [km/h] (Section)	66.3 (400m)
Race State	Finished



RockhamptonProfessional
Race 2: TAB QTIS Two-Year-Old Maiden Handicap - 1100m
14 June 2025 - 13:58
Track Rating: Soft 5, Weather: Fine, Rail Position: +8m Entire



Section	Overall	1000m	800m	600m	400m	200m								
Section Times	1:04.07 [1] (0:06.37)	0:57.70 [2] (0:11.31)	0:46.39 [3] (0:11.81)	0:34.58 [2] (0:11.35)	0:23.23 [3] (0:11.17)	0:12.06 [1] (0:12.06)								
Average Speed [km/h]	56.6	63.0	61.3	63.6	64.3	59.8								
Top Speed [km/h]	63.5	65.0	62.9	65.5	66.3	62.7								
Avg. Dist. to Rail [m]	2.4	1.5	1.3	2.3	2.6	3.2								
Avg. Stride Freq. [Hz]	2.4	2.4	2.3	2.3	2.3	2.3								
Avg. Stride Length [m]	6.6	7.3	7.4	7.7	7.7	7.4								





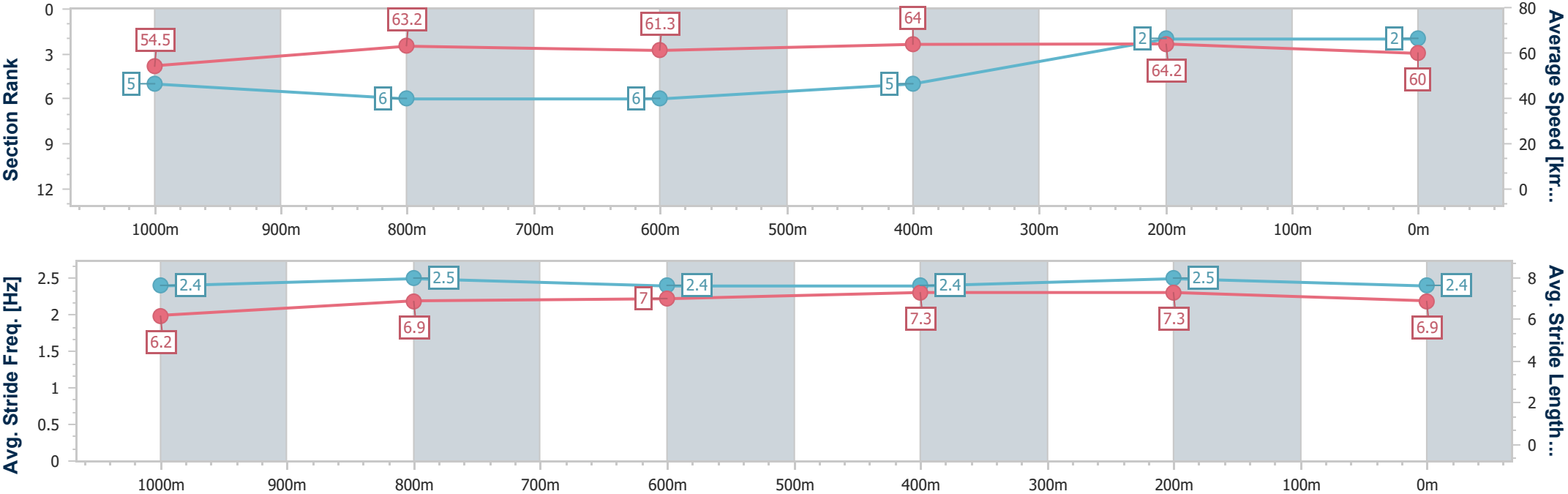
Horse/Jockey Name	Milk Maid
Final Rank	2
Fastest Section Time (Section)	0:06.62 (Overall)
Top Speed [km/h] (Section)	66.1 (600m)
Race State	Finished



RockhamptonProfessional
Race 2: TAB QTIS Two-Year-Old Maiden Handicap - 1100m
14 June 2025 - 13:58
Track Rating: Soft 5, Weather: Fine, Rail Position: +8m Entire



Section	Overall	1000m	800m	600m	400m	200m								
Section Times	1:04.23 [2] (0:06.62)	0:57.61 [5] (0:11.25)	0:46.36 [6] (0:11.88)	0:34.48 [6] (0:11.26)	0:23.22 [5] (0:11.21)	0:12.01 [2] (0:12.01)								
Average Speed [km/h]	54.5	63.2	61.3	64.0	64.2	60.0								
Top Speed [km/h]	62.7	65.2	62.6	66.1	65.5	61.9								
Avg. Dist. to Rail [m]	1.2	1.8	1.8	3.5	5.4	5.3								
Avg. Stride Freq. [Hz]	2.4	2.5	2.4	2.4	2.5	2.4								
Avg. Stride Length [m]	6.2	6.9	7.0	7.3	7.3	6.9								





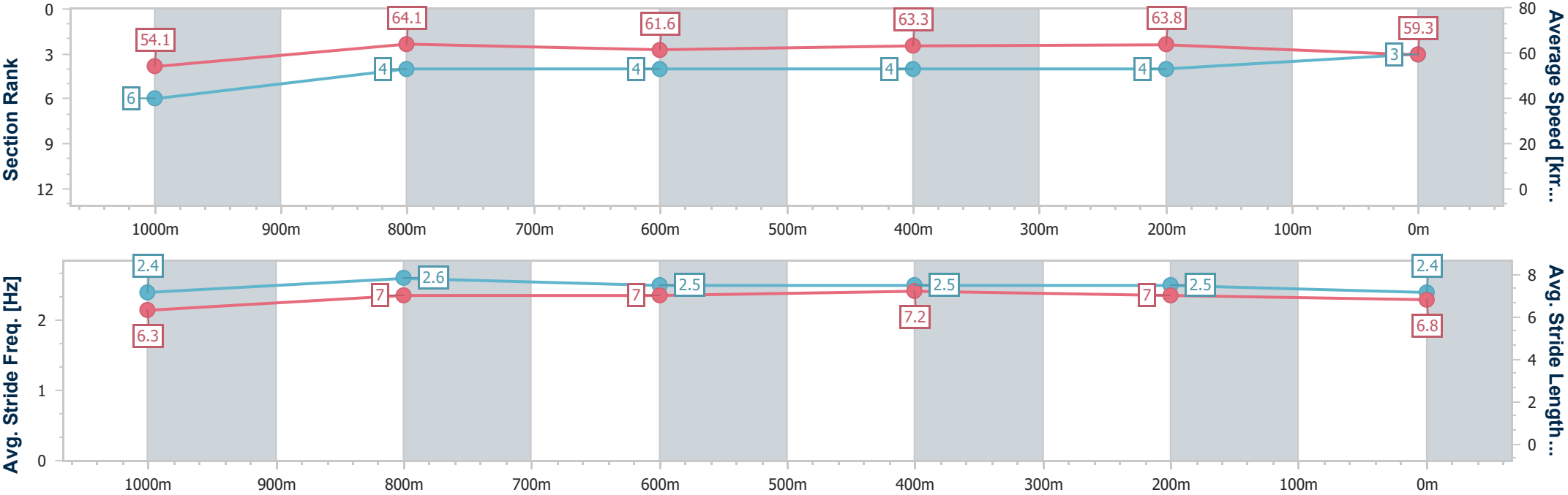
Horse/Jockey Name	Next Legacy
Final Rank	3
Fastest Section Time (Section)	0:06.66 (Overall)
Top Speed [km/h] (Section)	65.7 (600m)
Race State	Finished



RockhamptonProfessional
Race 2: TAB QTIS Two-Year-Old Maiden Handicap - 1100m
14 June 2025 - 13:58
Track Rating: Soft 5, Weather: Fine, Rail Position: +8m Entire



Section	Overall	1000m	800m	600m	400m	200m							
Section Times	1:04.39 [3] (0:06.66)	0:57.73 [6] (0:11.12)	0:46.61 [4] (0:11.77)	0:34.84 [4] (0:11.39)	0:23.45 [4] (0:11.31)	0:12.14 [4] (0:12.14)							
Average Speed [km/h]	54.1	64.1	61.6	63.3	63.8	59.3							
Top Speed [km/h]	63.0	64.9	62.5	65.7	65.5	62.3							
Avg. Dist. to Rail [m]	1.2	1.8	1.4	4.2	7.6	7.9							
Avg. Stride Freq. [Hz]	2.4	2.6	2.5	2.5	2.5	2.4							
Avg. Stride Length [m]	6.3	7.0	7.0	7.2	7.0	6.8							





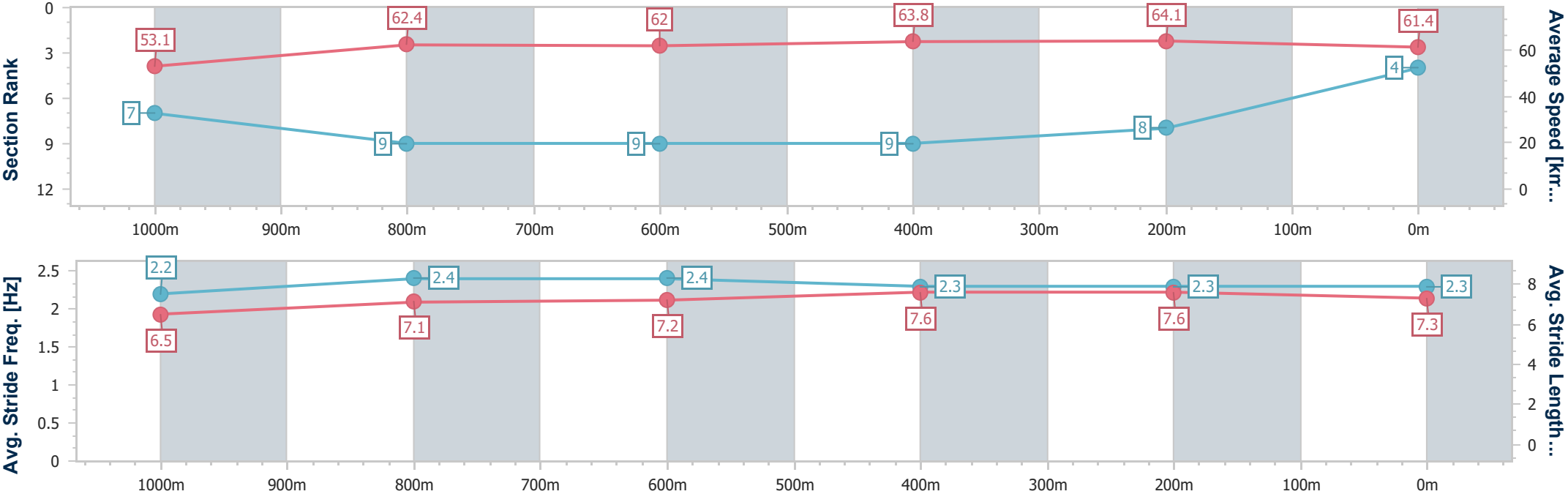
Horse/Jockey Name	Giapponese
Final Rank	4
Fastest Section Time (Section)	0:06.79 (Overall)
Top Speed [km/h] (Section)	65.0 (600m)
Race State	Finished



RockhamptonProfessional
Race 2: TAB QTIS Two-Year-Old Maiden Handicap - 1100m
14 June 2025 - 13:58
Track Rating: Soft 5, Weather: Fine, Rail Position: +8m Entire



Section	Overall	1000m	800m	600m	400m	200m							
Section Times	1:04.41 [4] (0:06.79)	0:57.62 [7] (0:11.54)	0:46.08 [9] (0:11.79)	0:34.29 [9] (0:11.32)	0:22.97 [9] (0:11.24)	0:11.73 [8] (0:11.73)							
Average Speed [km/h]	53.1	62.4	62.0	63.8	64.1	61.4							
Top Speed [km/h]	62.0	63.9	64.0	65.0	64.6	63.4							
Avg. Dist. to Rail [m]	4.9	0.4	2.0	4.7	6.9	7.7							
Avg. Stride Freq. [Hz]	2.2	2.4	2.4	2.3	2.3	2.3							
Avg. Stride Length [m]	6.5	7.1	7.2	7.6	7.6	7.3							





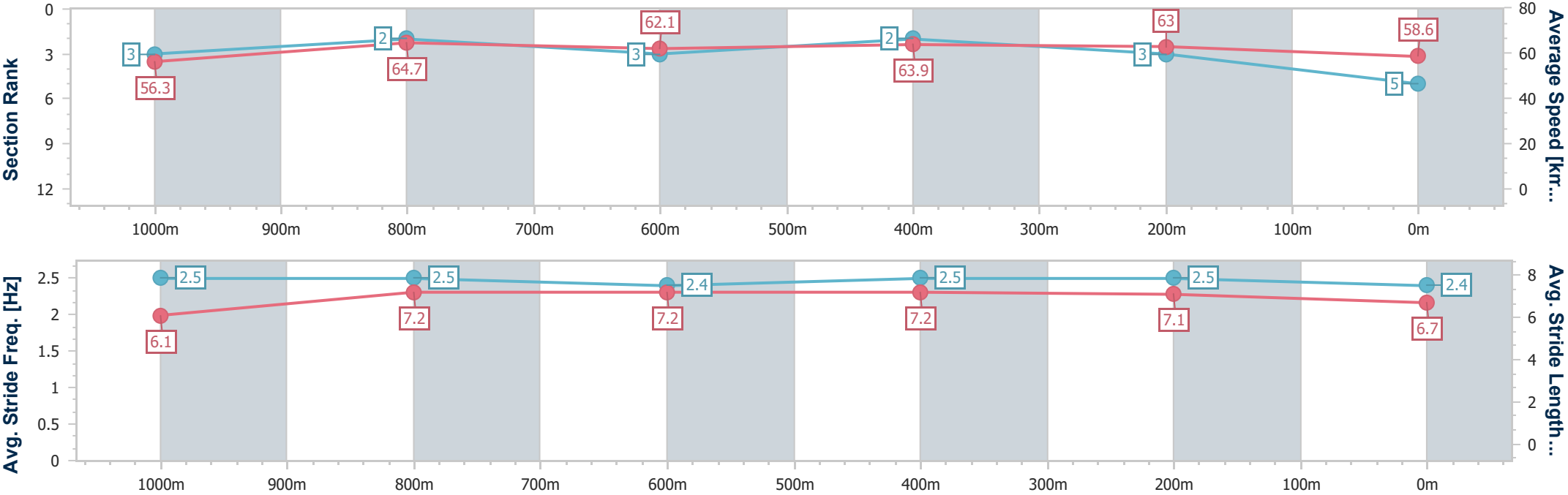
Horse/Jockey Name	Loaded Weapon
Final Rank	5
Fastest Section Time (Section)	0:06.40 (Overall)
Top Speed [km/h] (Section)	65.9 (1000m)
Race State	Finished



RockhamptonProfessional
Race 2: TAB QTIS Two-Year-Old Maiden Handicap - 1100m
14 June 2025 - 13:58
Track Rating: Soft 5, Weather: Fine, Rail Position: +8m Entire



Section	Overall	1000m	800m	600m	400m	200m								
Section Times	1:04.54 [5] (0:06.40)	0:58.14 [3] (0:11.22)	0:46.92 [2] (0:11.91)	0:35.01 [3] (0:11.31)	0:23.70 [2] (0:11.40)	0:12.30 [3] (0:12.30)								
Average Speed [km/h]	56.3	64.7	62.1	63.9	63.0	58.6								
Top Speed [km/h]	64.4	65.9	64.4	65.4	65.5	62.1								
Avg. Dist. to Rail [m]	6.4	1.6	3.7	5.5	7.3	7.0								
Avg. Stride Freq. [Hz]	2.5	2.5	2.4	2.5	2.5	2.4								
Avg. Stride Length [m]	6.1	7.2	7.2	7.2	7.1	6.7								





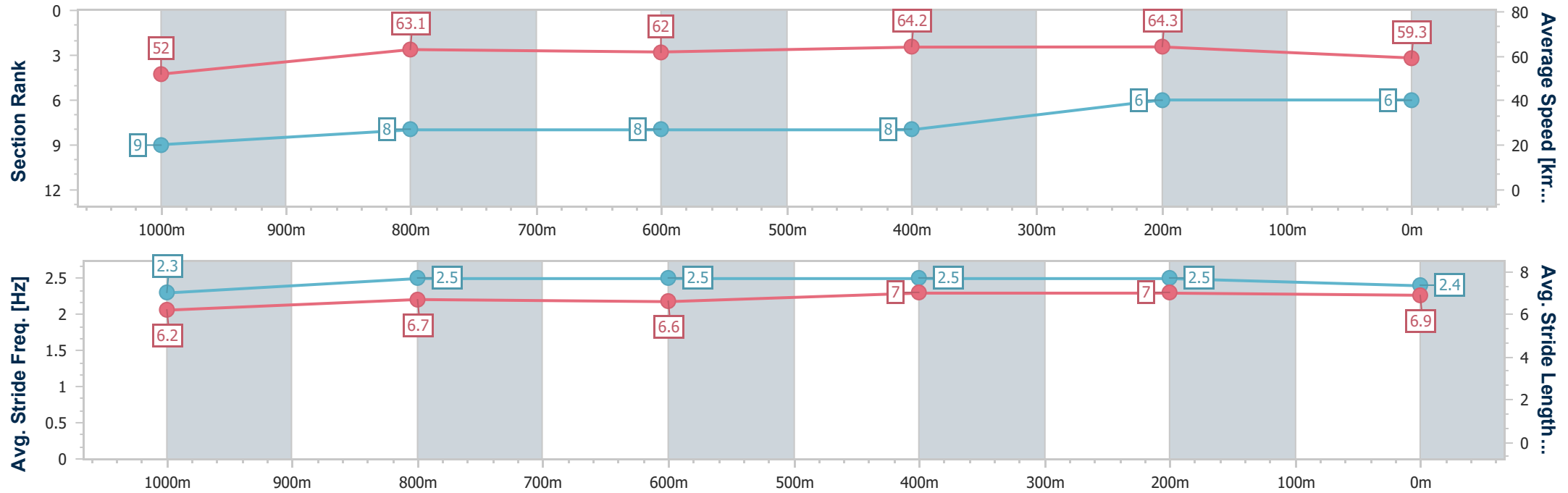
Horse/Jockey Name	Bungarabee Rain
Final Rank	6
Fastest Section Time (Section)	0:06.94 (Overall)
Top Speed [km/h] (Section)	66.4 (600m)
Race State	Finished



RockhamptonProfessional
Race 2: TAB QTIS Two-Year-Old Maiden Handicap - 1100m
14 June 2025 - 13:58
Track Rating: Soft 5, Weather: Fine, Rail Position: +8m Entire



Section	Overall	1000m	800m	600m	400m	200m								
Section Times	1:04.64 [6] (0:06.94)	0:57.70 [9] (0:11.33)	0:46.37 [8] (0:11.79)	0:34.58 [8] (0:11.23)	0:23.35 [8] (0:11.18)	0:12.17 [6] (0:12.17)								
Average Speed [km/h]	52.0	63.1	62.0	64.2	64.3	59.3								
Top Speed [km/h]	63.0	65.1	64.2	66.4	66.4	62.7								
Avg. Dist. to Rail [m]	2.5	1.0	1.8	3.2	4.2	3.1								
Avg. Stride Freq. [Hz]	2.3	2.5	2.5	2.5	2.5	2.4								
Avg. Stride Length [m]	6.2	6.7	6.6	7.0	7.0	6.9								





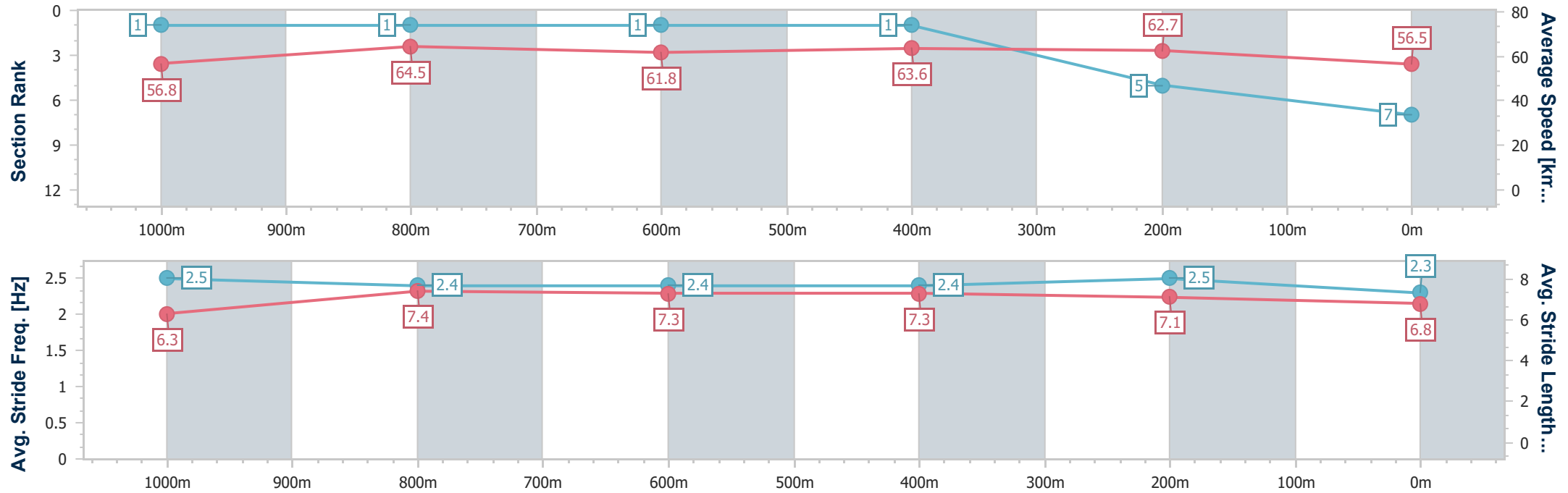
Horse/Jockey Name	Luna Ready
Final Rank	7
Fastest Section Time (Section)	0:06.34 (Overall)
Top Speed [km/h] (Section)	66.8 (1000m)
Race State	Finished



RockhamptonProfessional
Race 2: TAB QTIS Two-Year-Old Maiden Handicap - 1100m
14 June 2025 - 13:58
Track Rating: Soft 5, Weather: Fine, Rail Position: +8m Entire



Section	Overall	1000m	800m	600m	400m	200m								
Section Times	1:05.06 [7] (0:06.34)	0:58.72 [1] (0:11.17)	0:47.55 [1] (0:11.98)	0:35.57 [1] (0:11.34)	0:24.23 [1] (0:11.48)	0:12.75 [5] (0:12.75)								
Average Speed [km/h]	56.8	64.5	61.8	63.6	62.7	56.5								
Top Speed [km/h]	65.7	66.8	62.6	64.7	64.7	59.7								
Avg. Dist. to Rail [m]	3.0	0.4	3.4	4.2	4.4	4.7								
Avg. Stride Freq. [Hz]	2.5	2.4	2.4	2.4	2.5	2.3								
Avg. Stride Length [m]	6.3	7.4	7.3	7.3	7.1	6.8								





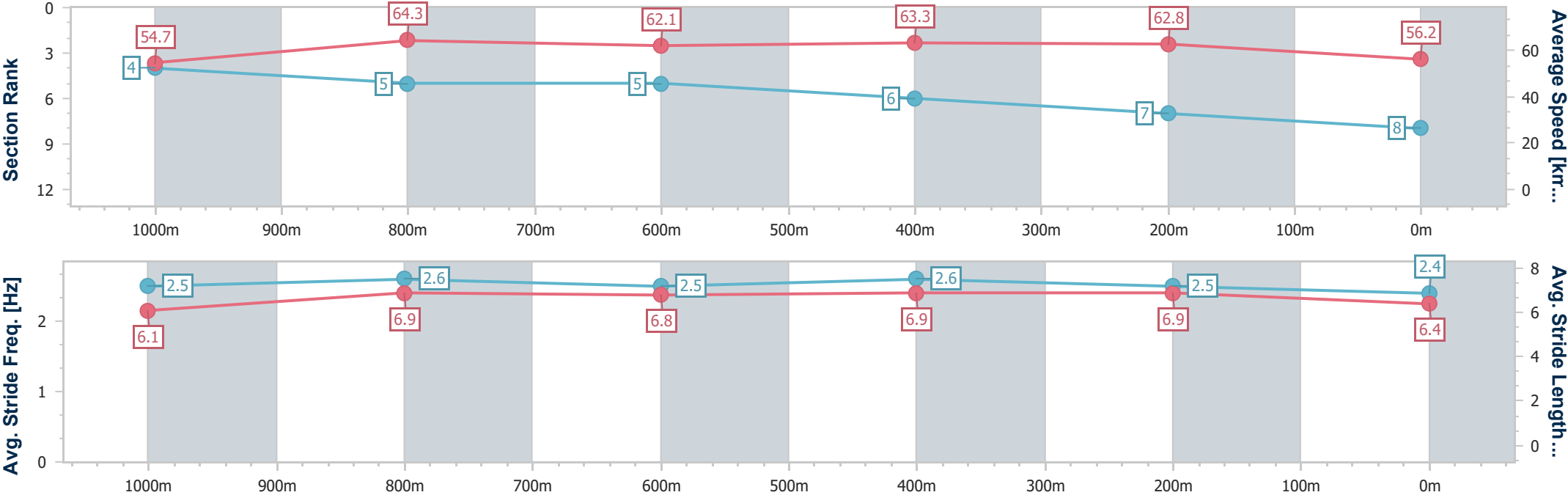
Horse/Jockey Name	Dubbioso
Final Rank	8
Fastest Section Time (Section)	0:06.60 (Overall)
Top Speed [km/h] (Section)	65.5 (1000m)
Race State	Finished



RockhamptonProfessional
Race 2: TAB QTIS Two-Year-Old Maiden Handicap - 1100m
14 June 2025 - 13:58
Track Rating: Soft 5, Weather: Fine, Rail Position: +8m Entire



Section	Overall	1000m	800m	600m	400m	200m								
Section Times	1:05.33 [8] (0:06.60)	0:58.73 [4] (0:11.26)	0:47.47 [5] (0:11.79)	0:35.68 [5] (0:11.39)	0:24.29 [6] (0:11.49)	0:12.80 [7] (0:12.80)								
Average Speed [km/h]	54.7	64.3	62.1	63.3	62.8	56.2								
Top Speed [km/h]	63.0	65.5	62.8	64.1	64.1	60.7								
Avg. Dist. to Rail [m]	6.3	1.4	2.2	4.1	6.2	7.3								
Avg. Stride Freq. [Hz]	2.5	2.6	2.5	2.6	2.5	2.4								
Avg. Stride Length [m]	6.1	6.9	6.8	6.9	6.9	6.4								





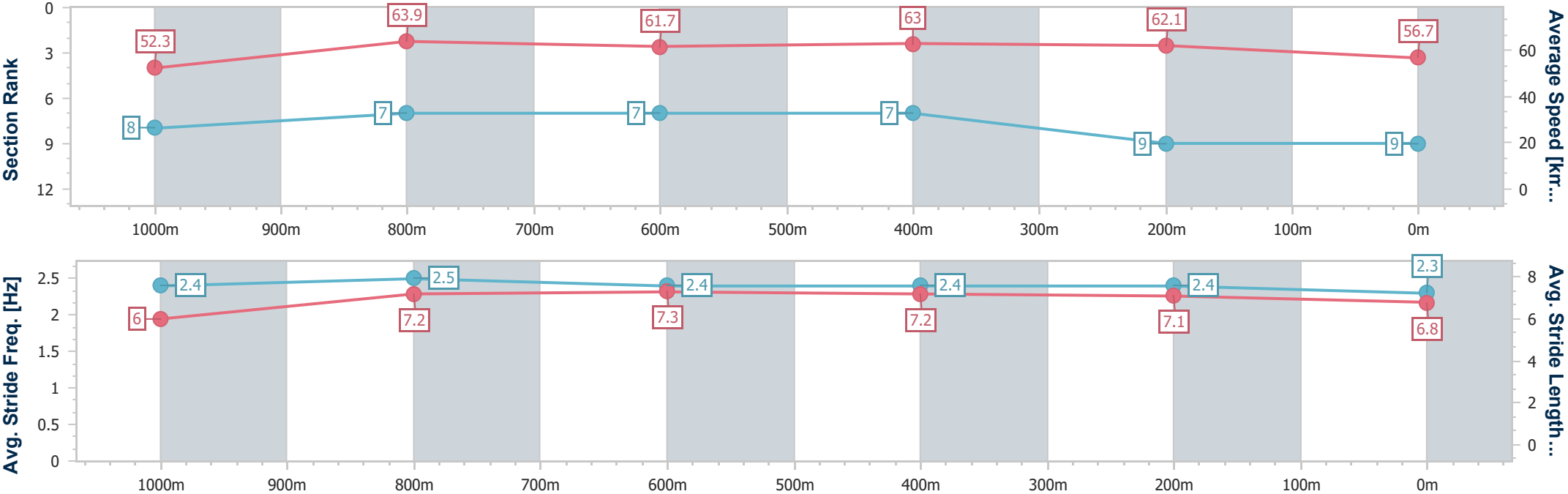
Horse/Jockey Name	Frosty Queen
Final Rank	9
Fastest Section Time (Section)	0:06.90 (Overall)
Top Speed [km/h] (Section)	65.1 (1000m)
Race State	Finished



RockhamptonProfessional
Race 2: TAB QTIS Two-Year-Old Maiden Handicap - 1100m
14 June 2025 - 13:58
Track Rating: Soft 5, Weather: Fine, Rail Position: +8m Entire



Section	Overall	1000m	800m	600m	400m	200m								
Section Times	1:05.51 [9] (0:06.90)	0:58.61 [8] (0:11.17)	0:47.44 [7] (0:11.69)	0:35.75 [7] (0:11.46)	0:24.29 [7] (0:11.59)	0:12.70 [9] (0:12.70)								
Average Speed [km/h]	52.3	63.9	61.7	63.0	62.1	56.7								
Top Speed [km/h]	62.8	65.1	62.9	64.6	64.6	60.7								
Avg. Dist. to Rail [m]	6.9	1.2	1.3	3.9	5.4	4.9								
Avg. Stride Freq. [Hz]	2.4	2.5	2.4	2.4	2.4	2.3								
Avg. Stride Length [m]	6.0	7.2	7.3	7.2	7.1	6.8								





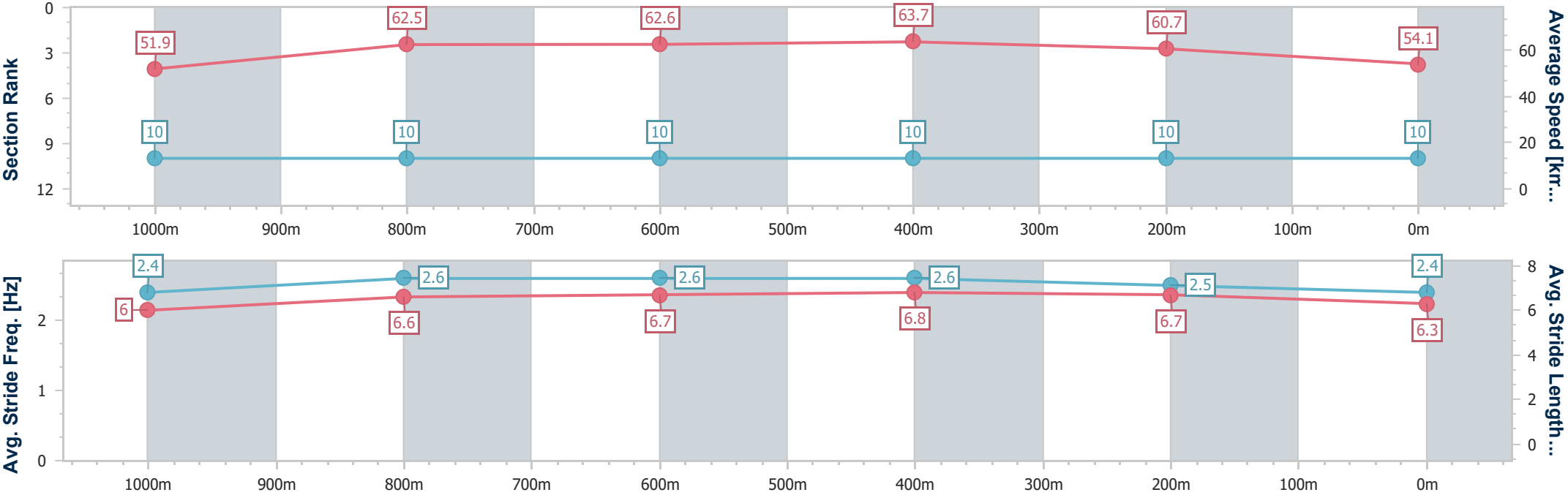
Horse/Jockey Name	Roth Of God
Final Rank	10
Fastest Section Time (Section)	0:06.97 (Overall)
Top Speed [km/h] (Section)	64.8 (800m)
Race State	Finished



RockhamptonProfessional
Race 2: TAB QTIS Two-Year-Old Maiden Handicap - 1100m
14 June 2025 - 13:58
Track Rating: Soft 5, Weather: Fine, Rail Position: +8m Entire



Section	Overall	1000m	800m	600m	400m	200m								
Section Times	1:06.83 [10] (0:06.97)	0:59.86 [10] (0:11.61)	0:48.25 [10] (0:11.74)	0:36.51 [10] (0:11.33)	0:25.18 [10] (0:11.86)	0:13.32 [10] (0:13.32)								
Average Speed [km/h]	51.9	62.5	62.6	63.7	60.7	54.1								
Top Speed [km/h]	59.7	63.3	64.8	64.3	64.0	57.6								
Avg. Dist. to Rail [m]	8.4	1.0	2.7	4.0	4.5	4.8								
Avg. Stride Freq. [Hz]	2.4	2.6	2.6	2.6	2.5	2.4								
Avg. Stride Length [m]	6.0	6.6	6.7	6.8	6.7	6.3								





Rockhampton Professional

Race 3: WELCOME RJC GOLD CLUB BENCHMARK 70 Handicap - 1100m

14 June 2025 - 14:34



Track Rating: Soft 5, Weather: Fine, Rail Position: +8m Entire

Section		Overall				1000m	800m	600m	400m	200m	Last 600m		
Field Times		1:02.77				0:56.52	0:45.35	0:33.98	0:22.92	0:11.90	0:33.98		
		(0:06.25)				(0:11.17)	(0:11.37)	(0:11.06)	(0:11.02)	(0:11.90)			
Rank	TAB	Horse/Jockey	Barrier	Top Speed [km/h]	Fastest Section							Margin	Distance Travelled [m]
1	4	DEEP BLAST	4	67.5	0:06.85	1:02.77 [1]	0:55.92 [6]	0:44.70 [6]	0:33.48 [6]	0:22.50 [6]	0:11.48 [5]	1:02.77	0:33.48
		Raul Silvera Olivera		400m	Overall	(0:06.85)	(0:11.22)	(0:11.22)	(0:10.98)	(0:11.02)	(0:11.48)		
2	2	HENRY'S BLADE	5	67.2	0:06.44	1:02.89 [2]	0:56.45 [2]	0:45.31 [2]	0:34.08 [2]	0:23.04 [1]	0:12.02 [1]	0.7L	0:34.08 +3
		Sean Cormack		400m	Overall	(0:06.44)	(0:11.14)	(0:11.23)	(0:11.04)	(0:11.02)	(0:12.02)		
3	7	STREET GLORY	1	66.6	0:06.45	1:02.94 [3]	0:56.49 [3]	0:45.17 [3]	0:33.77 [4]	0:22.76 [4]	0:11.76 [3]	0.97L	0:33.77 +6
		Warwick Satherley		600m	Overall	(0:06.45)	(0:11.32)	(0:11.40)	(0:11.01)	(0:11.00)	(0:11.76)		
4	1	CAPO STRADA	7	68.2	0:06.65	1:03.40 [4]	0:56.75 [4]	0:45.58 [4]	0:34.31 [3]	0:23.54 [2]	0:12.44 [2]	3.68L	0:34.31 +5
		Brooke Johnson		600m	Overall	(0:06.65)	(0:11.17)	(0:11.27)	(0:10.77)	(0:11.10)	(0:12.44)		
5	6	CORKSCREW	2	65.5	0:06.25	1:03.78 [5]	0:57.53 [1]	0:46.36 [1]	0:34.99 [1]	0:23.89 [3]	0:12.50 [4]	5.92L	0:34.99 -3
		Liv O'Donnell		1000m	Overall	(0:06.25)	(0:11.17)	(0:11.37)	(0:11.10)	(0:11.39)	(0:12.50)		
6	3	ZHUANG SHI	3	66.7	0:06.65	1:03.92 [6]	0:57.27 [5]	0:45.96 [5]	0:34.63 [5]	0:23.68 [5]	0:12.32 [6]	6.77L	0:34.63 +3
		Nikki Olzard		600m	Overall	(0:06.65)	(0:11.31)	(0:11.33)	(0:10.95)	(0:11.36)	(0:12.32)		

Scratched: Frosty Bear (#5)



Horse/Jockey Name	Deep Blast
Final Rank	1
Fastest Section Time (Section)	0:06.85 (Overall)
Top Speed [km/h] (Section)	67.5 (400m)
Race State	Finished

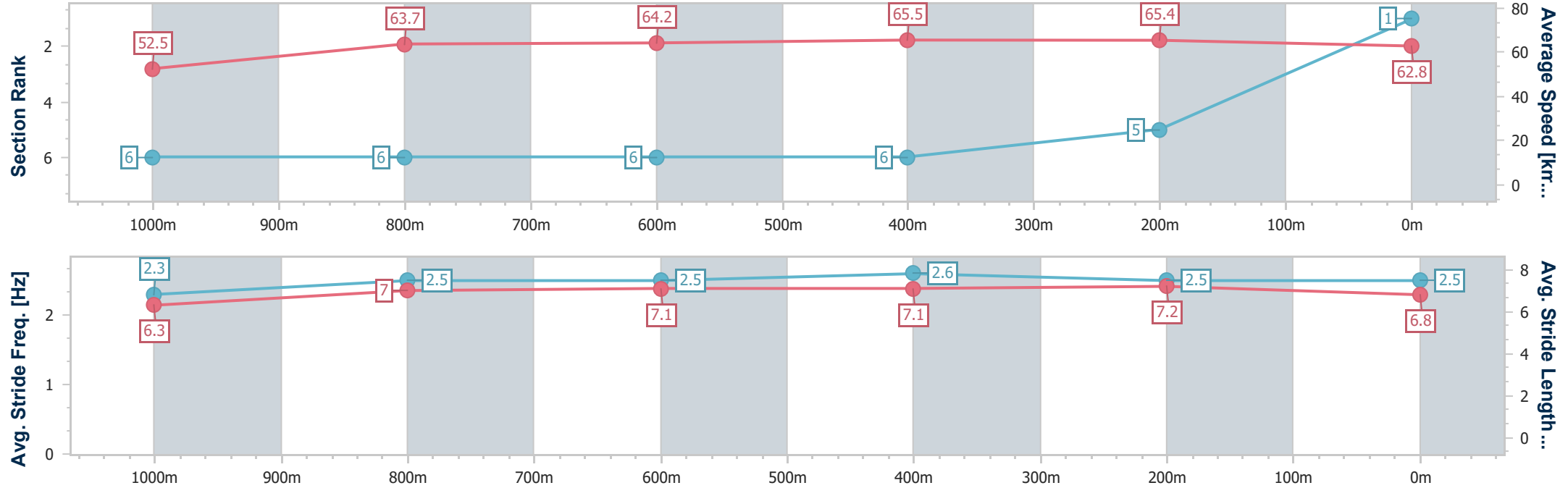


RockhamptonProfessional
Race 3: WELCOME RJC GOLD CLUB BENCHMARK 70
Handicap - 1100m
14 June 2025 - 14:34



Track Rating: Soft 5, Weather: Fine, Rail Position: +8m Entire

Section	Overall	1000m	800m	600m	400m	200m								
Section Times	1:02.77 [1] (0:06.85)	0:55.92 [6] (0:11.22)	0:44.70 [6] (0:11.22)	0:33.48 [6] (0:10.98)	0:22.50 [6] (0:11.02)	0:11.48 [5] (0:11.48)								
Average Speed [km/h]	52.5	63.7	64.2	65.5	65.4	62.8								
Top Speed [km/h]	60.8	66.4	66.3	67.3	67.5	64.2								
Avg. Dist. to Rail [m]	2.7	1.2	0.8	1.4	1.2	1.6								
Avg. Stride Freq. [Hz]	2.3	2.5	2.5	2.6	2.5	2.5								
Avg. Stride Length [m]	6.3	7.0	7.1	7.1	7.2	6.8								





Horse/Jockey Name	Henry's Blade
Final Rank	2
Fastest Section Time (Section)	0:06.44 (Overall)
Top Speed [km/h] (Section)	67.2 (400m)
Race State	Finished

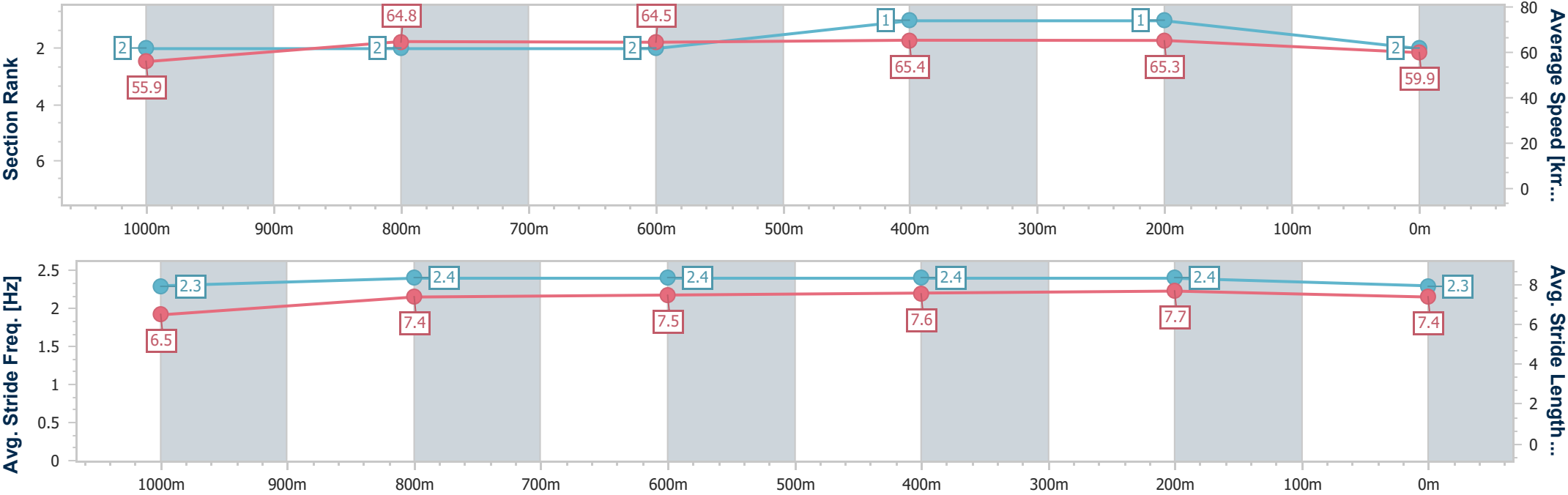


RockhamptonProfessional
Race 3: WELCOME RJC GOLD CLUB BENCHMARK 70
Handicap - 1100m
14 June 2025 - 14:34



Track Rating: Soft 5, Weather: Fine, Rail Position: +8m Entire

Section	Overall	1000m	800m	600m	400m	200m								
Section Times	1:02.89 [2] (0:06.44)	0:56.45 [2] (0:11.14)	0:45.31 [2] (0:11.23)	0:34.08 [2] (0:11.04)	0:23.04 [1] (0:11.02)	0:12.02 [1] (0:12.02)								
Average Speed [km/h]	55.9	64.8	64.5	65.4	65.3	59.9								
Top Speed [km/h]	64.5	66.7	66.5	67.1	67.2	63.4								
Avg. Dist. to Rail [m]	2.8	0.6	1.0	0.8	0.8	2.0								
Avg. Stride Freq. [Hz]	2.3	2.4	2.4	2.4	2.4	2.3								
Avg. Stride Length [m]	6.5	7.4	7.5	7.6	7.7	7.4								





Horse/Jockey Name	Street Glory
Final Rank	3
Fastest Section Time (Section)	0:06.45 (Overall)
Top Speed [km/h] (Section)	66.6 (600m)
Race State	Finished

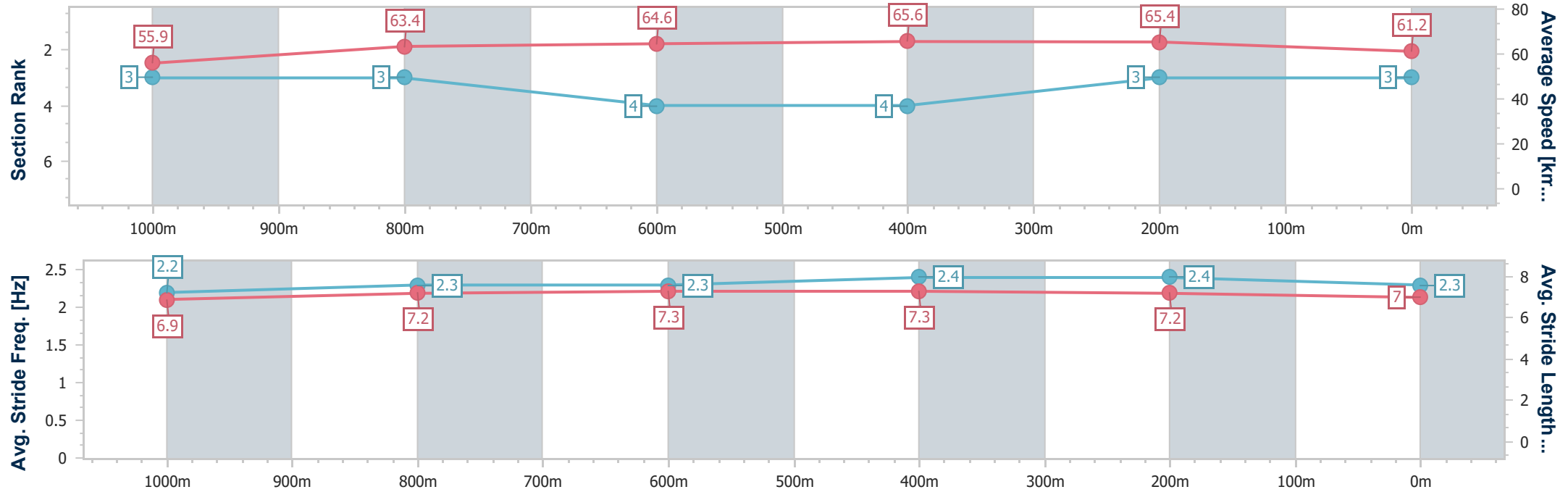


RockhamptonProfessional
Race 3: WELCOME RJC GOLD CLUB BENCHMARK 70
Handicap - 1100m
14 June 2025 - 14:34



Track Rating: Soft 5, Weather: Fine, Rail Position: +8m Entire

Section	Overall	1000m	800m	600m	400m	200m							
Section Times	1:02.94 [3] (0:06.45)	0:56.49 [3] (0:11.32)	0:45.17 [3] (0:11.40)	0:33.77 [4] (0:11.01)	0:22.76 [4] (0:11.00)	0:11.76 [3] (0:11.76)							
Average Speed [km/h]	55.9	63.4	64.6	65.6	65.4	61.2							
Top Speed [km/h]	60.1	66.1	65.6	66.6	66.5	64.2							
Avg. Dist. to Rail [m]	0.8	1.0	3.2	5.1	4.4	4.2							
Avg. Stride Freq. [Hz]	2.2	2.3	2.3	2.4	2.4	2.3							
Avg. Stride Length [m]	6.9	7.2	7.3	7.3	7.2	7.0							





Horse/Jockey Name	Capo Strada
Final Rank	4
Fastest Section Time (Section)	0:06.65 (Overall)
Top Speed [km/h] (Section)	68.2 (600m)
Race State	Finished

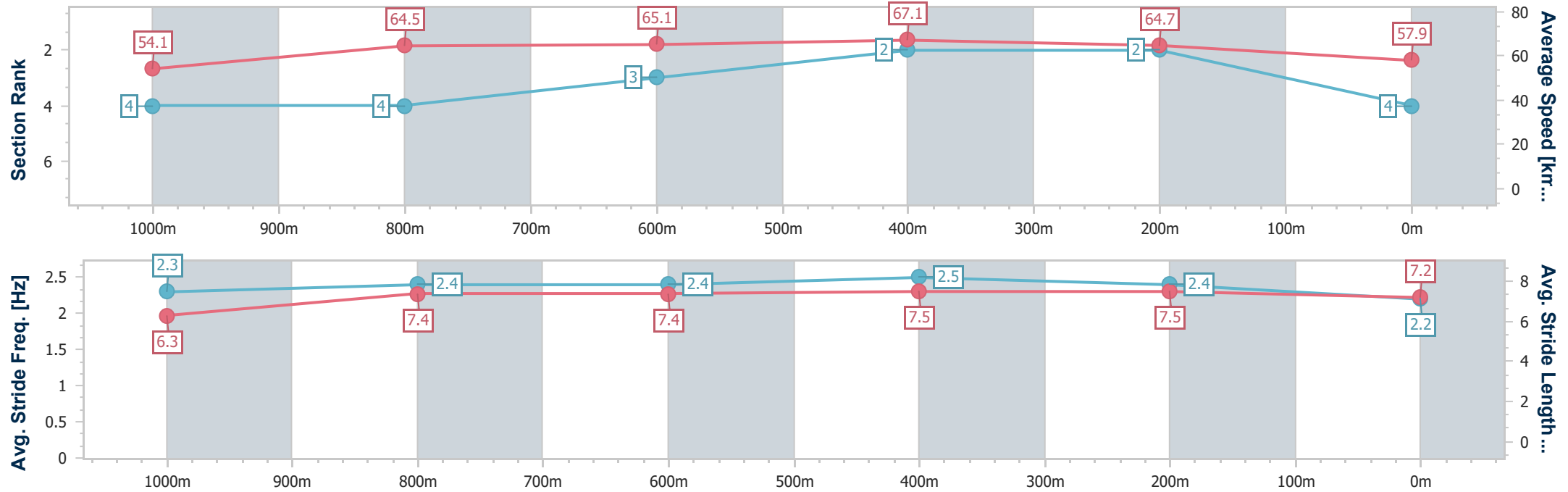


RockhamptonProfessional
Race 3: WELCOME RJC GOLD CLUB BENCHMARK 70
Handicap - 1100m
14 June 2025 - 14:34



Track Rating: Soft 5, Weather: Fine, Rail Position: +8m Entire

Section	Overall	1000m	800m	600m	400m	200m								
Section Times	1:03.40 [4] (0:06.65)	0:56.75 [4] (0:11.17)	0:45.58 [4] (0:11.27)	0:34.31 [3] (0:10.77)	0:23.54 [2] (0:11.10)	0:12.44 [2] (0:12.44)								
Average Speed [km/h]	54.1	64.5	65.1	67.1	64.7	57.9								
Top Speed [km/h]	61.7	66.1	66.2	68.2	66.9	61.9								
Avg. Dist. to Rail [m]	3.5	0.5	2.4	3.9	4.2	5.0								
Avg. Stride Freq. [Hz]	2.3	2.4	2.4	2.5	2.4	2.2								
Avg. Stride Length [m]	6.3	7.4	7.4	7.5	7.5	7.2								





Horse/Jockey Name	Corkscrew
Final Rank	5
Fastest Section Time (Section)	0:06.25 (Overall)
Top Speed [km/h] (Section)	65.5 (1000m)
Race State	Finished

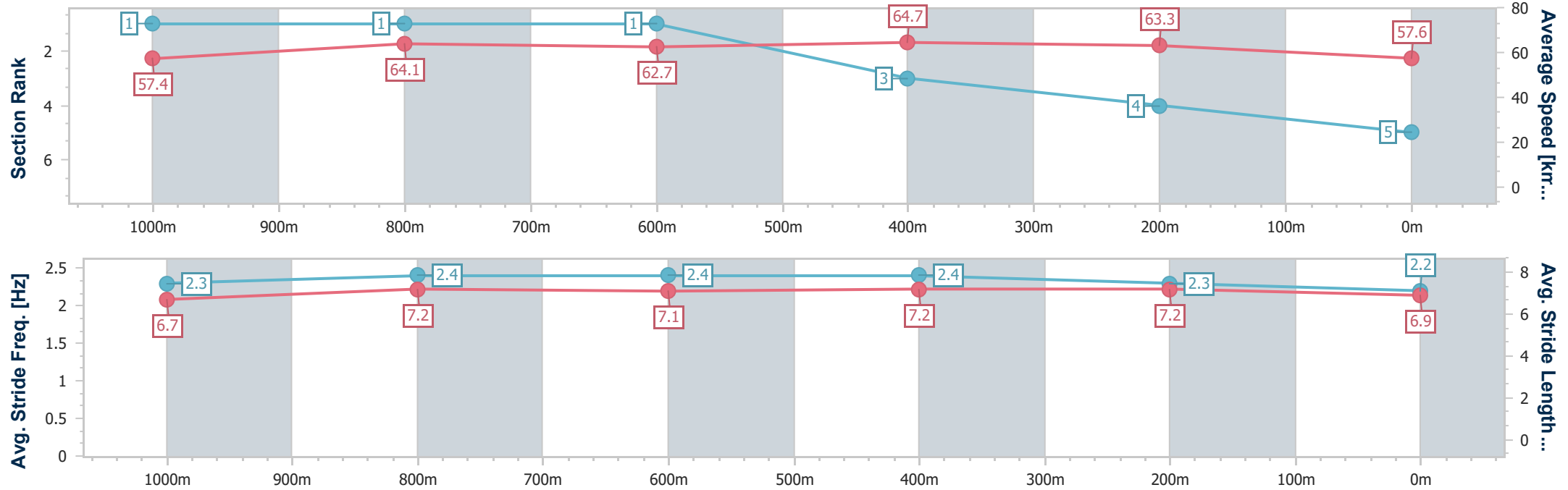


RockhamptonProfessional
Race 3: WELCOME RJC GOLD CLUB BENCHMARK 70
Handicap - 1100m
14 June 2025 - 14:34



Track Rating: Soft 5, Weather: Fine, Rail Position: +8m Entire

Section	Overall	1000m	800m	600m	400m	200m								
Section Times	1:03.78 [5] (0:06.25)	0:57.53 [1] (0:11.17)	0:46.36 [1] (0:11.37)	0:34.99 [1] (0:11.10)	0:23.89 [3] (0:11.39)	0:12.50 [4] (0:12.50)								
Average Speed [km/h]	57.4	64.1	62.7	64.7	63.3	57.6								
Top Speed [km/h]	62.4	65.5	64.1	65.3	65.1	61.2								
Avg. Dist. to Rail [m]	1.8	1.1	1.1	0.7	0.9	1.1								
Avg. Stride Freq. [Hz]	2.3	2.4	2.4	2.4	2.3	2.2								
Avg. Stride Length [m]	6.7	7.2	7.1	7.2	7.2	6.9								





Horse/Jockey Name	Zhuang Shi
Final Rank	6
Fastest Section Time (Section)	0:06.65 (Overall)
Top Speed [km/h] (Section)	66.7 (600m)
Race State	Finished

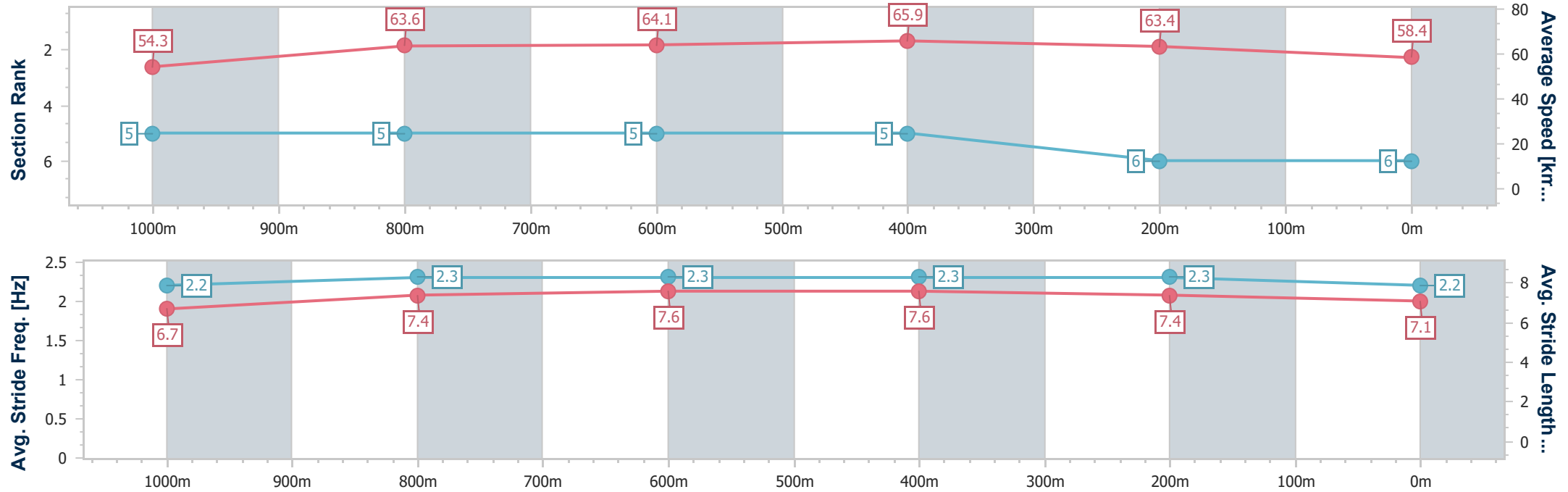


RockhamptonProfessional
Race 3: WELCOME RJC GOLD CLUB BENCHMARK 70
Handicap - 1100m
14 June 2025 - 14:34



Track Rating: Soft 5, Weather: Fine, Rail Position: +8m Entire

Section	Overall	1000m	800m	600m	400m	200m								
Section Times	1:03.92 [6] (0:06.65)	0:57.27 [5] (0:11.31)	0:45.96 [5] (0:11.33)	0:34.63 [5] (0:10.95)	0:23.68 [5] (0:11.36)	0:12.32 [6] (0:12.32)								
Average Speed [km/h]	54.3	63.6	64.1	65.9	63.4	58.4								
Top Speed [km/h]	60.2	64.6	65.2	66.7	66.1	61.0								
Avg. Dist. to Rail [m]	1.5	0.4	1.3	3.9	5.8	7.7								
Avg. Stride Freq. [Hz]	2.2	2.3	2.3	2.3	2.3	2.2								
Avg. Stride Length [m]	6.7	7.4	7.6	7.6	7.4	7.1								





Rockhampton Professional

Race 4: ROCKY CUP CARNIVAL ON SALE NOW Class 1 Handicap - 1050m

14 June 2025 - 15:09



Track Rating: Soft 5, Weather: Fine, Rail Position: +8m Entire

Section		Overall				1000m	800m	600m	400m	200m	Last 600m		
Field Times		1:00.72 (0:04.22)				0:56.50 (0:11.19)	0:45.31 (0:11.31)	0:34.00 (0:10.99)	0:23.01 (0:11.33)	0:11.68 (0:11.68)	0:34.00		
Rank	TAB	Horse/Jockey	Barrier	Top Speed [km/h]	Fastest Section							Margin	Distance Travelled [m]
1	6	CRIMSON DECIPHER	6	67.2	0:04.58	1:00.72 [1]	0:56.14 [9]	0:44.54 [10]	0:33.31 [9]	0:22.35 [9]	0:11.48 [6]	1:00.72	0:33.31
		Raul Silvera Olivera		400m	Overall	(0:04.58)	(0:11.60)	(0:11.23)	(0:10.96)	(0:10.87)	(0:11.48)		
2	4	IRISH ROCKET	9	66.9	0:04.22	1:01.12 [2]	0:56.90 [1]	0:45.62 [3]	0:34.32 [2]	0:23.33 [2]	0:12.08 [1]	2.35L	0:34.32 +6
		Jackson Murphy		1000m	Overall	(0:04.22)	(0:11.28)	(0:11.30)	(0:10.99)	(0:11.25)	(0:12.08)		
3	10	FRENCH WISH	8	67.3	0:04.36	1:01.15 [3]	0:56.79 [6]	0:45.47 [4]	0:34.07 [6]	0:23.11 [5]	0:12.01 [3]	2.53L	0:34.07 +5
		Leah Martyn		600m	Overall	(0:04.36)	(0:11.32)	(0:11.40)	(0:10.96)	(0:11.10)	(0:12.01)		
4	5	HEY JEALOUSY	10	67.3	0:04.35	1:01.23 [4]	0:56.88 [5]	0:45.32 [8]	0:33.96 [7]	0:23.10 [7]	0:12.06 [4]	3L	0:33.96 +8
		Sean Cormack		600m	Overall	(0:04.35)	(0:11.56)	(0:11.36)	(0:10.86)	(0:11.04)	(0:12.06)		
5	8	BOOM SIGHT	3	67.1	0:04.40	1:01.50 [5]	0:57.10 [8]	0:45.62 [7]	0:34.46 [4]	0:23.47 [4]	0:12.31 [5]	4.57L	0:34.46 +1
		Tasha Chambers		600m	Overall	(0:04.40)	(0:11.48)	(0:11.16)	(0:10.99)	(0:11.16)	(0:12.31)		
6	1	BEE TWO	2	67.1	0:04.30	1:01.56 [6]	0:57.26 [3]	0:46.15 [1]	0:34.84 [1]	0:23.85 [1]	0:12.50 [2]	4.96L	0:34.84 +1
		Warwick Satherley		1000m	Overall	(0:04.30)	(0:11.11)	(0:11.31)	(0:10.99)	(0:11.35)	(0:12.50)		
7	9	CRAFTY GODDESS	7	66.3	0:04.40	1:01.65 [7]	0:57.25 [7]	0:45.80 [6]	0:34.35 [8]	0:23.37 [8]	0:12.18 [7]	5.48L	0:34.35 +6
		Chris McIver		600m	Overall	(0:04.40)	(0:11.45)	(0:11.45)	(0:10.98)	(0:11.19)	(0:12.18)		
8	7	SILVERADO MISS	1	65.9	0:04.31	1:02.22 [8]	0:57.91 [4]	0:46.52 [5]	0:35.17 [5]	0:24.12 [6]	0:12.64 [8]	8.81L	0:35.17 +1
		Adam Sewell		600m	Overall	(0:04.31)	(0:11.39)	(0:11.35)	(0:11.05)	(0:11.48)	(0:12.64)		
9	3	LUCKY STRONG	5	66.5	0:04.23	1:03.06 [9]	0:58.83 [2]	0:47.62 [2]	0:36.20 [3]	0:25.10 [3]	0:13.48 [9]	13.76L	0:36.20 +4
		Amy Graham		1000m	Overall	(0:04.23)	(0:11.21)	(0:11.42)	(0:11.10)	(0:11.62)	(0:13.48)		
10	2	CRYPTIC PRISM	4	65.1	0:04.58	1:04.15 [10]	0:59.57 [10]	0:48.00 [9]	0:36.55 [10]	0:25.41 [10]	0:13.70 [10]	20.16L	0:36.55 -1
		Ashley Butler		600m	Overall	(0:04.58)	(0:11.57)	(0:11.45)	(0:11.14)	(0:11.71)	(0:13.70)		

Scratched: Carrara King (#13), Zouly (#11), Media Gem (#12)

Report Created: Sat 14 June 2025 15:24 GMT+10 (Note: Timing is based on position data)

Page 1/11

[] Ranking at each section and finish
-:-:- No data available at this section
NA No data available

SCN Saddle cloth number
DNF Did not finish
DNT Did not track

data processed by TRIPLESDATA



Horse/Jockey Name	Crimson Decipher
Final Rank	1
Fastest Section Time (Section)	0:04.58 (Overall)
Top Speed [km/h] (Section)	67.2 (400m)
Race State	Finished

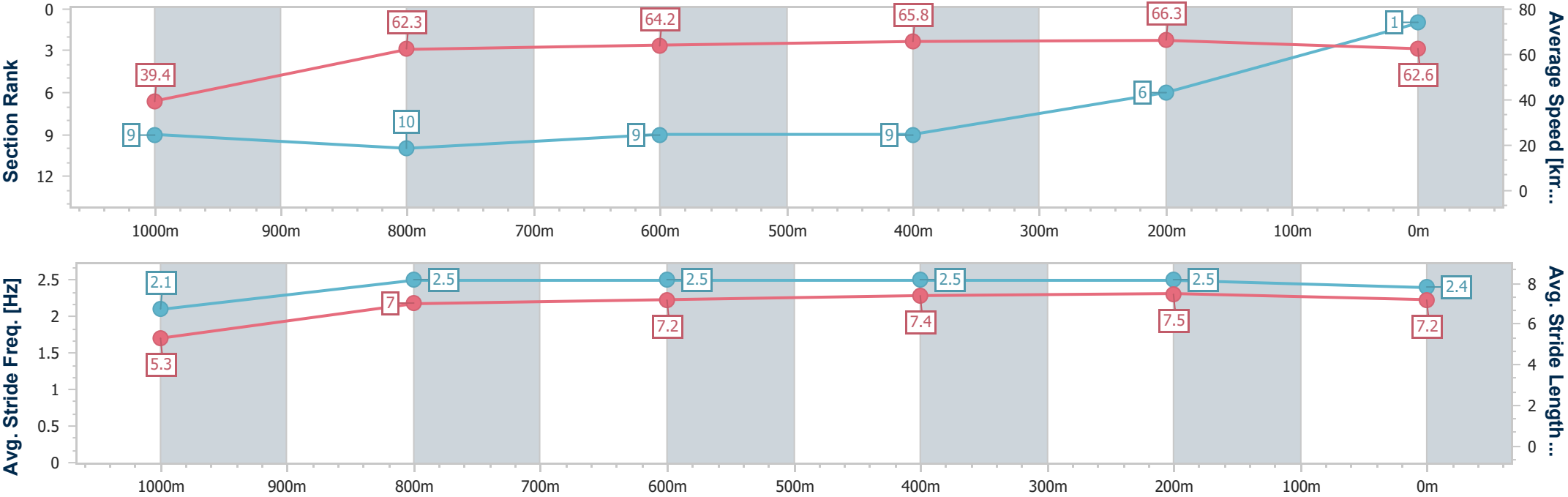


RockhamptonProfessional
Race 4: ROCKY CUP CARNIVAL ON SALE NOW Class 1
Handicap - 1050m
14 June 2025 - 15:09



Track Rating: Soft 5, Weather: Fine, Rail Position: +8m Entire

Section	Overall	1000m	800m	600m	400m	200m								
Section Times	1:00.72 [1] (0:04.58)	0:56.14 [9] (0:11.60)	0:44.54 [10] (0:11.23)	0:33.31 [9] (0:10.96)	0:22.35 [9] (0:10.87)	0:11.48 [6] (0:11.48)								
Average Speed [km/h]	39.4	62.3	64.2	65.8	66.3	62.6								
Top Speed [km/h]	54.6	64.5	65.7	67.1	67.2	64.5								
Avg. Dist. to Rail [m]	4.5	0.9	0.9	2.8	3.6	3.4								
Avg. Stride Freq. [Hz]	2.1	2.5	2.5	2.5	2.5	2.4								
Avg. Stride Length [m]	5.3	7.0	7.2	7.4	7.5	7.2								





Horse/Jockey Name	Irish Rocket
Final Rank	2
Fastest Section Time (Section)	0:04.22 (Overall)
Top Speed [km/h] (Section)	66.9 (1000m)
Race State	Finished

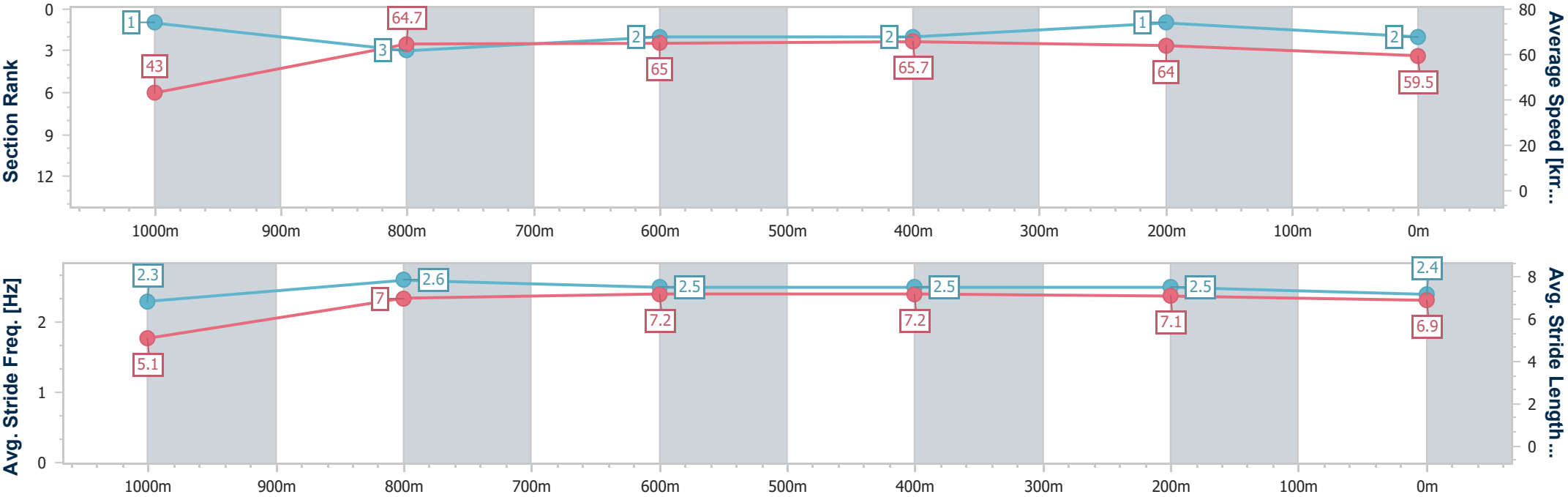


RockhamptonProfessional
Race 4: ROCKY CUP CARNIVAL ON SALE NOW Class 1
Handicap - 1050m
14 June 2025 - 15:09



Track Rating: Soft 5, Weather: Fine, Rail Position: +8m Entire

Section	Overall	1000m	800m	600m	400m	200m								
Section Times	1:01.12 [2] (0:04.22)	0:56.90 [1] (0:11.28)	0:45.62 [3] (0:11.30)	0:34.32 [2] (0:10.99)	0:23.33 [2] (0:11.25)	0:12.08 [1] (0:12.08)								
Average Speed [km/h]	43.0	64.7	65.0	65.7	64.0	59.5								
Top Speed [km/h]	57.6	66.9	66.0	66.6	65.5	62.5								
Avg. Dist. to Rail [m]	8.3	2.9	2.7	4.6	4.8	5.6								
Avg. Stride Freq. [Hz]	2.3	2.6	2.5	2.5	2.5	2.4								
Avg. Stride Length [m]	5.1	7.0	7.2	7.2	7.1	6.9								





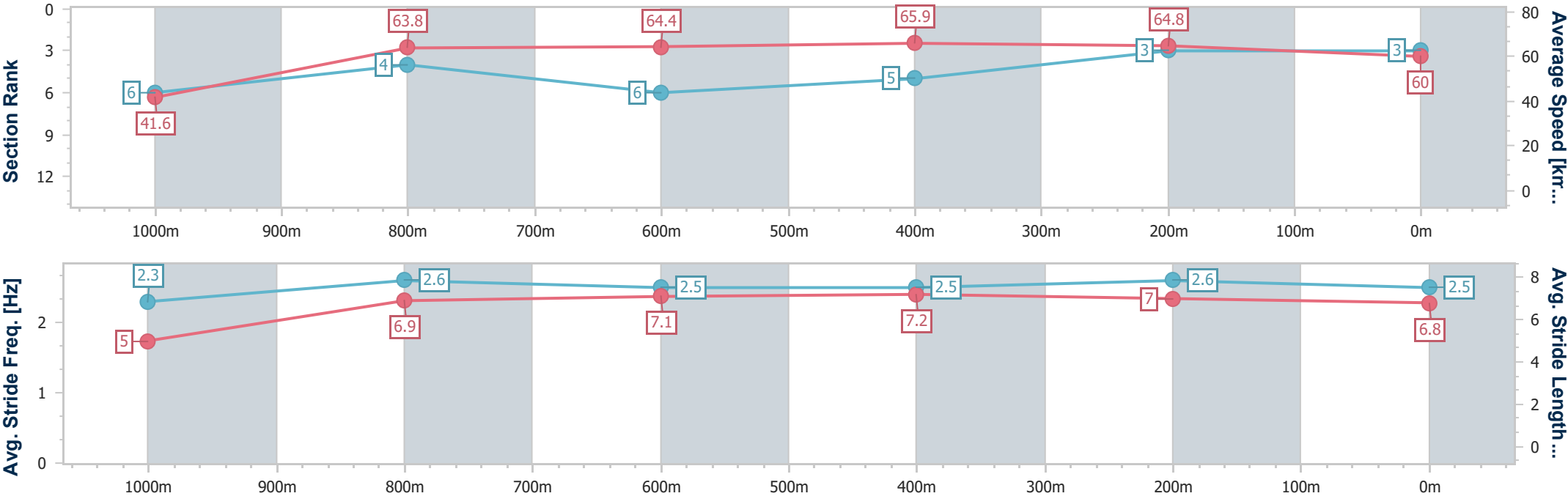
Horse/Jockey Name	French Wish
Final Rank	3
Fastest Section Time (Section)	0:04.36 (Overall)
Top Speed [km/h] (Section)	67.3 (600m)
Race State	Finished



RockhamptonProfessional
Race 4: ROCKY CUP CARNIVAL ON SALE NOW Class 1
Handicap - 1050m
14 June 2025 - 15:09
Track Rating: Soft 5, Weather: Fine, Rail Position: +8m Entire



Section	Overall	1000m	800m	600m	400m	200m								
Section Times	1:01.15 [3] (0:04.36)	0:56.79 [6] (0:11.32)	0:45.47 [4] (0:11.40)	0:34.07 [6] (0:10.96)	0:23.11 [5] (0:11.10)	0:12.01 [3] (0:12.01)								
Average Speed [km/h]	41.6	63.8	64.4	65.9	64.8	60.0								
Top Speed [km/h]	57.9	66.0	65.7	67.3	67.0	63.0								
Avg. Dist. to Rail [m]	5.7	0.8	2.7	5.1	7.0	7.5								
Avg. Stride Freq. [Hz]	2.3	2.6	2.5	2.5	2.6	2.5								
Avg. Stride Length [m]	5.0	6.9	7.1	7.2	7.0	6.8								





Horse/Jockey Name	Hey Jealousy
Final Rank	4
Fastest Section Time (Section)	0:04.35 (Overall)
Top Speed [km/h] (Section)	67.3 (600m)
Race State	Finished

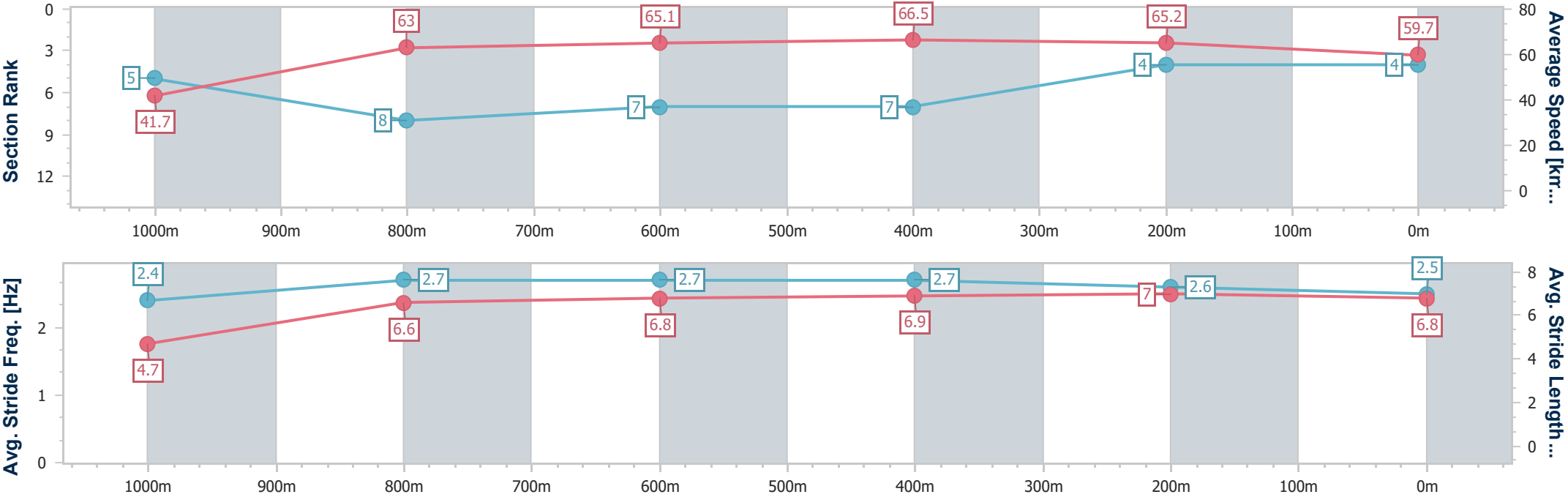


RockhamptonProfessional
Race 4: ROCKY CUP CARNIVAL ON SALE NOW Class 1
Handicap - 1050m
14 June 2025 - 15:09



Track Rating: Soft 5, Weather: Fine, Rail Position: +8m Entire

Section	Overall	1000m	800m	600m	400m	200m								
Section Times	1:01.23 [4] (0:04.35)	0:56.88 [5] (0:11.56)	0:45.32 [8] (0:11.36)	0:33.96 [7] (0:10.86)	0:23.10 [7] (0:11.04)	0:12.06 [4] (0:12.06)								
Average Speed [km/h]	41.7	63.0	65.1	66.5	65.2	59.7								
Top Speed [km/h]	56.8	66.1	66.9	67.3	67.2	63.1								
Avg. Dist. to Rail [m]	9.2	2.6	3.5	5.9	7.9	8.8								
Avg. Stride Freq. [Hz]	2.4	2.7	2.7	2.7	2.6	2.5								
Avg. Stride Length [m]	4.7	6.6	6.8	6.9	7.0	6.8								





Horse/Jockey Name	Boom Sight
Final Rank	5
Fastest Section Time (Section)	0:04.40 (Overall)
Top Speed [km/h] (Section)	67.1 (600m)
Race State	Finished

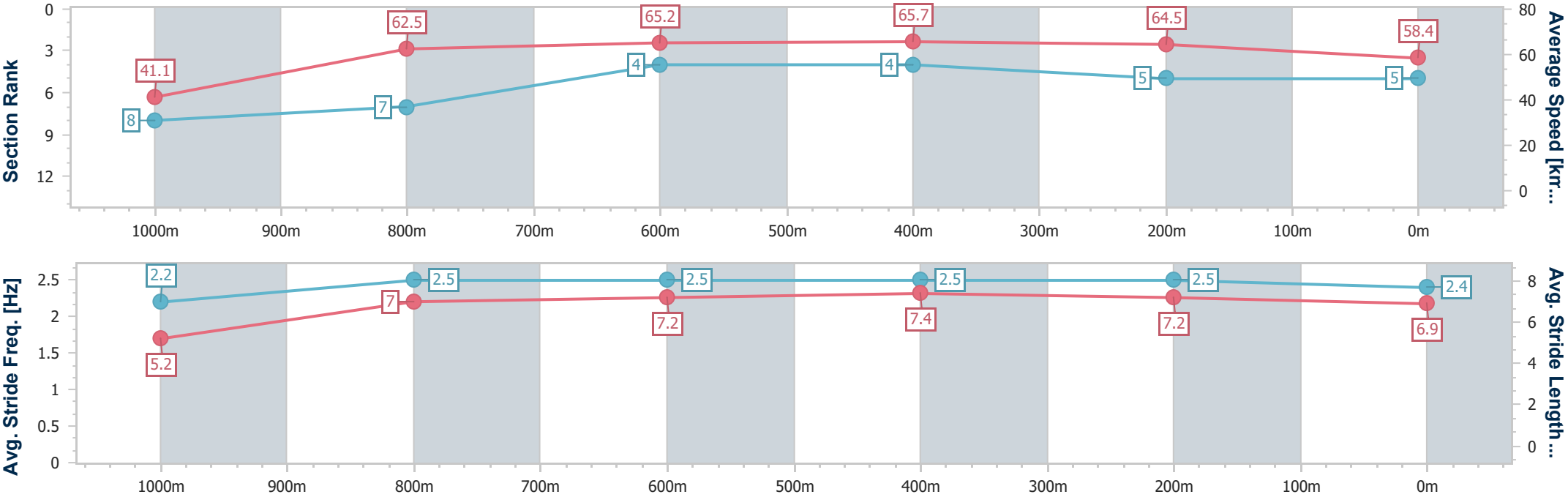


RockhamptonProfessional
Race 4: ROCKY CUP CARNIVAL ON SALE NOW Class 1
Handicap - 1050m
14 June 2025 - 15:09



Track Rating: Soft 5, Weather: Fine, Rail Position: +8m Entire

Section	Overall	1000m	800m	600m	400m	200m								
Section Times	1:01.50 [5] (0:04.40)	0:57.10 [8] (0:11.48)	0:45.62 [7] (0:11.16)	0:34.46 [4] (0:10.99)	0:23.47 [4] (0:11.16)	0:12.31 [5] (0:12.31)								
Average Speed [km/h]	41.1	62.5	65.2	65.7	64.5	58.4								
Top Speed [km/h]	55.7	64.7	66.1	67.1	66.5	61.5								
Avg. Dist. to Rail [m]	2.4	0.7	1.6	3.5	5.8	5.7								
Avg. Stride Freq. [Hz]	2.2	2.5	2.5	2.5	2.5	2.4								
Avg. Stride Length [m]	5.2	7.0	7.2	7.4	7.2	6.9								





Horse/Jockey Name	Bee Two
Final Rank	6
Fastest Section Time (Section)	0:04.30 (Overall)
Top Speed [km/h] (Section)	67.1 (1000m)
Race State	Finished

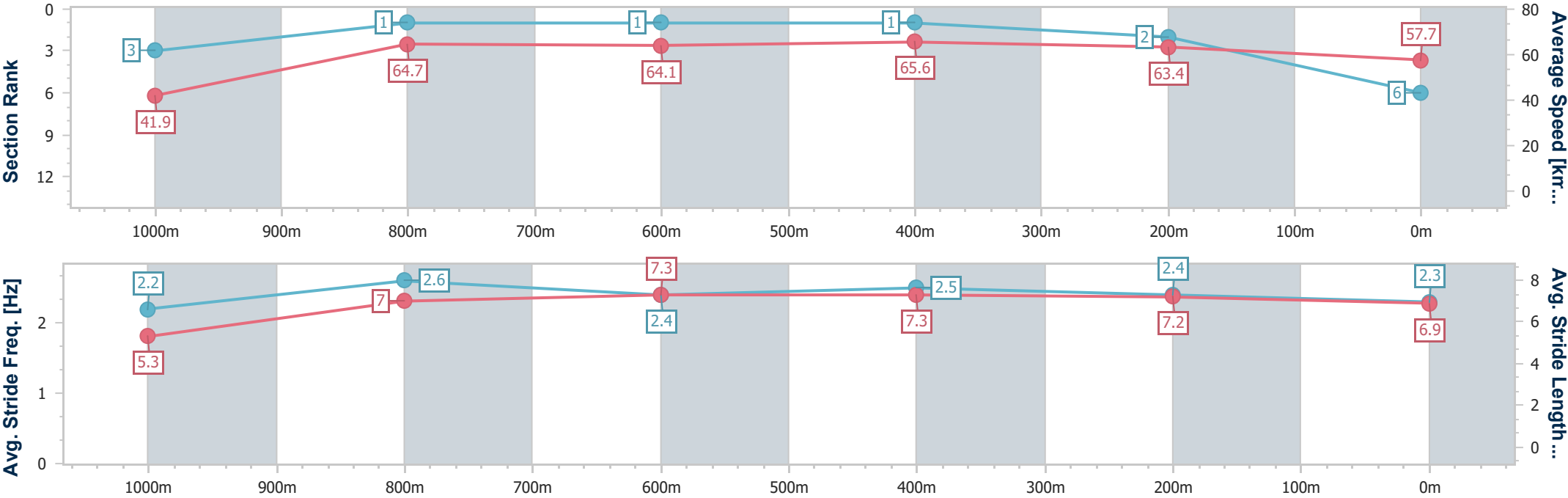


RockhamptonProfessional
Race 4: ROCKY CUP CARNIVAL ON SALE NOW Class 1
Handicap - 1050m
14 June 2025 - 15:09



Track Rating: Soft 5, Weather: Fine, Rail Position: +8m Entire

Section	Overall	1000m	800m	600m	400m	200m								
Section Times	1:01.56 [6] (0:04.30)	0:57.26 [3] (0:11.11)	0:46.15 [1] (0:11.31)	0:34.84 [1] (0:10.99)	0:23.85 [1] (0:11.35)	0:12.50 [2] (0:12.50)								
Average Speed [km/h]	41.9	64.7	64.1	65.6	63.4	57.7								
Top Speed [km/h]	57.0	67.1	66.9	66.2	65.7	60.8								
Avg. Dist. to Rail [m]	1.1	0.5	1.2	2.3	2.9	3.4								
Avg. Stride Freq. [Hz]	2.2	2.6	2.4	2.5	2.4	2.3								
Avg. Stride Length [m]	5.3	7.0	7.3	7.3	7.2	6.9								





Horse/Jockey Name	Crafty Goddess
Final Rank	7
Fastest Section Time (Section)	0:04.40 (Overall)
Top Speed [km/h] (Section)	66.3 (600m)
Race State	Finished

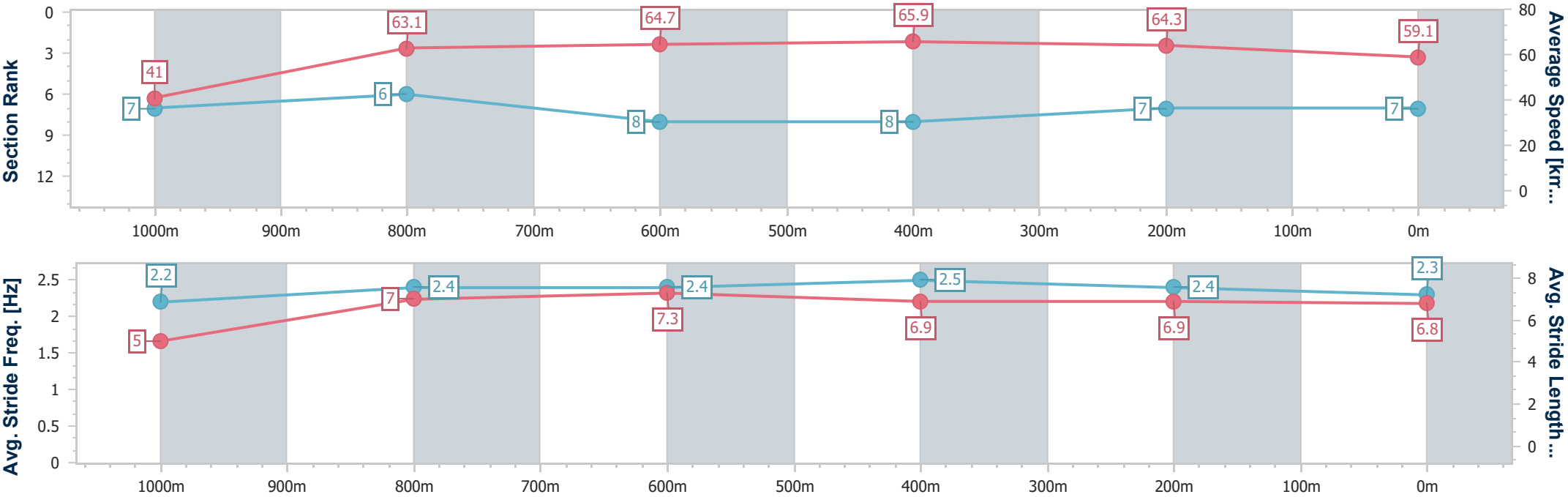


RockhamptonProfessional
Race 4: ROCKY CUP CARNIVAL ON SALE NOW Class 1
Handicap - 1050m
14 June 2025 - 15:09



Track Rating: Soft 5, Weather: Fine, Rail Position: +8m Entire

Section	Overall	1000m	800m	600m	400m	200m								
Section Times	1:01.65 [7] (0:04.40)	0:57.25 [7] (0:11.45)	0:45.80 [6] (0:11.45)	0:34.35 [8] (0:10.98)	0:23.37 [8] (0:11.19)	0:12.18 [7] (0:12.18)								
Average Speed [km/h]	41.0	63.1	64.7	65.9	64.3	59.1								
Top Speed [km/h]	56.8	65.1	66.2	66.3	66.2	62.6								
Avg. Dist. to Rail [m]	5.3	0.8	4.0	6.3	10.2	10.4								
Avg. Stride Freq. [Hz]	2.2	2.4	2.4	2.5	2.4	2.3								
Avg. Stride Length [m]	5.0	7.0	7.3	6.9	6.9	6.8								





Horse/Jockey Name	Silverado Miss
Final Rank	8
Fastest Section Time (Section)	0:04.31 (Overall)
Top Speed [km/h] (Section)	65.9 (600m)
Race State	Finished

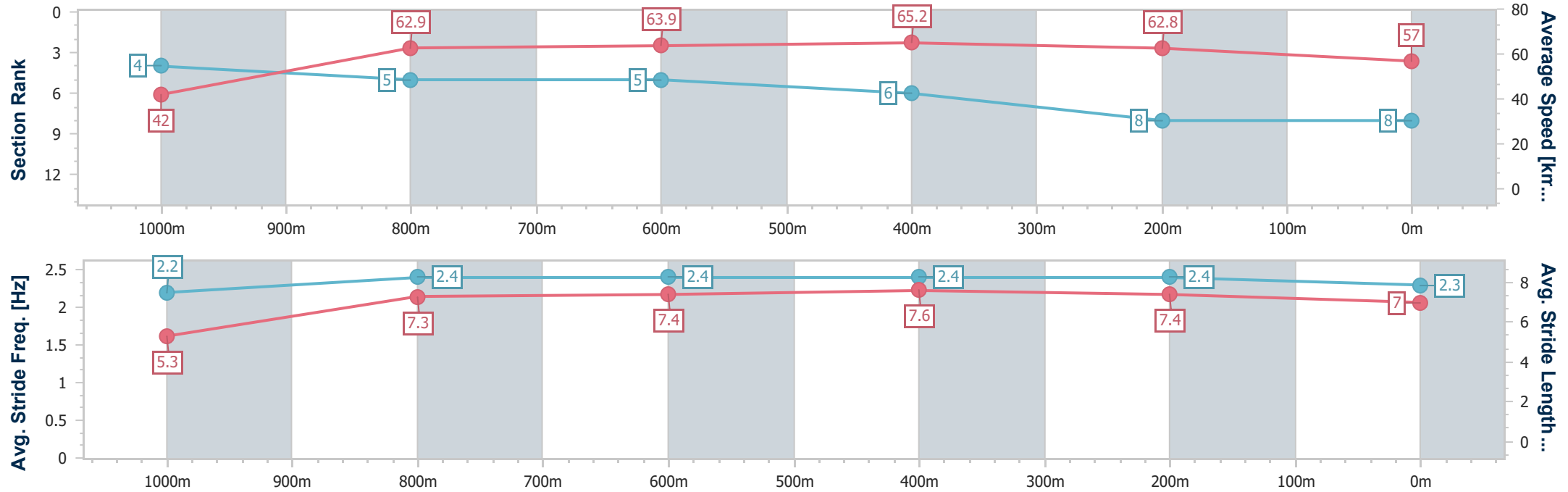


RockhamptonProfessional
Race 4: ROCKY CUP CARNIVAL ON SALE NOW Class 1
Handicap - 1050m
14 June 2025 - 15:09



Track Rating: Soft 5, Weather: Fine, Rail Position: +8m Entire

Section	Overall	1000m	800m	600m	400m	200m								
Section Times	1:02.22 [8] (0:04.31)	0:57.91 [4] (0:11.39)	0:46.52 [5] (0:11.35)	0:35.17 [5] (0:11.05)	0:24.12 [6] (0:11.48)	0:12.64 [8] (0:12.64)								
Average Speed [km/h]	42.0	62.9	63.9	65.2	62.8	57.0								
Top Speed [km/h]	57.8	65.7	65.7	65.9	64.9	60.4								
Avg. Dist. to Rail [m]	0.8	0.7	1.2	1.9	2.1	2.9								
Avg. Stride Freq. [Hz]	2.2	2.4	2.4	2.4	2.4	2.3								
Avg. Stride Length [m]	5.3	7.3	7.4	7.6	7.4	7.0								





Horse/Jockey Name	Lucky Strong
Final Rank	9
Fastest Section Time (Section)	0:04.23 (Overall)
Top Speed [km/h] (Section)	66.5 (1000m)
Race State	Finished

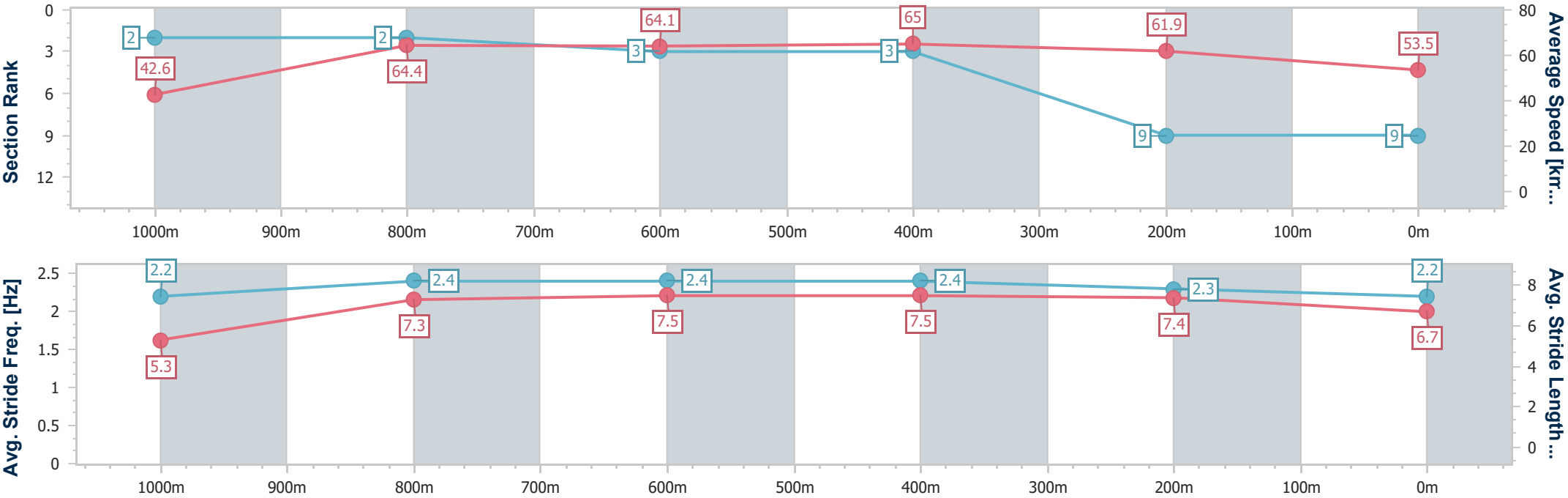


RockhamptonProfessional
Race 4: ROCKY CUP CARNIVAL ON SALE NOW Class 1
Handicap - 1050m
14 June 2025 - 15:09



Track Rating: Soft 5, Weather: Fine, Rail Position: +8m Entire

Section	Overall	1000m	800m	600m	400m	200m								
Section Times	1:03.06 [9] (0:04.23)	0:58.83 [2] (0:11.21)	0:47.62 [2] (0:11.42)	0:36.20 [3] (0:11.10)	0:25.10 [3] (0:11.62)	0:13.48 [9] (0:13.48)								
Average Speed [km/h]	42.6	64.4	64.1	65.0	61.9	53.5								
Top Speed [km/h]	57.2	66.5	66.1	65.7	64.0	59.7								
Avg. Dist. to Rail [m]	3.7	0.7	2.4	3.2	4.1	4.9								
Avg. Stride Freq. [Hz]	2.2	2.4	2.4	2.4	2.3	2.2								
Avg. Stride Length [m]	5.3	7.3	7.5	7.5	7.4	6.7								





Horse/Jockey Name	Cryptic Prism
Final Rank	10
Fastest Section Time (Section)	0:04.58 (Overall)
Top Speed [km/h] (Section)	65.1 (600m)
Race State	Finished

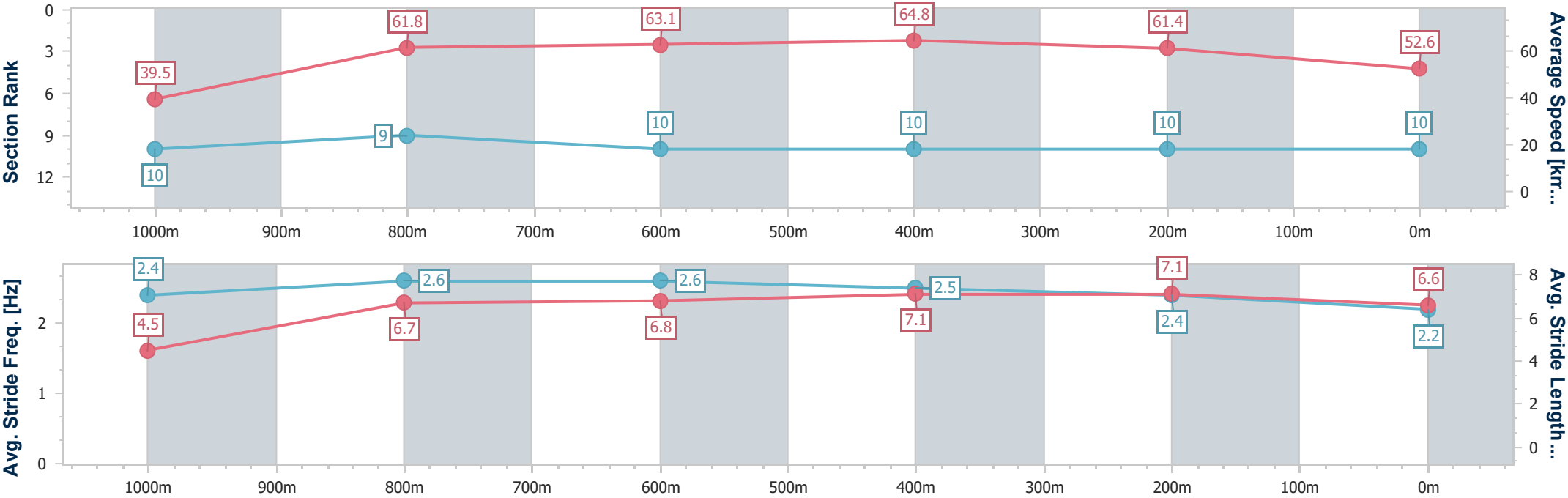


RockhamptonProfessional
Race 4: ROCKY CUP CARNIVAL ON SALE NOW Class 1
Handicap - 1050m
14 June 2025 - 15:09



Track Rating: Soft 5, Weather: Fine, Rail Position: +8m Entire

Section	Overall	1000m	800m	600m	400m	200m								
Section Times	1:04.15 [10] (0:04.58)	0:59.57 [10] (0:11.57)	0:48.00 [9] (0:11.45)	0:36.55 [10] (0:11.14)	0:25.41 [10] (0:11.71)	0:13.70 [10] (0:13.70)								
Average Speed [km/h]	39.5	61.8	63.1	64.8	61.4	52.6								
Top Speed [km/h]	53.3	63.9	64.1	65.1	64.8	60.8								
Avg. Dist. to Rail [m]	3.0	1.3	1.0	3.1	4.8	5.7								
Avg. Stride Freq. [Hz]	2.4	2.6	2.6	2.5	2.4	2.2								
Avg. Stride Length [m]	4.5	6.7	6.8	7.1	7.1	6.6								





Rockhampton Professional
Race 5: FRENCHVILLE SPORTS CLUB BENCHMARK 60 Handicap (QTIS
bonuses applicable for 3,4&5YO's) - 1200m
14 June 2025 - 15:50



Track Rating: Soft 5, Weather: Fine, Rail Position: +8m Entire

Section		Overall				1000m	800m	600m	400m	200m	Last 600m		
Field Times		1:10.07				0:57.08	0:45.89	0:33.99	0:22.61	0:11.53	0:33.99		
		(0:12.99)				(0:11.19)	(0:11.90)	(0:11.38)	(0:11.08)	(0:11.53)			
Rank	TAB	Horse/Jockey	Barrier	Top Speed [km/h]	Fastest Section						Margin	Distance Travelled [m]	
1	12	OUTBACK BANDIT	2	67.1	0:10.84	1:10.07 [1]	0:56.86 [4]	0:45.66 [4]	0:33.79 [4]	0:22.37 [4]	0:11.53 [1]	1:10.07	0:33.79
		Sean Cormack		400m	400m	(0:13.21)	(0:11.20)	(0:11.87)	(0:11.42)	(0:10.84)	(0:11.53)		
2	3	BOLD AND SMOOTH	4	66.7	0:11.06	1:10.61 [2]	0:57.54 [3]	0:46.37 [3]	0:34.48 [2]	0:23.10 [2]	0:12.04 [2]	3.21L	0:34.48 -3
		Leah Martyn		1000m	400m	(0:13.07)	(0:11.17)	(0:11.89)	(0:11.38)	(0:11.06)	(0:12.04)		
3	7	NORTHUMBRIA	8	67.4	0:11.22	1:10.86 [3]	0:57.55 [6]	0:46.33 [6]	0:34.53 [5]	0:23.13 [6]	0:11.91 [5]	4.66L	0:34.53 +5
		Warwick Satherley		Overall	1000m	(0:13.31)	(0:11.22)	(0:11.80)	(0:11.40)	(0:11.22)	(0:11.91)		
4	6	JUKEBOX GLOW	1	65.5	0:11.12	1:10.89 [4]	0:57.55 [7]	0:46.32 [7]	0:34.48 [7]	0:23.02 [8]	0:11.90 [6]	4.86L	0:34.48 +2
		Tasha Chambers		Overall	400m	(0:13.34)	(0:11.23)	(0:11.84)	(0:11.46)	(0:11.12)	(0:11.90)		
5	11	AMBERINGER	7	66.0	0:11.01	1:10.92 [5]	0:57.21 [10]	0:45.94 [10]	0:34.16 [10]	0:22.87 [10]	0:11.86 [8]	5L	0:34.16 +2
		Jackson Murphy		400m	400m	(0:13.71)	(0:11.27)	(0:11.78)	(0:11.29)	(0:11.01)	(0:11.86)		
6	1	PRETTY SLICK	9	66.5	0:11.19	1:10.97 [6]	0:57.75 [5]	0:46.50 [5]	0:34.59 [6]	0:23.28 [3]	0:12.09 [4]	5.29L	0:34.59 +8
		Brooke Johnson		1000m	400m	(0:13.22)	(0:11.25)	(0:11.91)	(0:11.31)	(0:11.19)	(0:12.09)		
7	8	THE LAST SAGA	5	66.1	0:11.21	1:11.09 [7]	0:57.63 [8]	0:46.42 [8]	0:34.61 [8]	0:23.31 [7]	0:12.09 [7]	6.01L	0:34.61 +4
		Chris McIver		1000m	1000m	(0:13.46)	(0:11.21)	(0:11.81)	(0:11.30)	(0:11.22)	(0:12.09)		
8	5	BELLZEN	10	66.8	0:11.16	1:11.21 [8]	0:57.59 [9]	0:46.43 [9]	0:34.53 [9]	0:23.25 [9]	0:12.09 [9]	6.69L	0:34.53 +13
		Nathan Thomas		400m	1000m	(0:13.62)	(0:11.16)	(0:11.90)	(0:11.28)	(0:11.16)	(0:12.09)		
9	9	NICCONORI	11	66.0	0:11.10	1:11.26 [9]	0:57.27 [11]	0:46.17 [11]	0:34.46 [11]	0:23.13 [11]	0:11.92 [10]	7L	0:34.46 -3
		Liv O'Donnell		400m	1000m	(0:13.99)	(0:11.10)	(0:11.71)	(0:11.33)	(0:11.21)	(0:11.92)		
10	4	CALL ME MARILYN	12	66.4	0:11.22	1:11.27 [10]	0:58.28 [1]	0:47.06 [2]	0:35.04 [3]	0:23.81 [1]	0:12.56 [3]	7.05L	0:35.04 +8
		Nikki Olzard		1000m	1000m	(0:12.99)	(0:11.22)	(0:12.02)	(0:11.23)	(0:11.25)	(0:12.56)		

Scratched: Outwitted (#10), Latin Love (#14), Tahkian Bubbles (#13), Barello (#2)

Report Created: Sat 14 June 2025 16:04 GMT+10 (Note: Timing is based on position data)

Page 1/13

[] Ranking at each section and finish
-:-:- No data available at this section
NA No data available

SCN Saddle cloth number
DNF Did not finish
DNT Did not track

data processed by  TRIPLESDATA



Rockhampton Professional
Race 5: FRENCHVILLE SPORTS CLUB BENCHMARK 60 Handicap (QTIS
bonuses applicable for 3,4&5YO's) - 1200m
14 June 2025 - 15:50



Track Rating: Soft 5, Weather: Fine, Rail Position: +8m Entire

Section					Overall	1000m	800m	600m	400m	200m	Last 600m			
Field Times					1:10.07 (0:12.99)	0:57.08 (0:11.19)	0:45.89 (0:11.90)	0:33.99 (0:11.38)	0:22.61 (0:11.08)	0:11.53 (0:11.53)	0:33.99			
Rank	TAB	Horse/Jockey	Barrier	Top Speed [km/h]	Fastest Section						Margin	Distance Travelled [m]		
11	15	COCO ROYALE	6	67.0	0:11.19	1:15.00 [11]	1:02.01 [2]	0:50.82 [1]	0:38.92 [1]	0:27.27 [5]	0:15.11 [11]	29.02L	0:38.92	+2
		Adam Sewell		1000m	1000m	(0:12.99)	(0:11.19)	(0:11.90)	(0:11.65)	(0:12.16)	(0:15.11)			

Scratched: Outwitted (#10), Latin Love (#14), Tahkian Bubbles (#13), Barello (#2)



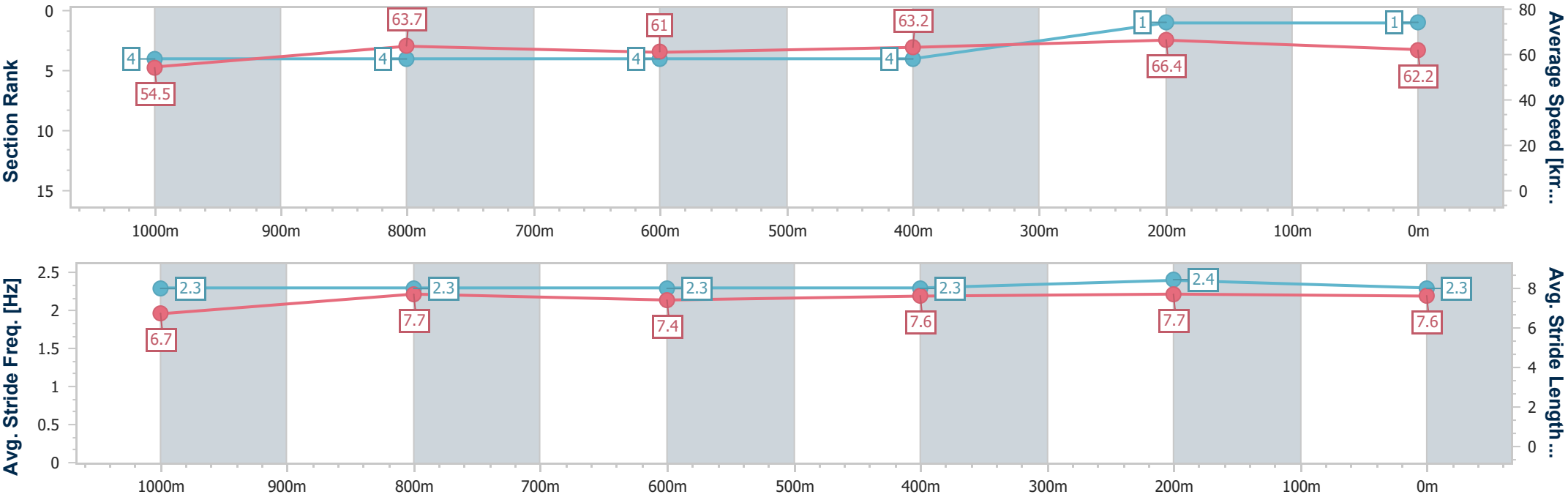
Horse/Jockey Name	Outback Bandit
Final Rank	1
Fastest Section Time (Section)	0:10.84 (400m)
Top Speed [km/h] (Section)	67.1 (400m)
Race State	Finished



RockhamptonProfessional
Race 5: FRENCHVILLE SPORTS CLUB BENCHMARK 60
Handicap (QTIS bonuses applicable for 3,4&5YO's) - 1200m
14 June 2025 - 15:50
Track Rating: Soft 5, Weather: Fine, Rail Position: +8m Entire



Section	Overall	1000m	800m	600m	400m	200m							
Section Times	1:10.07 [1] (0:13.21)	0:56.86 [4] (0:11.20)	0:45.66 [4] (0:11.87)	0:33.79 [4] (0:11.42)	0:22.37 [4] (0:10.84)	0:11.53 [1] (0:11.53)							
Average Speed [km/h]	54.5	63.7	61.0	63.2	66.4	62.2							
Top Speed [km/h]	66.1	66.6	63.0	66.6	67.1	65.2							
Avg. Dist. to Rail [m]	0.9	1.4	1.1	2.1	3.2	4.2							
Avg. Stride Freq. [Hz]	2.3	2.3	2.3	2.3	2.4	2.3							
Avg. Stride Length [m]	6.7	7.7	7.4	7.6	7.7	7.6							





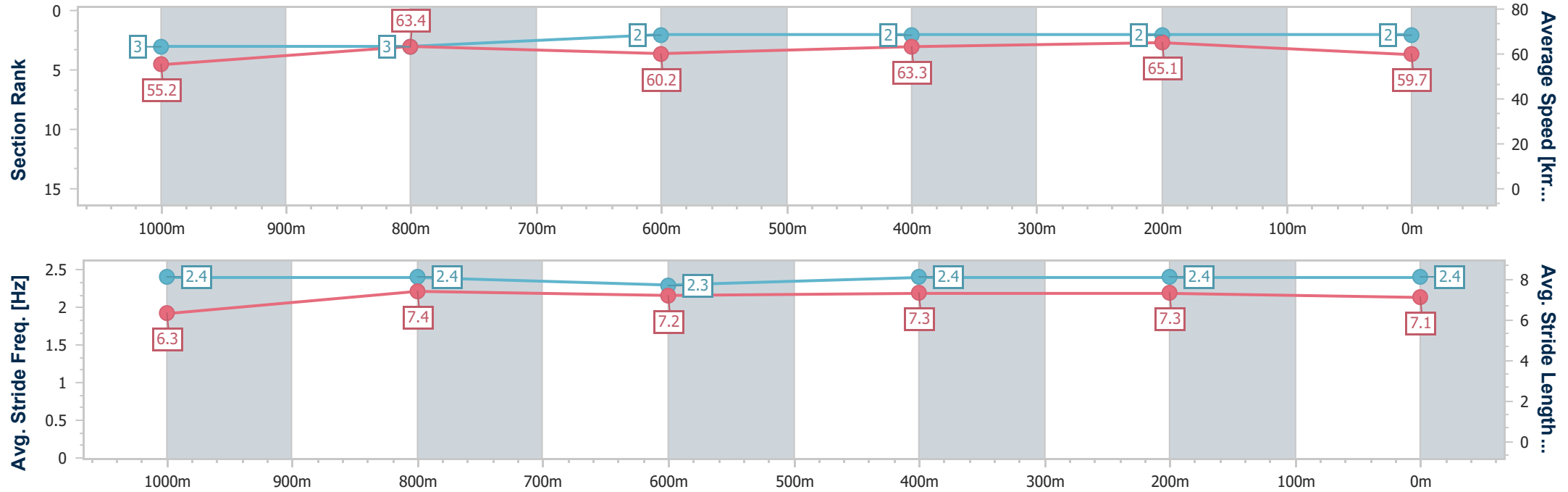
Horse/Jockey Name	Bold And Smooth
Final Rank	2
Fastest Section Time (Section)	0:11.06 (400m)
Top Speed [km/h] (Section)	66.7 (1000m)
Race State	Finished



RockhamptonProfessional
Race 5: FRENCHVILLE SPORTS CLUB BENCHMARK 60
Handicap (QTIS bonuses applicable for 3,4&5YO's) - 1200m
14 June 2025 - 15:50
Track Rating: Soft 5, Weather: Fine, Rail Position: +8m Entire



Section	Overall	1000m	800m	600m	400m	200m							
Section Times	1:10.61 [2] (0:13.07)	0:57.54 [3] (0:11.17)	0:46.37 [3] (0:11.89)	0:34.48 [2] (0:11.38)	0:23.10 [2] (0:11.06)	0:12.04 [2] (0:12.04)							
Average Speed [km/h]	55.2	63.4	60.2	63.3	65.1	59.7							
Top Speed [km/h]	66.4	66.7	62.6	64.9	66.0	63.7							
Avg. Dist. to Rail [m]	1.0	2.2	0.9	0.6	0.3	1.0							
Avg. Stride Freq. [Hz]	2.4	2.4	2.3	2.4	2.4	2.4							
Avg. Stride Length [m]	6.3	7.4	7.2	7.3	7.3	7.1							





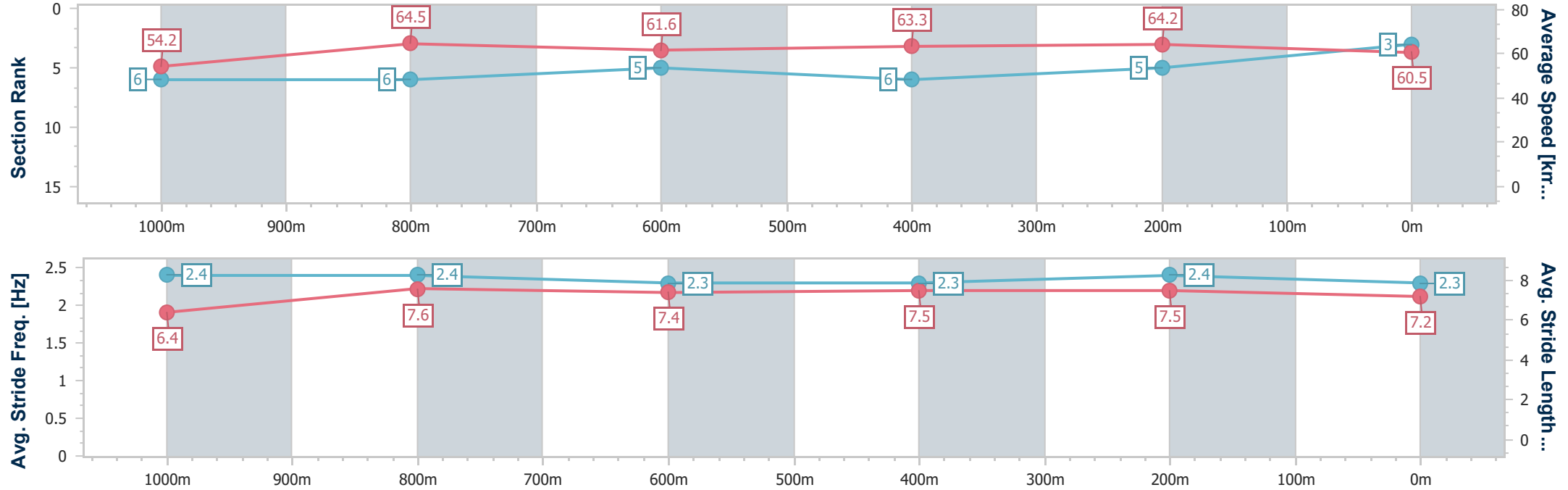
Horse/Jockey Name	Northumbria
Final Rank	3
Fastest Section Time (Section)	0:11.22 (1000m)
Top Speed [km/h] (Section)	67.4 (Overall)
Race State	Finished



RockhamptonProfessional
Race 5: FRENCHVILLE SPORTS CLUB BENCHMARK 60
Handicap (QTIS bonuses applicable for 3,4&5YO's) - 1200m
14 June 2025 - 15:50
Track Rating: Soft 5, Weather: Fine, Rail Position: +8m Entire



Section	Overall	1000m	800m	600m	400m	200m							
Section Times	1:10.86 [3] (0:13.31)	0:57.55 [6] (0:11.22)	0:46.33 [6] (0:11.80)	0:34.53 [5] (0:11.40)	0:23.13 [6] (0:11.22)	0:11.91 [5] (0:11.91)							
Average Speed [km/h]	54.2	64.5	61.6	63.3	64.2	60.5							
Top Speed [km/h]	67.4	67.1	63.0	65.7	65.0	62.9							
Avg. Dist. to Rail [m]	4.3	0.8	1.4	3.4	5.7	7.3							
Avg. Stride Freq. [Hz]	2.4	2.4	2.3	2.3	2.4	2.3							
Avg. Stride Length [m]	6.4	7.6	7.4	7.5	7.5	7.2							





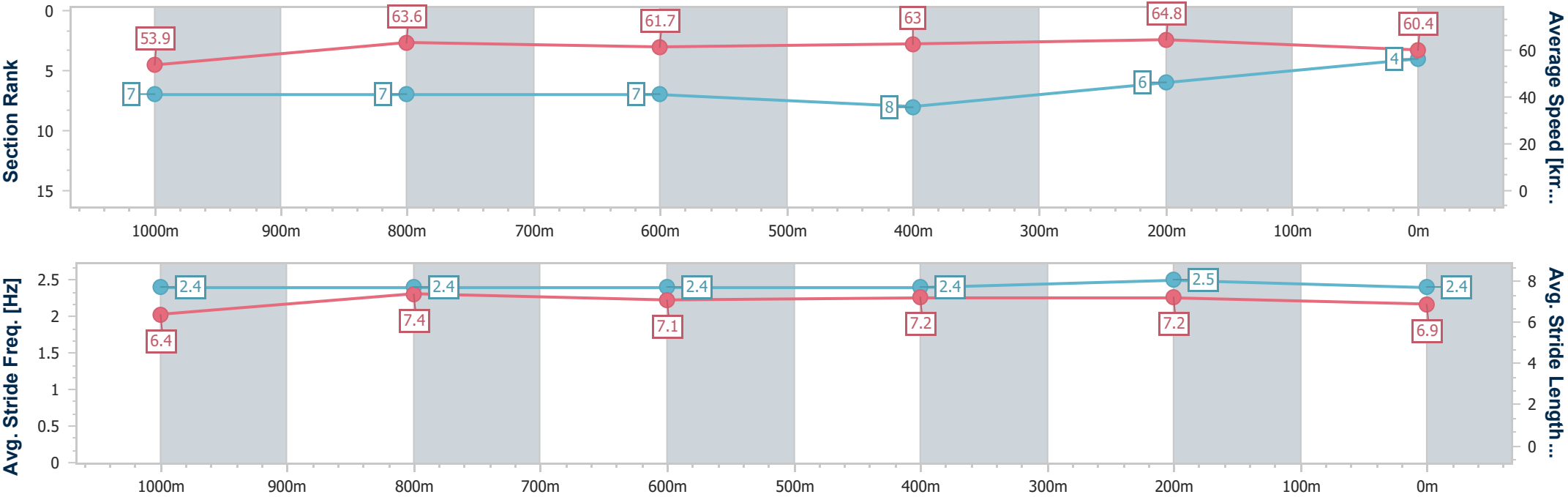
Horse/Jockey Name	Jukebox Glow
Final Rank	4
Fastest Section Time (Section)	0:11.12 (400m)
Top Speed [km/h] (Section)	65.5 (Overall)
Race State	Finished



RockhamptonProfessional
Race 5: FRENCHVILLE SPORTS CLUB BENCHMARK 60
Handicap (QTIS bonuses applicable for 3,4&5YO's) - 1200m
14 June 2025 - 15:50
Track Rating: Soft 5, Weather: Fine, Rail Position: +8m Entire



Section	Overall	1000m	800m	600m	400m	200m								
Section Times	1:10.89 [4] (0:13.34)	0:57.55 [7] (0:11.23)	0:46.32 [7] (0:11.84)	0:34.48 [7] (0:11.46)	0:23.02 [8] (0:11.12)	0:11.90 [6] (0:11.90)								
Average Speed [km/h]	53.9	63.6	61.7	63.0	64.8	60.4								
Top Speed [km/h]	65.5	65.4	63.2	64.9	65.0	64.2								
Avg. Dist. to Rail [m]	2.1	1.6	1.9	2.9	0.8	1.3								
Avg. Stride Freq. [Hz]	2.4	2.4	2.4	2.4	2.5	2.4								
Avg. Stride Length [m]	6.4	7.4	7.1	7.2	7.2	6.9								





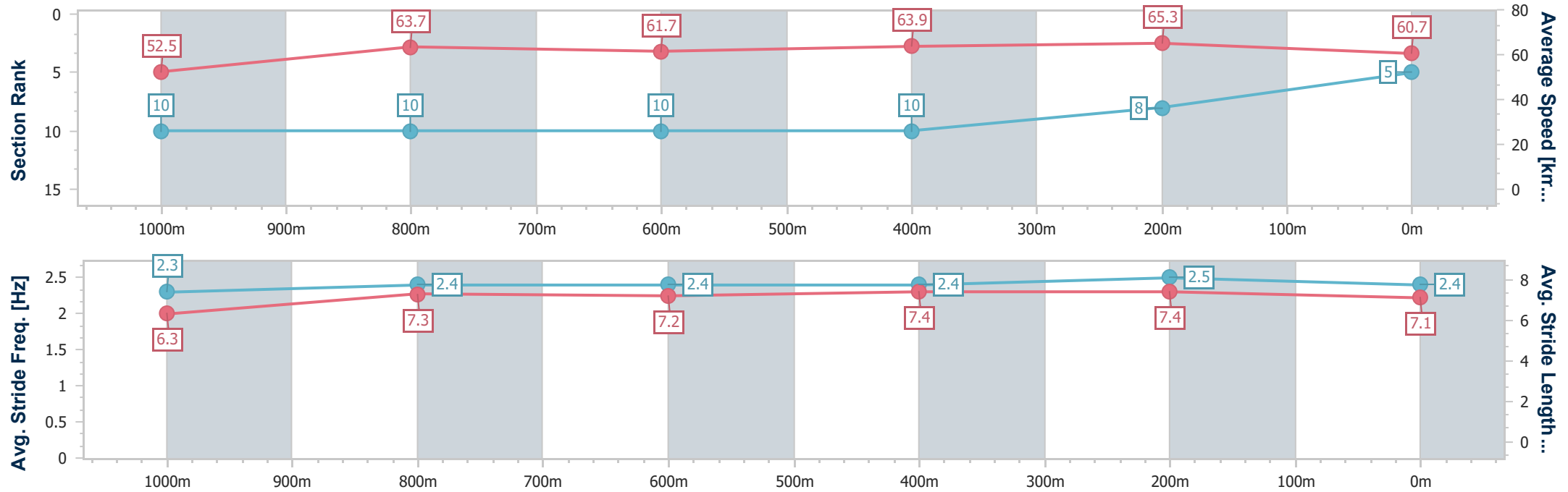
Horse/Jockey Name	Amberinger
Final Rank	5
Fastest Section Time (Section)	0:11.01 (400m)
Top Speed [km/h] (Section)	66.0 (400m)
Race State	Finished



RockhamptonProfessional
Race 5: FRENCHVILLE SPORTS CLUB BENCHMARK 60
Handicap (QTIS bonuses applicable for 3,4&5YO's) - 1200m
14 June 2025 - 15:50
Track Rating: Soft 5, Weather: Fine, Rail Position: +8m Entire



Section	Overall	1000m	800m	600m	400m	200m							
Section Times	1:10.92 [5] (0:13.71)	0:57.21 [10] (0:11.27)	0:45.94 [10] (0:11.78)	0:34.16 [10] (0:11.29)	0:22.87 [10] (0:11.01)	0:11.86 [8] (0:11.86)							
Average Speed [km/h]	52.5	63.7	61.7	63.9	65.3	60.7							
Top Speed [km/h]	64.5	65.9	62.6	65.9	66.0	64.2							
Avg. Dist. to Rail [m]	2.4	0.4	1.4	3.8	7.8	10.8							
Avg. Stride Freq. [Hz]	2.3	2.4	2.4	2.4	2.5	2.4							
Avg. Stride Length [m]	6.3	7.3	7.2	7.4	7.4	7.1							





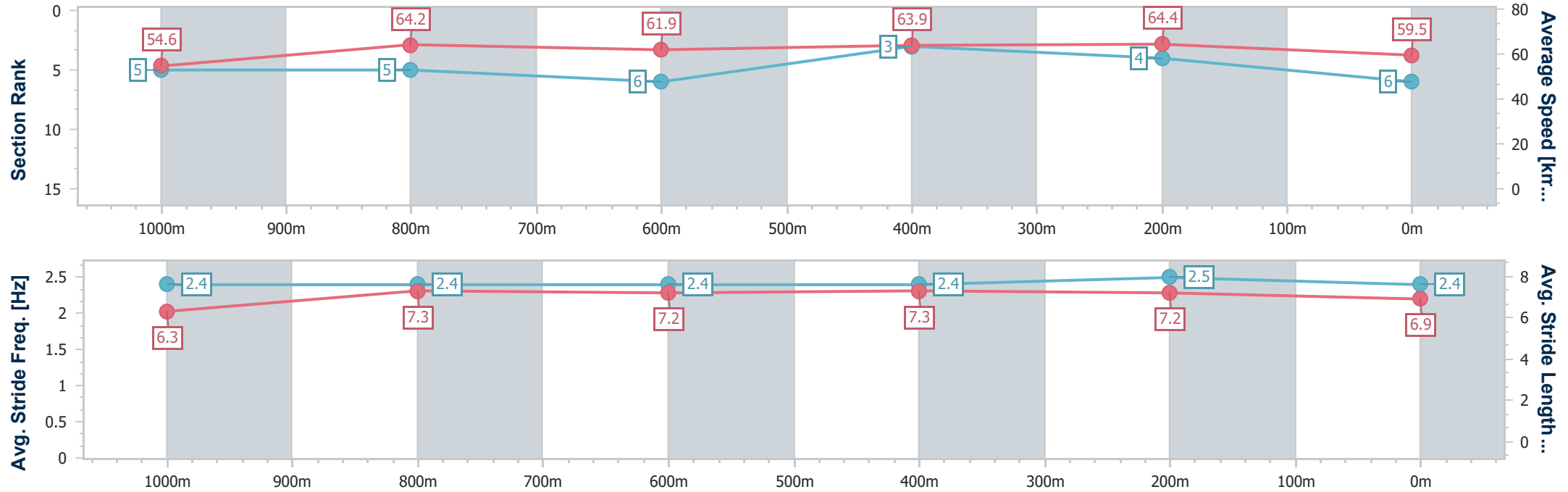
Horse/Jockey Name	Pretty Slick
Final Rank	6
Fastest Section Time (Section)	0:11.19 (400m)
Top Speed [km/h] (Section)	66.5 (1000m)
Race State	Finished



RockhamptonProfessional
Race 5: FRENCHVILLE SPORTS CLUB BENCHMARK 60
Handicap (QTIS bonuses applicable for 3,4&5YO's) - 1200m
14 June 2025 - 15:50
Track Rating: Soft 5, Weather: Fine, Rail Position: +8m Entire



Section	Overall	1000m	800m	600m	400m	200m								
Section Times	1:10.97 [6] (0:13.22)	0:57.75 [5] (0:11.25)	0:46.50 [5] (0:11.91)	0:34.59 [6] (0:11.31)	0:23.28 [3] (0:11.19)	0:12.09 [4] (0:12.09)								
Average Speed [km/h]	54.6	64.2	61.9	63.9	64.4	59.5								
Top Speed [km/h]	66.5	66.5	64.4	65.3	65.5	62.7								
Avg. Dist. to Rail [m]	4.2	0.8	3.1	4.6	6.3	7.4								
Avg. Stride Freq. [Hz]	2.4	2.4	2.4	2.4	2.5	2.4								
Avg. Stride Length [m]	6.3	7.3	7.2	7.3	7.2	6.9								





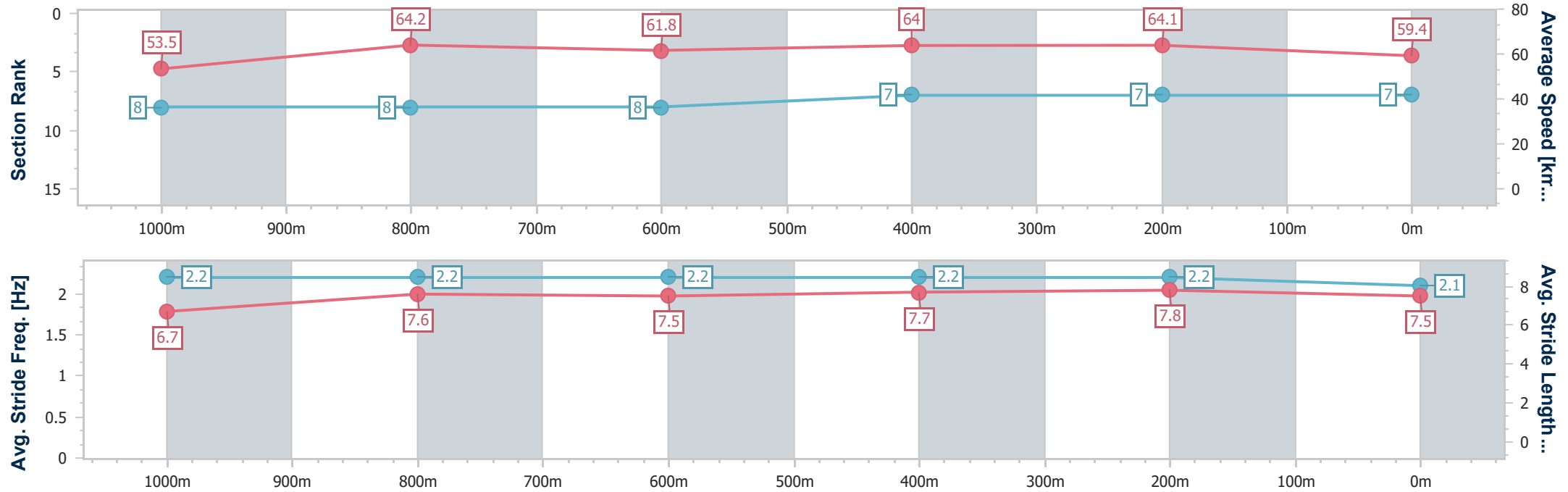
Horse/Jockey Name	The Last Saga
Final Rank	7
Fastest Section Time (Section)	0:11.21 (1000m)
Top Speed [km/h] (Section)	66.1 (1000m)
Race State	Finished



RockhamptonProfessional
Race 5: FRENCHVILLE SPORTS CLUB BENCHMARK 60
Handicap (QTIS bonuses applicable for 3,4&5YO's) - 1200m
14 June 2025 - 15:50
Track Rating: Soft 5, Weather: Fine, Rail Position: +8m Entire



Section	Overall	1000m	800m	600m	400m	200m								
Section Times	1:11.09 [7] (0:13.46)	0:57.63 [8] (0:11.21)	0:46.42 [8] (0:11.81)	0:34.61 [8] (0:11.30)	0:23.31 [7] (0:11.22)	0:12.09 [7] (0:12.09)								
Average Speed [km/h]	53.5	64.2	61.8	64.0	64.1	59.4								
Top Speed [km/h]	65.0	66.1	62.1	65.9	66.1	61.8								
Avg. Dist. to Rail [m]	1.6	0.2	1.8	5.0	8.5	9.0								
Avg. Stride Freq. [Hz]	2.2	2.2	2.2	2.2	2.2	2.1								
Avg. Stride Length [m]	6.7	7.6	7.5	7.7	7.8	7.5								





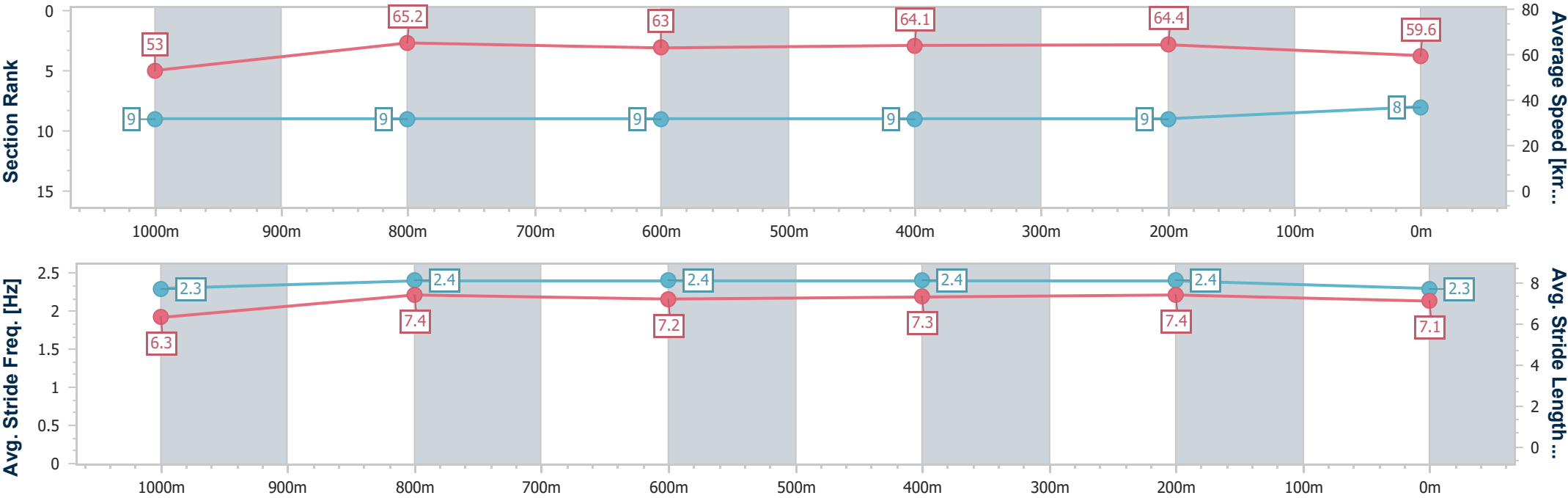
Horse/Jockey Name	Bellzen
Final Rank	8
Fastest Section Time (Section)	0:11.16 (1000m)
Top Speed [km/h] (Section)	66.8 (400m)
Race State	Finished



RockhamptonProfessional
Race 5: FRENCHVILLE SPORTS CLUB BENCHMARK 60
Handicap (QTIS bonuses applicable for 3,4&5YO's) - 1200m
14 June 2025 - 15:50
Track Rating: Soft 5, Weather: Fine, Rail Position: +8m Entire



Section	Overall	1000m	800m	600m	400m	200m								
Section Times	1:11.21 [8] (0:13.62)	0:57.59 [9] (0:11.16)	0:46.43 [9] (0:11.90)	0:34.53 [9] (0:11.28)	0:23.25 [9] (0:11.16)	0:12.09 [9] (0:12.09)								
Average Speed [km/h]	53.0	65.2	63.0	64.1	64.4	59.6								
Top Speed [km/h]	65.3	65.9	64.3	66.4	66.8	62.9								
Avg. Dist. to Rail [m]	4.4	1.7	5.4	5.8	6.6	8.4								
Avg. Stride Freq. [Hz]	2.3	2.4	2.4	2.4	2.4	2.3								
Avg. Stride Length [m]	6.3	7.4	7.2	7.3	7.4	7.1								





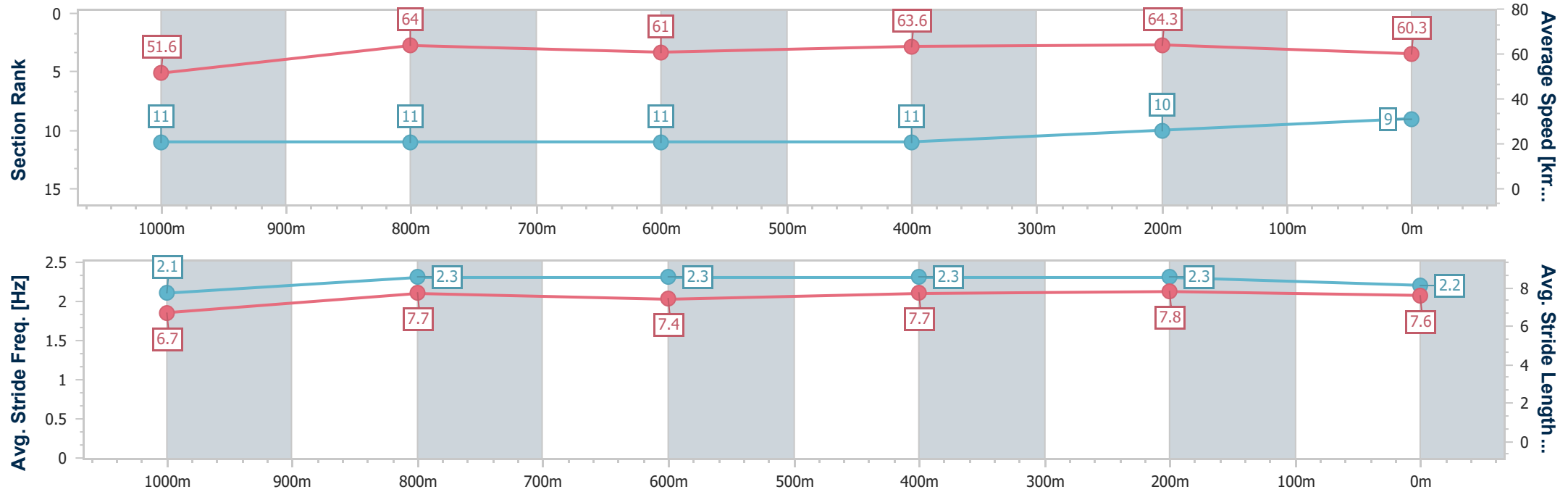
Horse/Jockey Name	Nicconori
Final Rank	9
Fastest Section Time (Section)	0:11.10 (1000m)
Top Speed [km/h] (Section)	66.0 (400m)
Race State	Finished



RockhamptonProfessional
Race 5: FRENCHVILLE SPORTS CLUB BENCHMARK 60
Handicap (QTIS bonuses applicable for 3,4&5YO's) - 1200m
14 June 2025 - 15:50
Track Rating: Soft 5, Weather: Fine, Rail Position: +8m Entire



Section	Overall	1000m	800m	600m	400m	200m								
Section Times	1:11.26 [9] (0:13.99)	0:57.27 [11] (0:11.10)	0:46.17 [11] (0:11.71)	0:34.46 [11] (0:11.33)	0:23.13 [11] (0:11.21)	0:11.92 [10] (0:11.92)								
Average Speed [km/h]	51.6	64.0	61.0	63.6	64.3	60.3								
Top Speed [km/h]	64.4	65.2	62.7	66.0	66.0	62.2								
Avg. Dist. to Rail [m]	4.3	2.0	1.0	1.1	4.2	7.9								
Avg. Stride Freq. [Hz]	2.1	2.3	2.3	2.3	2.3	2.2								
Avg. Stride Length [m]	6.7	7.7	7.4	7.7	7.8	7.6								





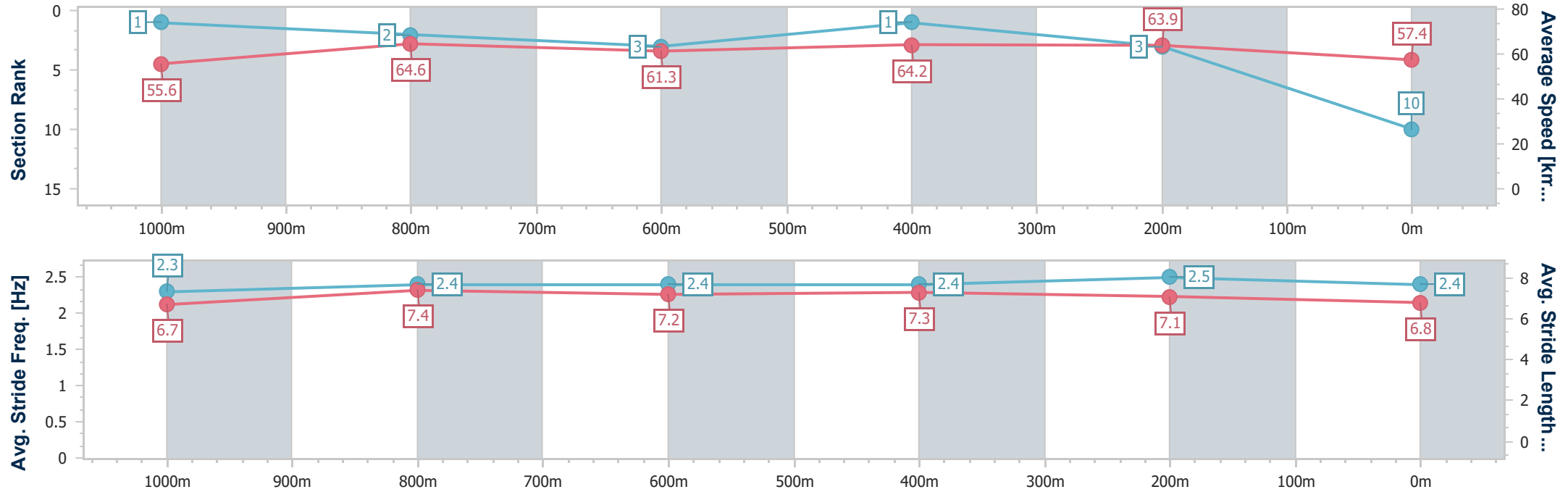
Horse/Jockey Name	Call Me Marilyn
Final Rank	10
Fastest Section Time (Section)	0:11.22 (1000m)
Top Speed [km/h] (Section)	66.4 (1000m)
Race State	Finished



RockhamptonProfessional
Race 5: FRENCHVILLE SPORTS CLUB BENCHMARK 60
Handicap (QTIS bonuses applicable for 3,4&5YO's) - 1200m
14 June 2025 - 15:50
Track Rating: Soft 5, Weather: Fine, Rail Position: +8m Entire



Section	Overall	1000m	800m	600m	400m	200m							
Section Times	1:11.27 [10] (0:12.99)	0:58.28 [1] (0:11.22)	0:47.06 [2] (0:12.02)	0:35.04 [3] (0:11.23)	0:23.81 [1] (0:11.25)	0:12.56 [3] (0:12.56)							
Average Speed [km/h]	55.6	64.6	61.3	64.2	63.9	57.4							
Top Speed [km/h]	66.1	66.4	62.5	65.1	65.7	61.6							
Avg. Dist. to Rail [m]	6.7	1.2	3.0	2.9	3.9	5.0							
Avg. Stride Freq. [Hz]	2.3	2.4	2.4	2.4	2.5	2.4							
Avg. Stride Length [m]	6.7	7.4	7.2	7.3	7.1	6.8							





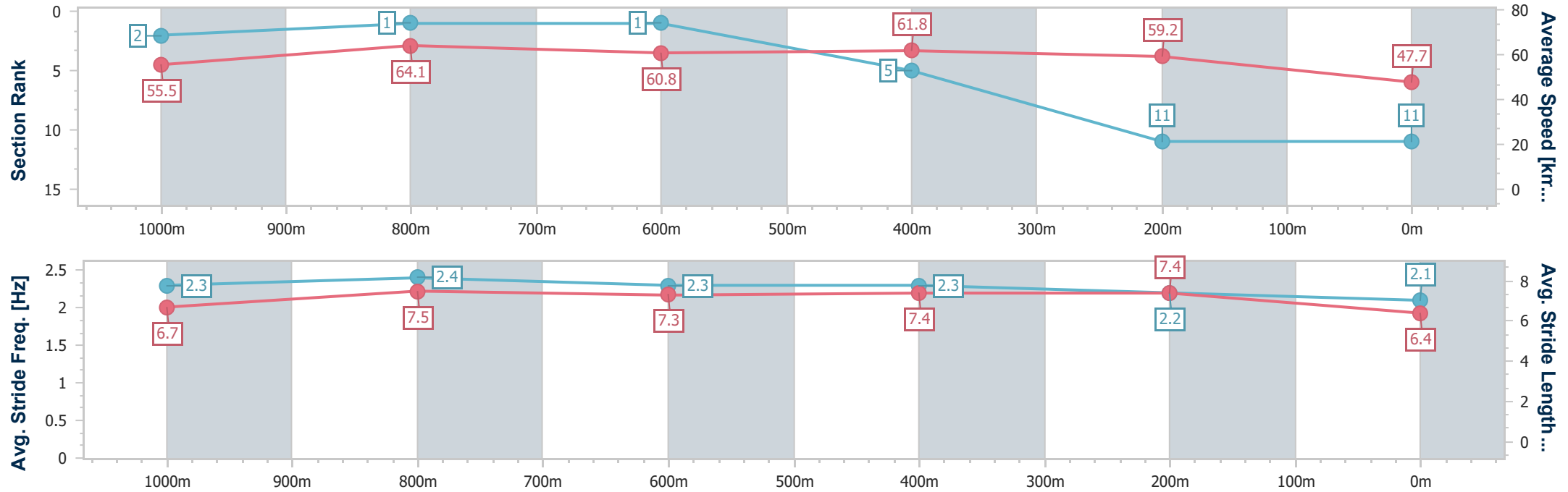
Horse/Jockey Name	Coco Royale
Final Rank	11
Fastest Section Time (Section)	0:11.19 (1000m)
Top Speed [km/h] (Section)	67.0 (1000m)
Race State	Finished



RockhamptonProfessional
Race 5: FRENCHVILLE SPORTS CLUB BENCHMARK 60
Handicap (QTIS bonuses applicable for 3,4&5YO's) - 1200m
14 June 2025 - 15:50
Track Rating: Soft 5, Weather: Fine, Rail Position: +8m Entire



Section	Overall	1000m	800m	600m	400m	200m								
Section Times	1:15.00 [11] (0:12.99)	1:02.01 [2] (0:11.19)	0:50.82 [1] (0:11.90)	0:38.92 [1] (0:11.65)	0:27.27 [5] (0:12.16)	0:15.11 [11] (0:15.11)								
Average Speed [km/h]	55.5	64.1	60.8	61.8	59.2	47.7								
Top Speed [km/h]	66.8	67.0	62.6	62.1	61.6	56.5								
Avg. Dist. to Rail [m]	2.1	0.7	0.9	0.6	2.3	3.6								
Avg. Stride Freq. [Hz]	2.3	2.4	2.3	2.3	2.2	2.1								
Avg. Stride Length [m]	6.7	7.5	7.3	7.4	7.4	6.4								





Rockhampton Professional
Race 6: TAB \$20,000 TRAINERS BONUS BENCHMARK 55 Handicap -
1400m
14 June 2025 - 16:25



Track Rating: Soft 5, Weather: Fine, Rail Position: +8m Entire

Section						Overall	1200m	1000m	800m	600m	400m	Last 600m	
Field Times						1:22.89 (0:12.40)	1:10.49 (0:11.55)	0:58.94 (0:11.66)	0:47.28 (0:11.93)	0:35.35 (0:11.70)	0:23.65 (0:11.52)	0:35.35	
Rank	TAB	Horse/Jockey	Barrier	Top Speed [km/h]	Fastest Section								Distance Travelled [m]
1	6	GENERAL HIPPO	10	63.4	0:11.46	1:22.89 [1]	1:10.28 [3]	0:58.63 [3]	0:47.06 [2]	0:35.15 [2]	0:23.56 [2]	0:35.15	
		Jackson Murphy		400m	400m	(0:12.61)	(0:11.65)	(0:11.57)	(0:11.91)	(0:11.59)	(0:11.46)		
2	15	MILAGRO	4	65.5	0:11.22	1:22.96 [2]	1:10.08 [6]	0:58.06 [6]	0:46.19 [7]	0:34.59 [7]	0:23.37 [5]	0:34.59 +2	
		Tasha Chambers		600m	600m	(0:12.88)	(0:12.02)	(0:11.87)	(0:11.60)	(0:11.22)	(0:11.26)		
3	4	VICTORY'S GHOST	5	65.1	0:11.47	1:23.04 [3]	1:10.61 [2]	0:58.86 [2]	0:47.16 [3]	0:35.27 [3]	0:23.57 [3]	0:35.27 -3	
		Leah Martyn		Overall	400m	(0:12.43)	(0:11.75)	(0:11.70)	(0:11.89)	(0:11.70)	(0:11.47)		
4	13	SPELLMASTER	6	64.6	0:11.52	1:23.06 [4]	1:10.66 [1]	0:59.11 [1]	0:47.45 [1]	0:35.52 [1]	0:23.82 [1]	0:35.52 -5	
		Sean Cormack		1200m	400m	(0:12.40)	(0:11.55)	(0:11.66)	(0:11.93)	(0:11.70)	(0:11.52)		
5	9	GRAECI	3	64.7	0:11.32	1:23.08 [5]	1:10.10 [7]	0:58.13 [7]	0:46.32 [6]	0:34.76 [6]	0:23.44 [7]	0:34.76 -3	
		Brooke Johnson		600m	600m	(0:12.98)	(0:11.97)	(0:11.81)	(0:11.56)	(0:11.32)	(0:11.37)		
6	8	NEPTUNE LEGEND	1	63.6	0:11.44	1:23.08 [6]	1:10.27 [5]	0:58.38 [5]	0:46.78 [5]	0:35.06 [4]	0:23.54 [4]	0:35.06 -7	
		Nikki Olzard		400m	400m	(0:12.81)	(0:11.89)	(0:11.60)	(0:11.72)	(0:11.52)	(0:11.44)		
7	10	BOOM BOOM BELLA	12	66.7	0:10.93	1:23.21 [7]	1:09.93 [11]	0:57.72 [11]	0:45.65 [11]	0:34.09 [11]	0:23.16 [9]	0:34.09 +1	
		Amy Graham		600m	600m	(0:13.28)	(0:12.21)	(0:12.07)	(0:11.56)	(0:10.93)	(0:11.12)		
8	3	MONEY MAN	8	63.3	0:11.49	1:23.45 [8]	1:10.79 [4]	0:58.85 [4]	0:47.15 [4]	0:35.32 [5]	0:23.83 [6]	0:35.32 +0	
		Liv O'Donnell		400m	600m	(0:12.66)	(0:11.94)	(0:11.70)	(0:11.83)	(0:11.49)	(0:11.58)		
9	5	ROY'S ROAD	9	65.4	0:11.34	1:23.59 [9]	1:10.41 [10]	0:58.45 [8]	0:46.58 [8]	0:35.11 [8]	0:23.77 [8]	0:35.11 +0	
		Ashley Butler		800m	600m	(0:13.18)	(0:11.96)	(0:11.87)	(0:11.47)	(0:11.34)	(0:11.54)		
10	12	LATIN LOVE	11	65.8	0:11.07	1:23.72 [10]	1:10.22 [12]	0:58.11 [12]	0:45.97 [12]	0:34.38 [12]	0:23.31 [12]	0:34.38 -3	
		Chris McIver		600m	600m	(0:13.50)	(0:12.11)	(0:12.14)	(0:11.59)	(0:11.07)	(0:11.26)		

Scratched: Moissanite (#16), Zelezny (#14), Imperioness (#11), Loose Unit (#1)

Report Created: Sat 14 June 2025 16:43 GMT+10 (Note: Timing is based on position data)

Page 1/16

[] Ranking at each section and finish
-:-:- No data available at this section
NA No data available

SCN Saddle cloth number
DNF Did not finish
DNT Did not track

data processed by  TRIPLESDATA



Rockhampton Professional
Race 6: TAB \$20,000 TRAINERS BONUS BENCHMARK 55 Handicap -
1400m

14 June 2025 - 16:25



Track Rating: Soft 5, Weather: Fine, Rail Position: +8m Entire

Section					Overall	1200m	1000m	800m	600m	400m	Last 600m		
Field Times					1:22.89 (0:12.40)	1:10.49 (0:11.55)	0:58.94 (0:11.66)	0:47.28 (0:11.93)	0:35.35 (0:11.70)	0:23.65 (0:11.52)	0:35.35		
Rank	TAB	Horse/Jockey	Barrier	Top Speed [km/h]	Fastest Section							Distance Travelled [m]	
11	7	NATIVE BEE	2	64.0	0:11.31	1:23.85 [11]	1:10.74 [8]	0:58.60 [10]	0:46.58 [10]	0:35.00 [10]	0:23.69 [11]	0:35.00	-3
		Raul Silvera Olivera		600m	600m	(0:13.11)	(0:12.14)	(0:12.02)	(0:11.58)	(0:11.31)	(0:11.43)		
12	2	BELLA TIVACI	7	64.4	0:11.27	1:25.11 [12]	1:11.96 [9]	0:59.91 [9]	0:47.88 [9]	0:36.29 [9]	0:25.02 [10]	0:36.29	-1
		Adam Sewell		600m	600m	(0:13.15)	(0:12.05)	(0:12.03)	(0:11.59)	(0:11.27)	(0:11.66)		

Scratched: Moissanite (#16), Zelezny (#14), Imperioness (#11), Loose Unit (#1)



Rockhampton Professional
Race 6: TAB \$20,000 TRAINERS BONUS BENCHMARK 55 Handicap -
1400m

14 June 2025 - 16:25



Track Rating: Soft 5, Weather: Fine, Rail Position: +8m Entire

Section		200m					Last 600m		
Field Times		0:12.13 (0:12.13)					0:35.35		
Rank	TAB	Horse/Jockey	Barrier	Top Speed [km/h]	Fastest Section	Margin		Distance Travelled [m]	
1	6	GENERAL HIPPO	10	63.4	0:11.46	0:12.10 [2]	1:22.89	0:35.15	
		Jackson Murphy		400m	400m	(0:12.10)			
2	15	MILAGRO	4	65.5	0:11.22	0:12.11 [3]	0.44L	0:34.59 +2	
		Tasha Chambers		600m	600m	(0:12.11)			
3	4	VICTORY'S GHOST	5	65.1	0:11.47	0:12.10 [4]	0.97L	0:35.27 -3	
		Leah Martyn		Overall	400m	(0:12.10)			
4	13	SPELLMASTER	6	64.6	0:11.52	0:12.30 [1]	1.07L	0:35.52 -5	
		Sean Cormack		1200m	400m	(0:12.30)			
5	9	GRAECI	3	64.7	0:11.32	0:12.07 [6]	1.18L	0:34.76 -3	
		Brooke Johnson		600m	600m	(0:12.07)			
6	8	NEPTUNE LEGEND	1	63.6	0:11.44	0:12.10 [5]	1.22L	0:35.06 -7	
		Nikki Olzard		400m	400m	(0:12.10)			
7	10	BOOM BOOM BELLA	12	66.7	0:10.93	0:12.04 [7]	1.96L	0:34.09 +1	
		Amy Graham		600m	600m	(0:12.04)			
8	3	MONEY MAN	8	63.3	0:11.49	0:12.25 [8]	3.36L	0:35.32 +0	
		Liv O'Donnell		400m	600m	(0:12.25)			
9	5	ROY'S ROAD	9	65.4	0:11.34	0:12.23 [9]	4.23L	0:35.11 +0	
		Ashley Butler		800m	600m	(0:12.23)			
10	12	LATIN LOVE	11	65.8	0:11.07	0:12.05 [11]	4.94L	0:34.38 -3	
		Chris McIver		600m	600m	(0:12.05)			

Scratched: Moissanite (#16), Zelezny (#14), Imperioness (#11), Loose Unit (#1)

Report Created: Sat 14 June 2025 16:43 GMT+10 (Note: Timing is based on position data)

Page 3/16

[] Ranking at each section and finish
-:-:- No data available at this section
NA No data available

SCN Saddle cloth number
DNF Did not finish
DNT Did not track

data processed by  TRIPLESDATA



Rockhampton Professional
Race 6: TAB \$20,000 TRAINERS BONUS BENCHMARK 55 Handicap -
1400m

14 June 2025 - 16:25



Track Rating: Soft 5, Weather: Fine, Rail Position: +8m Entire

Section						200m		Last 600m	
Field Times						0:12.13 (0:12.13)		0:35.35	
Rank	TAB	Horse/Jockey	Barrier	Top Speed [km/h]	Fastest Section	Margin		Distance Travelled [m]	
11	7	NATIVE BEE	2	64.0	0:11.31	0:12.26 [10]	5.71L	0:35.00	-3
		Raul Silvera Olivera		600m	600m	(0:12.26)			
12	2	BELLA TIVACI	7	64.4	0:11.27	0:13.36 [12]	13.11L	0:36.29	-1
		Adam Sewell		600m	600m	(0:13.36)			

Scratched: Moissanite (#16), Zelezny (#14), Imperioness (#11), Loose Unit (#1)



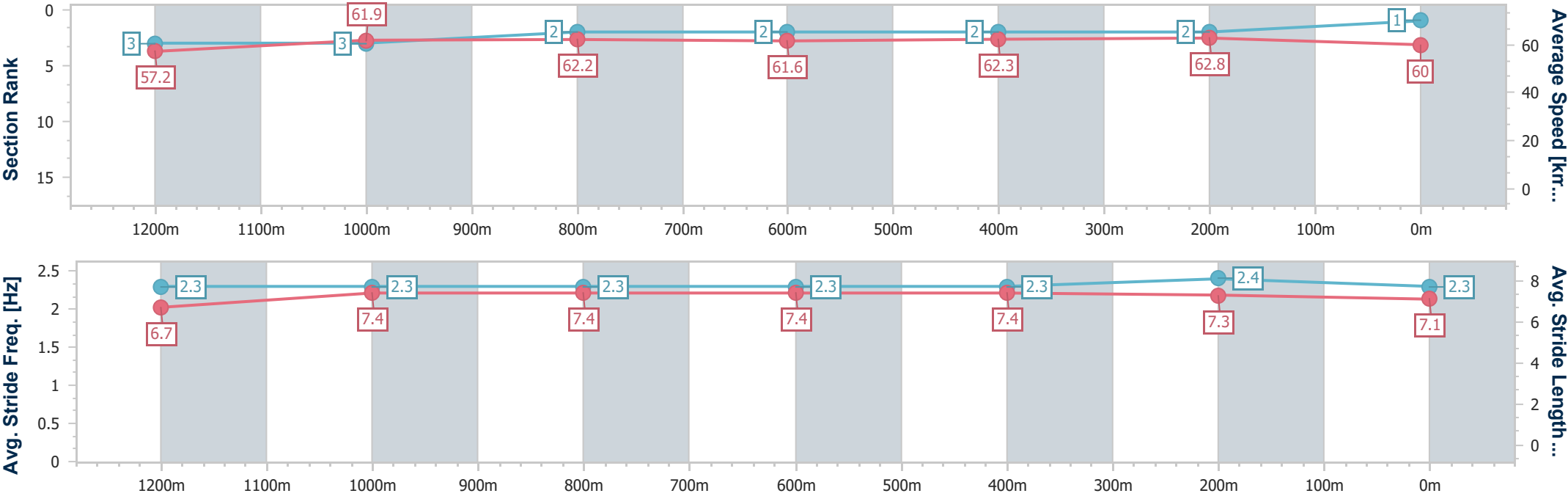
Horse/Jockey Name	General Hippo
Final Rank	1
Fastest Section Time (Section)	0:11.46 (400m)
Top Speed [km/h] (Section)	63.4 (400m)
Race State	Finished



RockhamptonProfessional
Race 6: TAB \$20,000 TRAINERS BONUS BENCHMARK 55
Handicap - 1400m
14 June 2025 - 16:25
Track Rating: Soft 5, Weather: Fine, Rail Position: +8m Entire



Section	Overall	1200m	1000m	800m	600m	400m	200m						
Section Times	1:22.89 [1] (0:12.61)	1:10.28 [3] (0:11.65)	0:58.63 [3] (0:11.57)	0:47.06 [2] (0:11.91)	0:35.15 [2] (0:11.59)	0:23.56 [2] (0:11.46)	0:12.10 [2] (0:12.10)						
Average Speed [km/h]	57.2	61.9	62.2	61.6	62.3	62.8	60.0						
Top Speed [km/h]	63.3	63.2	63.2	62.8	62.6	63.4	61.7						
Avg. Dist. to Rail [m]	5.7	0.4	0.3	2.6	2.8	3.1	4.8						
Avg. Stride Freq. [Hz]	2.3	2.3	2.3	2.3	2.3	2.4	2.3						
Avg. Stride Length [m]	6.7	7.4	7.4	7.4	7.4	7.3	7.1						





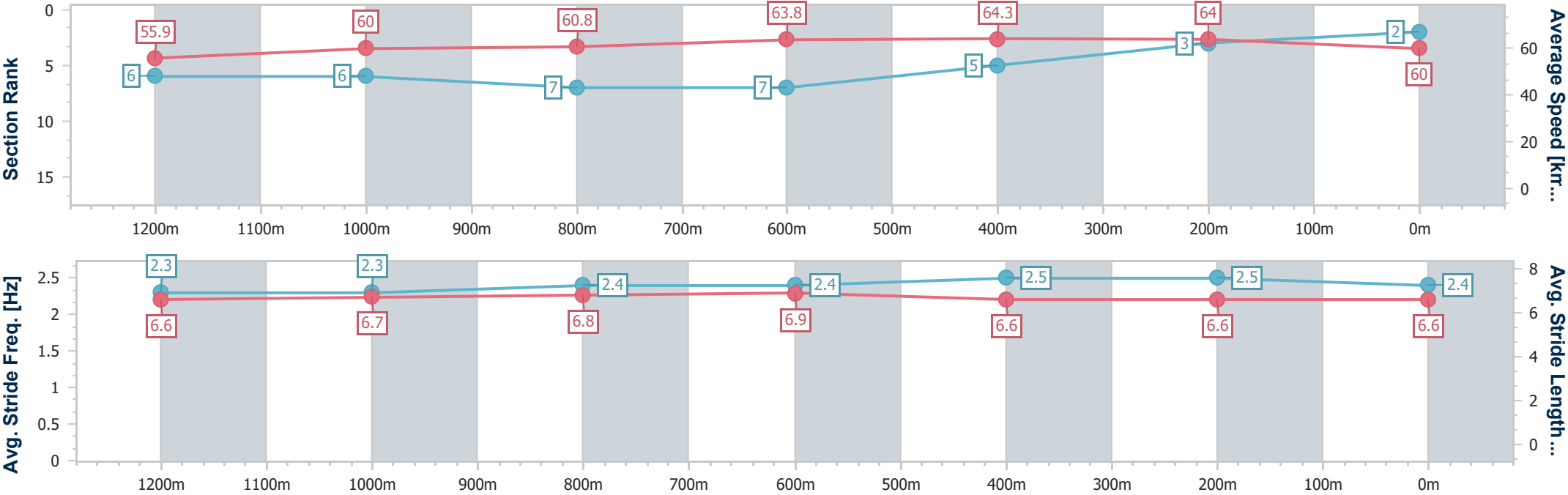
Horse/Jockey Name	Milagro
Final Rank	2
Fastest Section Time (Section)	0:11.22 (600m)
Top Speed [km/h] (Section)	65.5 (600m)
Race State	Finished



RockhamptonProfessional
Race 6: TAB \$20,000 TRAINERS BONUS BENCHMARK 55
Handicap - 1400m
14 June 2025 - 16:25
Track Rating: Soft 5, Weather: Fine, Rail Position: +8m Entire



Section	Overall	1200m	1000m	800m	600m	400m	200m						
Section Times	1:22.96 [2] (0:12.88)	1:10.08 [6] (0:12.02)	0:58.06 [6] (0:11.87)	0:46.19 [7] (0:11.60)	0:34.59 [7] (0:11.22)	0:23.37 [5] (0:11.26)	0:12.11 [3] (0:12.11)						
Average Speed [km/h]	55.9	60.0	60.8	63.8	64.3	64.0	60.0						
Top Speed [km/h]	60.7	60.7	63.7	64.8	65.5	65.4	62.3						
Avg. Dist. to Rail [m]	1.5	0.2	0.5	3.6	5.4	6.5	8.1						
Avg. Stride Freq. [Hz]	2.3	2.3	2.4	2.4	2.5	2.5	2.4						
Avg. Stride Length [m]	6.6	6.7	6.8	6.9	6.6	6.6	6.6						





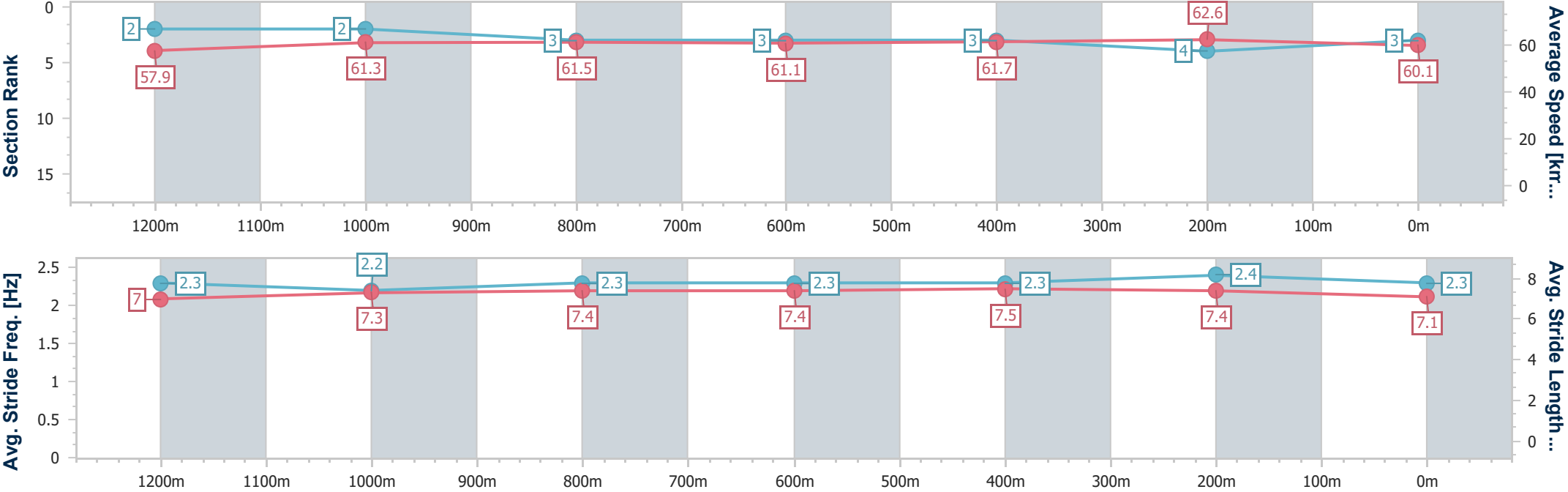
Horse/Jockey Name	Victory's Ghost
Final Rank	3
Fastest Section Time (Section)	0:11.47 (400m)
Top Speed [km/h] (Section)	65.1 (Overall)
Race State	Finished



RockhamptonProfessional
Race 6: TAB \$20,000 TRAINERS BONUS BENCHMARK 55
Handicap - 1400m
14 June 2025 - 16:25
Track Rating: Soft 5, Weather: Fine, Rail Position: +8m Entire



Section	Overall	1200m	1000m	800m	600m	400m	200m						
Section Times	1:23.04 [3] (0:12.43)	1:10.61 [2] (0:11.75)	0:58.86 [2] (0:11.70)	0:47.16 [3] (0:11.89)	0:35.27 [3] (0:11.70)	0:23.57 [3] (0:11.47)	0:12.10 [4] (0:12.10)						
Average Speed [km/h]	57.9	61.3	61.5	61.1	61.7	62.6	60.1						
Top Speed [km/h]	65.1	64.6	62.8	62.0	62.0	63.3	61.2						
Avg. Dist. to Rail [m]	2.0	1.0	0.6	1.2	1.9	2.4	2.6						
Avg. Stride Freq. [Hz]	2.3	2.2	2.3	2.3	2.3	2.4	2.3						
Avg. Stride Length [m]	7.0	7.3	7.4	7.4	7.5	7.4	7.1						





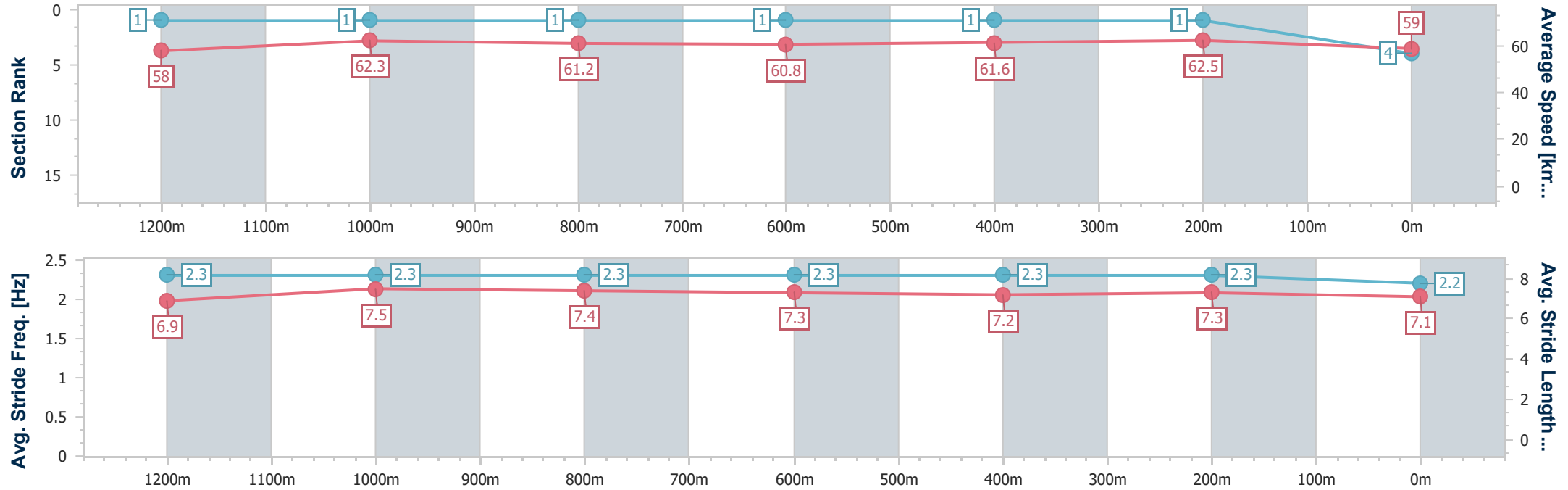
Horse/Jockey Name	Spellmaster
Final Rank	4
Fastest Section Time (Section)	0:11.52 (400m)
Top Speed [km/h] (Section)	64.6 (1200m)
Race State	Finished



RockhamptonProfessional
Race 6: TAB \$20,000 TRAINERS BONUS BENCHMARK 55
Handicap - 1400m
14 June 2025 - 16:25
Track Rating: Soft 5, Weather: Fine, Rail Position: +8m Entire



Section	Overall	1200m	1000m	800m	600m	400m	200m						
Section Times	1:23.06 [4] (0:12.40)	1:10.66 [1] (0:11.55)	0:59.11 [1] (0:11.66)	0:47.45 [1] (0:11.93)	0:35.52 [1] (0:11.70)	0:23.82 [1] (0:11.52)	0:12.30 [1] (0:12.30)						
Average Speed [km/h]	58.0	62.3	61.2	60.8	61.6	62.5	59.0						
Top Speed [km/h]	64.4	64.6	62.5	61.5	62.4	63.1	61.1						
Avg. Dist. to Rail [m]	3.3	0.6	1.2	1.1	1.9	2.3	4.3						
Avg. Stride Freq. [Hz]	2.3	2.3	2.3	2.3	2.3	2.3	2.2						
Avg. Stride Length [m]	6.9	7.5	7.4	7.3	7.2	7.3	7.1						





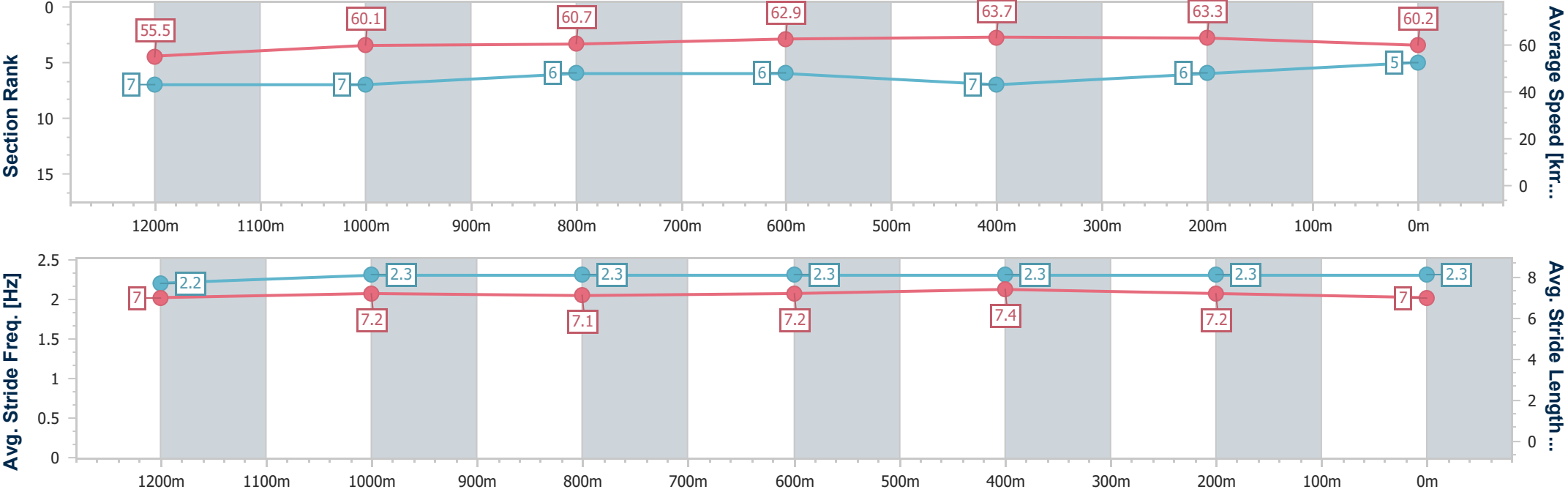
Horse/Jockey Name	Graeci
Final Rank	5
Fastest Section Time (Section)	0:11.32 (600m)
Top Speed [km/h] (Section)	64.7 (600m)
Race State	Finished



RockhamptonProfessional
Race 6: TAB \$20,000 TRAINERS BONUS BENCHMARK 55
Handicap - 1400m
14 June 2025 - 16:25
Track Rating: Soft 5, Weather: Fine, Rail Position: +8m Entire



Section	Overall	1200m	1000m	800m	600m	400m	200m						
Section Times	1:23.08 [5] (0:12.98)	1:10.10 [7] (0:11.97)	0:58.13 [7] (0:11.81)	0:46.32 [6] (0:11.56)	0:34.76 [6] (0:11.32)	0:23.44 [7] (0:11.37)	0:12.07 [6] (0:12.07)						
Average Speed [km/h]	55.5	60.1	60.7	62.9	63.7	63.3	60.2						
Top Speed [km/h]	60.7	62.3	63.6	64.5	64.7	63.6	62.7						
Avg. Dist. to Rail [m]	0.7	1.4	0.9	1.4	2.0	3.6	5.9						
Avg. Stride Freq. [Hz]	2.2	2.3	2.3	2.3	2.3	2.3	2.3						
Avg. Stride Length [m]	7.0	7.2	7.1	7.2	7.4	7.2	7.0						





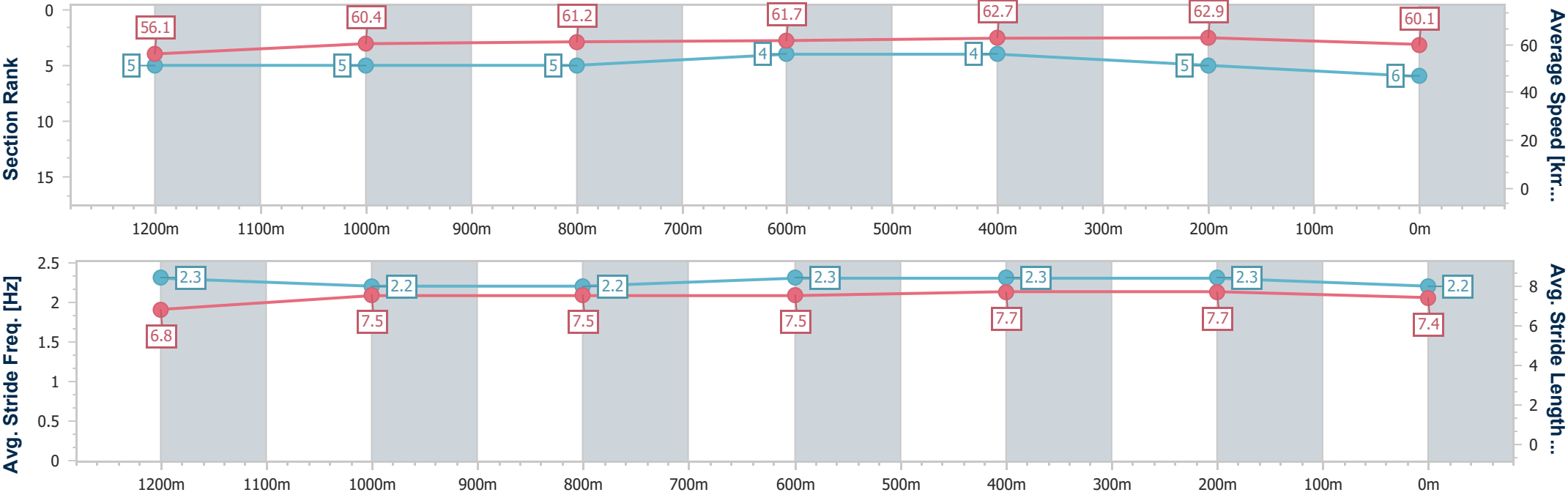
Horse/Jockey Name	Neptune Legend
Final Rank	6
Fastest Section Time (Section)	0:11.44 (400m)
Top Speed [km/h] (Section)	63.6 (400m)
Race State	Finished



RockhamptonProfessional
Race 6: TAB \$20,000 TRAINERS BONUS BENCHMARK 55
Handicap - 1400m
14 June 2025 - 16:25
Track Rating: Soft 5, Weather: Fine, Rail Position: +8m Entire



Section	Overall	1200m	1000m	800m	600m	400m	200m						
Section Times	1:23.08 [6] (0:12.81)	1:10.27 [5] (0:11.89)	0:58.38 [5] (0:11.60)	0:46.78 [5] (0:11.72)	0:35.06 [4] (0:11.52)	0:23.54 [4] (0:11.44)	0:12.10 [5] (0:12.10)						
Average Speed [km/h]	56.1	60.4	61.2	61.7	62.7	62.9	60.1						
Top Speed [km/h]	60.9	61.6	62.5	62.4	63.4	63.6	62.1						
Avg. Dist. to Rail [m]	1.5	2.1	2.2	1.2	2.9	4.5	6.8						
Avg. Stride Freq. [Hz]	2.3	2.2	2.2	2.3	2.3	2.3	2.2						
Avg. Stride Length [m]	6.8	7.5	7.5	7.5	7.7	7.7	7.4						





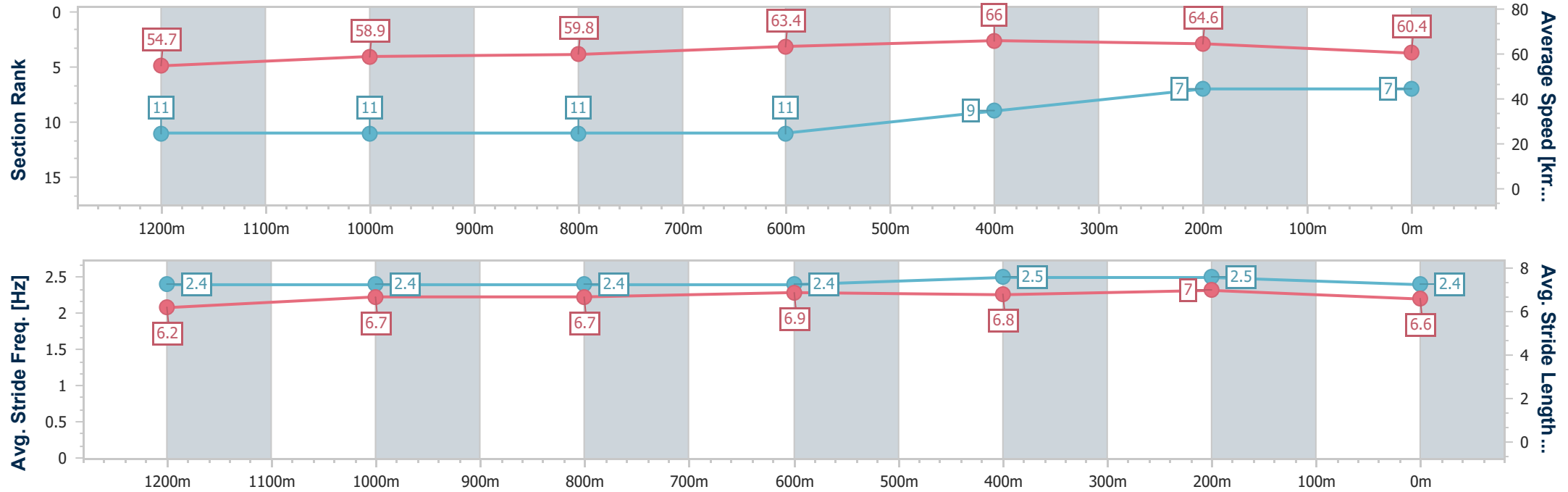
Horse/Jockey Name	Boom Boom Bella
Final Rank	7
Fastest Section Time (Section)	0:10.93 (600m)
Top Speed [km/h] (Section)	66.7 (600m)
Race State	Finished



RockhamptonProfessional
Race 6: TAB \$20,000 TRAINERS BONUS BENCHMARK 55
Handicap - 1400m
14 June 2025 - 16:25
Track Rating: Soft 5, Weather: Fine, Rail Position: +8m Entire



Section	Overall	1200m	1000m	800m	600m	400m	200m						
Section Times	1:23.21 [7] (0:13.28)	1:09.93 [11] (0:12.21)	0:57.72 [11] (0:12.07)	0:45.65 [11] (0:11.56)	0:34.09 [11] (0:10.93)	0:23.16 [9] (0:11.12)	0:12.04 [7] (0:12.04)						
Average Speed [km/h]	54.7	58.9	59.8	63.4	66.0	64.6	60.4						
Top Speed [km/h]	59.9	60.2	62.1	64.3	66.7	66.0	62.5						
Avg. Dist. to Rail [m]	5.2	0.5	0.3	2.2	5.2	7.6	8.7						
Avg. Stride Freq. [Hz]	2.4	2.4	2.4	2.4	2.5	2.5	2.4						
Avg. Stride Length [m]	6.2	6.7	6.7	6.9	6.8	7.0	6.6						





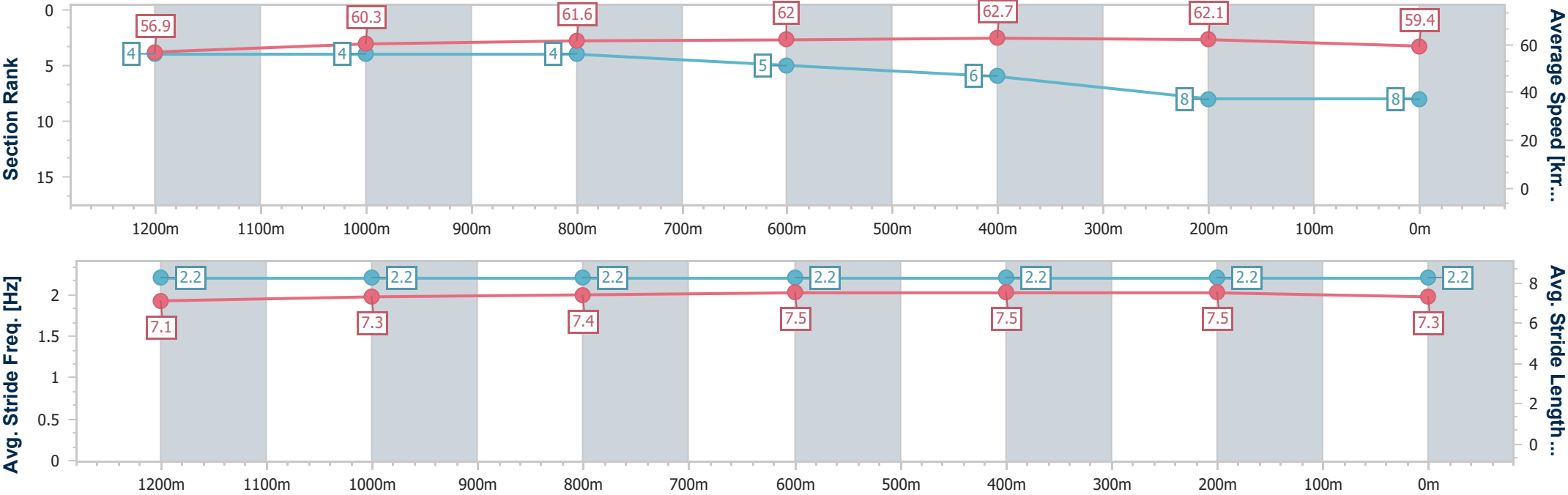
Horse/Jockey Name	Money Man
Final Rank	8
Fastest Section Time (Section)	0:11.49 (600m)
Top Speed [km/h] (Section)	63.3 (400m)
Race State	Finished



RockhamptonProfessional
Race 6: TAB \$20,000 TRAINERS BONUS BENCHMARK 55
Handicap - 1400m
14 June 2025 - 16:25
Track Rating: Soft 5, Weather: Fine, Rail Position: +8m Entire



Section	Overall	1200m	1000m	800m	600m	400m	200m						
Section Times	1:23.45 [8] (0:12.66)	1:10.79 [4] (0:11.94)	0:58.85 [4] (0:11.70)	0:47.15 [4] (0:11.83)	0:35.32 [5] (0:11.49)	0:23.83 [6] (0:11.58)	0:12.25 [8] (0:12.25)						
Average Speed [km/h]	56.9	60.3	61.6	62.0	62.7	62.1	59.4						
Top Speed [km/h]	62.7	61.4	63.2	63.1	63.3	63.3	61.0						
Avg. Dist. to Rail [m]	4.1	0.2	0.4	2.3	3.4	5.4	7.4						
Avg. Stride Freq. [Hz]	2.2	2.2	2.2	2.2	2.2	2.2	2.2						
Avg. Stride Length [m]	7.1	7.3	7.4	7.5	7.5	7.5	7.3						





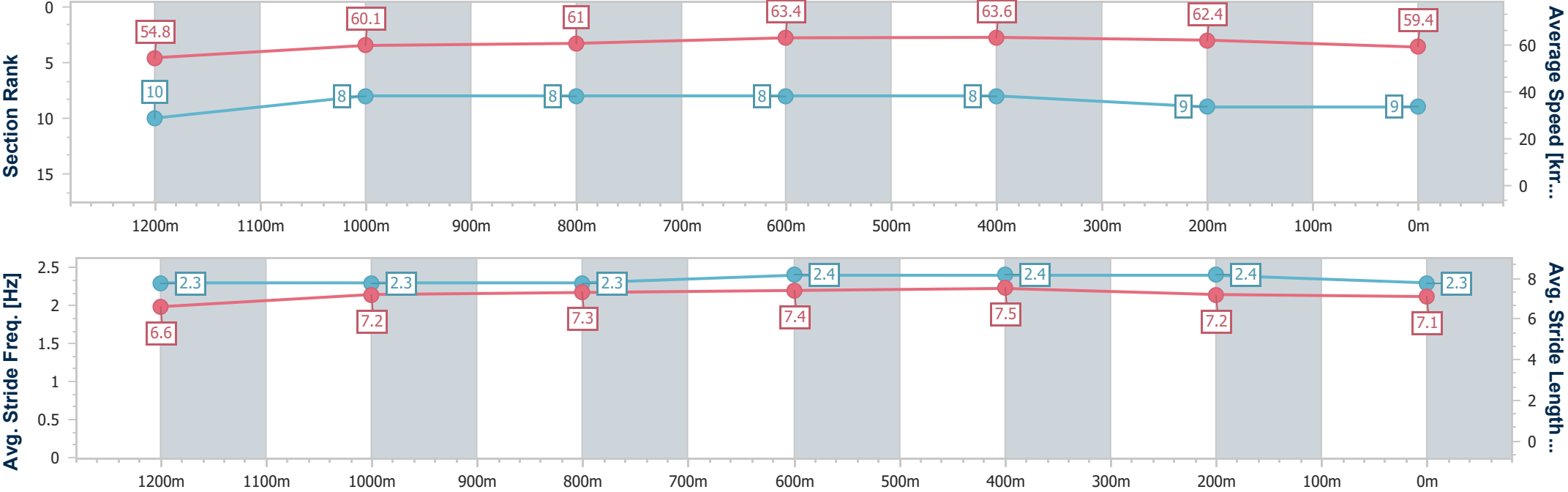
Horse/Jockey Name	Roy's Road
Final Rank	9
Fastest Section Time (Section)	0:11.34 (600m)
Top Speed [km/h] (Section)	65.4 (800m)
Race State	Finished



RockhamptonProfessional
Race 6: TAB \$20,000 TRAINERS BONUS BENCHMARK 55
Handicap - 1400m
14 June 2025 - 16:25
Track Rating: Soft 5, Weather: Fine, Rail Position: +8m Entire



Section	Overall	1200m	1000m	800m	600m	400m	200m						
Section Times	1:23.59 [9] (0:13.18)	1:10.41 [10] (0:11.96)	0:58.45 [8] (0:11.87)	0:46.58 [8] (0:11.47)	0:35.11 [8] (0:11.34)	0:23.77 [8] (0:11.54)	0:12.23 [9] (0:12.23)						
Average Speed [km/h]	54.8	60.1	61.0	63.4	63.6	62.4	59.4						
Top Speed [km/h]	61.6	61.4	62.3	65.4	64.8	63.6	60.8						
Avg. Dist. to Rail [m]	4.7	1.3	1.0	1.3	2.9	6.3	8.6						
Avg. Stride Freq. [Hz]	2.3	2.3	2.3	2.4	2.4	2.4	2.3						
Avg. Stride Length [m]	6.6	7.2	7.3	7.4	7.5	7.2	7.1						





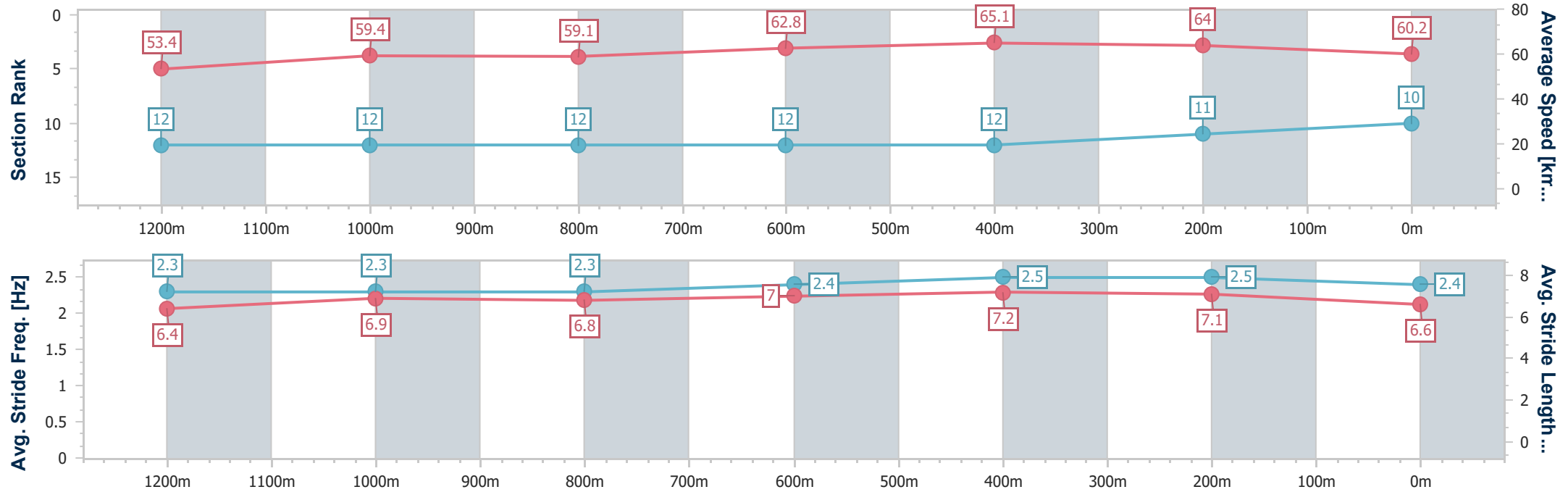
Horse/Jockey Name	Latin Love
Final Rank	10
Fastest Section Time (Section)	0:11.07 (600m)
Top Speed [km/h] (Section)	65.8 (600m)
Race State	Finished



RockhamptonProfessional
Race 6: TAB \$20,000 TRAINERS BONUS BENCHMARK 55
Handicap - 1400m
14 June 2025 - 16:25
Track Rating: Soft 5, Weather: Fine, Rail Position: +8m Entire



Section	Overall	1200m	1000m	800m	600m	400m	200m						
Section Times	1:23.72 [10] (0:13.50)	1:10.22 [12] (0:12.11)	0:58.11 [12] (0:12.14)	0:45.97 [12] (0:11.59)	0:34.38 [12] (0:11.07)	0:23.31 [12] (0:11.26)	0:12.05 [11] (0:12.05)						
Average Speed [km/h]	53.4	59.4	59.1	62.8	65.1	64.0	60.2						
Top Speed [km/h]	60.9	60.2	61.1	64.0	65.8	65.2	62.7						
Avg. Dist. to Rail [m]	4.9	0.9	0.8	1.5	4.5	7.5	9.6						
Avg. Stride Freq. [Hz]	2.3	2.3	2.3	2.4	2.5	2.5	2.4						
Avg. Stride Length [m]	6.4	6.9	6.8	7.0	7.2	7.1	6.6						





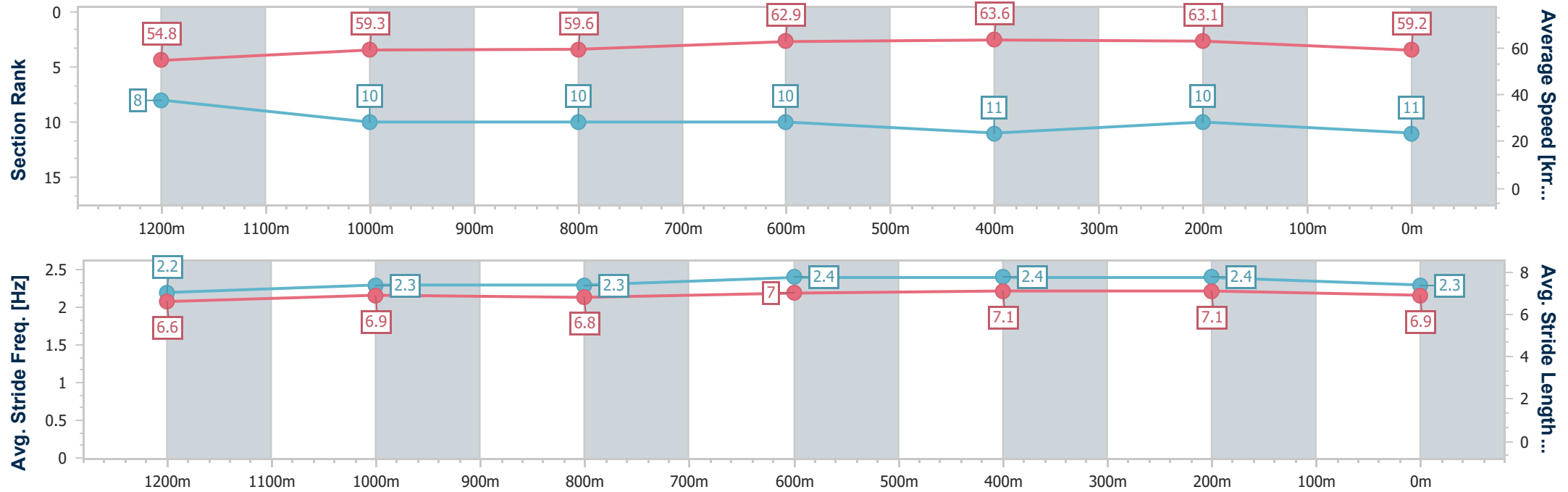
Horse/Jockey Name	Native Bee
Final Rank	11
Fastest Section Time (Section)	0:11.31 (600m)
Top Speed [km/h] (Section)	64.0 (600m)
Race State	Finished



RockhamptonProfessional
Race 6: TAB \$20,000 TRAINERS BONUS BENCHMARK 55
Handicap - 1400m
14 June 2025 - 16:25
Track Rating: Soft 5, Weather: Fine, Rail Position: +8m Entire



Section	Overall	1200m	1000m	800m	600m	400m	200m						
Section Times	1:23.85 [11] (0:13.11)	1:10.74 [8] (0:12.14)	0:58.60 [10] (0:12.02)	0:46.58 [10] (0:11.58)	0:35.00 [10] (0:11.31)	0:23.69 [11] (0:11.43)	0:12.26 [10]						
Average Speed [km/h]	54.8	59.3	59.6	62.9	63.6	63.1	59.2						
Top Speed [km/h]	60.5	59.9	61.7	64.0	64.0	64.0	61.8						
Avg. Dist. to Rail [m]	0.8	1.0	0.8	1.4	2.5	2.7	2.4						
Avg. Stride Freq. [Hz]	2.2	2.3	2.3	2.4	2.4	2.4	2.3						
Avg. Stride Length [m]	6.6	6.9	6.8	7.0	7.1	7.1	6.9						





Horse/Jockey Name	Bella Tivaci
Final Rank	12
Fastest Section Time (Section)	0:11.27 (600m)
Top Speed [km/h] (Section)	64.4 (600m)
Race State	Finished



RockhamptonProfessional
Race 6: TAB \$20,000 TRAINERS BONUS BENCHMARK 55
Handicap - 1400m
14 June 2025 - 16:25
Track Rating: Soft 5, Weather: Fine, Rail Position: +8m Entire



Section	Overall	1200m	1000m	800m	600m	400m	200m						
Section Times	1:25.11 [12] (0:13.15)	1:11.96 [9] (0:12.05)	0:59.91 [9] (0:12.03)	0:47.88 [9] (0:11.59)	0:36.29 [9] (0:11.27)	0:25.02 [10] (0:11.66)	0:13.36 [12] (0:13.36)						
Average Speed [km/h]	54.8	59.7	59.8	63.3	63.9	61.8	54.3						
Top Speed [km/h]	60.9	60.4	61.8	64.2	64.4	63.6	59.3						
Avg. Dist. to Rail [m]	2.7	0.2	0.4	2.1	3.9	5.1	5.3						
Avg. Stride Freq. [Hz]	2.4	2.5	2.5	2.5	2.5	2.5	2.3						
Avg. Stride Length [m]	6.0	6.4	6.4	6.6	6.5	6.7	6.4						

