



Toowoomba Professional
Race 1: TOOWOOMBA TRUCK SPARES BENCHMARK 70 Handicap - 1300m
14 June 2025 - 12:34



Track Rating: Good 4, Weather: Fine, Rail Position: 1.5 metre Entire

Section						Overall	1200m	1000m	800m	600m	400m	Last 600m	
Field Times						1:20.13 (0:08.54)	1:11.59 (0:11.04)	1:00.55 (0:11.63)	0:48.92 (0:12.19)	0:36.73 (0:12.24)	0:24.49 (0:12.28)	0:36.73	
Rank	TAB	Horse/Jockey	Barrier	Top Speed [km/h]	Fastest Section								Distance Travelled [m]
1	4	LUCKY EXCHANGE	4	66.1	0:09.06	1:20.13 [1]	1:11.07 [9]	0:59.81 [9]	0:48.16 [9]	0:35.99 [9]	0:23.81 [8]	0:35.99	
		Les Tilley		1200m	Overall	(0:09.06)	(0:11.26)	(0:11.65)	(0:12.17)	(0:12.18)	(0:11.80)		
2	10	RINGER'S REWARD	2	66.9	0:09.02	1:20.24 [2]	1:11.22 [7]	1:00.24 [5]	0:48.62 [5]	0:36.41 [5]	0:24.10 [6]	0:36.41 +4	
		Montanna Savva		1200m	Overall	(0:09.02)	(0:10.98)	(0:11.62)	(0:12.21)	(0:12.31)	(0:12.01)		
3	2	ARCHER'S GAME	7	67.5	0:09.05	1:20.44 [3]	1:11.39 [8]	1:00.41 [8]	0:48.73 [8]	0:36.61 [6]	0:24.47 [4]	0:36.61 -3	
		Shania Willis		1200m	Overall	(0:09.05)	(0:10.98)	(0:11.68)	(0:12.12)	(0:12.14)	(0:12.12)		
4	7	START STRUTTING	1	65.8	0:08.82	1:20.48 [4]	1:11.66 [4]	1:00.47 [6]	0:48.80 [6]	0:36.54 [7]	0:24.28 [7]	0:36.54 -1	
		Kenji Yoshida		1200m	Overall	(0:08.82)	(0:11.19)	(0:11.67)	(0:12.26)	(0:12.26)	(0:12.13)		
5	9	CHINCHILLA AHEAD	8	67.4	0:08.79	1:20.50 [5]	1:11.71 [3]	1:00.84 [2]	0:49.22 [2]	0:37.07 [2]	0:24.86 [1]	0:37.07 +3	
		Cody Collis		1200m	Overall	(0:08.79)	(0:10.87)	(0:11.62)	(0:12.15)	(0:12.21)	(0:12.29)		
6	3	BAUHINIA ROCK	6	67.3	0:08.61	1:20.57 [6]	1:11.96 [2]	1:00.99 [1]	0:49.36 [1]	0:37.17 [1]	0:24.89 [2]	0:37.17 +0	
		Zac Sprie		1200m	Overall	(0:08.61)	(0:10.97)	(0:11.63)	(0:12.19)	(0:12.28)	(0:12.24)		
7	8	DARK SKIES	9	65.8	0:08.82	1:20.76 [7]	1:11.94 [4]	1:00.80 [4]	0:49.24 [4]	0:37.20 [3]	0:25.02 [3]	0:37.20 +4	
		Tahlia Fenlon		1200m	Overall	(0:08.82)	(0:11.14)	(0:11.56)	(0:12.04)	(0:12.18)	(0:12.22)		
8	6	ELECTED	3	65.7	0:08.54	1:21.10 [8]	1:12.56 [1]	1:01.41 [3]	0:49.68 [3]	0:37.42 [4]	0:25.11 [5]	0:37.42 +0	
		Chris Whiteley		1200m	Overall	(0:08.54)	(0:11.15)	(0:11.73)	(0:12.26)	(0:12.31)	(0:12.17)		
9	1	ELLA TE AMA	5	65.5	0:09.21	1:21.36 [9]	1:12.15 [10]	1:00.93 [10]	0:49.31 [10]	0:37.19 [10]	0:24.85 [9]	0:37.19 -4	
		Kelsey Lenton		1200m	Overall	(0:09.21)	(0:11.22)	(0:11.62)	(0:12.12)	(0:12.34)	(0:12.24)		
10	5	BEAN DANCING	10	66.1	0:08.98	1:21.93 [10]	1:12.95 [6]	1:01.91 [7]	0:50.24 [7]	0:37.95 [8]	0:25.36 [10]	0:37.95 +8	
		Stacey Callow		1200m	Overall	(0:08.98)	(0:11.04)	(0:11.67)	(0:12.29)	(0:12.59)	(0:12.58)		

Scratched: Bearhug (#11)



Toowoomba Professional
Race 1: TOOWOOMBA TRUCK SPARES BENCHMARK 70 Handicap - 1300m
14 June 2025 - 12:34



Track Rating: Good 4, Weather: Fine, Rail Position: 1.5 metre Entire

Section Field Times				200m 0:12.21 (0:12.21)				Last 600m 0:36.73	
Rank	TAB	Horse/Jockey	Barrier	Top Speed [km/h]	Fastest Section	Margin		Distance Travelled [m]	
1	4	LUCKY EXCHANGE	4	66.1	0:09.06	0:12.01 [5]	1:20.13	0:35.99	
		Les Tilley		1200m	Overall	(0:12.01)			
2	10	RINGER'S REWARD	2	66.9	0:09.02	0:12.09 [6]	0.5L	0:36.41	+4
		Montanna Savva		1200m	Overall	(0:12.09)			
3	2	ARCHER'S GAME	7	67.5	0:09.05	0:12.35 [4]	1.5L	0:36.61	-3
		Shania Willis		1200m	Overall	(0:12.35)			
4	7	START STRUTTING	1	65.8	0:08.82	0:12.15 [8]	1.7L	0:36.54	-1
		Kenji Yoshida		1200m	Overall	(0:12.15)			
5	9	CHINCHILLA AHEAD	8	67.4	0:08.79	0:12.57 [2]	1.8L	0:37.07	+3
		Cody Collis		1200m	Overall	(0:12.57)			
6	3	BAUHINIA ROCK	6	67.3	0:08.61	0:12.65 [1]	2.2L	0:37.17	+0
		Zac Sprie		1200m	Overall	(0:12.65)			
7	8	DARK SKIES	9	65.8	0:08.82	0:12.80 [3]	3.2L	0:37.20	+4
		Tahlia Fenlon		1200m	Overall	(0:12.80)			
8	6	ELECTED	3	65.7	0:08.54	0:12.94 [7]	5L	0:37.42	+0
		Chris Whiteley		1200m	Overall	(0:12.94)			
9	1	ELLA TE AMA	5	65.5	0:09.21	0:12.61 [9]	6.3L	0:37.19	-4
		Kelsey Lenton		1200m	Overall	(0:12.61)			
10	5	BEAN DANCING	10	66.1	0:08.98	0:12.78 [10]	9.6L	0:37.95	+8
		Stacey Callow		1200m	Overall	(0:12.78)			

Scratched: Bearhug (#11)



Horse/Jockey Name	Lucky Exchange
Final Rank	1
Fastest Section Time (Section)	0:09.06 (Overall)
Top Speed [km/h] (Section)	66.1 (1200m)
Race State	Finished

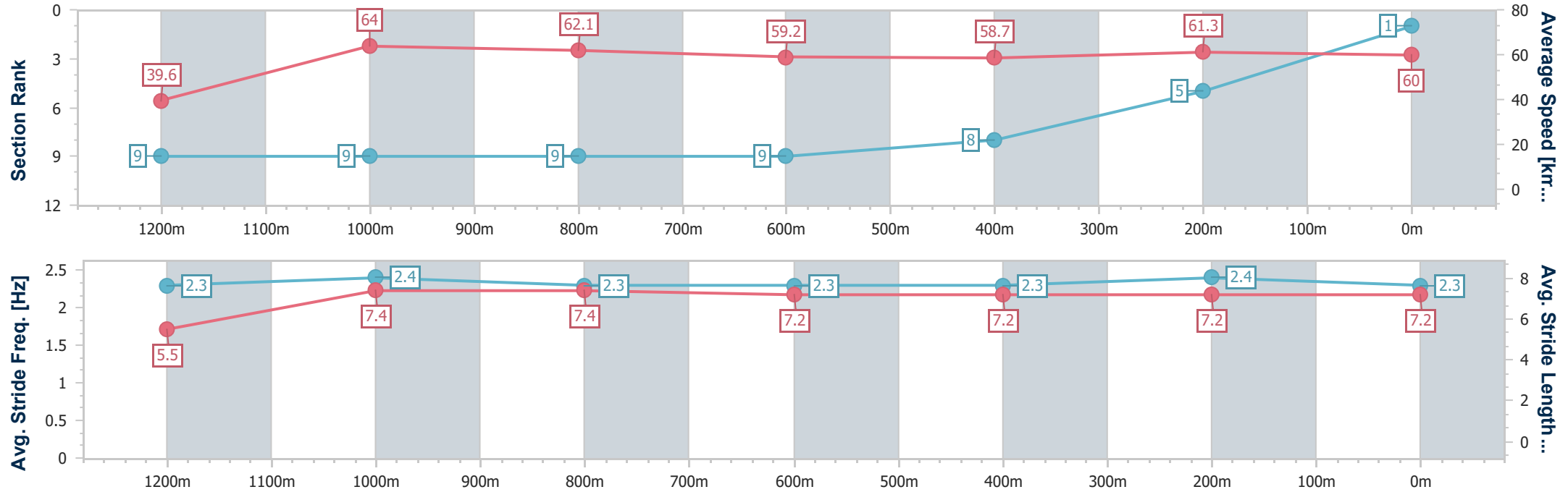


ToowoombaProfessional
Race 1: TOOWOOMBA TRUCK SPARES BENCHMARK 70
Handicap - 1300m
14 June 2025 - 12:34



Track Rating: Good 4, Weather: Fine, Rail Position: 1.5 metre Entire

Section	Overall	1200m	1000m	800m	600m	400m	200m						
Section Times	1:20.13 [1] (0:09.06)	1:11.07 [9] (0:11.26)	0:59.81 [9] (0:11.65)	0:48.16 [9] (0:12.17)	0:35.99 [9] (0:12.18)	0:23.81 [8] (0:11.80)	0:12.01 [5]						
Average Speed [km/h]	39.6	64.0	62.1	59.2	58.7	61.3	60.0						
Top Speed [km/h]	60.1	66.1	64.3	60.7	60.2	62.7	61.4						
Avg. Dist. to Rail [m]	7.1	3.1	1.9	0.4	0.8	2.0	5.4						
Avg. Stride Freq. [Hz]	2.3	2.4	2.3	2.3	2.3	2.4	2.3						
Avg. Stride Length [m]	5.5	7.4	7.4	7.2	7.2	7.2	7.2						



- [] Ranking at each section and finish
- .-.- No data available at this section
- NA No data available



Horse/Jockey Name	Ringer's Reward
Final Rank	2
Fastest Section Time (Section)	0:09.02 (Overall)
Top Speed [km/h] (Section)	66.9 (1200m)
Race State	Finished

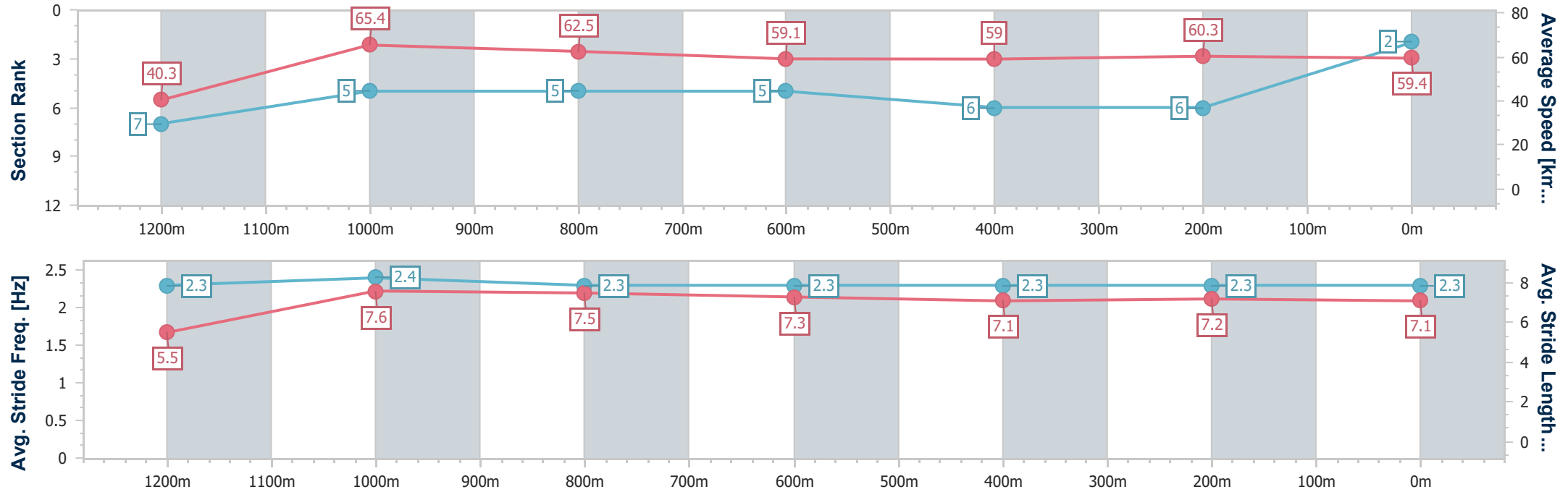


ToowoombaProfessional
Race 1: TOOWOOMBA TRUCK SPARES BENCHMARK 70
Handicap - 1300m
14 June 2025 - 12:34



Track Rating: Good 4, Weather: Fine, Rail Position: 1.5 metre Entire

Section	Overall	1200m	1000m	800m	600m	400m	200m						
Section Times	1:20.24 [2] (0:09.02)	1:11.22 [7] (0:10.98)	1:00.24 [5] (0:11.62)	0:48.62 [5] (0:12.21)	0:36.41 [5] (0:12.31)	0:24.10 [6] (0:12.01)	0:12.09 [6] (0:12.09)						
Average Speed [km/h]	40.3	65.4	62.5	59.1	59.0	60.3	59.4						
Top Speed [km/h]	62.6	66.9	63.8	60.2	59.9	61.3	60.7						
Avg. Dist. to Rail [m]	4.5	1.4	1.4	1.4	1.8	2.3	3.4						
Avg. Stride Freq. [Hz]	2.3	2.4	2.3	2.3	2.3	2.3	2.3						
Avg. Stride Length [m]	5.5	7.6	7.5	7.3	7.1	7.2	7.1						





Horse/Jockey Name	Archer's Game
Final Rank	3
Fastest Section Time (Section)	0:09.05 (Overall)
Top Speed [km/h] (Section)	67.5 (1200m)
Race State	Finished

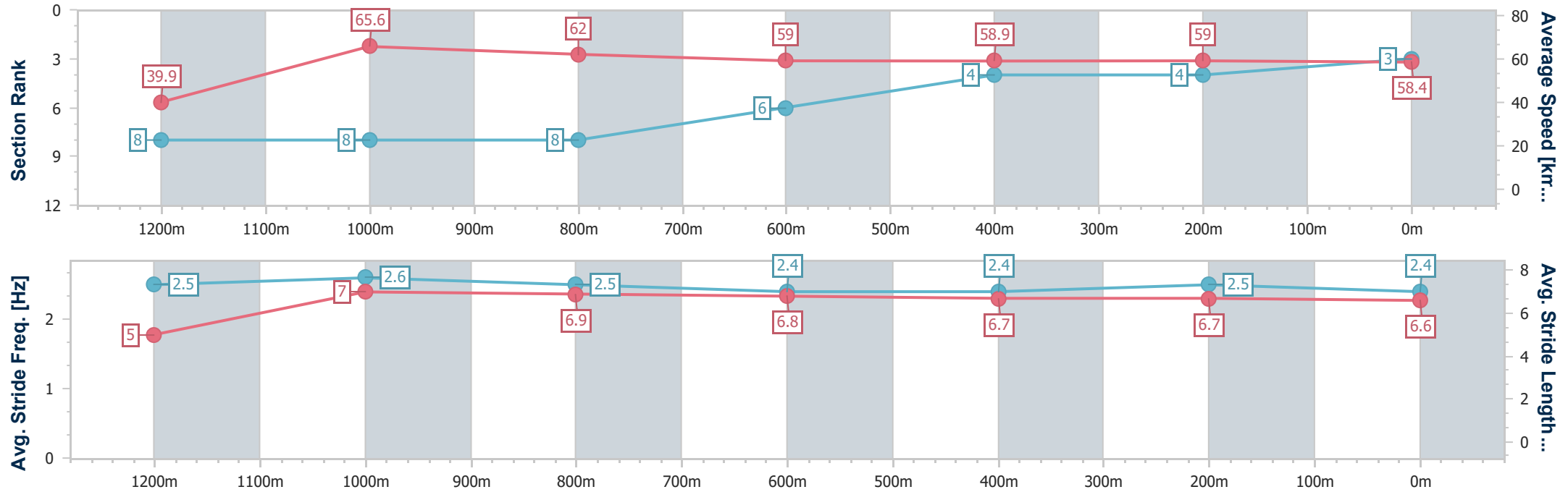


ToowoombaProfessional
Race 1: TOOWOOMBA TRUCK SPARES BENCHMARK 70
Handicap - 1300m
14 June 2025 - 12:34



Track Rating: Good 4, Weather: Fine, Rail Position: 1.5 metre Entire

Section	Overall	1200m	1000m	800m	600m	400m	200m						
Section Times	1:20.44 [3] (0:09.05)	1:11.39 [8] (0:10.98)	1:00.41 [8] (0:11.68)	0:48.73 [8] (0:12.12)	0:36.61 [6] (0:12.14)	0:24.47 [4] (0:12.12)	0:12.35 [4] (0:12.35)						
Average Speed [km/h]	39.9	65.6	62.0	59.0	58.9	59.0	58.4						
Top Speed [km/h]	63.5	67.5	63.9	60.1	59.7	60.1	58.9						
Avg. Dist. to Rail [m]	9.9	4.2	2.3	1.7	1.9	1.0	0.4						
Avg. Stride Freq. [Hz]	2.5	2.6	2.5	2.4	2.4	2.5	2.4						
Avg. Stride Length [m]	5.0	7.0	6.9	6.8	6.7	6.7	6.6						





Horse/Jockey Name	Start Strutting
Final Rank	4
Fastest Section Time (Section)	0:08.82 (Overall)
Top Speed [km/h] (Section)	65.8 (1200m)
Race State	Finished

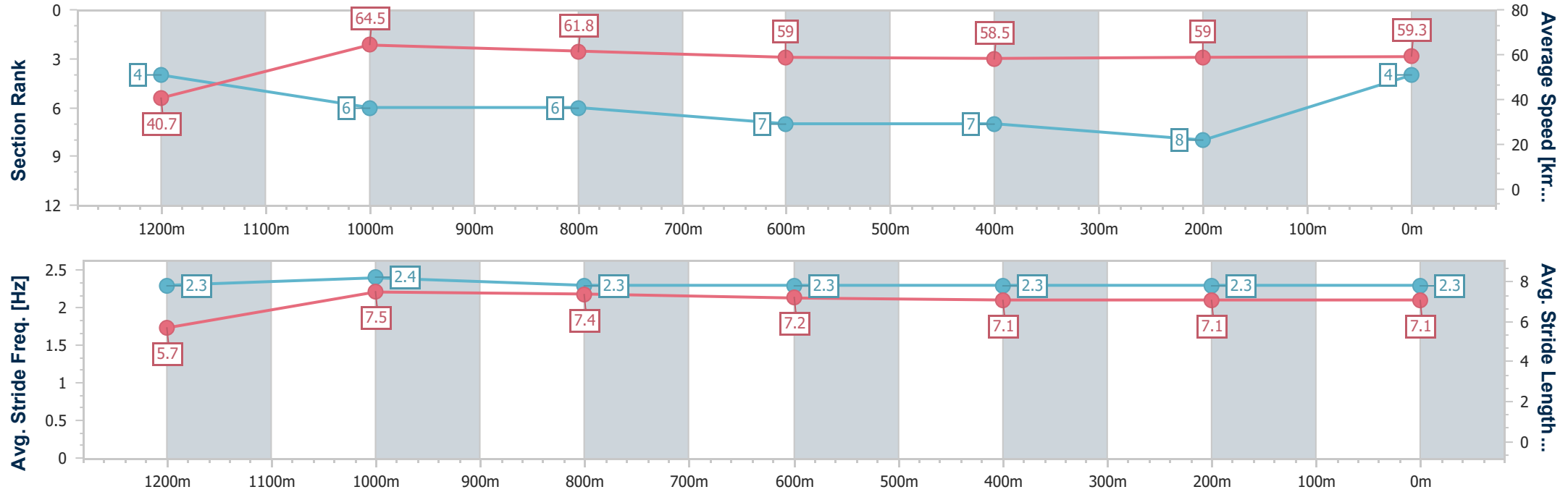


ToowoombaProfessional
Race 1: TOOWOOMBA TRUCK SPARES BENCHMARK 70
Handicap - 1300m
14 June 2025 - 12:34



Track Rating: Good 4, Weather: Fine, Rail Position: 1.5 metre Entire

Section	Overall	1200m	1000m	800m	600m	400m	200m						
Section Times	1:20.48 [4] (0:08.82)	1:11.66 [4] (0:11.19)	1:00.47 [6] (0:11.67)	0:48.80 [6] (0:12.26)	0:36.54 [7] (0:12.26)	0:24.28 [7] (0:12.13)	0:12.15 [8] (0:12.15)						
Average Speed [km/h]	40.7	64.5	61.8	59.0	58.5	59.0	59.3						
Top Speed [km/h]	60.8	65.8	64.0	60.1	59.3	60.7	60.4						
Avg. Dist. to Rail [m]	4.6	1.9	1.3	0.2	0.5	0.9	3.8						
Avg. Stride Freq. [Hz]	2.3	2.4	2.3	2.3	2.3	2.3	2.3						
Avg. Stride Length [m]	5.7	7.5	7.4	7.2	7.1	7.1	7.1						





Horse/Jockey Name	Chinchilla Ahead
Final Rank	5
Fastest Section Time (Section)	0:08.79 (Overall)
Top Speed [km/h] (Section)	67.4 (1200m)
Race State	Finished

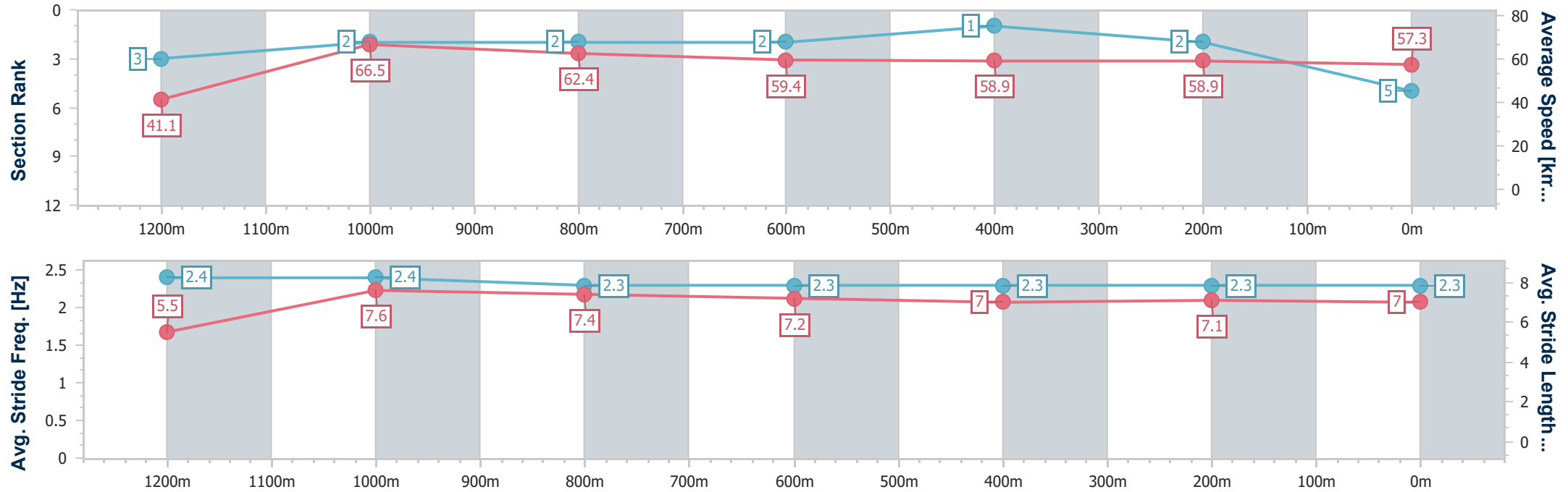


ToowoombaProfessional
Race 1: TOOWOOMBA TRUCK SPARES BENCHMARK 70
Handicap - 1300m
14 June 2025 - 12:34



Track Rating: Good 4, Weather: Fine, Rail Position: 1.5 metre Entire

Section	Overall	1200m	1000m	800m	600m	400m	200m						
Section Times	1:20.50 [5] (0:08.79)	1:11.71 [3] (0:10.87)	1:00.84 [2] (0:11.62)	0:49.22 [2] (0:12.15)	0:37.07 [2] (0:12.21)	0:24.86 [1] (0:12.29)	0:12.57 [2] (0:12.57)						
Average Speed [km/h]	41.1	66.5	62.4	59.4	58.9	58.9	57.3						
Top Speed [km/h]	63.6	67.4	64.9	60.9	60.3	59.8	58.7						
Avg. Dist. to Rail [m]	10.9	4.9	2.0	0.6	0.4	1.4	3.0						
Avg. Stride Freq. [Hz]	2.4	2.4	2.3	2.3	2.3	2.3	2.3						
Avg. Stride Length [m]	5.5	7.6	7.4	7.2	7.0	7.1	7.0						





Horse/Jockey Name	Bauhinia Rock
Final Rank	6
Fastest Section Time (Section)	0:08.61 (Overall)
Top Speed [km/h] (Section)	67.3 (1200m)
Race State	Finished

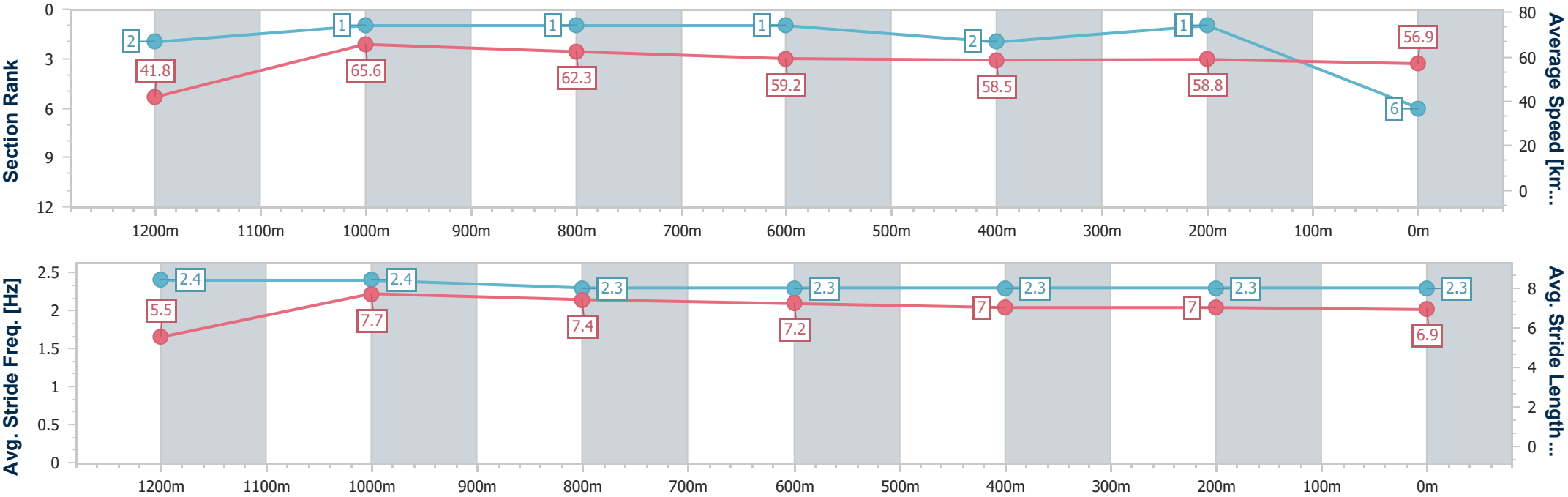


ToowoombaProfessional
Race 1: TOOWOOMBA TRUCK SPARES BENCHMARK 70
Handicap - 1300m
14 June 2025 - 12:34



Track Rating: Good 4, Weather: Fine, Rail Position: 1.5 metre Entire

Section	Overall	1200m	1000m	800m	600m	400m	200m						
Section Times	1:20.57 [6] (0:08.61)	1:11.96 [2] (0:10.97)	1:00.99 [1] (0:11.63)	0:49.36 [1] (0:12.19)	0:37.17 [1] (0:12.28)	0:24.89 [2] (0:12.24)	0:12.65 [1] (0:12.65)						
Average Speed [km/h]	41.8	65.6	62.3	59.2	58.5	58.8	56.9						
Top Speed [km/h]	63.2	67.3	64.9	60.1	59.1	59.6	58.2						
Avg. Dist. to Rail [m]	9.0	4.0	1.6	0.2	0.2	0.5	1.0						
Avg. Stride Freq. [Hz]	2.4	2.4	2.3	2.3	2.3	2.3	2.3						
Avg. Stride Length [m]	5.5	7.7	7.4	7.2	7.0	7.0	6.9						





Horse/Jockey Name	Dark Skies
Final Rank	7
Fastest Section Time (Section)	0:08.82 (Overall)
Top Speed [km/h] (Section)	65.8 (1200m)
Race State	Finished

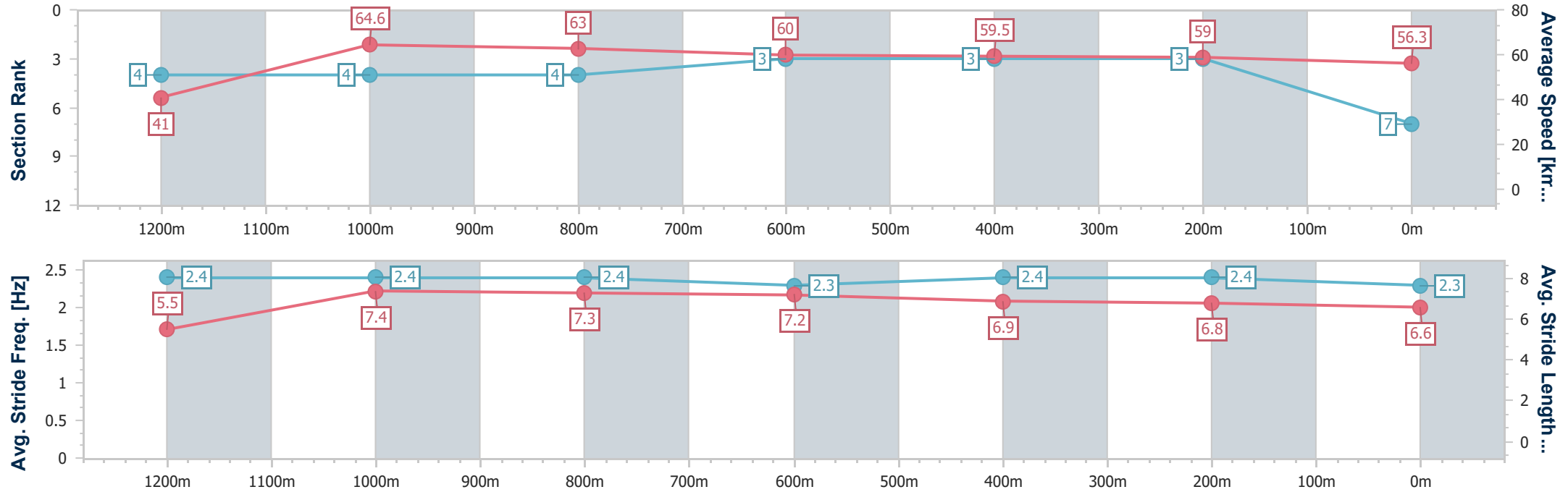


ToowoombaProfessional
Race 1: TOOWOOMBA TRUCK SPARES BENCHMARK 70
Handicap - 1300m
14 June 2025 - 12:34



Track Rating: Good 4, Weather: Fine, Rail Position: 1.5 metre Entire

Section	Overall	1200m	1000m	800m	600m	400m	200m						
Section Times	1:20.76 [7] (0:08.82)	1:11.94 [4] (0:11.14)	1:00.80 [4] (0:11.56)	0:49.24 [4] (0:12.04)	0:37.20 [3] (0:12.18)	0:25.02 [3] (0:12.22)	0:12.80 [3] (0:12.80)						
Average Speed [km/h]	41.0	64.6	63.0	60.0	59.5	59.0	56.3						
Top Speed [km/h]	63.7	65.8	65.2	61.3	60.1	59.8	58.2						
Avg. Dist. to Rail [m]	11.6	5.6	2.8	1.3	0.9	1.2	2.3						
Avg. Stride Freq. [Hz]	2.4	2.4	2.4	2.3	2.4	2.4	2.3						
Avg. Stride Length [m]	5.5	7.4	7.3	7.2	6.9	6.8	6.6						





Horse/Jockey Name	Elected
Final Rank	8
Fastest Section Time (Section)	0:08.54 (Overall)
Top Speed [km/h] (Section)	65.7 (1200m)
Race State	Finished

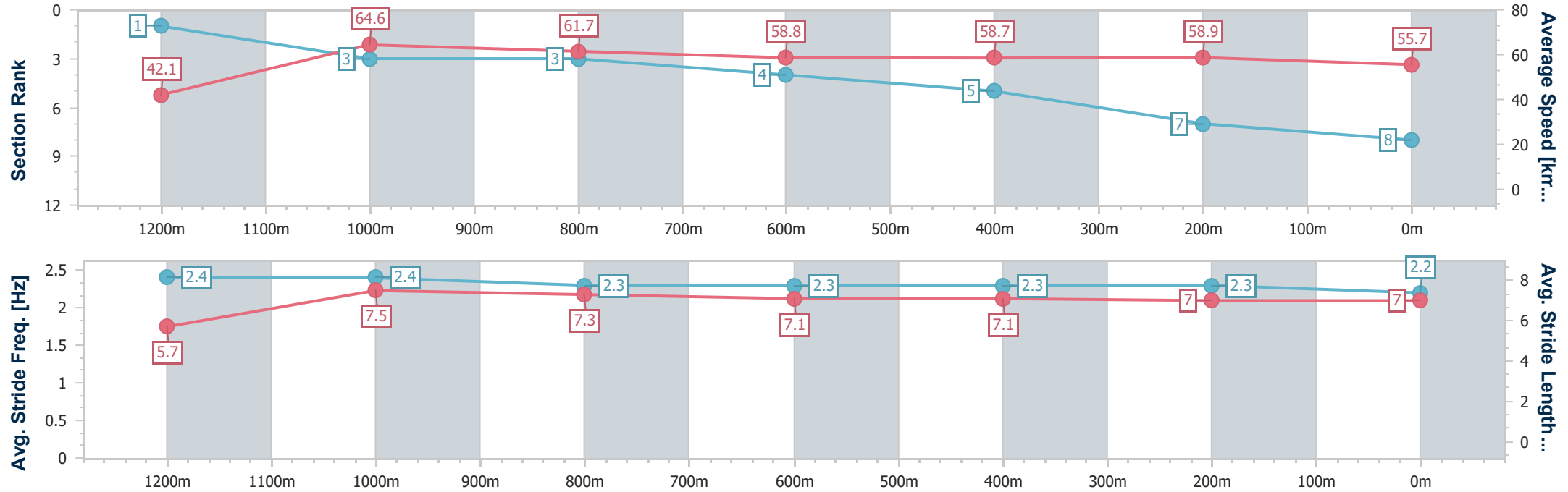


ToowoombaProfessional
Race 1: TOOWOOMBA TRUCK SPARES BENCHMARK 70
Handicap - 1300m
14 June 2025 - 12:34



Track Rating: Good 4, Weather: Fine, Rail Position: 1.5 metre Entire

Section	Overall	1200m	1000m	800m	600m	400m	200m						
Section Times	1:21.10 [8] (0:08.54)	1:12.56 [1] (0:11.15)	1:01.41 [3] (0:11.73)	0:49.68 [3] (0:12.26)	0:37.42 [4] (0:12.31)	0:25.11 [5] (0:12.17)	0:12.94 [7] (0:12.94)						
Average Speed [km/h]	42.1	64.6	61.7	58.8	58.7	58.9	55.7						
Top Speed [km/h]	61.9	65.7	64.1	60.1	58.9	59.9	58.0						
Avg. Dist. to Rail [m]	6.0	2.5	1.4	0.8	0.3	0.8	0.5						
Avg. Stride Freq. [Hz]	2.4	2.4	2.3	2.3	2.3	2.3	2.2						
Avg. Stride Length [m]	5.7	7.5	7.3	7.1	7.1	7.0	7.0						





Horse/Jockey Name	Ella Te Ama
Final Rank	9
Fastest Section Time (Section)	0:09.21 (Overall)
Top Speed [km/h] (Section)	65.5 (1200m)
Race State	Finished

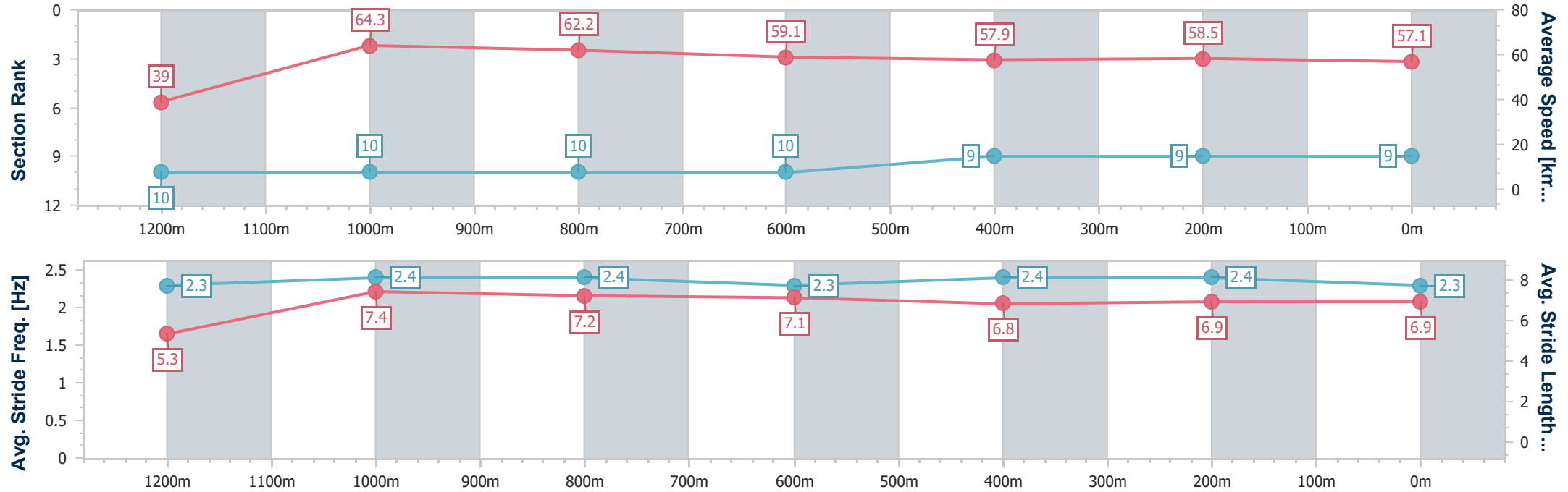


ToowoombaProfessional
Race 1: TOOWOOMBA TRUCK SPARES BENCHMARK 70
Handicap - 1300m
14 June 2025 - 12:34



Track Rating: Good 4, Weather: Fine, Rail Position: 1.5 metre Entire

Section	Overall	1200m	1000m	800m	600m	400m	200m						
Section Times	1:21.36 [9] (0:09.21)	1:12.15 [10] (0:11.22)	1:00.93 [10] (0:11.62)	0:49.31 [10] (0:12.12)	0:37.19 [10] (0:12.34)	0:24.85 [9] (0:12.24)	0:12.61 [9] (0:12.61)						
Average Speed [km/h]	39.0	64.3	62.2	59.1	57.9	58.5	57.1						
Top Speed [km/h]	60.1	65.5	64.6	61.1	59.1	59.7	58.7						
Avg. Dist. to Rail [m]	6.5	0.9	0.8	1.0	1.1	1.4	0.9						
Avg. Stride Freq. [Hz]	2.3	2.4	2.4	2.3	2.4	2.4	2.3						
Avg. Stride Length [m]	5.3	7.4	7.2	7.1	6.8	6.9	6.9						





Horse/Jockey Name	Bean Dancing
Final Rank	10
Fastest Section Time (Section)	0:08.98 (Overall)
Top Speed [km/h] (Section)	66.1 (1200m)
Race State	Finished

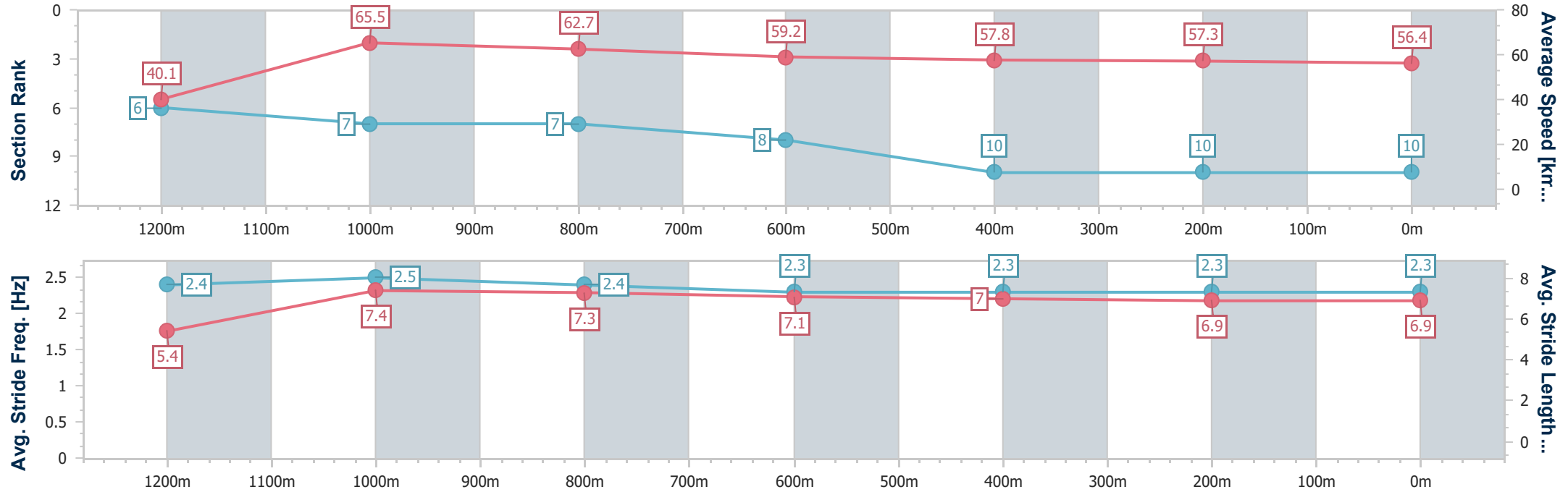


ToowoombaProfessional
Race 1: TOOWOOMBA TRUCK SPARES BENCHMARK 70
Handicap - 1300m
14 June 2025 - 12:34



Track Rating: Good 4, Weather: Fine, Rail Position: 1.5 metre Entire

Section	Overall	1200m	1000m	800m	600m	400m	200m						
Section Times	1:21.93 [10] (0:08.98)	1:12.95 [6] (0:11.04)	1:01.91 [7] (0:11.67)	0:50.24 [7] (0:12.29)	0:37.95 [8] (0:12.59)	0:25.36 [10] (0:12.58)	0:12.78 [10] (0:12.78)						
Average Speed [km/h]	40.1	65.5	62.7	59.2	57.8	57.3	56.4						
Top Speed [km/h]	62.6	66.1	65.2	61.1	58.8	58.0	58.0						
Avg. Dist. to Rail [m]	14.0	8.4	4.8	2.8	2.2	0.9	0.7						
Avg. Stride Freq. [Hz]	2.4	2.5	2.4	2.3	2.3	2.3	2.3						
Avg. Stride Length [m]	5.4	7.4	7.3	7.1	7.0	6.9	6.9						





Toowoomba Professional

Race 2: WHOLESALE HORSEWEAR HOUSE Maiden Handicap - 1625m

14 June 2025 - 13:06



Track Rating: Good 4, Weather: Fine, Rail Position: 1.5 metre Entire

Section						Overall	1400m	1200m	1000m	800m	600m	400m	Last 600m		
Field Times						1:40.68 (0:14.75)	1:25.93 (0:11.27)	1:14.66 (0:11.58)	1:03.08 (0:12.78)	0:50.30 (0:13.23)	0:37.07 (0:12.45)	0:24.62 (0:12.24)	0:37.07		
Rank	TAB	Horse/Jockey	Barrier	Top Speed [km/h]	Fastest Section										Distance Travelled [m]
1	2	AOOM'S CHOICE	6	67.7	0:11.27	1:40.68 [1]	1:25.43 [5]	1:14.16 [7]	1:02.49 [7]	0:49.68 [8]	0:36.89 [3]	0:24.53 [2]	0:36.89		
		Karl Zechner		1400m	1400m	(0:15.25)	(0:11.27)	(0:11.67)	(0:12.81)	(0:12.79)	(0:12.36)	(0:12.15)			
2	6	ROTHWEILER	7	68.9	0:11.00	1:41.03 [2]	1:26.00 [2]	1:15.00 [2]	1:03.43 [1]	0:50.65 [1]	0:37.42 [1]	0:24.97 [1]	0:37.42	-4	
		Chelsea Baker		Overall	1400m	(0:15.03)	(0:11.00)	(0:11.57)	(0:12.78)	(0:13.23)	(0:12.45)	(0:12.29)			
3	9	LIPSTICK LIES	2	68.0	0:11.01	1:41.49 [3]	1:26.38 [3]	1:15.37 [4]	1:03.58 [3]	0:50.86 [3]	0:37.68 [4]	0:25.29 [4]	0:37.68	-14	
		Montanna Savva		Overall	1400m	(0:15.11)	(0:11.01)	(0:11.79)	(0:12.72)	(0:13.18)	(0:12.39)	(0:12.37)			
4	7	SUNSHINE SALLY	5	69.1	0:11.06	1:41.93 [4]	1:26.55 [7]	1:15.49 [6]	1:03.86 [6]	0:51.03 [5]	0:37.86 [5]	0:25.19 [5]	0:37.86	-14	
		Kelsey Lenton		Overall	1400m	(0:15.38)	(0:11.06)	(0:11.63)	(0:12.83)	(0:13.17)	(0:12.67)	(0:12.31)			
5	4	PROCLAIMER	3	68.0	0:11.25	1:41.98 [5]	1:26.56 [8]	1:15.31 [8]	1:03.71 [8]	0:51.07 [7]	0:37.87 [6]	0:25.02 [6]	0:37.87	-14	
		Tahlia Fenlon		Overall	1400m	(0:15.42)	(0:11.25)	(0:11.60)	(0:12.64)	(0:13.20)	(0:12.85)	(0:12.39)			
6	5	LETTERS OF ROMANCE	1	67.2	0:11.27	1:42.06 [6]	1:27.31 [1]	1:16.04 [1]	1:04.39 [2]	0:51.50 [2]	0:38.35 [2]	0:25.89 [3]	0:38.35	-9	
		Kenji Yoshida		Overall	1400m	(0:14.75)	(0:11.27)	(0:11.65)	(0:12.89)	(0:13.15)	(0:12.46)	(0:12.73)			
7	3	AUTUMN SALUTE	8	70.8	0:10.95	1:42.26 [7]	1:27.10 [4]	1:16.15 [3]	1:04.28 [4]	0:51.36 [6]	0:38.11 [7]	0:25.18 [7]	0:38.11	-2	
		Corey Bayliss		Overall	1400m	(0:15.16)	(0:10.95)	(0:11.87)	(0:12.92)	(0:13.25)	(0:12.93)	(0:12.42)			
8	8	IMPOSING TIGER	4	69.2	0:11.14	1:46.29 [8]	1:31.03 [6]	1:19.89 [5]	1:08.24 [5]	0:55.42 [4]	0:42.14 [7]	0:29.14 [8]	0:42.14	-18	
		Billie-Rose Andrew		Overall	1400m	(0:15.26)	(0:11.14)	(0:11.65)	(0:12.82)	(0:13.28)	(0:13.00)	(0:13.99)			

Scratched: Circus Maximus (#1)



Toowoomba Professional

Race 2: WHOLESALE HORSEWEAR HOUSE Maiden Handicap - 1625m

14 June 2025 - 13:06



Track Rating: Good 4, Weather: Fine, Rail Position: 1.5 metre Entire

Section Field Times		200m 0:12.38 (0:12.38)					Last 600m 0:37.07	
Rank	TAB	Horse/Jockey	Barrier	Top Speed [km/h]	Fastest Section	Margin		Distance Travelled [m]
1	2	AOOM'S CHOICE	6	67.7	0:11.27	0:12.38 [1]	1:40.68	0:36.89
		Karl Zechner		1400m	1400m	(0:12.38)		
2	6	ROTHWEILER	7	68.9	0:11.00	0:12.68 [2]	2L	0:37.42
		Chelsea Baker		Overall	1400m	(0:12.68)		-4
3	9	LIPSTICK LIES	2	68.0	0:11.01	0:12.92 [3]	4.5L	0:37.68
		Montanna Savva		Overall	1400m	(0:12.92)		-14
4	7	SUNSHINE SALLY	5	69.1	0:11.06	0:12.88 [5]	7L	0:37.86
		Kelsey Lenton		Overall	1400m	(0:12.88)		-14
5	4	PROCLAIMER	3	68.0	0:11.25	0:12.63 [6]	7.2L	0:37.87
		Tahlia Fenlon		Overall	1400m	(0:12.63)		-14
6	5	LETTERS OF ROMANCE	1	67.2	0:11.27	0:13.16 [4]	7.6L	0:38.35
		Kenji Yoshida		Overall	1400m	(0:13.16)		-9
7	3	AUTUMN SALUTE	8	70.8	0:10.95	0:12.76 [7]	8.6L	0:38.11
		Corey Bayliss		Overall	1400m	(0:12.76)		-2
8	8	IMPOSING TIGER	4	69.2	0:11.14	0:15.15 [8]	32.1L	0:42.14
		Billie-Rose Andrew		Overall	1400m	(0:15.15)		-18

Scratched: Circus Maximus (#1)



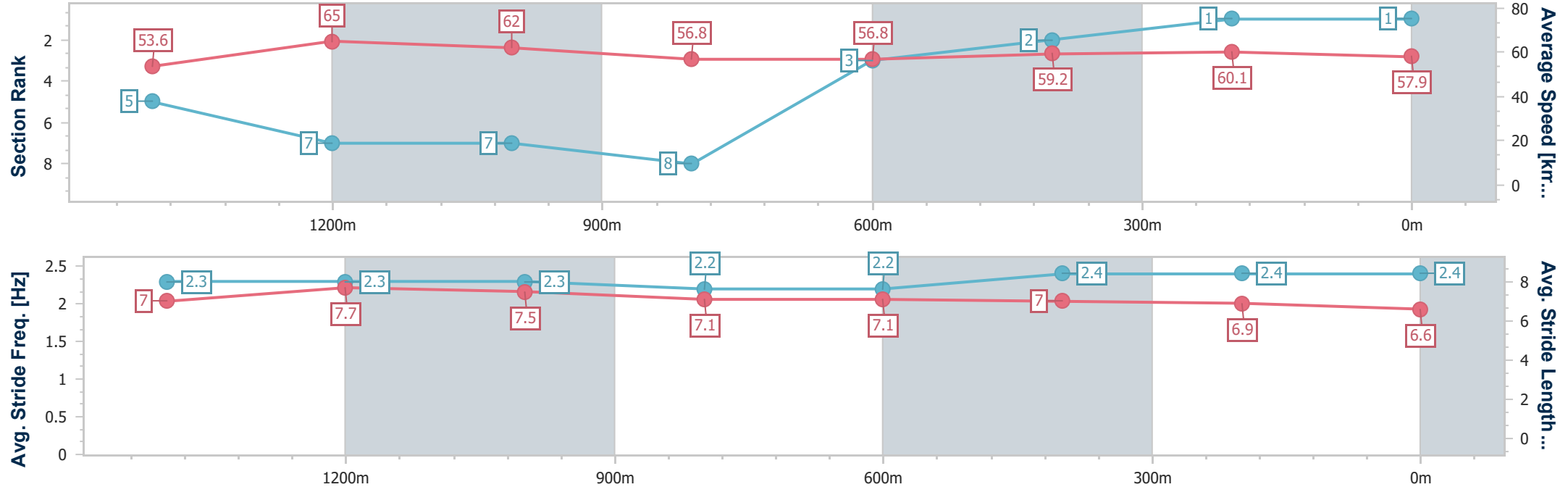
Horse/Jockey Name	Aoom's Choice
Final Rank	1
Fastest Section Time (Section)	0:11.27 (1400m)
Top Speed [km/h] (Section)	67.7 (1400m)
Race State	Finished



ToowoombaProfessional
Race 2: WHOLESALE HORSEWEAR HOUSE Maiden Handicap - 1625m
14 June 2025 - 13:06
Track Rating: Good 4, Weather: Fine, Rail Position: 1.5 metre Entire



Section	Overall	1400m	1200m	1000m	800m	600m	400m	200m					
Section Times	1:40.68 [1] (0:15.25)	1:25.43 [5] (0:11.27)	1:14.16 [7] (0:11.67)	1:02.49 [7] (0:12.81)	0:49.68 [8] (0:12.79)	0:36.89 [3] (0:12.36)	0:24.53 [2] (0:12.15)	0:12.38 [1] (0:12.38)					
Average Speed [km/h]	53.6	65.0	62.0	56.8	56.8	59.2	60.1	57.9					
Top Speed [km/h]	67.4	67.7	63.4	59.5	59.5	60.0	60.7	60.0					
Avg. Dist. to Rail [m]	5.4	3.3	4.3	3.7	3.0	3.0	3.9	1.4					
Avg. Stride Freq. [Hz]	2.3	2.3	2.3	2.2	2.2	2.4	2.4	2.4					
Avg. Stride Length [m]	7.0	7.7	7.5	7.1	7.1	7.0	6.9	6.6					



[] Ranking at each section and finish
-.-.- No data available at this section
NA No data available



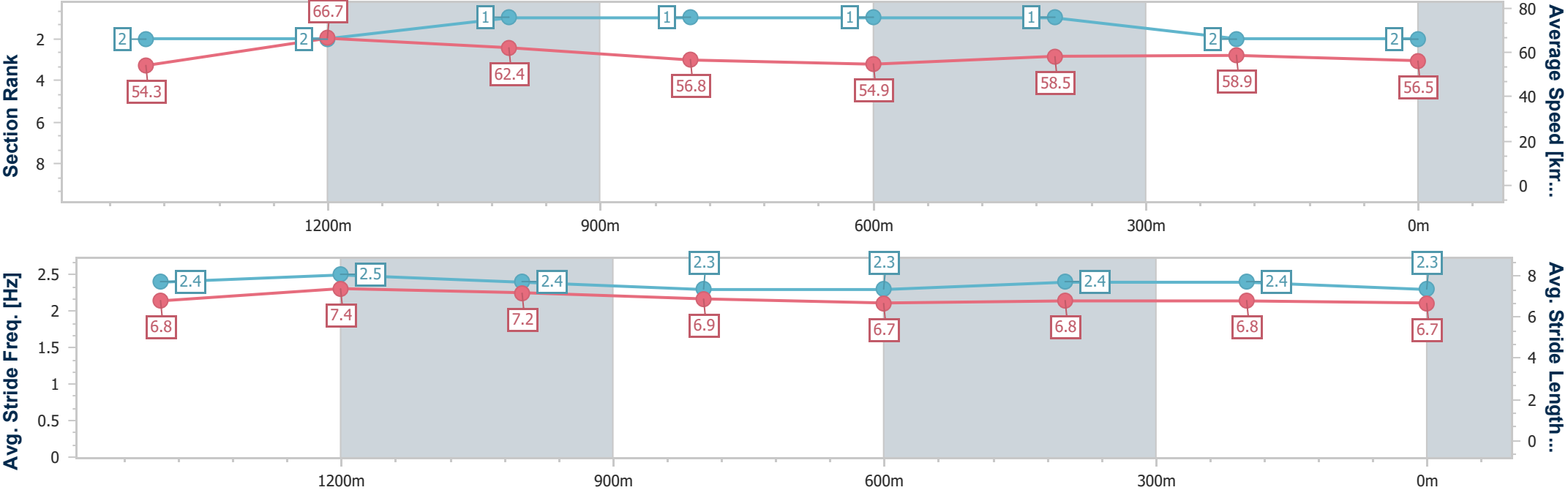
Horse/Jockey Name	Rothweiler
Final Rank	2
Fastest Section Time (Section)	0:11.00 (1400m)
Top Speed [km/h] (Section)	68.9 (Overall)
Race State	Finished



Toowoomba Professional
Race 2: WHOLESALE HORSEWEAR HOUSE Maiden Handicap - 1625m
14 June 2025 - 13:06
Track Rating: Good 4, Weather: Fine, Rail Position: 1.5 metre Entire



Section	Overall	1400m	1200m	1000m	800m	600m	400m	200m					
Section Times	1:41.03 [2] (0:15.03)	1:26.00 [2] (0:11.00)	1:15.00 [2] (0:11.57)	1:03.43 [1] (0:12.78)	0:50.65 [1] (0:13.23)	0:37.42 [1] (0:12.45)	0:24.97 [1] (0:12.29)	0:12.68 [2] (0:12.68)					
Average Speed [km/h]	54.3	66.7	62.4	56.8	54.9	58.5	58.9	56.5					
Top Speed [km/h]	68.9	68.4	66.2	58.0	56.6	60.2	60.2	57.9					
Avg. Dist. to Rail [m]	6.0	3.3	3.7	2.7	2.8	2.1	1.1	0.6					
Avg. Stride Freq. [Hz]	2.4	2.5	2.4	2.3	2.3	2.4	2.4	2.3					
Avg. Stride Length [m]	6.8	7.4	7.2	6.9	6.7	6.8	6.8	6.7					





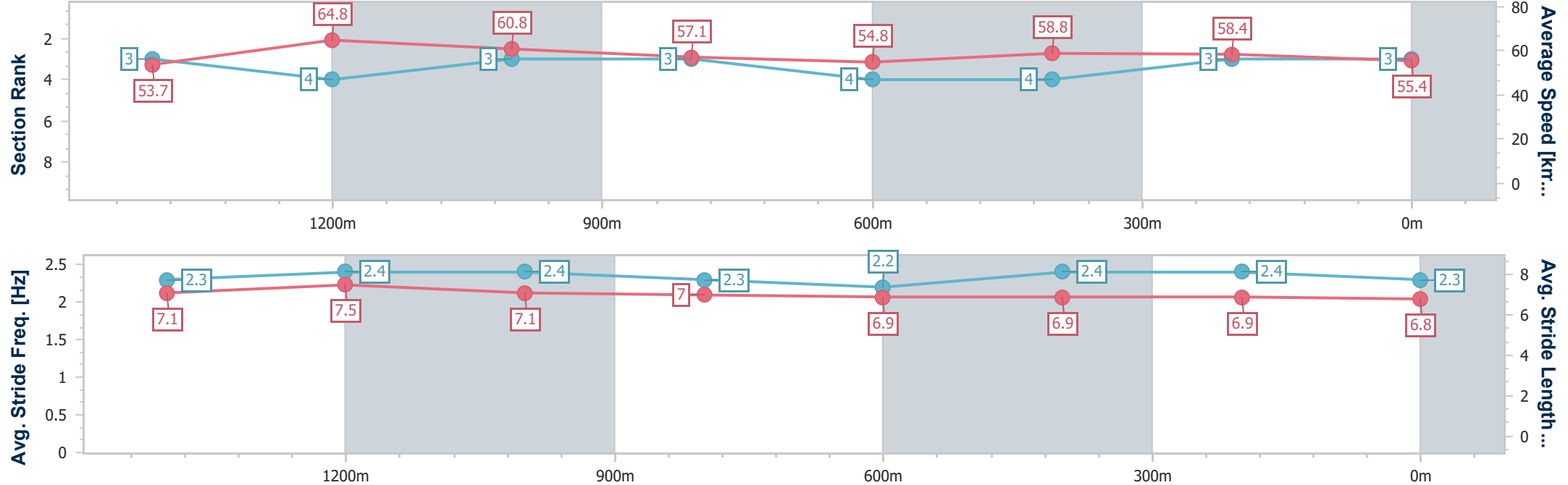
Horse/Jockey Name	Lipstick Lies
Final Rank	3
Fastest Section Time (Section)	0:11.01 (1400m)
Top Speed [km/h] (Section)	68.0 (Overall)
Race State	Finished



ToowoombaProfessional
Race 2: WHOLESALE HORSEWEAR HOUSE Maiden Handicap -
1625m
14 June 2025 - 13:06
Track Rating: Good 4, Weather: Fine, Rail Position: 1.5 metre Entire



Section	Overall	1400m	1200m	1000m	800m	600m	400m	200m					
Section Times	1:41.49 [3] (0:15.11)	1:26.38 [3] (0:11.01)	1:15.37 [4] (0:11.79)	1:03.58 [3] (0:12.72)	0:50.86 [3] (0:13.18)	0:37.68 [4] (0:12.39)	0:25.29 [4] (0:12.37)	0:12.92 [3] (0:12.92)					
Average Speed [km/h]	53.7	64.8	60.8	57.1	54.8	58.8	58.4	55.4					
Top Speed [km/h]	68.0	66.3	62.8	59.1	56.6	59.6	59.5	57.0					
Avg. Dist. to Rail [m]	2.5	1.7	0.8	1.6	1.6	2.2	1.4	3.5					
Avg. Stride Freq. [Hz]	2.3	2.4	2.4	2.3	2.2	2.4	2.4	2.3					
Avg. Stride Length [m]	7.1	7.5	7.1	7.0	6.9	6.9	6.9	6.8					





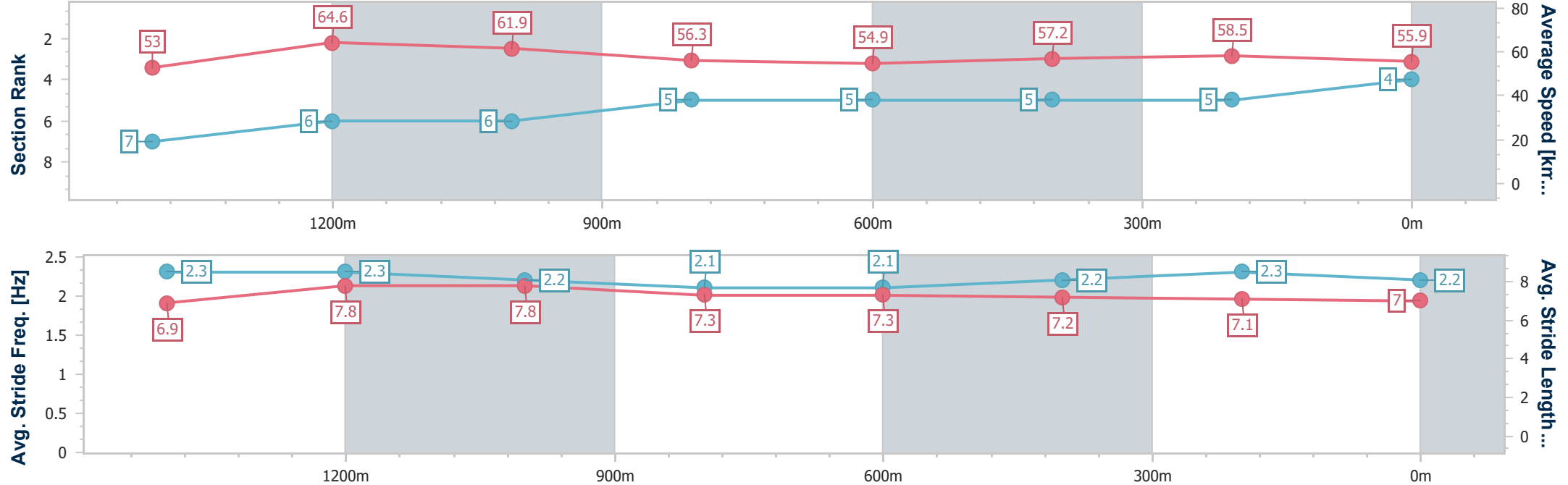
Horse/Jockey Name	Sunshine Sally
Final Rank	4
Fastest Section Time (Section)	0:11.06 (1400m)
Top Speed [km/h] (Section)	69.1 (Overall)
Race State	Finished



ToowoombaProfessional
Race 2: WHOLESALE HORSEWEAR HOUSE Maiden Handicap -
1625m
14 June 2025 - 13:06
Track Rating: Good 4, Weather: Fine, Rail Position: 1.5 metre Entire



Section	Overall	1400m	1200m	1000m	800m	600m	400m	200m					
Section Times	1:41.93 [4] (0:15.38)	1:26.55 [7] (0:11.06)	1:15.49 [6] (0:11.63)	1:03.86 [6] (0:12.83)	0:51.03 [5] (0:13.17)	0:37.86 [5] (0:12.67)	0:25.19 [5] (0:12.31)	0:12.88 [5] (0:12.88)					
Average Speed [km/h]	53.0	64.6	61.9	56.3	54.9	57.2	58.5	55.9					
Top Speed [km/h]	69.1	68.5	64.0	58.0	56.3	59.1	59.8	57.8					
Avg. Dist. to Rail [m]	3.9	0.7	0.6	0.8	1.1	0.5	1.0	0.6					
Avg. Stride Freq. [Hz]	2.3	2.3	2.2	2.1	2.1	2.2	2.3	2.2					
Avg. Stride Length [m]	6.9	7.8	7.8	7.3	7.3	7.2	7.1	7.0					





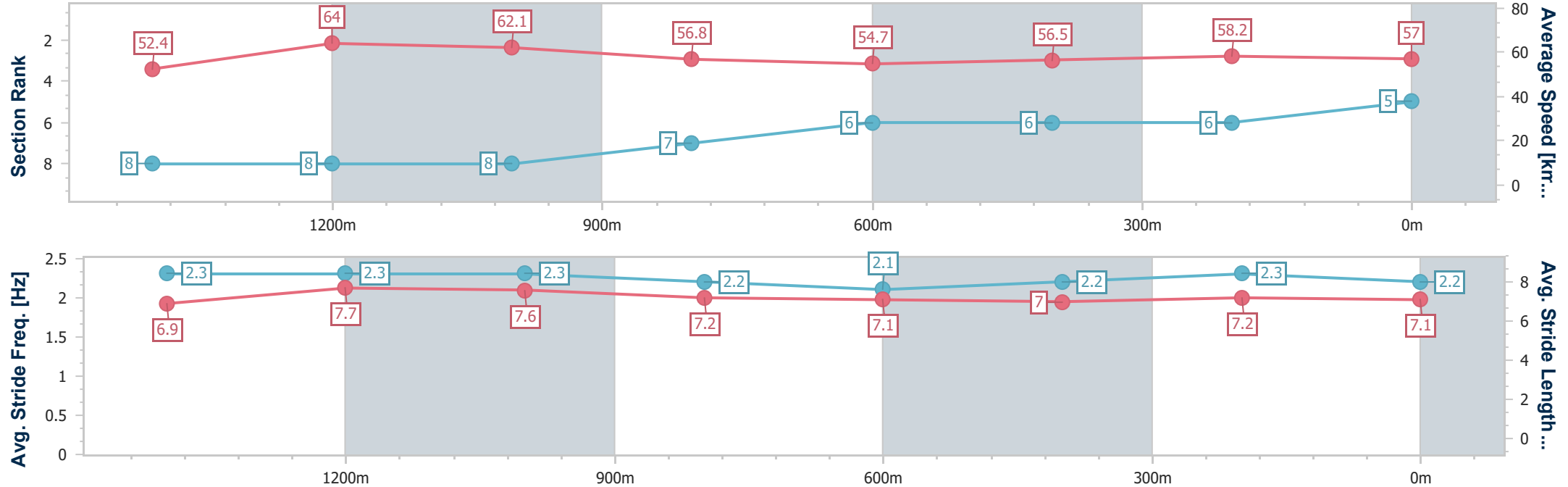
Horse/Jockey Name	Proclaimer
Final Rank	5
Fastest Section Time (Section)	0:11.25 (1400m)
Top Speed [km/h] (Section)	68.0 (Overall)
Race State	Finished



ToowoombaProfessional
Race 2: WHOLESALE HORSEWEAR HOUSE Maiden Handicap -
1625m
14 June 2025 - 13:06
Track Rating: Good 4, Weather: Fine, Rail Position: 1.5 metre Entire



Section	Overall	1400m	1200m	1000m	800m	600m	400m	200m					
Section Times	1:41.98 [5] (0:15.42)	1:26.56 [8] (0:11.25)	1:15.31 [8] (0:11.60)	1:03.71 [8] (0:12.64)	0:51.07 [7] (0:13.20)	0:37.87 [6] (0:12.85)	0:25.02 [6] (0:12.39)	0:12.63 [6] (0:12.63)					
Average Speed [km/h]	52.4	64.0	62.1	56.8	54.7	56.5	58.2	57.0					
Top Speed [km/h]	68.0	64.8	63.4	61.0	55.6	57.8	58.9	58.6					
Avg. Dist. to Rail [m]	3.0	0.3	0.5	0.5	0.5	1.5	0.5	1.3					
Avg. Stride Freq. [Hz]	2.3	2.3	2.3	2.2	2.1	2.2	2.3	2.2					
Avg. Stride Length [m]	6.9	7.7	7.6	7.2	7.1	7.0	7.2	7.1					





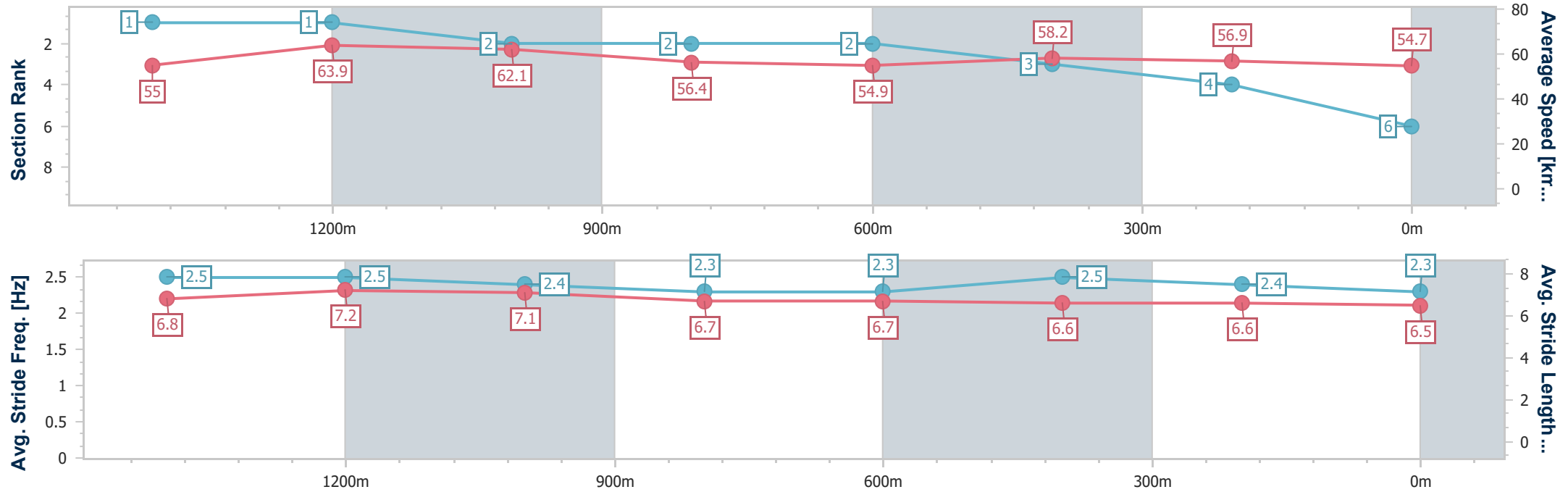
Horse/Jockey Name	Letters Of Romance
Final Rank	6
Fastest Section Time (Section)	0:11.27 (1400m)
Top Speed [km/h] (Section)	67.2 (Overall)
Race State	Finished



ToowoombaProfessional
Race 2: WHOLESALE HORSEWEAR HOUSE Maiden Handicap -
1625m
14 June 2025 - 13:06
Track Rating: Good 4, Weather: Fine, Rail Position: 1.5 metre Entire



Section	Overall	1400m	1200m	1000m	800m	600m	400m	200m					
Section Times	1:42.06 [6] (0:14.75)	1:27.31 [1] (0:11.27)	1:16.04 [1] (0:11.65)	1:04.39 [2] (0:12.89)	0:51.50 [2] (0:13.15)	0:38.35 [2] (0:12.46)	0:25.89 [3] (0:12.73)	0:13.16 [4] (0:13.16)					
Average Speed [km/h]	55.0	63.9	62.1	56.4	54.9	58.2	56.9	54.7					
Top Speed [km/h]	67.2	66.5	63.8	58.8	57.5	59.5	58.0	55.8					
Avg. Dist. to Rail [m]	1.9	0.9	3.0	2.9	1.2	1.1	1.4	1.4					
Avg. Stride Freq. [Hz]	2.5	2.5	2.4	2.3	2.3	2.5	2.4	2.3					
Avg. Stride Length [m]	6.8	7.2	7.1	6.7	6.7	6.6	6.6	6.5					



[] Ranking at each section and finish
-.-.- No data available at this section
NA No data available



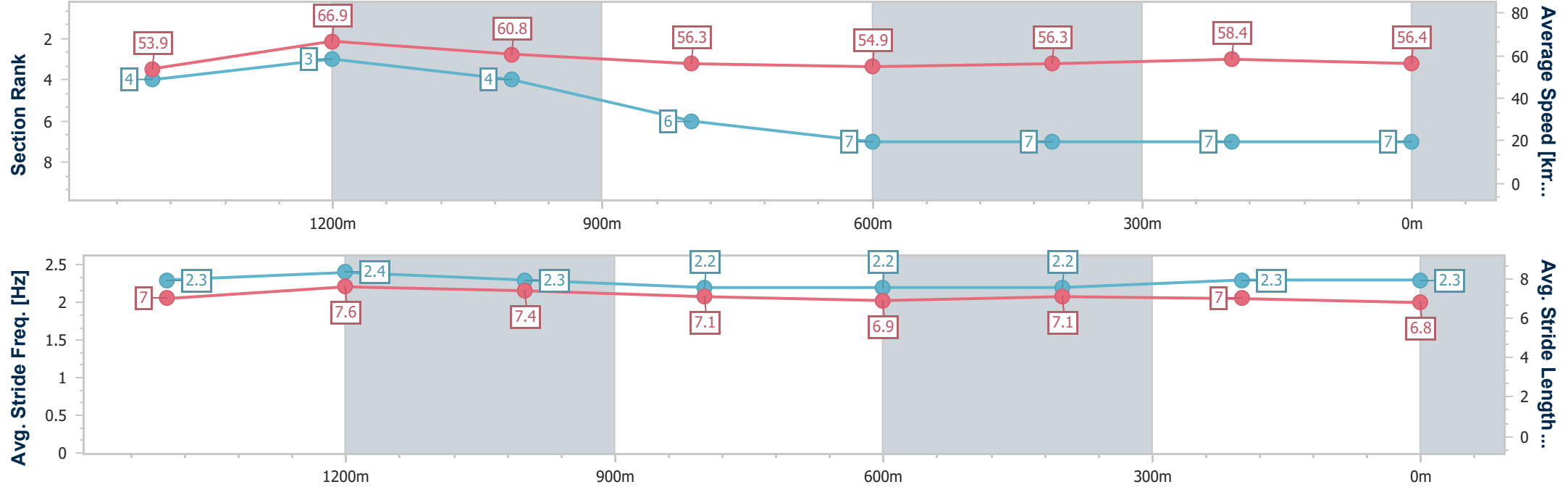
Horse/Jockey Name	Autumn Salute
Final Rank	7
Fastest Section Time (Section)	0:10.95 (1400m)
Top Speed [km/h] (Section)	70.8 (Overall)
Race State	Finished



ToowoombaProfessional
Race 2: WHOLESALE HORSEWEAR HOUSE Maiden Handicap - 1625m
14 June 2025 - 13:06
Track Rating: Good 4, Weather: Fine, Rail Position: 1.5 metre Entire



Section	Overall	1400m	1200m	1000m	800m	600m	400m	200m					
Section Times	1:42.26 [7] (0:15.16)	1:27.10 [4] (0:10.95)	1:16.15 [3] (0:11.87)	1:04.28 [4] (0:12.92)	0:51.36 [6] (0:13.25)	0:38.11 [7] (0:12.93)	0:25.18 [7] (0:12.42)	0:12.76 [7] (0:12.76)					
Average Speed [km/h]	53.9	66.9	60.8	56.3	54.9	56.3	58.4	56.4					
Top Speed [km/h]	70.8	70.7	62.8	59.5	55.7	57.6	58.8	58.2					
Avg. Dist. to Rail [m]	6.9	2.5	2.8	2.9	3.2	2.6	1.5	2.4					
Avg. Stride Freq. [Hz]	2.3	2.4	2.3	2.2	2.2	2.2	2.3	2.3					
Avg. Stride Length [m]	7.0	7.6	7.4	7.1	6.9	7.1	7.0	6.8					





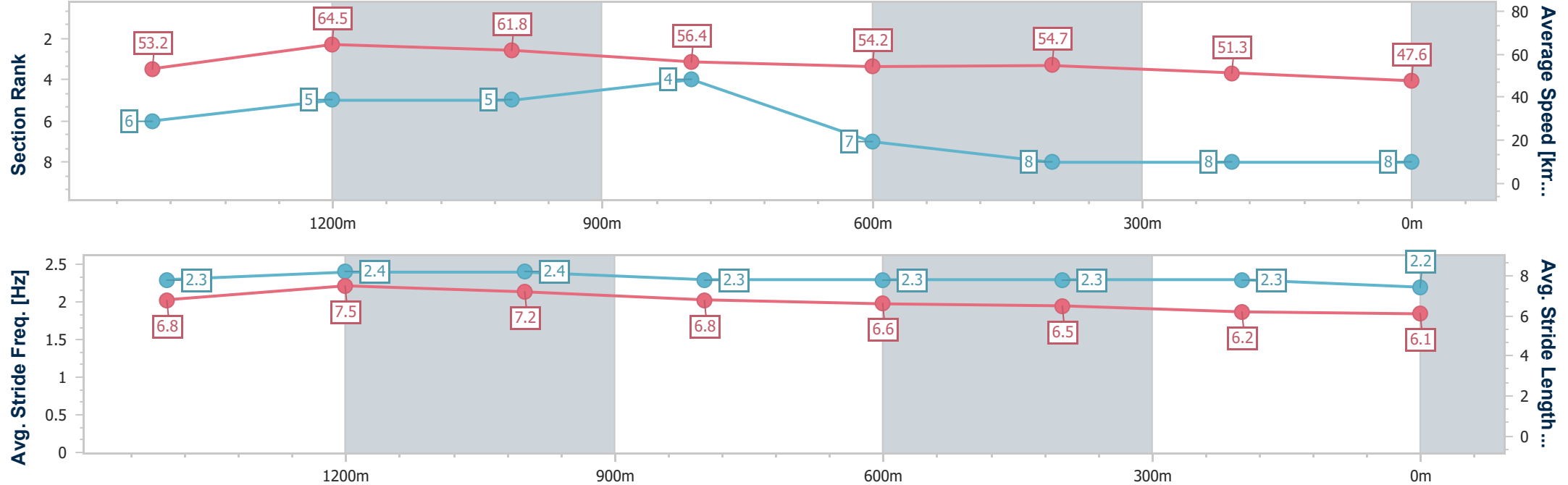
Horse/Jockey Name	Imposing Tiger
Final Rank	8
Fastest Section Time (Section)	0:11.14 (1400m)
Top Speed [km/h] (Section)	69.2 (Overall)
Race State	Finished



ToowoombaProfessional
Race 2: WHOLESALE HORSEWEAR HOUSE Maiden Handicap -
1625m
14 June 2025 - 13:06
Track Rating: Good 4, Weather: Fine, Rail Position: 1.5 metre Entire



Section	Overall	1400m	1200m	1000m	800m	600m	400m	200m					
Section Times	1:46.29 [8] (0:15.26)	1:31.03 [6] (0:11.14)	1:19.89 [5] (0:11.65)	1:08.24 [5] (0:12.82)	0:55.42 [4] (0:13.28)	0:42.14 [7] (0:13.00)	0:29.14 [8] (0:13.99)	0:15.15 [8] (0:15.15)					
Average Speed [km/h]	53.2	64.5	61.8	56.4	54.2	54.7	51.3	47.6					
Top Speed [km/h]	69.2	66.9	64.1	60.2	55.5	56.4	52.8	49.3					
Avg. Dist. to Rail [m]	3.7	0.8	0.6	0.9	0.6	1.7	1.1	0.3					
Avg. Stride Freq. [Hz]	2.3	2.4	2.4	2.3	2.3	2.3	2.3	2.2					
Avg. Stride Length [m]	6.8	7.5	7.2	6.8	6.6	6.5	6.2	6.1					





Toowoomba Professional
Race 3: SHEPPARD EARTHMOVING QTIS Two-Year-Old Maiden Plate - 1100m
14 June 2025 - 13:40



Track Rating: Good 4, Weather: Fine, Rail Position: 1.5 metre Entire

Section						Overall	1000m	800m	600m	400m	200m	Last 600m	
Field Times						1:07.94 (0:08.22)	0:59.72 (0:11.05)	0:48.67 (0:11.83)	0:36.84 (0:12.22)	0:24.62 (0:12.11)	0:12.51 (0:12.51)	0:36.84	
Rank	TAB	Horse/Jockey	Barrier	Top Speed [km/h]	Fastest Section							Margin	Distance Travelled [m]
1	3	STIKTODASCRIPT	11	66.4	0:08.22	1:07.94 [1]	0:59.72 [1]	0:48.65 [2]	0:36.84 [1]	0:24.59 [3]	0:12.51 [1]	1:07.94	0:36.84
		Jake Molloy		1000m	Overall	(0:08.22)	(0:11.07)	(0:11.81)	(0:12.25)	(0:12.08)	(0:12.51)		
2	4	TWO MINDS	2	64.7	0:08.78	1:08.19 [2]	0:59.41 [8]	0:48.12 [8]	0:36.62 [6]	0:24.70 [5]	0:12.43 [4]	1.3L	0:36.62 -2
		Cody Collis		1000m	Overall	(0:08.78)	(0:11.29)	(0:11.50)	(0:11.92)	(0:12.27)	(0:12.43)		
3	10	MISS LEANA	5	67.3	0:08.99	1:08.29 [3]	0:59.30 [10]	0:48.31 [7]	0:36.86 [5]	0:24.96 [2]	0:12.81 [2]	1.8L	0:36.86 -1
		Chelsea Baker		1000m	Overall	(0:08.99)	(0:10.99)	(0:11.45)	(0:11.90)	(0:12.15)	(0:12.81)		
4	11	PACIERA	8	65.4	0:08.50	1:08.32 [4]	0:59.82 [3]	0:48.53 [3]	0:36.95 [3]	0:24.88 [4]	0:12.67 [3]	2L	0:36.95 -1
		Corey Bayliss		1000m	Overall	(0:08.50)	(0:11.29)	(0:11.58)	(0:12.07)	(0:12.21)	(0:12.67)		
5	1	KRUMAC	3	65.0	0:08.68	1:08.35 [5]	0:59.67 [6]	0:48.26 [10]	0:36.53 [10]	0:24.44 [10]	0:12.35 [7]	2.2L	0:36.53 +11
		Kenji Yoshida		1000m	Overall	(0:08.68)	(0:11.41)	(0:11.73)	(0:12.09)	(0:12.09)	(0:12.35)		
6	6	DUBBLE HUSSLE	7	65.2	0:08.67	1:08.56 [6]	0:59.89 [5]	0:48.62 [6]	0:36.95 [7]	0:24.89 [8]	0:12.71 [6]	3.2L	0:36.95 +3
		Les Tilley		1000m	Overall	(0:08.67)	(0:11.27)	(0:11.67)	(0:12.06)	(0:12.18)	(0:12.71)		
7	9	LETTIE'S LOT	10	67.2	0:08.85	1:09.14 [7]	1:00.29 [9]	0:49.24 [5]	0:37.74 [4]	0:25.65 [5]	0:13.09 [8]	6.5L	0:37.74 +2
		Kelsey Lenton		1000m	Overall	(0:08.85)	(0:11.05)	(0:11.50)	(0:12.09)	(0:12.56)	(0:13.09)		
8	7	KACHINA GIRL	4	64.2	0:08.53	1:09.23 [8]	1:00.70 [4]	0:49.33 [4]	0:37.61 [8]	0:25.57 [7]	0:13.09 [9]	7L	0:37.61 -6
		Karl Zechner		1000m	Overall	(0:08.53)	(0:11.37)	(0:11.72)	(0:12.04)	(0:12.48)	(0:13.09)		
9	5	WINDSOR ROAD	6	64.4	0:09.18	1:09.48 [9]	1:00.30 [11]	0:48.84 [11]	0:37.32 [11]	0:25.25 [11]	0:12.95 [11]	8.3L	0:37.32 -3
		Stacey Callow		1000m	Overall	(0:09.18)	(0:11.46)	(0:11.52)	(0:12.07)	(0:12.30)	(0:12.95)		
10	8	KVAS	9	67.2	0:08.30	1:09.90 [10]	1:01.60 [2]	0:50.63 [1]	0:38.80 [2]	0:26.58 [1]	0:14.12 [5]	10.6L	0:38.80 -5
		Nathan Evans		1000m	Overall	(0:08.30)	(0:10.97)	(0:11.83)	(0:12.22)	(0:12.46)	(0:14.12)		

Scratched: Over Draft (#2), Umaiza (#13)

Report Created: Sat 14 June 2025 14:50 GMT+10 (Note: Timing is based on position data)

Page 1/13

[] Ranking at each section and finish
-:-:- No data available at this section
NA No data available

SCN Saddle cloth number
DNF Did not finish
DNT Did not track

data processed by  TRIPLESDATA



Toowoomba Professional
Race 3: SHEPPARD EARTHMOVING QTIS Two-Year-Old Maiden Plate -
1100m

14 June 2025 - 13:40



Track Rating: Good 4, Weather: Fine, Rail Position: 1.5 metre Entire

Section						Overall	1000m	800m	600m	400m	200m	Last 600m		
Field Times						1:07.94 (0:08.22)	0:59.72 (0:11.05)	0:48.67 (0:11.83)	0:36.84 (0:12.22)	0:24.62 (0:12.11)	0:12.51 (0:12.51)	0:36.84		
Rank	TAB	Horse/Jockey	Barrier	Top Speed [km/h]	Fastest Section							Margin	Distance Travelled [m]	
11	12	SHEZA BARBAROSSA	1	64.8	0:08.76	1:10.16 [11]	1:01.40 [7]	0:50.08 [9]	0:38.51 [9]	0:26.34 [9]	0:13.64 [10]	12.1L	0:38.51	-7
		Montanna Savva		1000m	Overall	(0:08.76)	(0:11.32)	(0:11.57)	(0:12.17)	(0:12.70)	(0:13.64)			

Scratched: Over Draft (#2), Umaiza (#13)



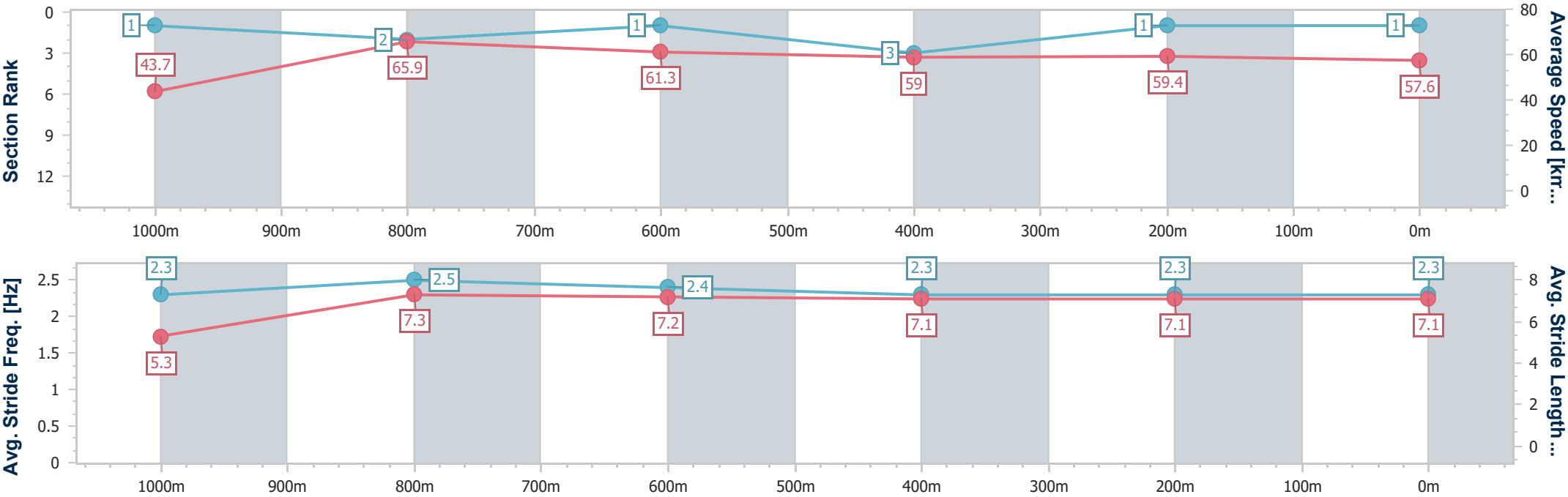
Horse/Jockey Name	Stiktodascrypt
Final Rank	1
Fastest Section Time (Section)	0:08.22 (Overall)
Top Speed [km/h] (Section)	66.4 (1000m)
Race State	Finished



ToowoombaProfessional
Race 3: SHEPPARD EARTHMOVING QTIS Two-Year-Old Maiden
Plate - 1100m
14 June 2025 - 13:40
Track Rating: Good 4, Weather: Fine, Rail Position: 1.5 metre Entire



Section	Overall	1000m	800m	600m	400m	200m							
Section Times	1:07.94 [1] (0:08.22)	0:59.72 [1] (0:11.07)	0:48.65 [2] (0:11.81)	0:36.84 [1] (0:12.25)	0:24.59 [3] (0:12.08)	0:12.51 [1] (0:12.51)							
Average Speed [km/h]	43.7	65.9	61.3	59.0	59.4	57.6							
Top Speed [km/h]	65.9	66.4	65.4	59.9	60.9	58.3							
Avg. Dist. to Rail [m]	9.1	3.0	1.9	0.8	0.6	1.6							
Avg. Stride Freq. [Hz]	2.3	2.5	2.4	2.3	2.3	2.3							
Avg. Stride Length [m]	5.3	7.3	7.2	7.1	7.1	7.1							





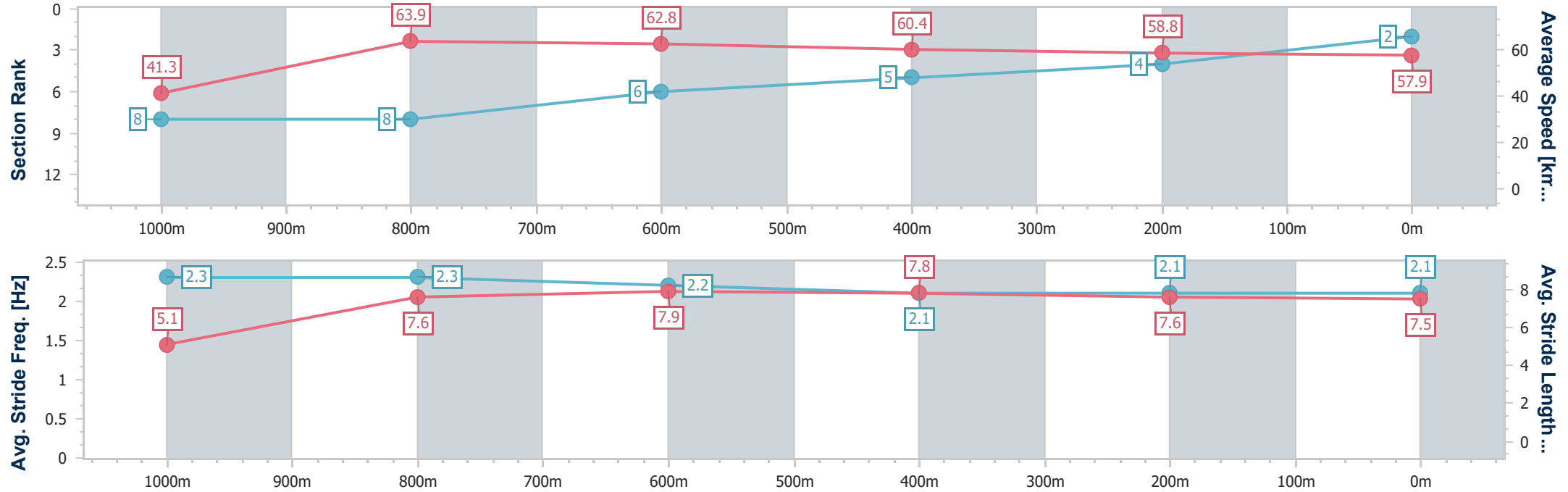
Horse/Jockey Name	Two Minds
Final Rank	2
Fastest Section Time (Section)	0:08.78 (Overall)
Top Speed [km/h] (Section)	64.7 (1000m)
Race State	Finished



ToowoombaProfessional
Race 3: SHEPPARD EARTHMOVING QTIS Two-Year-Old Maiden
Plate - 1100m
14 June 2025 - 13:40
Track Rating: Good 4, Weather: Fine, Rail Position: 1.5 metre Entire



Section	Overall	1000m	800m	600m	400m	200m							
Section Times	1:08.19 [2] (0:08.78)	0:59.41 [8] (0:11.29)	0:48.12 [8] (0:11.50)	0:36.62 [6] (0:11.92)	0:24.70 [5] (0:12.27)	0:12.43 [4] (0:12.43)							
Average Speed [km/h]	41.3	63.9	62.8	60.4	58.8	57.9							
Top Speed [km/h]	63.0	64.7	64.6	61.6	59.2	58.5							
Avg. Dist. to Rail [m]	1.5	0.8	1.4	0.5	0.5	1.4							
Avg. Stride Freq. [Hz]	2.3	2.3	2.2	2.1	2.1	2.1							
Avg. Stride Length [m]	5.1	7.6	7.9	7.8	7.6	7.5							





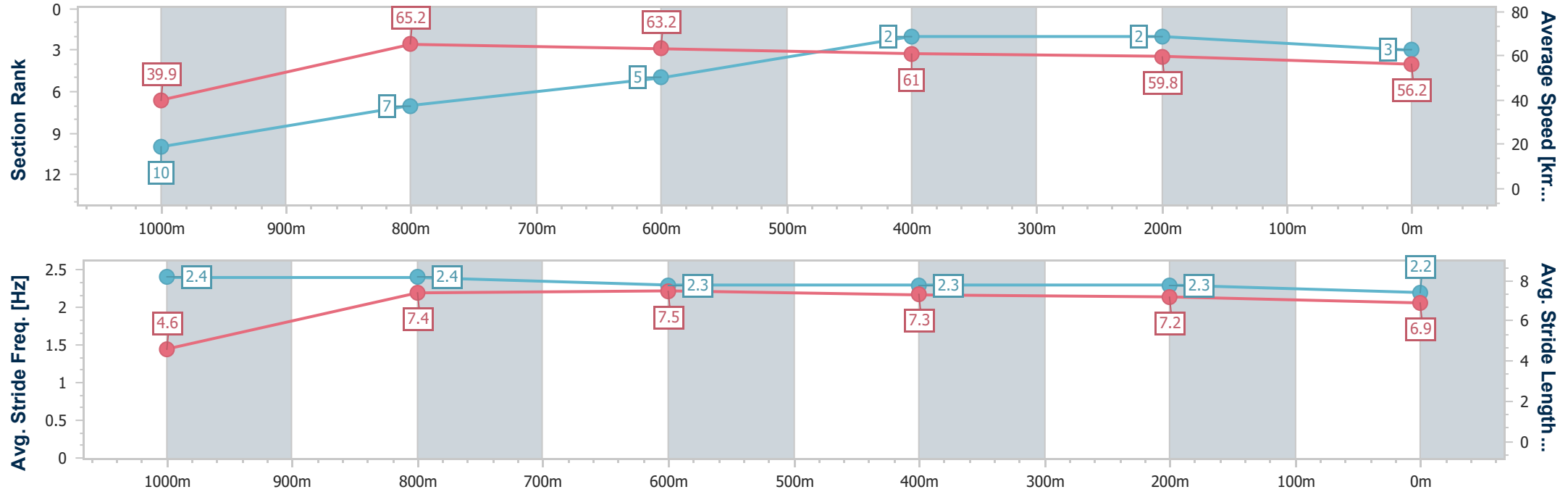
Horse/Jockey Name	Miss Leana
Final Rank	3
Fastest Section Time (Section)	0:08.99 (Overall)
Top Speed [km/h] (Section)	67.3 (1000m)
Race State	Finished



ToowoombaProfessional
Race 3: SHEPPARD EARTHMOVING QTIS Two-Year-Old Maiden
Plate - 1100m
14 June 2025 - 13:40
Track Rating: Good 4, Weather: Fine, Rail Position: 1.5 metre Entire



Section	Overall	1000m	800m	600m	400m	200m							
Section Times	1:08.29 [3] (0:08.99)	0:59.30 [10] (0:10.99)	0:48.31 [7] (0:11.45)	0:36.86 [5] (0:11.90)	0:24.96 [2] (0:12.15)	0:12.81 [2] (0:12.81)							
Average Speed [km/h]	39.9	65.2	63.2	61.0	59.8	56.2							
Top Speed [km/h]	63.6	67.3	64.5	62.7	60.8	58.1							
Avg. Dist. to Rail [m]	2.3	1.5	1.1	2.1	2.1	2.4							
Avg. Stride Freq. [Hz]	2.4	2.4	2.3	2.3	2.3	2.2							
Avg. Stride Length [m]	4.6	7.4	7.5	7.3	7.2	6.9							





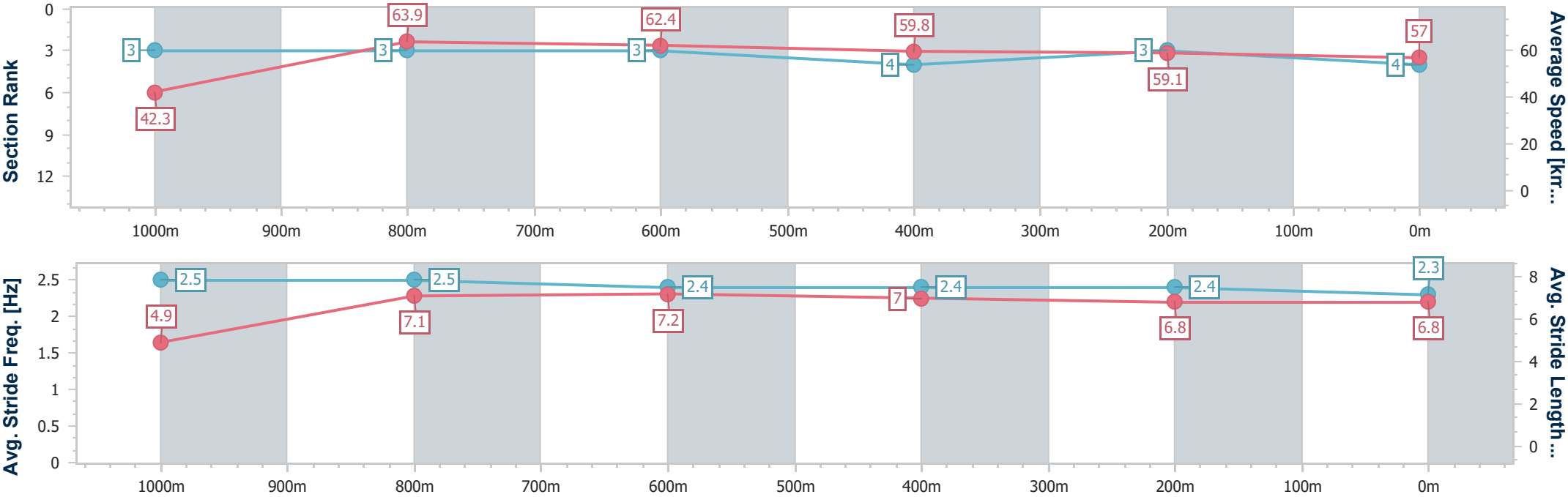
Horse/Jockey Name	Paciera
Final Rank	4
Fastest Section Time (Section)	0:08.50 (Overall)
Top Speed [km/h] (Section)	65.4 (1000m)
Race State	Finished



ToowoombaProfessional
Race 3: SHEPPARD EARTHMOVING QTIS Two-Year-Old Maiden
Plate - 1100m
14 June 2025 - 13:40
Track Rating: Good 4, Weather: Fine, Rail Position: 1.5 metre Entire



Section	Overall	1000m	800m	600m	400m	200m							
Section Times	1:08.32 [4] (0:08.50)	0:59.82 [3] (0:11.29)	0:48.53 [3] (0:11.58)	0:36.95 [3] (0:12.07)	0:24.88 [4] (0:12.21)	0:12.67 [3] (0:12.67)							
Average Speed [km/h]	42.3	63.9	62.4	59.8	59.1	57.0							
Top Speed [km/h]	61.8	65.4	64.5	61.1	60.0	58.6							
Avg. Dist. to Rail [m]	6.5	1.7	0.8	0.9	0.6	0.8							
Avg. Stride Freq. [Hz]	2.5	2.5	2.4	2.4	2.4	2.3							
Avg. Stride Length [m]	4.9	7.1	7.2	7.0	6.8	6.8							





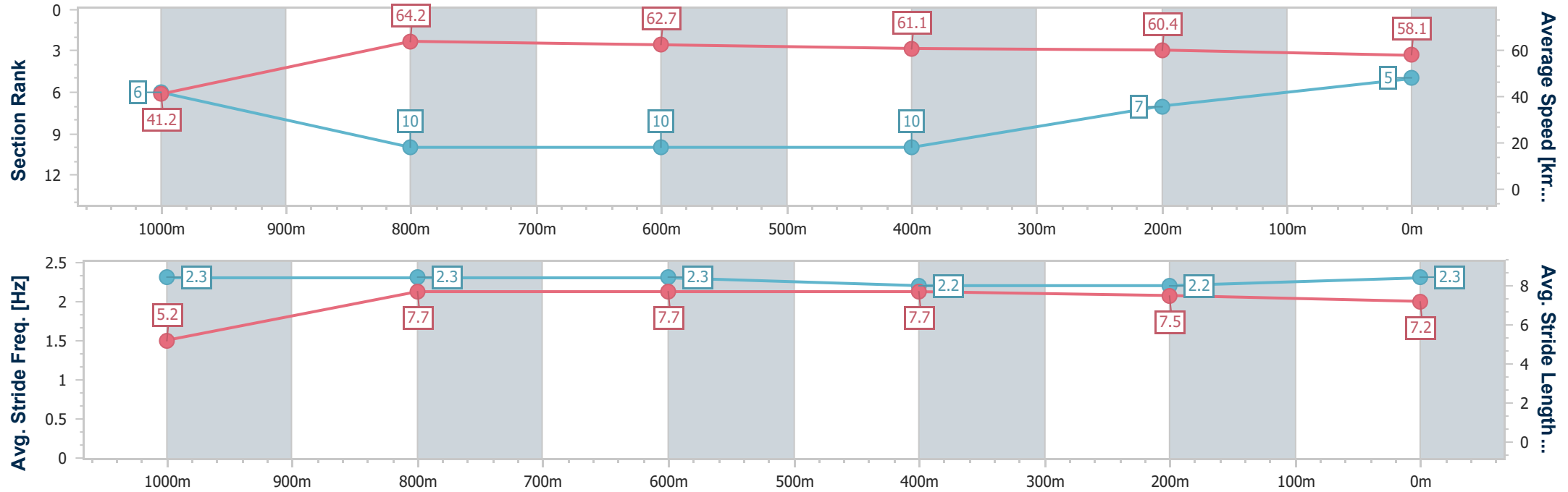
Horse/Jockey Name	Krumac
Final Rank	5
Fastest Section Time (Section)	0:08.68 (Overall)
Top Speed [km/h] (Section)	65.0 (1000m)
Race State	Finished



ToowoombaProfessional
Race 3: SHEPPARD EARTHMOVING QTIS Two-Year-Old Maiden
Plate - 1100m
14 June 2025 - 13:40
Track Rating: Good 4, Weather: Fine, Rail Position: 1.5 metre Entire



Section	Overall	1000m	800m	600m	400m	200m							
Section Times	1:08.35 [5] (0:08.68)	0:59.67 [6] (0:11.41)	0:48.26 [10] (0:11.73)	0:36.53 [10] (0:12.09)	0:24.44 [10] (0:12.09)	0:12.35 [7] (0:12.35)							
Average Speed [km/h]	41.2	64.2	62.7	61.1	60.4	58.1							
Top Speed [km/h]	64.7	65.0	63.8	62.3	61.7	60.2							
Avg. Dist. to Rail [m]	3.0	3.5	6.3	5.0	4.2	3.4							
Avg. Stride Freq. [Hz]	2.3	2.3	2.3	2.2	2.2	2.3							
Avg. Stride Length [m]	5.2	7.7	7.7	7.7	7.5	7.2							





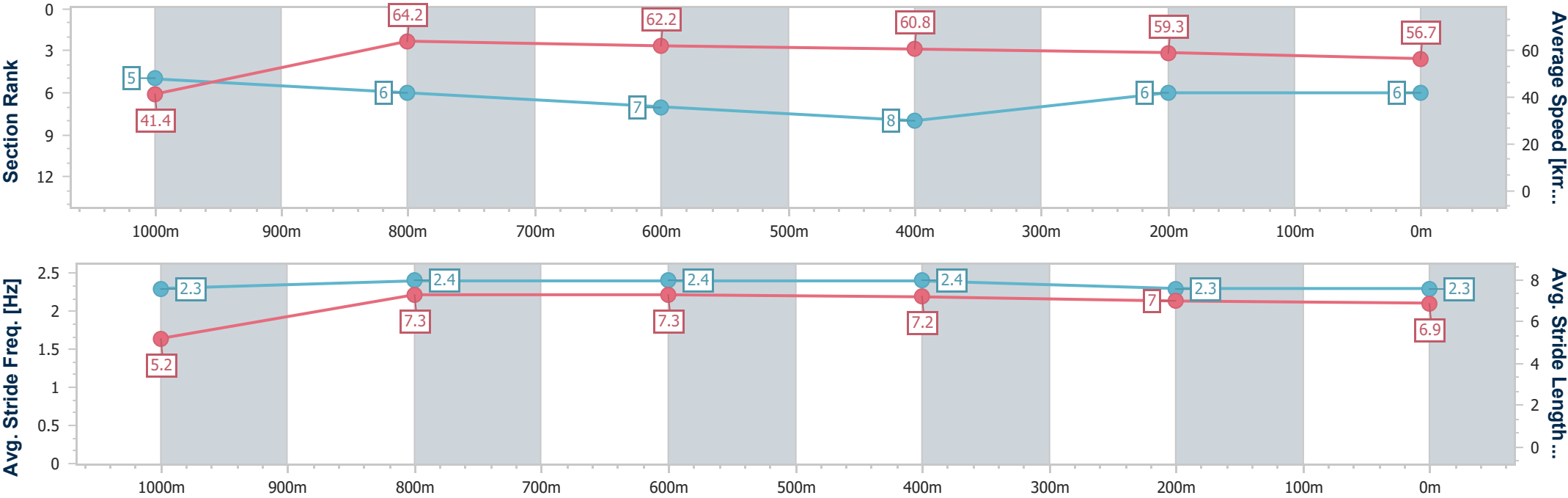
Horse/Jockey Name	Dubble Hussle
Final Rank	6
Fastest Section Time (Section)	0:08.67 (Overall)
Top Speed [km/h] (Section)	65.2 (1000m)
Race State	Finished



ToowoombaProfessional
Race 3: SHEPPARD EARTHMOVING QTIS Two-Year-Old Maiden
Plate - 1100m
14 June 2025 - 13:40
Track Rating: Good 4, Weather: Fine, Rail Position: 1.5 metre Entire



Section	Overall	1000m	800m	600m	400m	200m							
Section Times	1:08.56 [6] (0:08.67)	0:59.89 [5] (0:11.27)	0:48.62 [6] (0:11.67)	0:36.95 [7] (0:12.06)	0:24.89 [8] (0:12.18)	0:12.71 [6] (0:12.71)							
Average Speed [km/h]	41.4	64.2	62.2	60.8	59.3	56.7							
Top Speed [km/h]	63.4	65.2	64.0	62.7	60.3	58.8							
Avg. Dist. to Rail [m]	4.2	1.0	2.9	2.9	2.1	3.4							
Avg. Stride Freq. [Hz]	2.3	2.4	2.4	2.4	2.3	2.3							
Avg. Stride Length [m]	5.2	7.3	7.3	7.2	7.0	6.9							





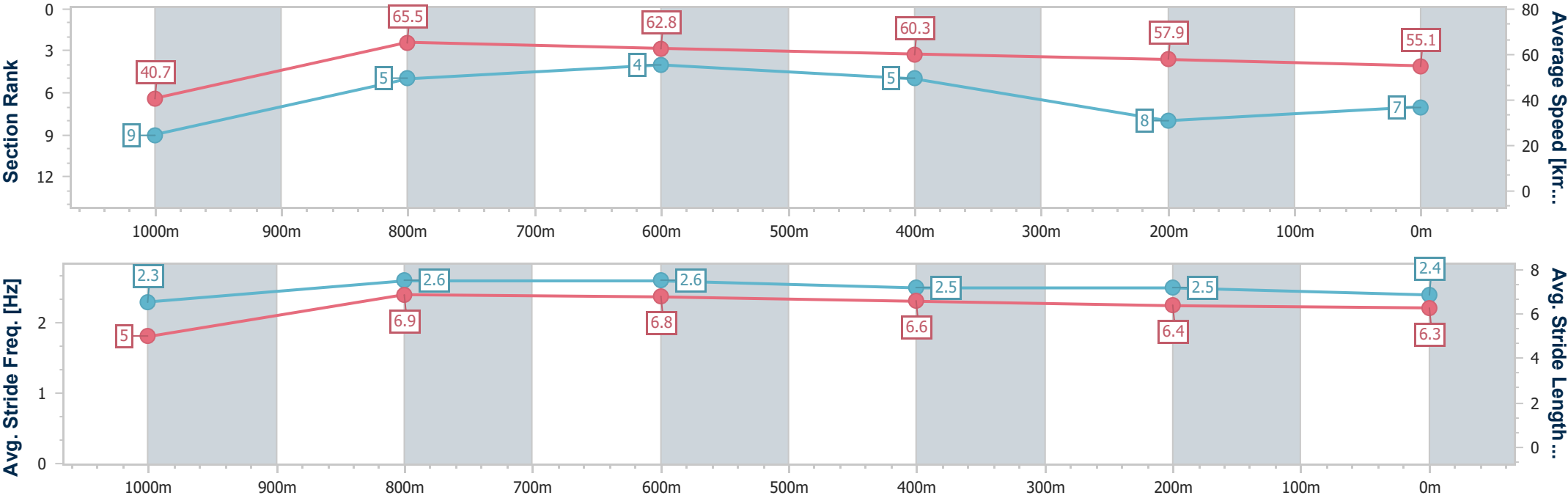
Horse/Jockey Name	Lettie's Lot
Final Rank	7
Fastest Section Time (Section)	0:08.85 (Overall)
Top Speed [km/h] (Section)	67.2 (1000m)
Race State	Finished



ToowoombaProfessional
Race 3: SHEPPARD EARTHMOVING QTIS Two-Year-Old Maiden
Plate - 1100m
14 June 2025 - 13:40
Track Rating: Good 4, Weather: Fine, Rail Position: 1.5 metre Entire



Section	Overall	1000m	800m	600m	400m	200m							
Section Times	1:09.14 [7] (0:08.85)	1:00.29 [9] (0:11.05)	0:49.24 [5] (0:11.50)	0:37.74 [4] (0:12.09)	0:25.65 [5] (0:12.56)	0:13.09 [8] (0:13.09)							
Average Speed [km/h]	40.7	65.5	62.8	60.3	57.9	55.1							
Top Speed [km/h]	65.1	67.2	64.6	61.9	59.8	57.3							
Avg. Dist. to Rail [m]	7.7	1.7	1.4	2.4	2.9	1.9							
Avg. Stride Freq. [Hz]	2.3	2.6	2.6	2.5	2.5	2.4							
Avg. Stride Length [m]	5.0	6.9	6.8	6.6	6.4	6.3							





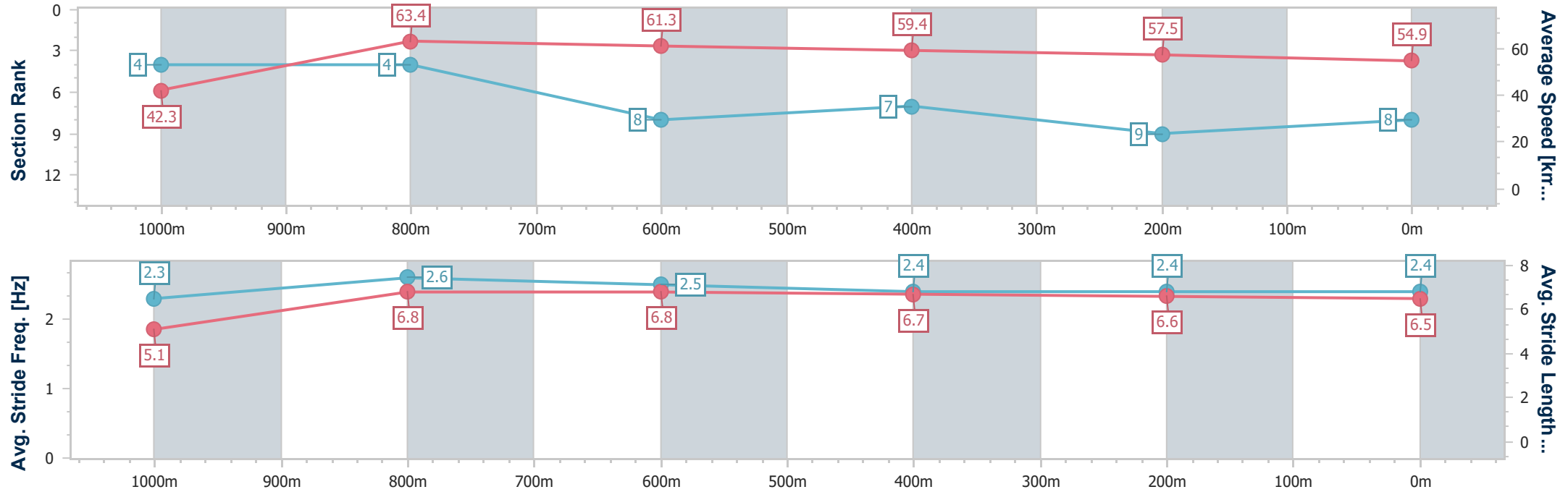
Horse/Jockey Name	Kachina Girl
Final Rank	8
Fastest Section Time (Section)	0:08.53 (Overall)
Top Speed [km/h] (Section)	64.2 (1000m)
Race State	Finished



ToowoombaProfessional
Race 3: SHEPPARD EARTHMOVING QTIS Two-Year-Old Maiden
Plate - 1100m
14 June 2025 - 13:40
Track Rating: Good 4, Weather: Fine, Rail Position: 1.5 metre Entire



Section	Overall	1000m	800m	600m	400m	200m							
Section Times	1:09.23 [8] (0:08.53)	1:00.70 [4] (0:11.37)	0:49.33 [4] (0:11.72)	0:37.61 [8] (0:12.04)	0:25.57 [7] (0:12.48)	0:13.09 [9] (0:13.09)							
Average Speed [km/h]	42.3	63.4	61.3	59.4	57.5	54.9							
Top Speed [km/h]	61.8	64.2	62.6	61.0	58.7	56.5							
Avg. Dist. to Rail [m]	4.3	1.4	0.1	1.3	0.9	0.5							
Avg. Stride Freq. [Hz]	2.3	2.6	2.5	2.4	2.4	2.4							
Avg. Stride Length [m]	5.1	6.8	6.8	6.7	6.6	6.5							





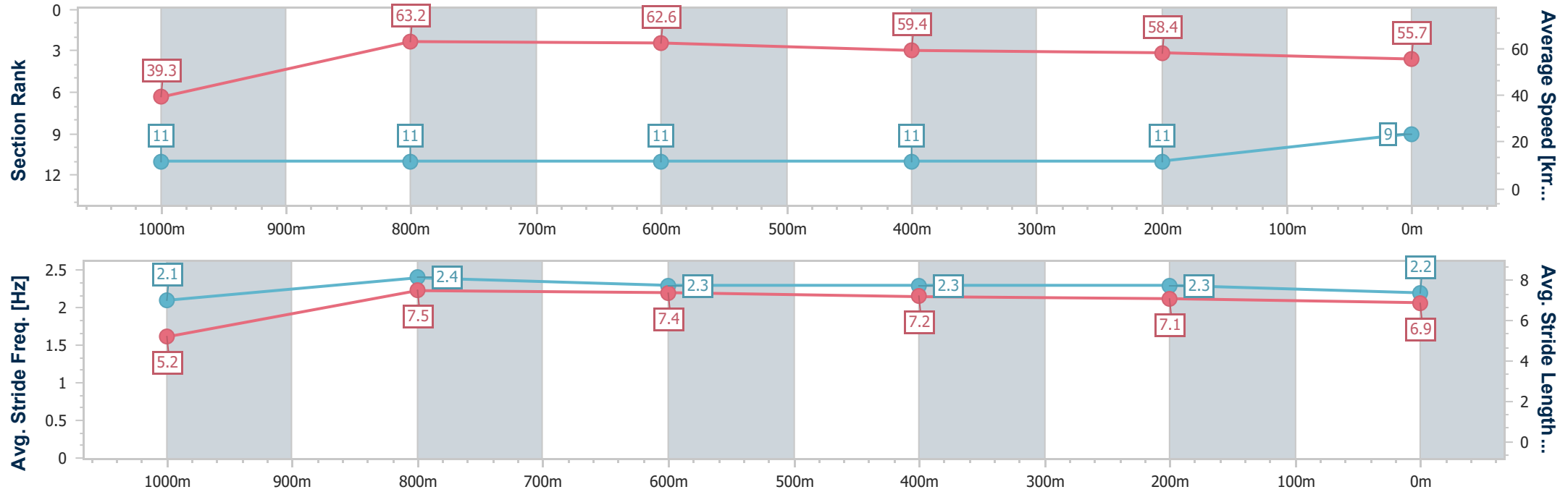
Horse/Jockey Name	Windsor Road
Final Rank	9
Fastest Section Time (Section)	0:09.18 (Overall)
Top Speed [km/h] (Section)	64.4 (1000m)
Race State	Finished



ToowoombaProfessional
Race 3: SHEPPARD EARTHMOVING QTIS Two-Year-Old Maiden
Plate - 1100m
14 June 2025 - 13:40
Track Rating: Good 4, Weather: Fine, Rail Position: 1.5 metre Entire



Section	Overall	1000m	800m	600m	400m	200m							
Section Times	1:09.48 [9] (0:09.18)	1:00.30 [11] (0:11.46)	0:48.84 [11] (0:11.52)	0:37.32 [11] (0:12.07)	0:25.25 [11] (0:12.30)	0:12.95 [11] (0:12.95)							
Average Speed [km/h]	39.3	63.2	62.6	59.4	58.4	55.7							
Top Speed [km/h]	62.0	64.4	63.5	61.4	59.2	58.9							
Avg. Dist. to Rail [m]	5.2	2.6	0.5	0.7	0.6	1.3							
Avg. Stride Freq. [Hz]	2.1	2.4	2.3	2.3	2.3	2.2							
Avg. Stride Length [m]	5.2	7.5	7.4	7.2	7.1	6.9							





Horse/Jockey Name	Kvas
Final Rank	10
Fastest Section Time (Section)	0:08.30 (Overall)
Top Speed [km/h] (Section)	67.2 (1000m)
Race State	Finished



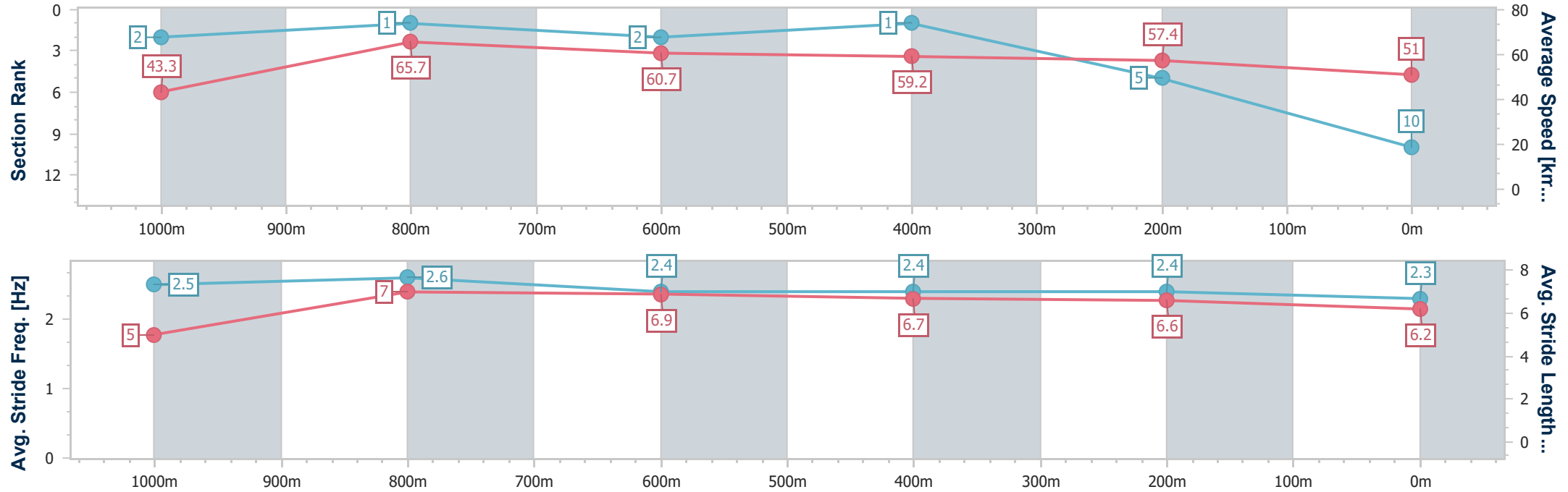
ToowoombaProfessional
Race 3: SHEPPARD EARTHMOVING QTIS Two-Year-Old Maiden
Plate - 1100m



14 June 2025 - 13:40

Track Rating: Good 4, Weather: Fine, Rail Position: 1.5 metre Entire

Section	Overall	1000m	800m	600m	400m	200m							
Section Times	1:09.90 [10] (0:08.30)	1:01.60 [2] (0:10.97)	0:50.63 [1] (0:11.83)	0:38.80 [2] (0:12.22)	0:26.58 [1] (0:12.46)	0:14.12 [5] (0:14.12)							
Average Speed [km/h]	43.3	65.7	60.7	59.2	57.4	51.0							
Top Speed [km/h]	66.0	67.2	63.2	60.0	58.8	54.8							
Avg. Dist. to Rail [m]	6.4	0.7	0.9	0.9	2.0	2.2							
Avg. Stride Freq. [Hz]	2.5	2.6	2.4	2.4	2.4	2.3							
Avg. Stride Length [m]	5.0	7.0	6.9	6.7	6.6	6.2							





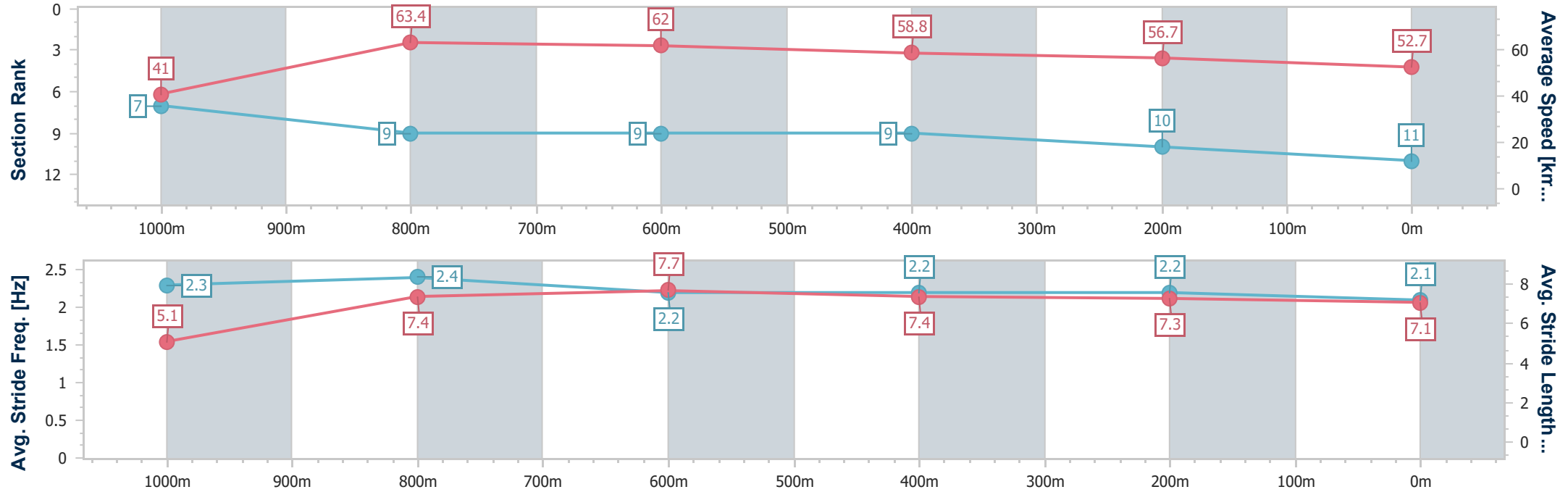
Horse/Jockey Name	Sheza Barbarossa
Final Rank	11
Fastest Section Time (Section)	0:08.76 (Overall)
Top Speed [km/h] (Section)	64.8 (1000m)
Race State	Finished



ToowoombaProfessional
Race 3: SHEPPARD EARTHMOVING QTIS Two-Year-Old Maiden
Plate - 1100m
14 June 2025 - 13:40
Track Rating: Good 4, Weather: Fine, Rail Position: 1.5 metre Entire



Section	Overall	1000m	800m	600m	400m	200m							
Section Times	1:10.16 [11] (0:08.76)	1:01.40 [7] (0:11.32)	0:50.08 [9] (0:11.57)	0:38.51 [9] (0:12.17)	0:26.34 [9] (0:12.70)	0:13.64 [10] (0:13.64)							
Average Speed [km/h]	41.0	63.4	62.0	58.8	56.7	52.7							
Top Speed [km/h]	62.3	64.8	63.6	60.7	57.7	55.9							
Avg. Dist. to Rail [m]	1.7	1.6	1.4	0.6	0.3	2.3							
Avg. Stride Freq. [Hz]	2.3	2.4	2.2	2.2	2.2	2.1							
Avg. Stride Length [m]	5.1	7.4	7.7	7.4	7.3	7.1							





Toowoomba Professional
Race 4: RDO EQUIPMENT Class 3 Handicap - 1000m
14 June 2025 - 14:14



Track Rating: Good 4, Weather: Fine, Rail Position: 1.5 metre Entire

Section							Overall	800m	600m	400m	200m				Last 600m	
Field Times							1:00.46 (0:14.04)	0:46.42 (0:10.96)	0:35.46 (0:11.34)	0:24.12 (0:11.84)	0:12.28 (0:12.28)				0:35.46	
Rank	TAB	Horse/Jockey	Barrier	Top Speed [km/h]	Fastest Section									Margin	Distance Travelled [m]	
1	2	MY NAME IS	1	67.0	0:10.79	1:00.46 [1]	0:46.25 [2]	0:35.46 [1]	0:24.12 [1]	0:12.28 [1]	1:00.46	0:35.46				
		Les Tilley		Overall	800m	(0:14.21)	(0:10.79)	(0:11.34)	(0:11.84)	(0:12.28)						
2	5	DRANG A TANG	4	66.6	0:10.92	1:00.75 [2]	0:46.46 [4]	0:35.54 [5]	0:24.05 [6]	0:12.07 [5]	1.5L	0:35.54 +9				
		Cody Collis		Overall	800m	(0:14.29)	(0:10.92)	(0:11.49)	(0:11.98)	(0:12.07)						
3	3	I AM CAVIAR	2	66.8	0:10.68	1:00.97 [3]	0:46.52 [6]	0:35.84 [4]	0:24.49 [2]	0:12.45 [2]	2.8L	0:35.84 +2				
		Chelsea Baker		800m	800m	(0:14.45)	(0:10.68)	(0:11.35)	(0:12.04)	(0:12.45)						
4	7	MOOD KILLER	6	67.3	0:10.92	1:01.02 [4]	0:46.59 [5]	0:35.67 [7]	0:24.23 [7]	0:12.29 [6]	3L	0:35.67 +11				
		Scott Sheargold		Overall	800m	(0:14.43)	(0:10.92)	(0:11.44)	(0:11.94)	(0:12.29)						
5	8	HEAVENLY AZ	5	68.3	0:10.80	1:01.17 [5]	0:46.94 [3]	0:36.14 [2]	0:24.67 [3]	0:12.59 [3]	3.8L	0:36.14 +14				
		Kelsey Lenton		800m	800m	(0:14.23)	(0:10.80)	(0:11.47)	(0:12.08)	(0:12.59)						
6	6	GOT GUMPTION	7	68.8	0:10.75	1:01.18 [6]	0:46.67 [7]	0:35.92 [6]	0:24.57 [5]	0:12.55 [4]	3.9L	0:35.92 +13				
		Noriyuki Masuda		800m	800m	(0:14.51)	(0:10.75)	(0:11.35)	(0:12.02)	(0:12.55)						
7	9	SUTHERLAND	3	66.3	0:10.99	1:01.58 [7]	0:47.54 [1]	0:36.55 [3]	0:25.06 [4]	0:12.80 [7]	6.2L	0:36.55 +11				
		Kenji Yoshida		Overall	800m	(0:14.04)	(0:10.99)	(0:11.49)	(0:12.26)	(0:12.80)						

Scratched: Port Erin (#4), Pungo (#1), Bun In The Oven (#10)



Horse/Jockey Name	My Name Is
Final Rank	1
Fastest Section Time (Section)	0:10.79 (800m)
Top Speed [km/h] (Section)	67.0 (Overall)
Race State	Finished



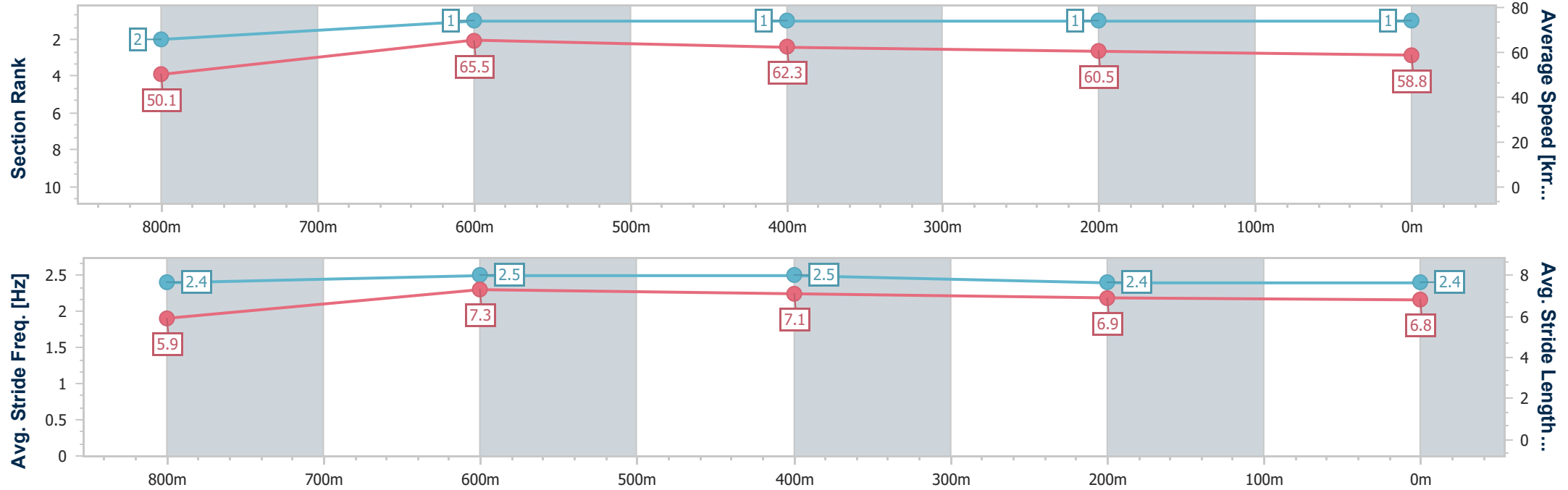
ToowoombaProfessional
Race 4: RDO EQUIPMENT Class 3 Handicap - 1000m



14 June 2025 - 14:14

Track Rating: Good 4, Weather: Fine, Rail Position: 1.5 metre Entire

Section	Overall	800m	600m	400m	200m										
Section Times	1:00.46 [1] (0:14.21)	0:46.25 [2] (0:10.79)	0:35.46 [1] (0:11.34)	0:24.12 [1] (0:11.84)	0:12.28 [1] (0:12.28)										
Average Speed [km/h]	50.1	65.5	62.3	60.5	58.8										
Top Speed [km/h]	67.0	66.9	65.3	61.9	59.9										
Avg. Dist. to Rail [m]	3.0	5.3	4.0	1.1	0.5										
Avg. Stride Freq. [Hz]	2.4	2.5	2.5	2.4	2.4										
Avg. Stride Length [m]	5.9	7.3	7.1	6.9	6.8										





Horse/Jockey Name	Drang A Tang
Final Rank	2
Fastest Section Time (Section)	0:10.92 (800m)
Top Speed [km/h] (Section)	66.6 (Overall)
Race State	Finished



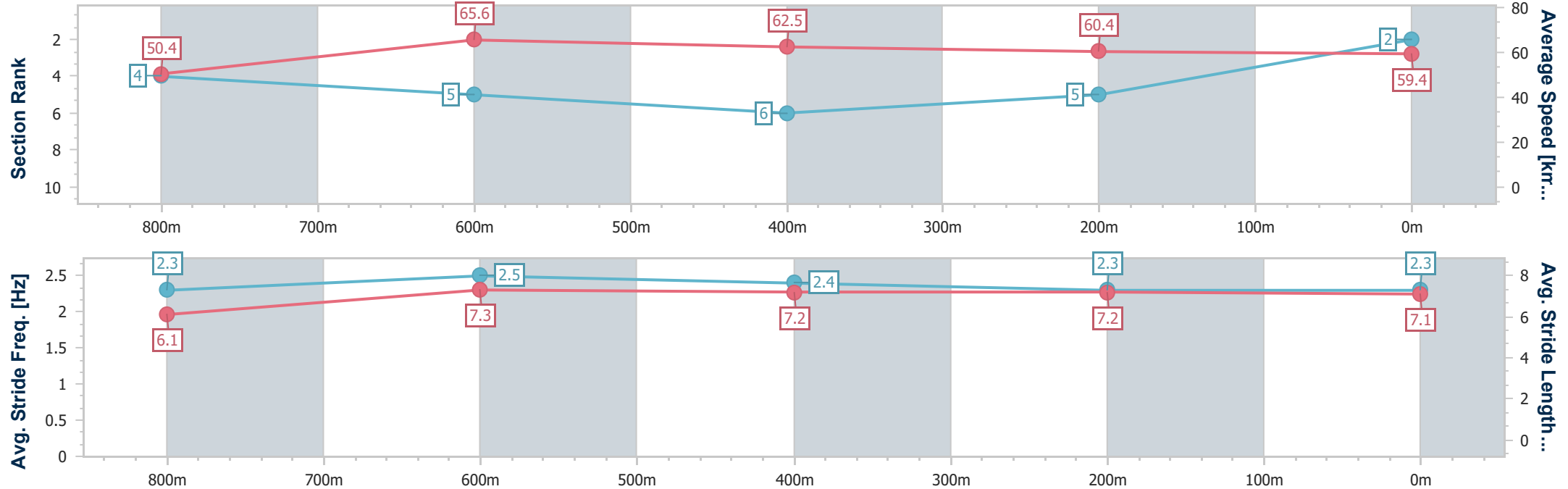
ToowoombaProfessional
Race 4: RDO EQUIPMENT Class 3 Handicap - 1000m



14 June 2025 - 14:14

Track Rating: Good 4, Weather: Fine, Rail Position: 1.5 metre Entire

Section	Overall	800m	600m	400m	200m										
Section Times	1:00.75 [2] (0:14.29)	0:46.46 [4] (0:10.92)	0:35.54 [5] (0:11.49)	0:24.05 [6] (0:11.98)	0:12.07 [5] (0:12.07)										
Average Speed [km/h]	50.4	65.6	62.5	60.4	59.4										
Top Speed [km/h]	66.6	66.5	64.3	61.0	60.6										
Avg. Dist. to Rail [m]	4.5	1.0	0.3	1.7	3.5										
Avg. Stride Freq. [Hz]	2.3	2.5	2.4	2.3	2.3										
Avg. Stride Length [m]	6.1	7.3	7.2	7.2	7.1										





Horse/Jockey Name	I Am Caviar
Final Rank	3
Fastest Section Time (Section)	0:10.68 (800m)
Top Speed [km/h] (Section)	66.8 (800m)
Race State	Finished



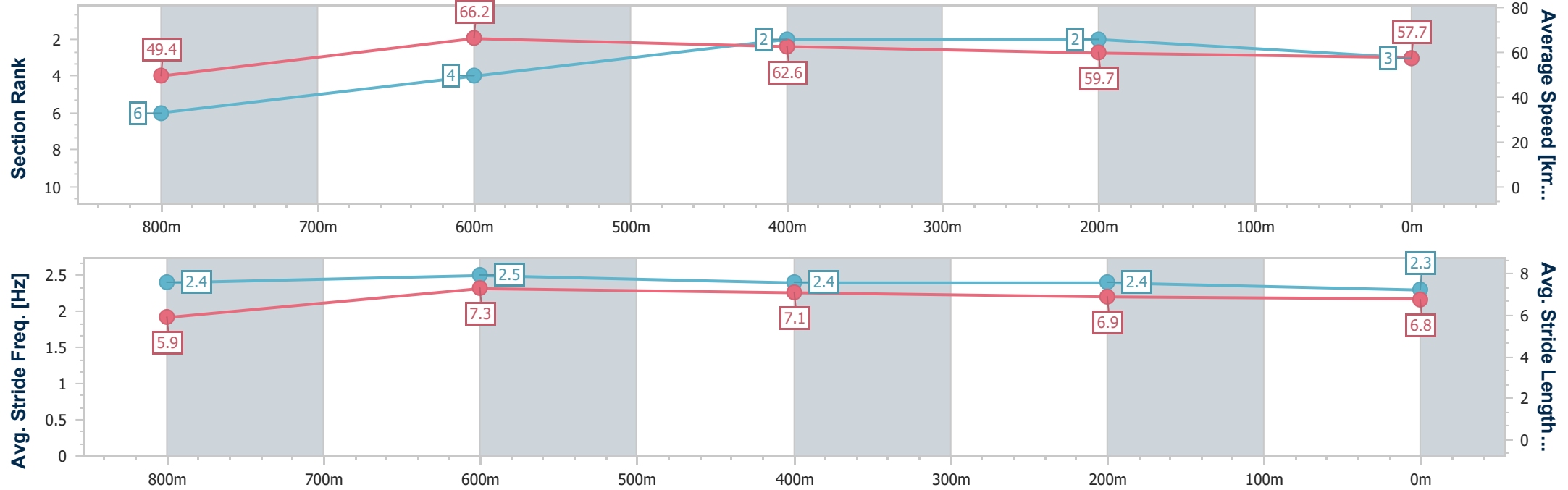
ToowoombaProfessional
Race 4: RDO EQUIPMENT Class 3 Handicap - 1000m



14 June 2025 - 14:14

Track Rating: Good 4, Weather: Fine, Rail Position: 1.5 metre Entire

Section	Overall	800m	600m	400m	200m															
Section Times	1:00.97 [3] (0:14.45)	0:46.52 [6] (0:10.68)	0:35.84 [4] (0:11.35)	0:24.49 [2] (0:12.04)	0:12.45 [2] (0:12.45)															
Average Speed [km/h]	49.4	66.2	62.6	59.7	57.7															
Top Speed [km/h]	65.4	66.8	66.2	60.8	59.3															
Avg. Dist. to Rail [m]	3.2	4.8	2.5	0.6	0.6															
Avg. Stride Freq. [Hz]	2.4	2.5	2.4	2.4	2.3															
Avg. Stride Length [m]	5.9	7.3	7.1	6.9	6.8															





Horse/Jockey Name	Mood Killer
Final Rank	4
Fastest Section Time (Section)	0:10.92 (800m)
Top Speed [km/h] (Section)	67.3 (Overall)
Race State	Finished



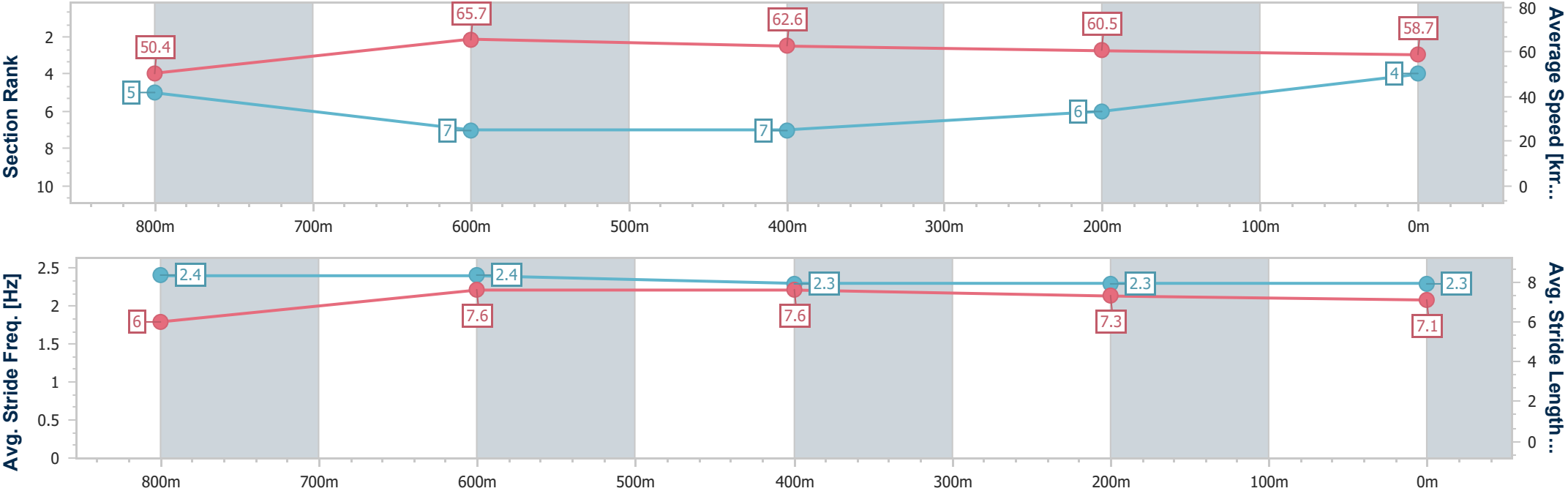
ToowoombaProfessional
Race 4: RDO EQUIPMENT Class 3 Handicap - 1000m



14 June 2025 - 14:14

Track Rating: Good 4, Weather: Fine, Rail Position: 1.5 metre Entire

Section	Overall	800m	600m	400m	200m										
Section Times	1:01.02 [4] (0:14.43)	0:46.59 [5] (0:10.92)	0:35.67 [7] (0:11.44)	0:24.23 [7] (0:11.94)	0:12.29 [6] (0:12.29)										
Average Speed [km/h]	50.4	65.7	62.6	60.5	58.7										
Top Speed [km/h]	67.3	66.9	64.7	61.3	60.2										
Avg. Dist. to Rail [m]	6.7	0.5	0.9	1.6	5.4										
Avg. Stride Freq. [Hz]	2.4	2.4	2.3	2.3	2.3										
Avg. Stride Length [m]	6.0	7.6	7.6	7.3	7.1										





Horse/Jockey Name	Heavenly Az
Final Rank	5
Fastest Section Time (Section)	0:10.80 (800m)
Top Speed [km/h] (Section)	68.3 (800m)
Race State	Finished



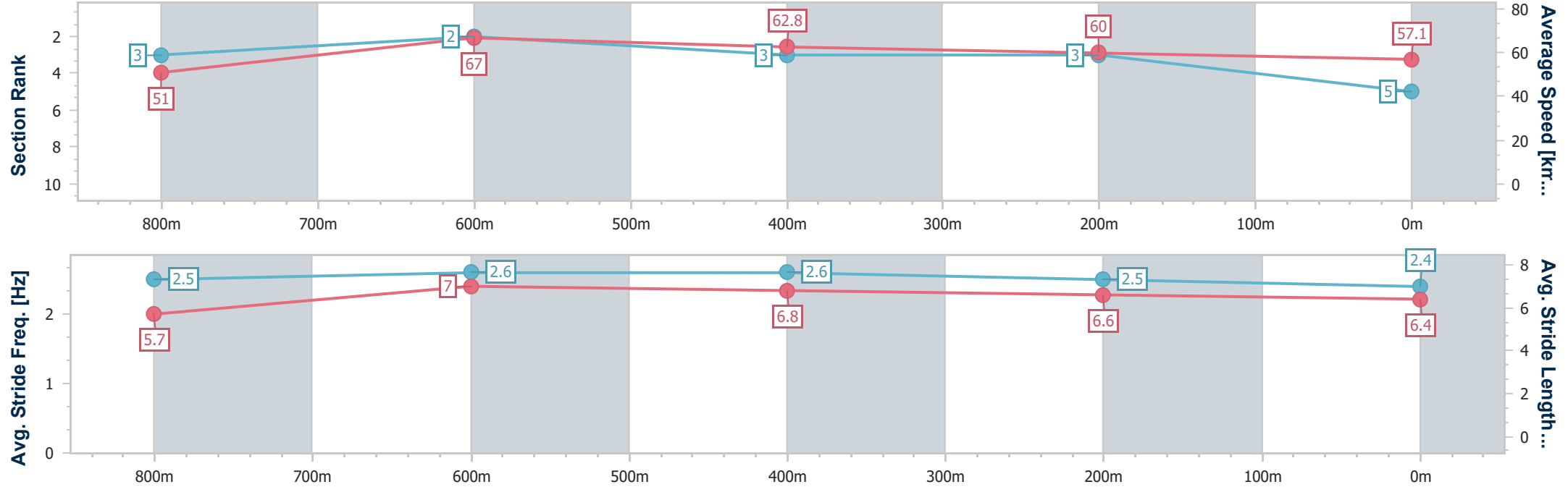
ToowoombaProfessional
Race 4: RDO EQUIPMENT Class 3 Handicap - 1000m



14 June 2025 - 14:14

Track Rating: Good 4, Weather: Fine, Rail Position: 1.5 metre Entire

Section	Overall	800m	600m	400m	200m										
Section Times	1:01.17 [5] (0:14.23)	0:46.94 [3] (0:10.80)	0:36.14 [2] (0:11.47)	0:24.67 [3] (0:12.08)	0:12.59 [3] (0:12.59)										
Average Speed [km/h]	51.0	67.0	62.8	60.0	57.1										
Top Speed [km/h]	67.3	68.3	65.3	60.8	58.2										
Avg. Dist. to Rail [m]	6.6	0.7	0.6	1.9	1.5										
Avg. Stride Freq. [Hz]	2.5	2.6	2.6	2.5	2.4										
Avg. Stride Length [m]	5.7	7.0	6.8	6.6	6.4										





Horse/Jockey Name	Got Gumption
Final Rank	6
Fastest Section Time (Section)	0:10.75 (800m)
Top Speed [km/h] (Section)	68.8 (800m)
Race State	Finished



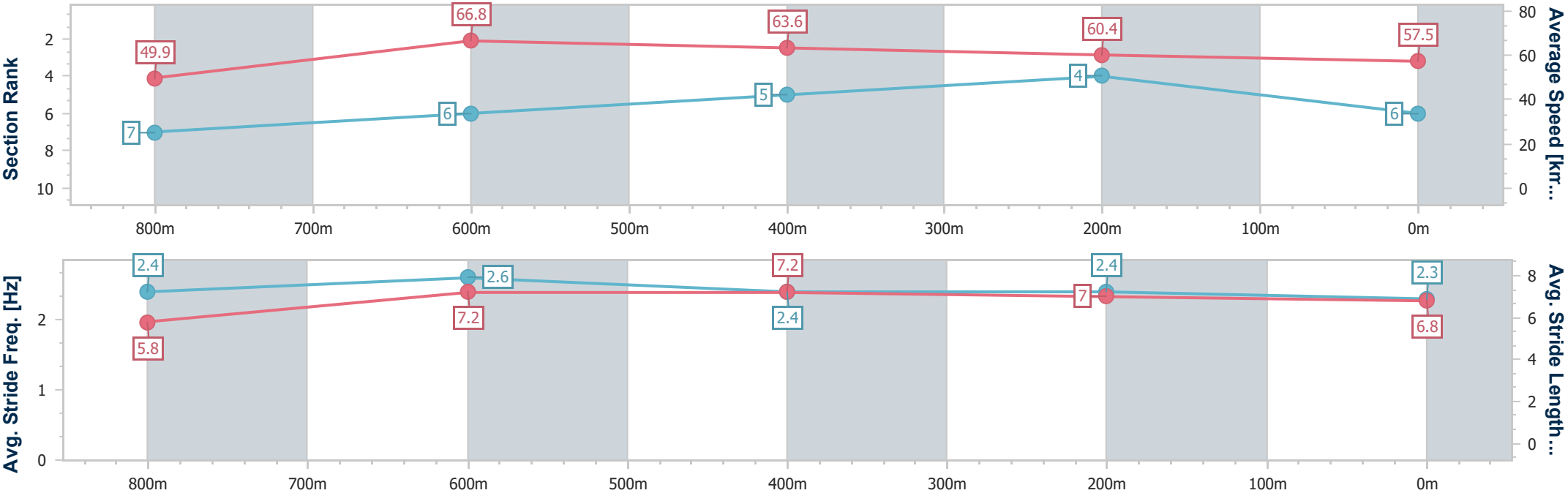
ToowoombaProfessional
Race 4: RDO EQUIPMENT Class 3 Handicap - 1000m



14 June 2025 - 14:14

Track Rating: Good 4, Weather: Fine, Rail Position: 1.5 metre Entire

Section	Overall	800m	600m	400m	200m										
Section Times	1:01.18 [6] (0:14.51)	0:46.67 [7] (0:10.75)	0:35.92 [6] (0:11.35)	0:24.57 [5] (0:12.02)	0:12.55 [4] (0:12.55)										
Average Speed [km/h]	49.9	66.8	63.6	60.4	57.5										
Top Speed [km/h]	67.7	68.8	65.8	61.9	58.3										
Avg. Dist. to Rail [m]	5.4	1.0	0.7	3.3	5.0										
Avg. Stride Freq. [Hz]	2.4	2.6	2.4	2.4	2.3										
Avg. Stride Length [m]	5.8	7.2	7.2	7.0	6.8										





Horse/Jockey Name	Sutherland
Final Rank	7
Fastest Section Time (Section)	0:10.99 (800m)
Top Speed [km/h] (Section)	66.3 (Overall)
Race State	Finished



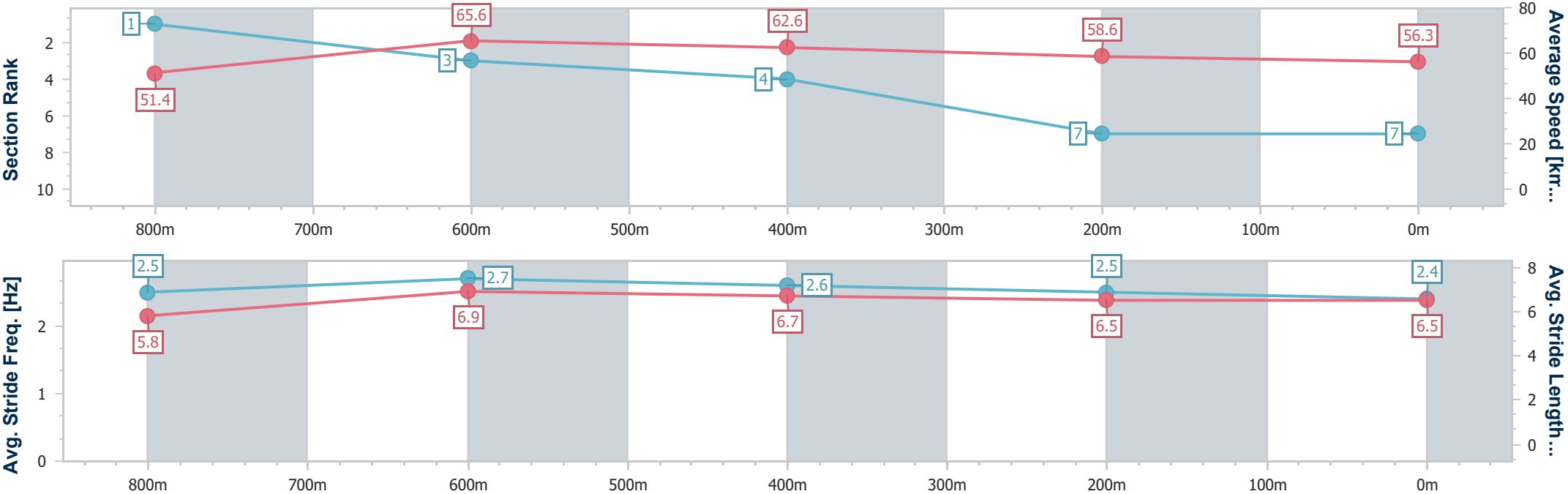
ToowoombaProfessional
Race 4: RDO EQUIPMENT Class 3 Handicap - 1000m



14 June 2025 - 14:14

Track Rating: Good 4, Weather: Fine, Rail Position: 1.5 metre Entire

Section	Overall	800m	600m	400m	200m															
Section Times	1:01.58 [7] (0:14.04)	0:47.54 [1] (0:10.99)	0:36.55 [3] (0:11.49)	0:25.06 [4] (0:12.26)	0:12.80 [7] (0:12.80)															
Average Speed [km/h]	51.4	65.6	62.6	58.6	56.3															
Top Speed [km/h]	66.3	66.0	64.9	59.3	58.4															
Avg. Dist. to Rail [m]	3.6	0.5	0.2	0.5	0.5															
Avg. Stride Freq. [Hz]	2.5	2.7	2.6	2.5	2.4															
Avg. Stride Length [m]	5.8	6.9	6.7	6.5	6.5															





Toowoomba Professional
Race 5: SELECTED SEEDS Maiden Plate - 1000m
14 June 2025 - 14:48



Track Rating: Good 4, Weather: Fine, Rail Position: 1.5 metre Entire

Section						Overall	800m	600m	400m	200m	Last 600m		
Field Times						1:00.60 (0:14.02)	0:46.58 (0:11.05)	0:35.53 (0:11.51)	0:24.02 (0:11.89)	0:12.13 (0:12.13)	0:35.53		
Rank	TAB	Horse/Jockey	Barrier	Top Speed [km/h]	Fastest Section							Margin	Distance Travelled [m]
1	3	WARILLA GORILLA	9	68.4	0:10.88	1:00.60 [1]	0:46.09 [6]	0:35.21 [4]	0:23.74 [3]	0:12.13 [1]	1:00.60	0:35.21	
		Kelsey Lenton		800m	800m	(0:14.51)	(0:10.88)	(0:11.47)	(0:11.61)	(0:12.13)			
2	2	RED TOFFEE	8	67.3	0:11.05	1:01.34 [2]	0:47.32 [1]	0:36.27 [1]	0:24.76 [1]	0:12.85 [2]	4.3L	0:36.27	-2
		Kenji Yoshida		800m	800m	(0:14.02)	(0:11.05)	(0:11.51)	(0:11.91)	(0:12.85)			
3	5	CAPIANA	7	66.3	0:11.16	1:01.42 [3]	0:47.30 [3]	0:36.14 [2]	0:24.58 [2]	0:12.55 [3]	4.8L	0:36.14	+0
		Cody Collis		Overall	800m	(0:14.12)	(0:11.16)	(0:11.56)	(0:12.03)	(0:12.55)			
4	7	LUCKY MAN	11	65.7	0:11.22	1:01.45 [4]	0:46.89 [7]	0:35.67 [7]	0:23.91 [6]	0:12.08 [5]	4.9L	0:35.67	+4
		Les Tilley		800m	800m	(0:14.56)	(0:11.22)	(0:11.76)	(0:11.83)	(0:12.08)			
5	4	WHITTAKER	5	64.6	0:11.33	1:01.46 [5]	0:46.67 [9]	0:35.34 [9]	0:23.68 [9]	0:11.93 [6]	5L	0:35.34	+0
		Karl Zechner		800m	800m	(0:14.79)	(0:11.33)	(0:11.66)	(0:11.75)	(0:11.93)			
6	9	MHASAHN	6	65.3	0:11.21	1:01.68 [6]	0:47.60 [2]	0:36.39 [3]	0:24.66 [4]	0:12.39 [4]	6.3L	0:36.39	-2
		Corey Bayliss		800m	800m	(0:14.08)	(0:11.21)	(0:11.73)	(0:12.27)	(0:12.39)			
7	8	BRONZE MEMORY	10	65.8	0:11.22	1:01.77 [7]	0:46.50 [10]	0:35.28 [10]	0:23.80 [10]	0:12.07 [7]	6.8L	0:35.28	-6
		Shania Willis		800m	800m	(0:15.27)	(0:11.22)	(0:11.48)	(0:11.73)	(0:12.07)			
8	12	LADY LAZARUS	3	63.6	0:11.56	1:01.80 [8]	0:46.43 [11]	0:34.82 [11]	0:23.26 [11]	0:11.66 [10]	7L	0:34.82	-2
		James Baker		600m	600m	(0:15.37)	(0:11.61)	(0:11.56)	(0:11.60)	(0:11.66)			
9	6	GOODFELLA FINCH	4	66.3	0:11.28	1:02.45 [9]	0:48.08 [5]	0:36.80 [5]	0:24.95 [5]	0:12.71 [8]	10.8L	0:36.80	-1
		Chris Taylor		800m	800m	(0:14.37)	(0:11.28)	(0:11.85)	(0:12.24)	(0:12.71)			
10	10	DESERT DAWN	1	64.2	0:11.39	1:02.89 [10]	0:48.55 [4]	0:37.16 [6]	0:25.26 [7]	0:13.03 [9]	13.3L	0:37.16	-2
		Dale Smith		800m	800m	(0:14.34)	(0:11.39)	(0:11.90)	(0:12.23)	(0:13.03)			

Scratched: Kobe Ascot (#1), Greyt Performer (#11), Southern Draw (#13)

Report Created: Sat 14 June 2025 15:37 GMT+10 (Note: Timing is based on position data)

Page 1/13

[] Ranking at each section and finish
-:-:- No data available at this section
NA No data available

SCN Saddle cloth number
DNF Did not finish
DNT Did not track

data processed by  TRIPLESDATA



Toowoomba Professional

Race 5: SELECTED SEEDS Maiden Plate - 1000m

14 June 2025 - 14:48



Track Rating: Good 4, Weather: Fine, Rail Position: 1.5 metre Entire

Section						Overall	800m	600m	400m	200m	Last 600m		
Field Times						1:00.60 (0:14.02)	0:46.58 (0:11.05)	0:35.53 (0:11.51)	0:24.02 (0:11.89)	0:12.13 (0:12.13)	0:35.53		
Rank	TAB	Horse/Jockey	Barrier	Top Speed [km/h]	Fastest Section	Margin						Distance Travelled [m]	
11	14	DENMAN AVENUE	2	64.5	0:11.24	1:03.93 [11]	0:49.32 [8]	0:38.08 [8]	0:26.18 [8]	0:13.68 [11]	19.3L	0:38.08	-3
		Montanna Savva		800m	800m	(0:14.61)	(0:11.24)	(0:11.90)	(0:12.50)	(0:13.68)			

Scratched: Kobe Ascot (#1), Greyt Performer (#11), Southern Draw (#13)



Horse/Jockey Name	Warilla Gorilla
Final Rank	1
Fastest Section Time (Section)	0:10.88 (800m)
Top Speed [km/h] (Section)	68.4 (800m)
Race State	Finished



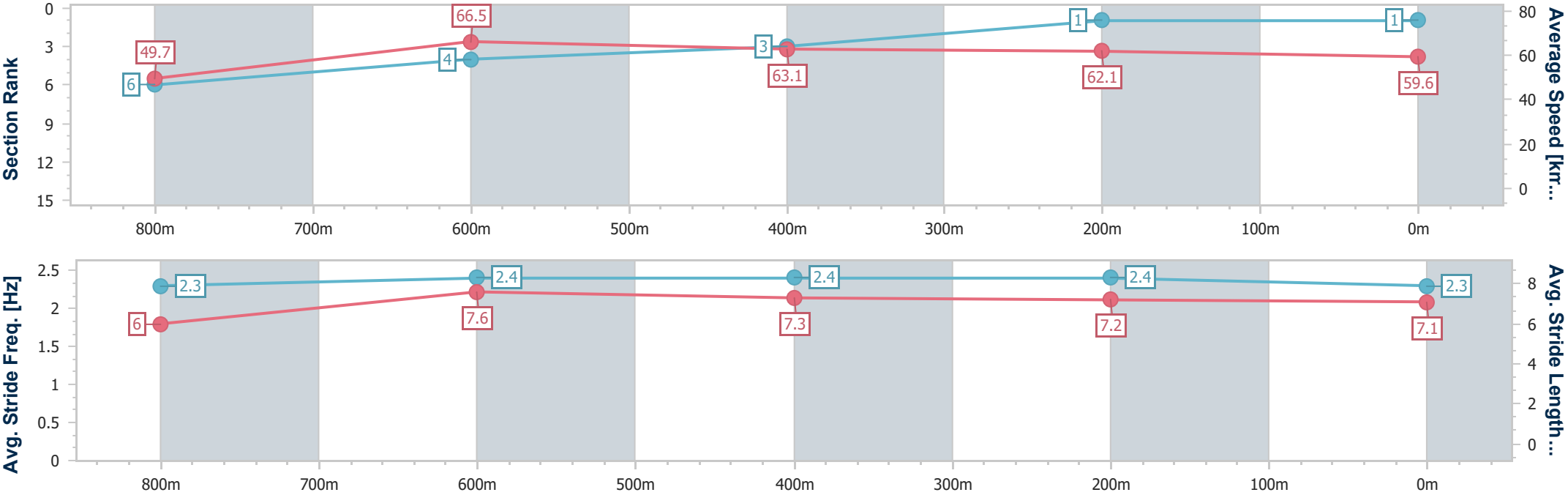
ToowoombaProfessional
Race 5: SELECTED SEEDS Maiden Plate - 1000m



14 June 2025 - 14:48

Track Rating: Good 4, Weather: Fine, Rail Position: 1.5 metre Entire

Section	Overall	800m	600m	400m	200m										
Section Times	1:00.60 [1] (0:14.51)	0:46.09 [6] (0:10.88)	0:35.21 [4] (0:11.47)	0:23.74 [3] (0:11.61)	0:12.13 [1] (0:12.13)										
Average Speed [km/h]	49.7	66.5	63.1	62.1	59.6										
Top Speed [km/h]	66.4	68.4	65.3	62.8	61.2										
Avg. Dist. to Rail [m]	4.6	1.1	1.5	1.1	0.9										
Avg. Stride Freq. [Hz]	2.3	2.4	2.4	2.4	2.3										
Avg. Stride Length [m]	6.0	7.6	7.3	7.2	7.1										



- [] Ranking at each section and finish
- .-.- No data available at this section
- NA No data available



Horse/Jockey Name	Red Toffee
Final Rank	2
Fastest Section Time (Section)	0:11.05 (800m)
Top Speed [km/h] (Section)	67.3 (800m)
Race State	Finished



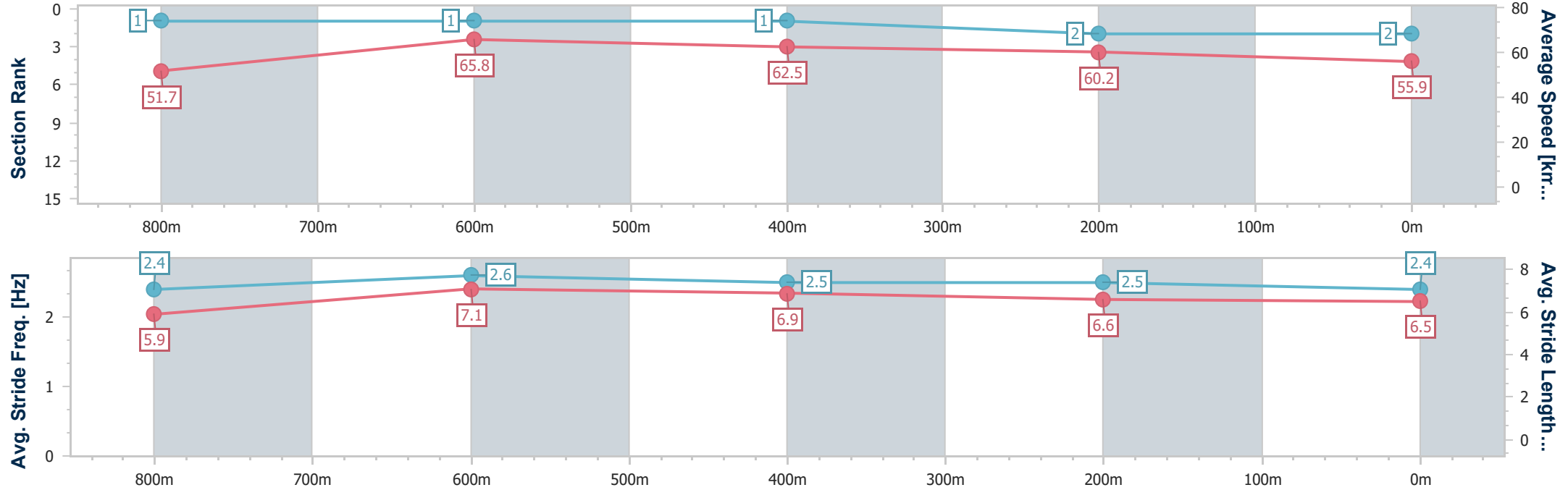
ToowoombaProfessional
Race 5: SELECTED SEEDS Maiden Plate - 1000m



14 June 2025 - 14:48

Track Rating: Good 4, Weather: Fine, Rail Position: 1.5 metre Entire

Section	Overall	800m	600m	400m	200m										
Section Times	1:01.34 [2] (0:14.02)	0:47.32 [1] (0:11.05)	0:36.27 [1] (0:11.51)	0:24.76 [1] (0:11.91)	0:12.85 [2] (0:12.85)										
Average Speed [km/h]	51.7	65.8	62.5	60.2	55.9										
Top Speed [km/h]	67.1	67.3	64.9	61.2	58.9										
Avg. Dist. to Rail [m]	4.9	1.7	0.6	0.6	0.3										
Avg. Stride Freq. [Hz]	2.4	2.6	2.5	2.5	2.4										
Avg. Stride Length [m]	5.9	7.1	6.9	6.6	6.5										



- [] Ranking at each section and finish
- .-.- No data available at this section
- NA No data available



Horse/Jockey Name	Capiana
Final Rank	3
Fastest Section Time (Section)	0:11.16 (800m)
Top Speed [km/h] (Section)	66.3 (Overall)
Race State	Finished



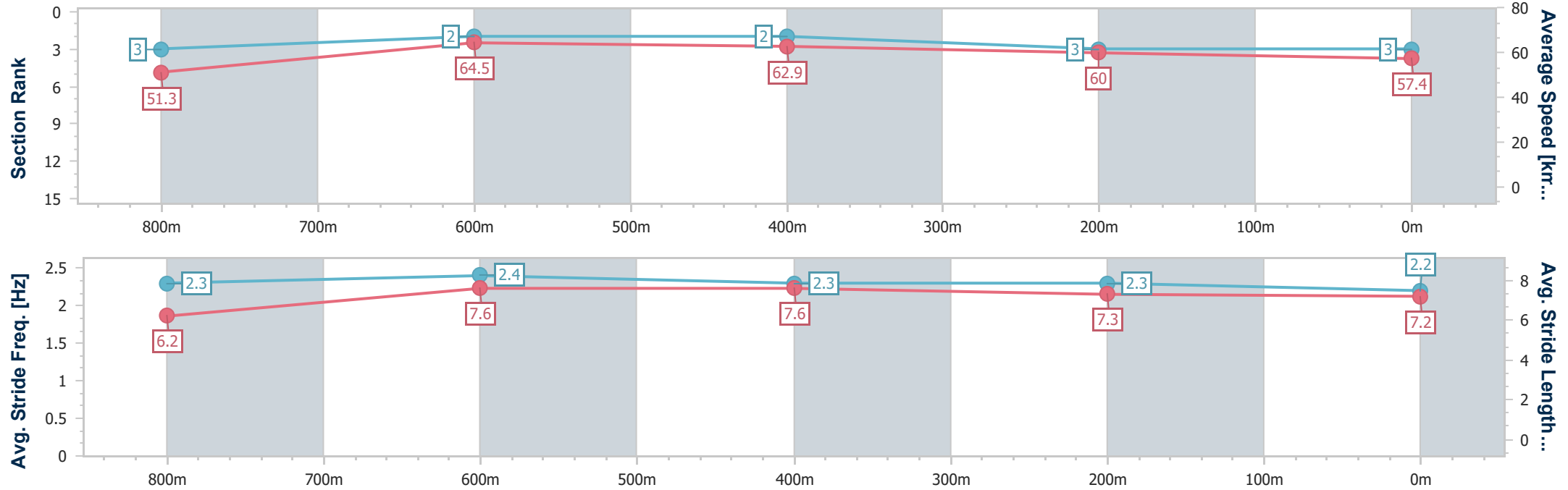
ToowoombaProfessional
Race 5: SELECTED SEEDS Maiden Plate - 1000m



14 June 2025 - 14:48

Track Rating: Good 4, Weather: Fine, Rail Position: 1.5 metre Entire

Section	Overall	800m	600m	400m	200m										
Section Times	1:01.42 [3] (0:14.12)	0:47.30 [3] (0:11.16)	0:36.14 [2] (0:11.56)	0:24.58 [2] (0:12.03)	0:12.55 [3] (0:12.55)										
Average Speed [km/h]	51.3	64.5	62.9	60.0	57.4										
Top Speed [km/h]	66.3	65.6	65.3	61.8	58.9										
Avg. Dist. to Rail [m]	4.1	0.8	1.4	1.2	1.5										
Avg. Stride Freq. [Hz]	2.3	2.4	2.3	2.3	2.2										
Avg. Stride Length [m]	6.2	7.6	7.6	7.3	7.2										





Horse/Jockey Name	Lucky Man
Final Rank	4
Fastest Section Time (Section)	0:11.22 (800m)
Top Speed [km/h] (Section)	65.7 (800m)
Race State	Finished



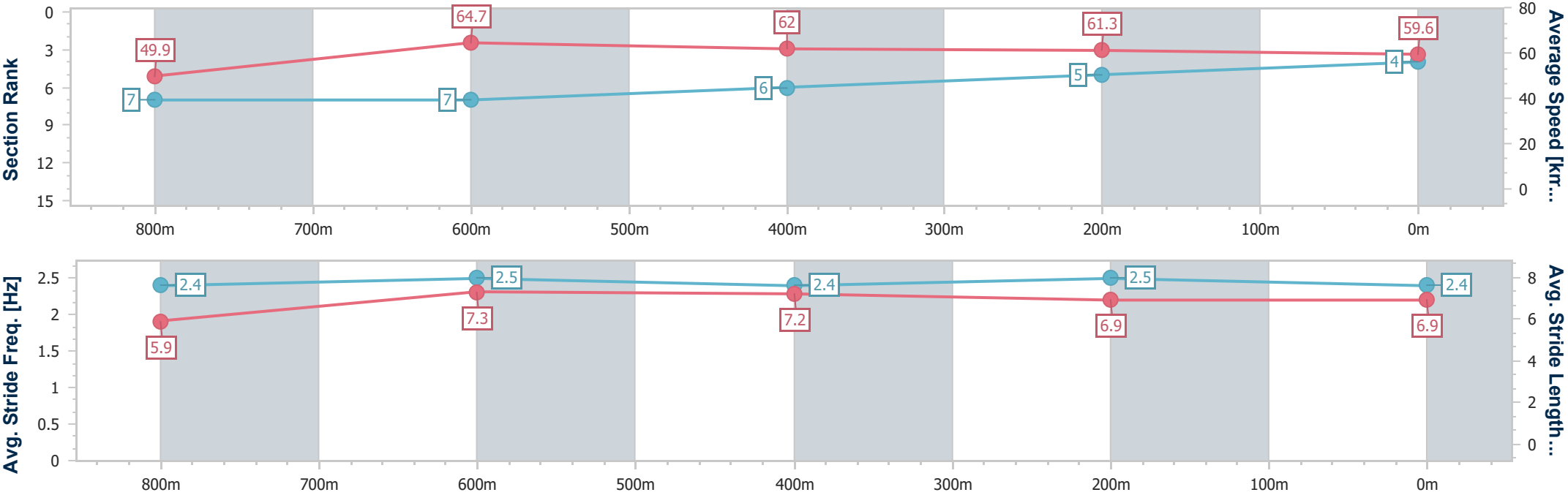
ToowoombaProfessional
Race 5: SELECTED SEEDS Maiden Plate - 1000m



14 June 2025 - 14:48

Track Rating: Good 4, Weather: Fine, Rail Position: 1.5 metre Entire

Section	Overall	800m	600m	400m	200m														
Section Times	1:01.45 [4] (0:14.56)	0:46.89 [7] (0:11.22)	0:35.67 [7] (0:11.76)	0:23.91 [6] (0:11.83)	0:12.08 [5] (0:12.08)														
Average Speed [km/h]	49.9	64.7	62.0	61.3	59.6														
Top Speed [km/h]	64.4	65.7	64.2	62.1	61.6														
Avg. Dist. to Rail [m]	7.2	2.2	2.1	3.3	4.3														
Avg. Stride Freq. [Hz]	2.4	2.5	2.4	2.5	2.4														
Avg. Stride Length [m]	5.9	7.3	7.2	6.9	6.9														





Horse/Jockey Name	Whittaker
Final Rank	5
Fastest Section Time (Section)	0:11.33 (800m)
Top Speed [km/h] (Section)	64.6 (800m)
Race State	Finished



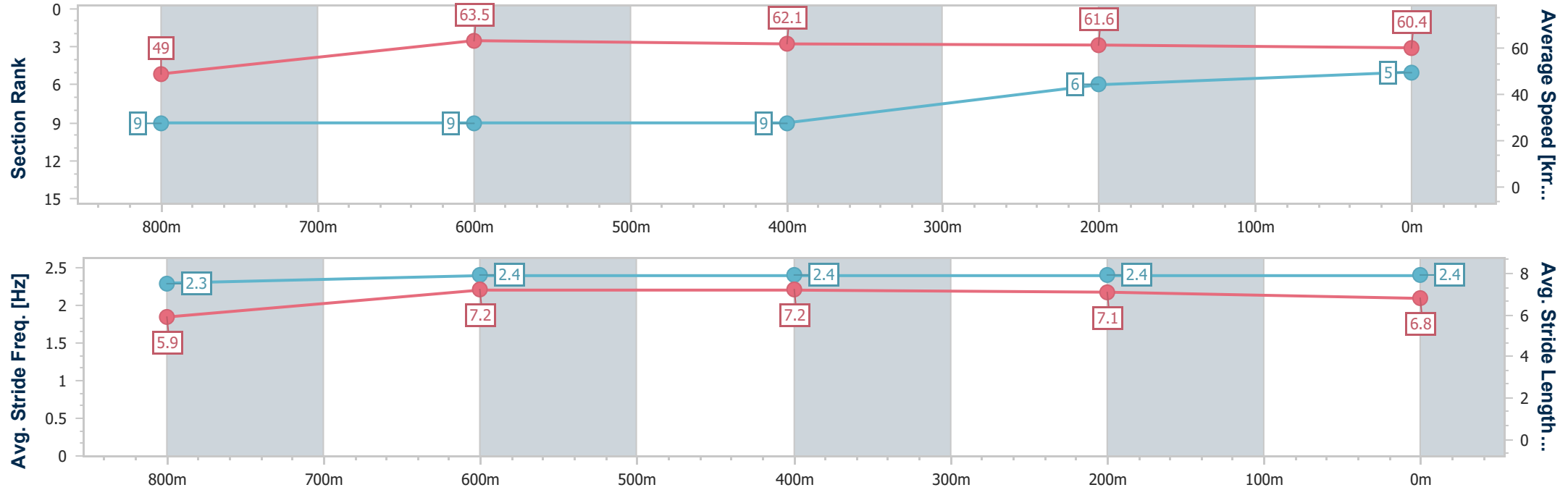
ToowoombaProfessional
Race 5: SELECTED SEEDS Maiden Plate - 1000m



14 June 2025 - 14:48

Track Rating: Good 4, Weather: Fine, Rail Position: 1.5 metre Entire

Section	Overall	800m	600m	400m	200m														
Section Times	1:01.46 [5] (0:14.79)	0:46.67 [9] (0:11.33)	0:35.34 [9] (0:11.66)	0:23.68 [9] (0:11.75)	0:11.93 [6] (0:11.93)														
Average Speed [km/h]	49.0	63.5	62.1	61.6	60.4														
Top Speed [km/h]	62.5	64.6	63.3	63.0	60.8														
Avg. Dist. to Rail [m]	3.0	0.7	1.2	2.2	4.7														
Avg. Stride Freq. [Hz]	2.3	2.4	2.4	2.4	2.4														
Avg. Stride Length [m]	5.9	7.2	7.2	7.1	6.8														





Horse/Jockey Name	Mhasahn
Final Rank	6
Fastest Section Time (Section)	0:11.21 (800m)
Top Speed [km/h] (Section)	65.3 (800m)
Race State	Finished



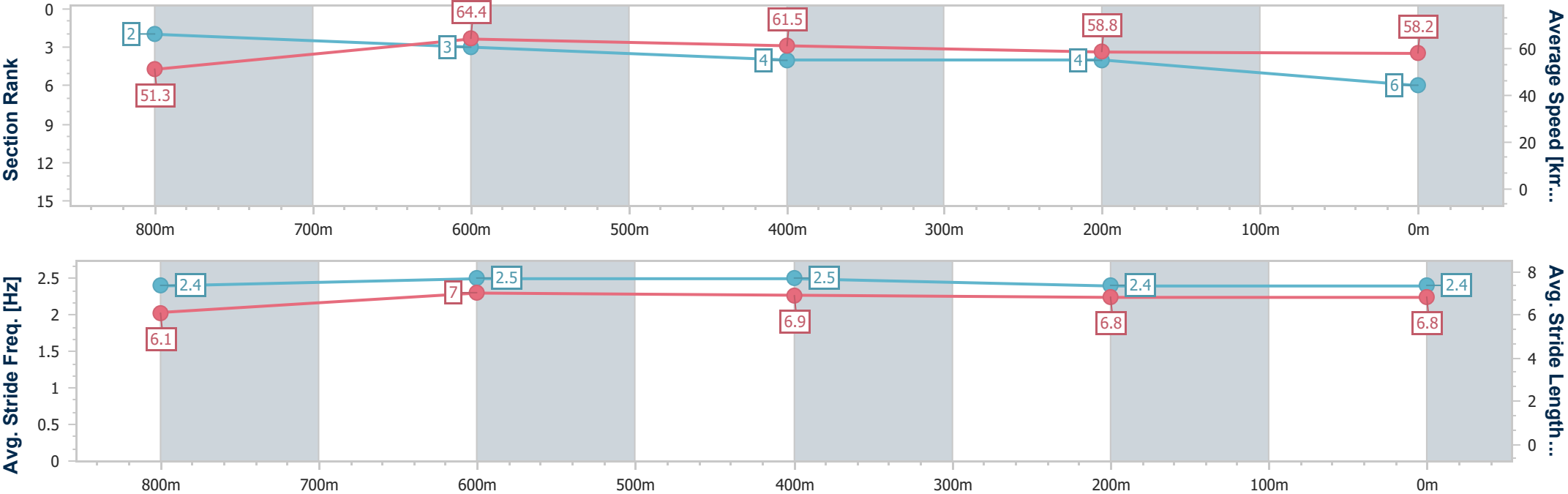
ToowoombaProfessional
Race 5: SELECTED SEEDS Maiden Plate - 1000m



14 June 2025 - 14:48

Track Rating: Good 4, Weather: Fine, Rail Position: 1.5 metre Entire

Section	Overall	800m	600m	400m	200m										
Section Times	1:01.68 [6] (0:14.08)	0:47.60 [2] (0:11.21)	0:36.39 [3] (0:11.73)	0:24.66 [4] (0:12.27)	0:12.39 [4] (0:12.39)										
Average Speed [km/h]	51.3	64.4	61.5	58.8	58.2										
Top Speed [km/h]	65.0	65.3	64.0	59.7	59.7										
Avg. Dist. to Rail [m]	3.7	0.9	0.1	1.7	2.7										
Avg. Stride Freq. [Hz]	2.4	2.5	2.5	2.4	2.4										
Avg. Stride Length [m]	6.1	7.0	6.9	6.8	6.8										





Horse/Jockey Name	Bronze Memory
Final Rank	7
Fastest Section Time (Section)	0:11.22 (800m)
Top Speed [km/h] (Section)	65.8 (800m)
Race State	Finished



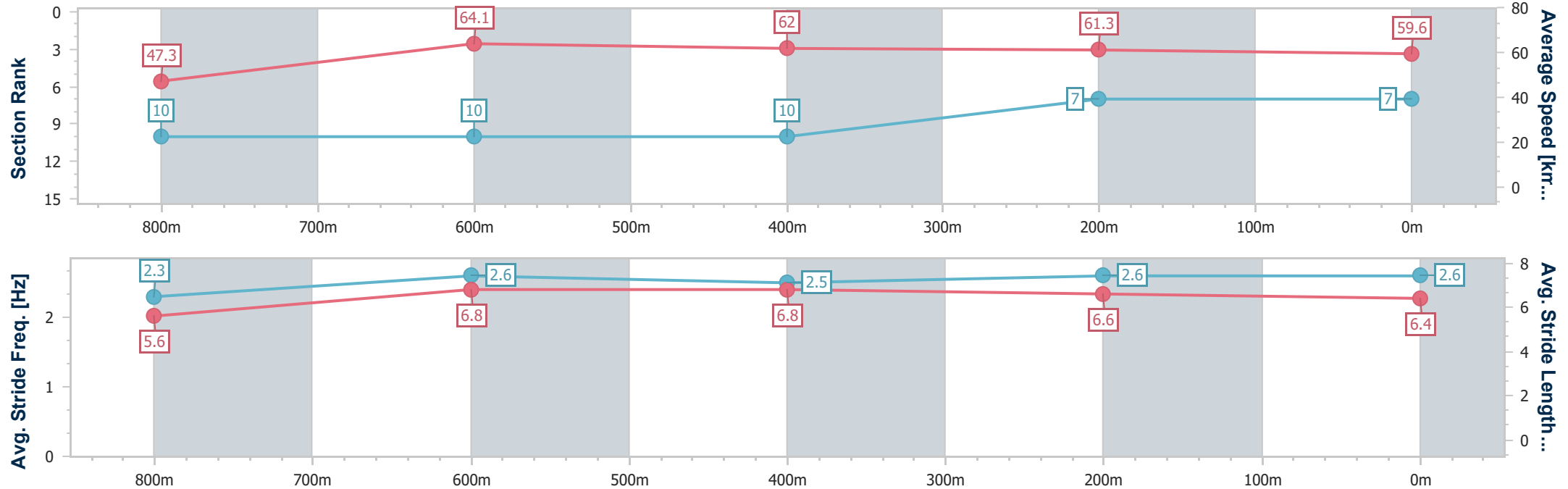
ToowoombaProfessional
Race 5: SELECTED SEEDS Maiden Plate - 1000m



14 June 2025 - 14:48

Track Rating: Good 4, Weather: Fine, Rail Position: 1.5 metre Entire

Section	Overall	800m	600m	400m	200m										
Section Times	1:01.77 [7] (0:15.27)	0:46.50 [10] (0:11.22)	0:35.28 [10] (0:11.48)	0:23.80 [10] (0:11.73)	0:12.07 [7] (0:12.07)										
Average Speed [km/h]	47.3	64.1	62.0	61.3	59.6										
Top Speed [km/h]	65.1	65.8	64.1	62.3	60.8										
Avg. Dist. to Rail [m]	4.1	0.3	2.0	1.7	5.3										
Avg. Stride Freq. [Hz]	2.3	2.6	2.5	2.6	2.6										
Avg. Stride Length [m]	5.6	6.8	6.8	6.6	6.4										



[] Ranking at each section and finish
-.-.- No data available at this section
NA No data available



Horse/Jockey Name	Lady Lazarus
Final Rank	8
Fastest Section Time (Section)	0:11.56 (600m)
Top Speed [km/h] (Section)	63.6 (600m)
Race State	Finished



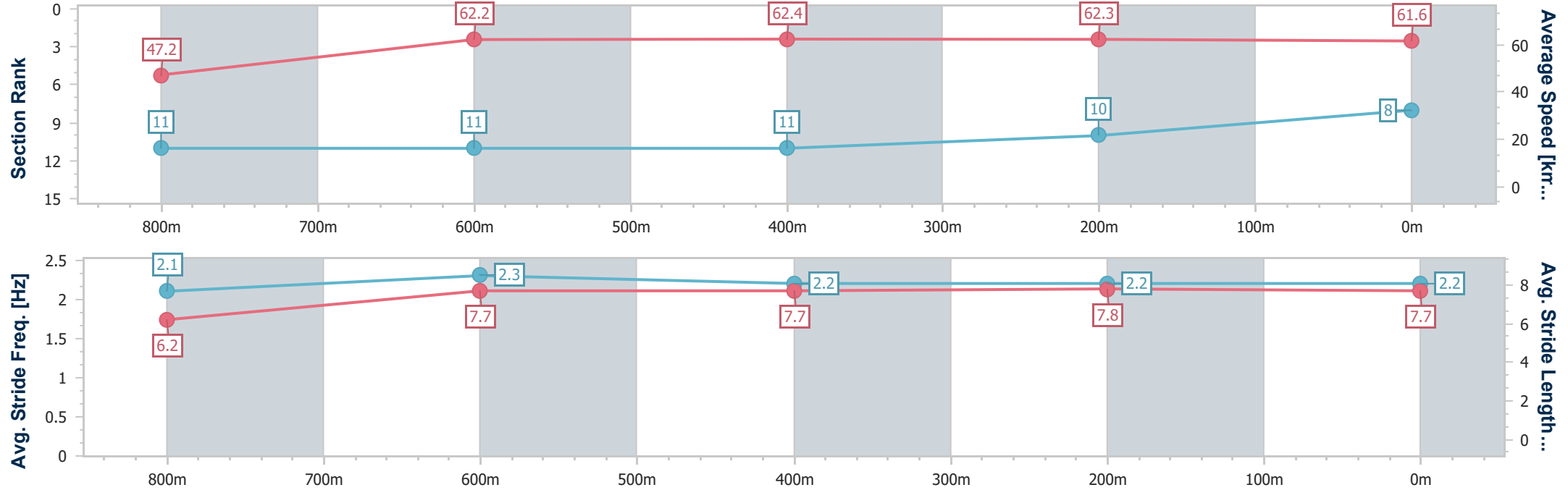
ToowoombaProfessional
Race 5: SELECTED SEEDS Maiden Plate - 1000m



14 June 2025 - 14:48

Track Rating: Good 4, Weather: Fine, Rail Position: 1.5 metre Entire

Section	Overall	800m	600m	400m	200m														
Section Times	1:01.80 [8] (0:15.37)	0:46.43 [11] (0:11.61)	0:34.82 [11] (0:11.56)	0:23.26 [11] (0:11.60)	0:11.66 [10] (0:11.66)														
Average Speed [km/h]	47.2	62.2	62.4	62.3	61.6														
Top Speed [km/h]	62.5	63.4	63.6	62.7	62.6														
Avg. Dist. to Rail [m]	3.9	0.7	0.4	2.1	3.2														
Avg. Stride Freq. [Hz]	2.1	2.3	2.2	2.2	2.2														
Avg. Stride Length [m]	6.2	7.7	7.7	7.8	7.7														





Horse/Jockey Name	Goodfella Finch
Final Rank	9
Fastest Section Time (Section)	0:11.28 (800m)
Top Speed [km/h] (Section)	66.3 (800m)
Race State	Finished



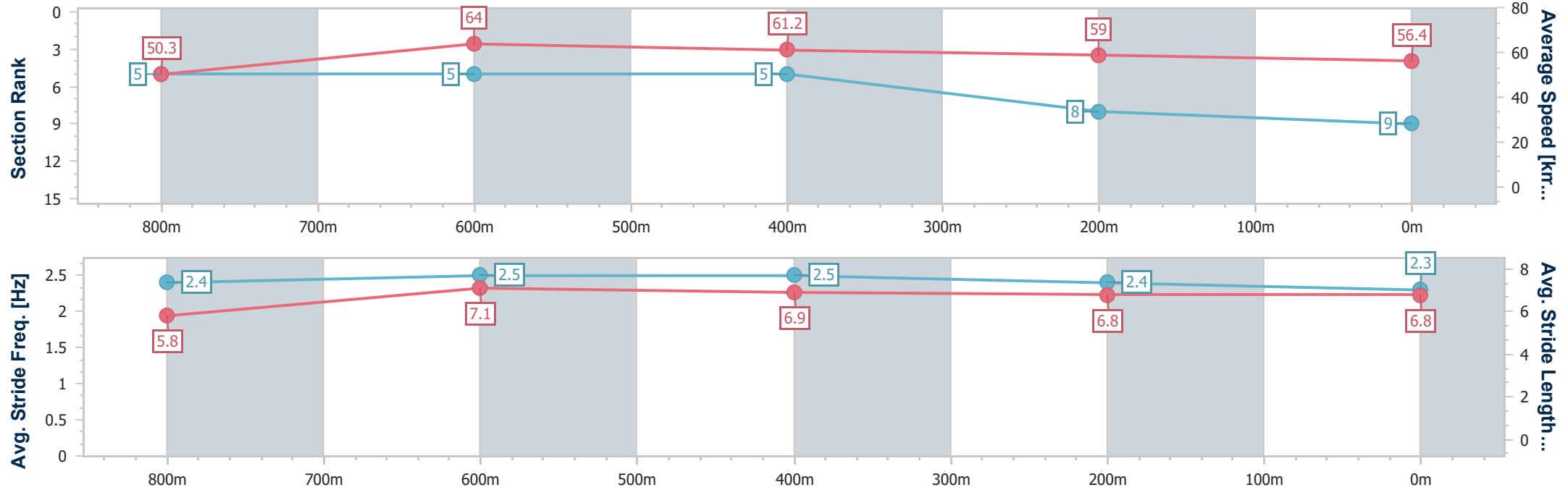
ToowoombaProfessional
Race 5: SELECTED SEEDS Maiden Plate - 1000m



14 June 2025 - 14:48

Track Rating: Good 4, Weather: Fine, Rail Position: 1.5 metre Entire

Section	Overall	800m	600m	400m	200m														
Section Times	1:02.45 [9] (0:14.37)	0:48.08 [5] (0:11.28)	0:36.80 [5] (0:11.85)	0:24.95 [5] (0:12.24)	0:12.71 [8] (0:12.71)														
Average Speed [km/h]	50.3	64.0	61.2	59.0	56.4														
Top Speed [km/h]	66.3	66.3	63.3	61.7	58.1														
Avg. Dist. to Rail [m]	2.7	1.1	1.6	1.3	2.7														
Avg. Stride Freq. [Hz]	2.4	2.5	2.5	2.4	2.3														
Avg. Stride Length [m]	5.8	7.1	6.9	6.8	6.8														





Horse/Jockey Name	Desert Dawn
Final Rank	10
Fastest Section Time (Section)	0:11.39 (800m)
Top Speed [km/h] (Section)	64.2 (800m)
Race State	Finished



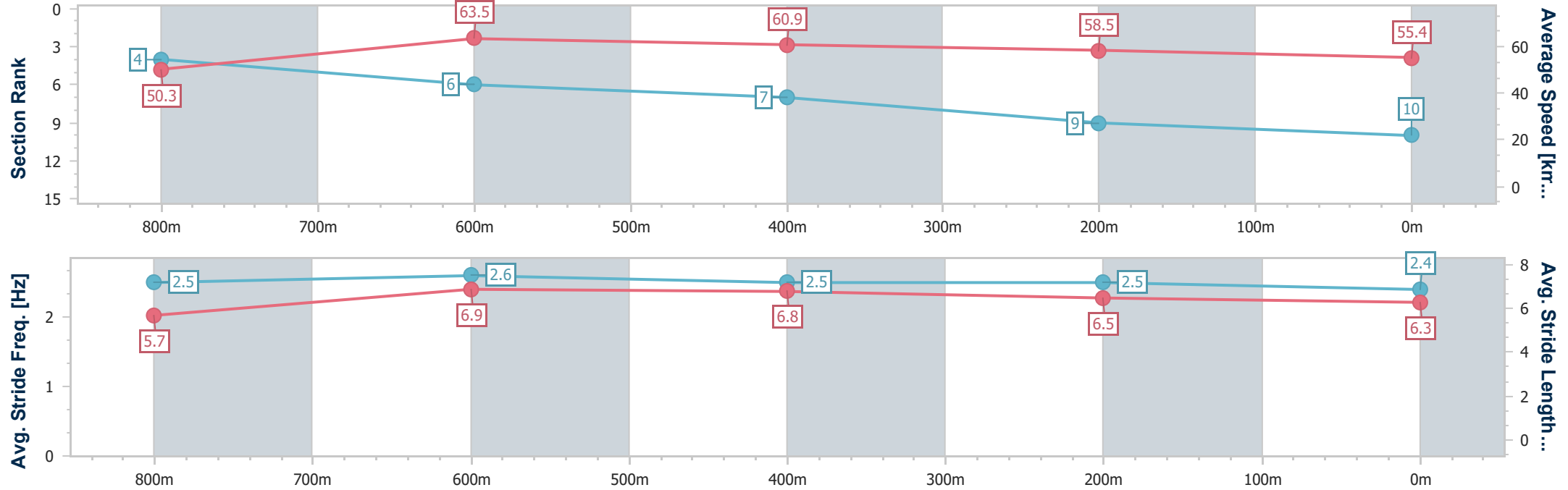
ToowoombaProfessional
Race 5: SELECTED SEEDS Maiden Plate - 1000m



14 June 2025 - 14:48

Track Rating: Good 4, Weather: Fine, Rail Position: 1.5 metre Entire

Section	Overall	800m	600m	400m	200m										
Section Times	1:02.89 [10] (0:14.34)	0:48.55 [4] (0:11.39)	0:37.16 [6] (0:11.90)	0:25.26 [7] (0:12.23)	0:13.03 [9] (0:13.03)										
Average Speed [km/h]	50.3	63.5	60.9	58.5	55.4										
Top Speed [km/h]	63.2	64.2	63.1	60.4	57.6										
Avg. Dist. to Rail [m]	1.1	1.5	1.4	1.0	0.7										
Avg. Stride Freq. [Hz]	2.5	2.6	2.5	2.5	2.4										
Avg. Stride Length [m]	5.7	6.9	6.8	6.5	6.3										



- [] Ranking at each section and finish
- .-.- No data available at this section
- NA No data available



Horse/Jockey Name	Denman Avenue
Final Rank	11
Fastest Section Time (Section)	0:11.24 (800m)
Top Speed [km/h] (Section)	64.5 (800m)
Race State	Finished



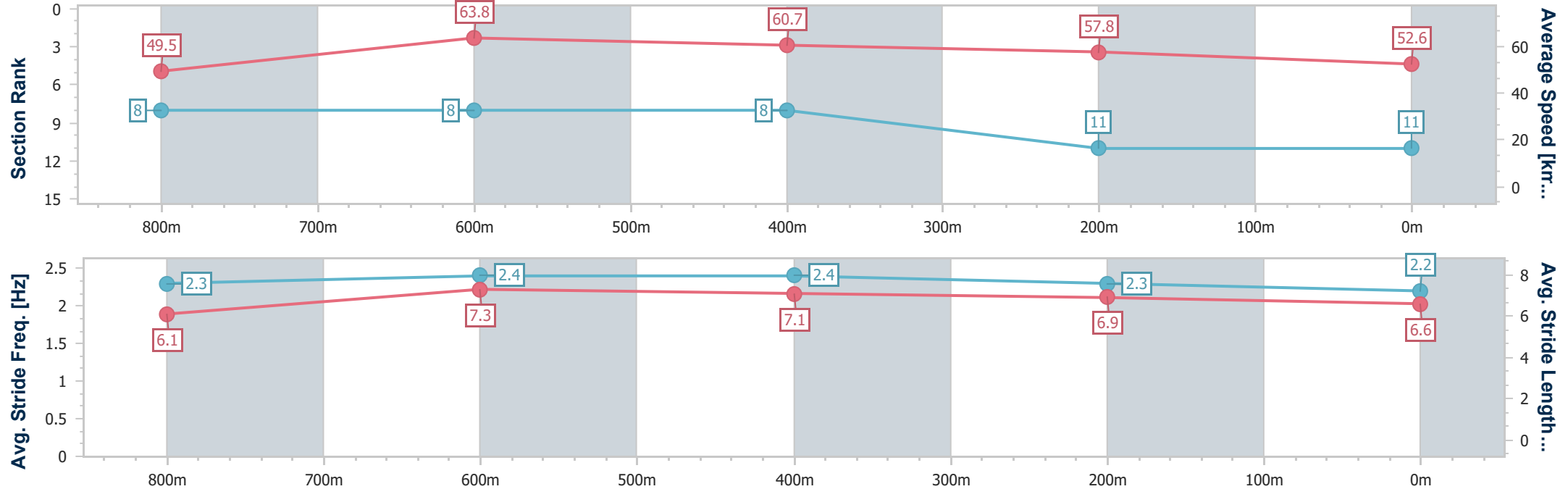
ToowoombaProfessional
Race 5: SELECTED SEEDS Maiden Plate - 1000m



14 June 2025 - 14:48

Track Rating: Good 4, Weather: Fine, Rail Position: 1.5 metre Entire

Section	Overall	800m	600m	400m	200m															
Section Times	1:03.93 [11] (0:14.61)	0:49.32 [8] (0:11.24)	0:38.08 [8] (0:11.90)	0:26.18 [8] (0:12.50)	0:13.68 [11] (0:13.68)															
Average Speed [km/h]	49.5	63.8	60.7	57.8	52.6															
Top Speed [km/h]	63.1	64.5	63.5	59.6	56.0															
Avg. Dist. to Rail [m]	1.6	0.8	0.8	1.2	0.9															
Avg. Stride Freq. [Hz]	2.3	2.4	2.4	2.3	2.2															
Avg. Stride Length [m]	6.1	7.3	7.1	6.9	6.6															



- [] Ranking at each section and finish
- .-.- No data available at this section
- NA No data available



Toowoomba Professional

Race 6: THE MCGREGOR BROTHERS Class 1 Handicap - 1200m

14 June 2025 - 15:27



Track Rating: Good 4, Weather: Fine, Rail Position: 1.5 metre Entire

Section						Overall	1000m	800m	600m	400m	200m	Last 600m		
Field Times						1:13.81 (0:13.93)	0:59.88 (0:11.45)	0:48.43 (0:12.05)	0:36.38 (0:11.98)	0:24.40 (0:12.18)	0:12.22 (0:12.22)	0:36.38		
Rank	TAB	Horse/Jockey	Barrier	Top Speed [km/h]	Fastest Section							Margin	Distance Travelled [m]	
1	1	ULUWATU	2	64.3	0:11.56	1:13.81 [1]	0:59.79 [2]	0:48.23 [3]	0:36.34 [3]	0:24.31 [2]	0:12.22 [1]	1:13.81	0:36.34	
		Cody Collis		Overall	1000m	(0:14.02)	(0:11.56)	(0:11.89)	(0:12.03)	(0:12.09)	(0:12.22)			
2	4	DUBIOUS SIX	7	63.3	0:11.67	1:13.82 [2]	0:59.45 [7]	0:47.78 [7]	0:35.92 [7]	0:23.97 [6]	0:12.11 [2]	0.1L	0:35.92	+3
		Kelsey Lenton		Overall	1000m	(0:14.37)	(0:11.67)	(0:11.86)	(0:11.95)	(0:11.86)	(0:12.11)			
3	5	WANTSOMEMOREOFIT	5	65.2	0:11.65	1:14.33 [3]	1:00.13 [6]	0:48.48 [6]	0:36.62 [6]	0:24.53 [4]	0:12.58 [3]	0.1L	0:36.62	+2
		Kenji Yoshida		Overall	1000m	(0:14.20)	(0:11.65)	(0:11.86)	(0:12.09)	(0:11.95)	(0:12.58)			
4	2	HORSBURGH	1	64.1	0:11.51	1:14.40 [4]	1:00.22 [5]	0:48.71 [4]	0:36.78 [4]	0:24.48 [7]	0:12.30 [6]	0.4L	0:36.78	-5
		Corey Bayliss		1000m	1000m	(0:14.18)	(0:11.51)	(0:11.93)	(0:12.30)	(0:12.18)	(0:12.30)			
5	6	PACIFIC PIRATE	4	63.2	0:11.64	1:14.56 [5]	1:00.44 [4]	0:48.80 [5]	0:36.86 [5]	0:24.81 [3]	0:12.67 [4]	1.2L	0:36.86	+2
		Karl Zechner		1000m	1000m	(0:14.12)	(0:11.64)	(0:11.94)	(0:12.05)	(0:12.14)	(0:12.67)			
6	9	BUN IN THE OVEN	9	66.7	0:11.35	1:15.06 [6]	1:01.03 [3]	0:49.68 [1]	0:37.63 [1]	0:25.65 [1]	0:13.12 [5]	4L	0:37.63	-2
		Billie-Rose Andrew		Overall	1000m	(0:14.03)	(0:11.35)	(0:12.05)	(0:11.98)	(0:12.53)	(0:13.12)			
7	10	DUCHESS BREE	6	63.3	0:11.60	1:15.24 [7]	1:00.12 [8]	0:48.52 [9]	0:36.54 [9]	0:24.50 [9]	0:12.41 [9]	5L	0:36.54	-4
		Shania Willis		1000m	1000m	(0:15.12)	(0:11.60)	(0:11.98)	(0:12.04)	(0:12.09)	(0:12.41)			
8	8	RED VODKA	8	64.8	0:11.33	1:15.30 [8]	1:00.07 [9]	0:48.74 [8]	0:37.30 [8]	0:25.33 [8]	0:12.91 [8]	5.2L	0:37.30	+2
		Chris Taylor		1000m	1000m	(0:15.23)	(0:11.33)	(0:11.44)	(0:11.97)	(0:12.42)	(0:12.91)			
9	11	MEDIA GEM	3	64.9	0:11.49	1:15.57 [9]	1:01.64 [1]	0:50.15 [2]	0:38.13 [2]	0:25.75 [5]	0:13.22 [7]	6.7L	0:38.13	-5
		Stacey Callow		Overall	1000m	(0:13.93)	(0:11.49)	(0:12.02)	(0:12.38)	(0:12.53)	(0:13.22)			

Scratched: Melo Melo Kava (#3), Ilana The First (#7)



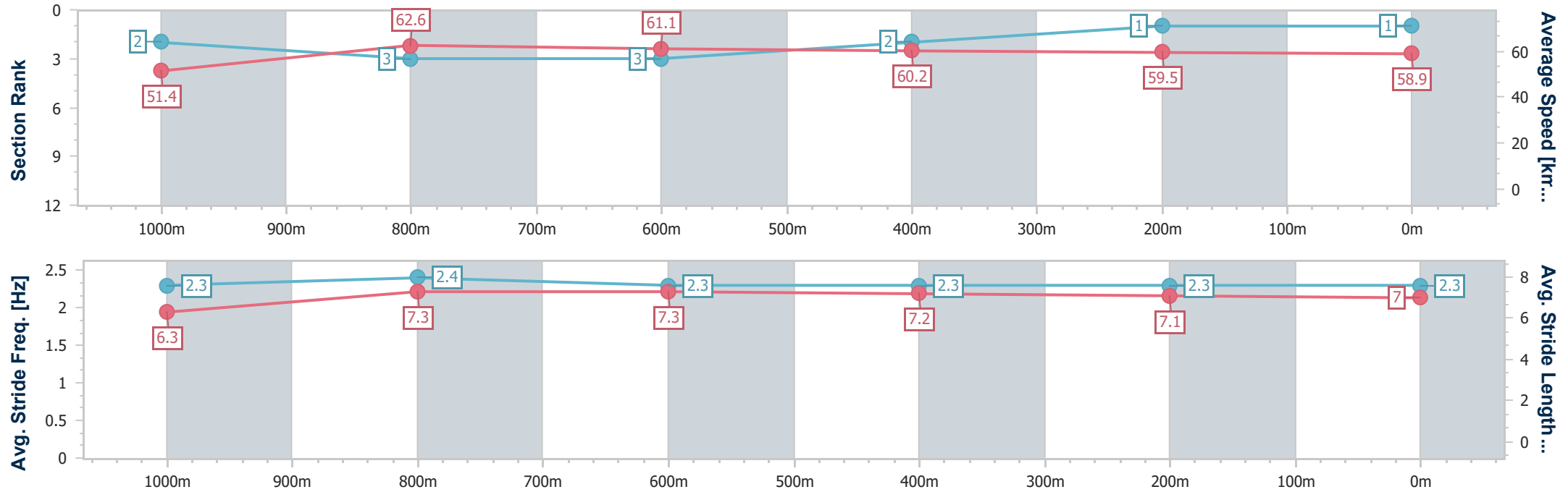
Horse/Jockey Name	Uluwatu
Final Rank	1
Fastest Section Time (Section)	0:11.56 (1000m)
Top Speed [km/h] (Section)	64.3 (Overall)
Race State	Finished



ToowoombaProfessional
Race 6: THE MCGREGOR BROTHERS Class 1 Handicap - 1200m
14 June 2025 - 15:27
Track Rating: Good 4, Weather: Fine, Rail Position: 1.5 metre Entire



Section	Overall	1000m	800m	600m	400m	200m							
Section Times	1:13.81 [1] (0:14.02)	0:59.79 [2] (0:11.56)	0:48.23 [3] (0:11.89)	0:36.34 [3] (0:12.03)	0:24.31 [2] (0:12.09)	0:12.22 [1] (0:12.22)							
Average Speed [km/h]	51.4	62.6	61.1	60.2	59.5	58.9							
Top Speed [km/h]	64.3	64.0	62.0	61.2	60.4	60.1							
Avg. Dist. to Rail [m]	2.6	1.9	2.4	0.8	1.2	4.1							
Avg. Stride Freq. [Hz]	2.3	2.4	2.3	2.3	2.3	2.3							
Avg. Stride Length [m]	6.3	7.3	7.3	7.2	7.1	7.0							





Horse/Jockey Name	Dubious Six
Final Rank	2
Fastest Section Time (Section)	0:11.67 (1000m)
Top Speed [km/h] (Section)	63.3 (Overall)
Race State	Finished



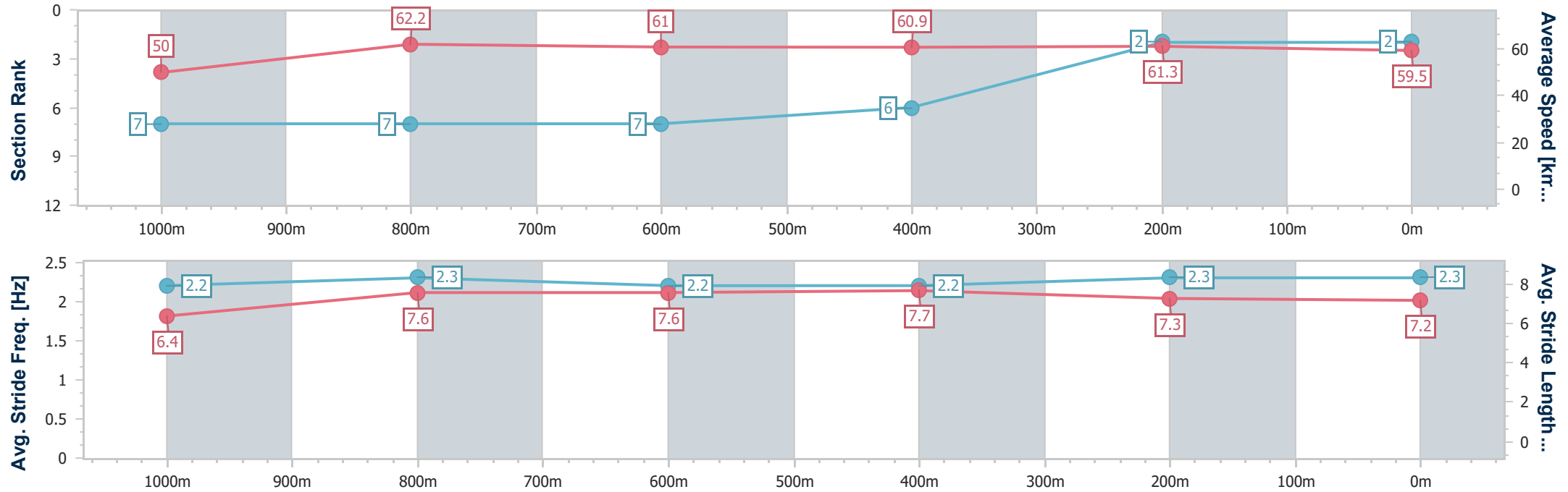
ToowoombaProfessional
Race 6: THE MCGREGOR BROTHERS Class 1 Handicap -
1200m



14 June 2025 - 15:27

Track Rating: Good 4, Weather: Fine, Rail Position: 1.5 metre Entire

Section	Overall	1000m	800m	600m	400m	200m							
Section Times	1:13.82 [2] (0:14.37)	0:59.45 [7] (0:11.67)	0:47.78 [7] (0:11.86)	0:35.92 [7] (0:11.95)	0:23.97 [6] (0:11.86)	0:12.11 [2] (0:12.11)							
Average Speed [km/h]	50.0	62.2	61.0	60.9	61.3	59.5							
Top Speed [km/h]	63.3	63.2	63.0	62.1	62.3	60.9							
Avg. Dist. to Rail [m]	6.9	1.9	2.1	1.6	3.8	6.7							
Avg. Stride Freq. [Hz]	2.2	2.3	2.2	2.2	2.3	2.3							
Avg. Stride Length [m]	6.4	7.6	7.6	7.7	7.3	7.2							





Horse/Jockey Name	Wantsomemoreofit
Final Rank	3
Fastest Section Time (Section)	0:11.65 (1000m)
Top Speed [km/h] (Section)	65.2 (Overall)
Race State	Finished



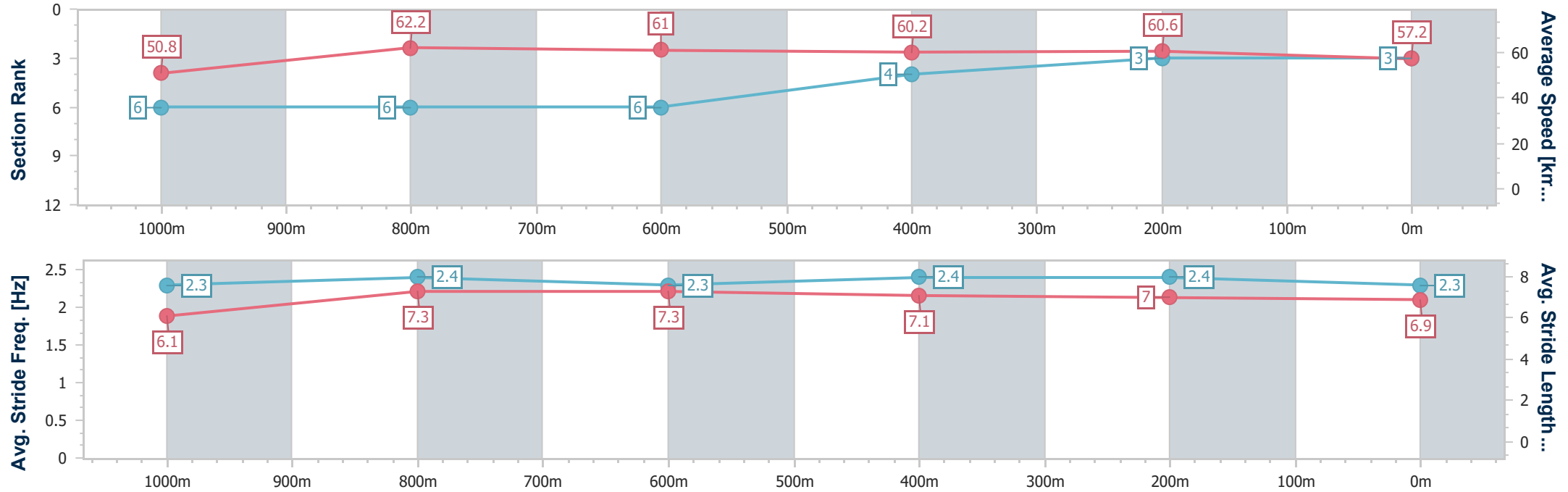
ToowoombaProfessional
Race 6: THE MCGREGOR BROTHERS Class 1 Handicap -
1200m



14 June 2025 - 15:27

Track Rating: Good 4, Weather: Fine, Rail Position: 1.5 metre Entire

Section	Overall	1000m	800m	600m	400m	200m							
Section Times	1:14.33 [3] (0:14.20)	1:00.13 [6] (0:11.65)	0:48.48 [6] (0:11.86)	0:36.62 [6] (0:12.09)	0:24.53 [4] (0:11.95)	0:12.58 [3] (0:12.58)							
Average Speed [km/h]	50.8	62.2	61.0	60.2	60.6	57.2							
Top Speed [km/h]	65.2	64.0	62.5	61.2	61.6	60.6							
Avg. Dist. to Rail [m]	5.7	2.4	2.0	1.9	1.8	4.8							
Avg. Stride Freq. [Hz]	2.3	2.4	2.3	2.4	2.4	2.3							
Avg. Stride Length [m]	6.1	7.3	7.3	7.1	7.0	6.9							





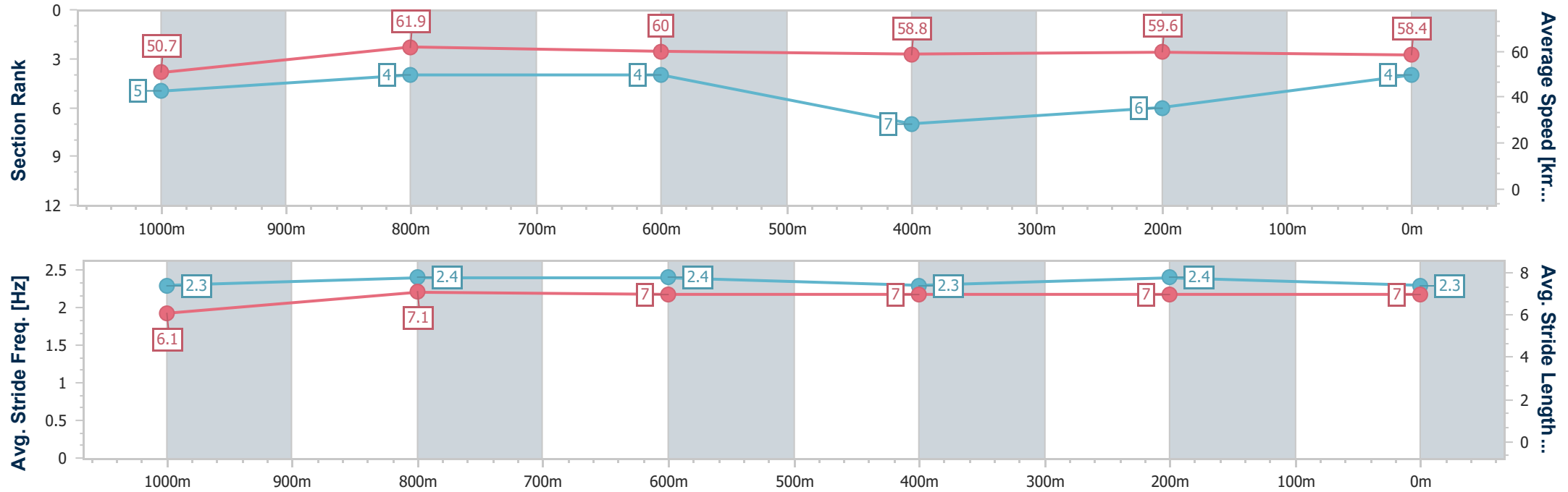
Horse/Jockey Name	Horsburgh
Final Rank	4
Fastest Section Time (Section)	0:11.51 (1000m)
Top Speed [km/h] (Section)	64.1 (1000m)
Race State	Finished



ToowoombaProfessional
Race 6: THE MCGREGOR BROTHERS Class 1 Handicap - 1200m
14 June 2025 - 15:27
Track Rating: Good 4, Weather: Fine, Rail Position: 1.5 metre Entire



Section	Overall	1000m	800m	600m	400m	200m							
Section Times	1:14.40 [4] (0:14.18)	1:00.22 [5] (0:11.51)	0:48.71 [4] (0:11.93)	0:36.78 [4] (0:12.30)	0:24.48 [7] (0:12.18)	0:12.30 [6] (0:12.30)							
Average Speed [km/h]	50.7	61.9	60.0	58.8	59.6	58.4							
Top Speed [km/h]	63.9	64.1	61.0	60.5	60.1	59.5							
Avg. Dist. to Rail [m]	2.2	2.1	1.4	0.7	3.0	3.8							
Avg. Stride Freq. [Hz]	2.3	2.4	2.4	2.3	2.4	2.3							
Avg. Stride Length [m]	6.1	7.1	7.0	7.0	7.0	7.0							





Horse/Jockey Name	Pacific Pirate
Final Rank	5
Fastest Section Time (Section)	0:11.64 (1000m)
Top Speed [km/h] (Section)	63.2 (1000m)
Race State	Finished



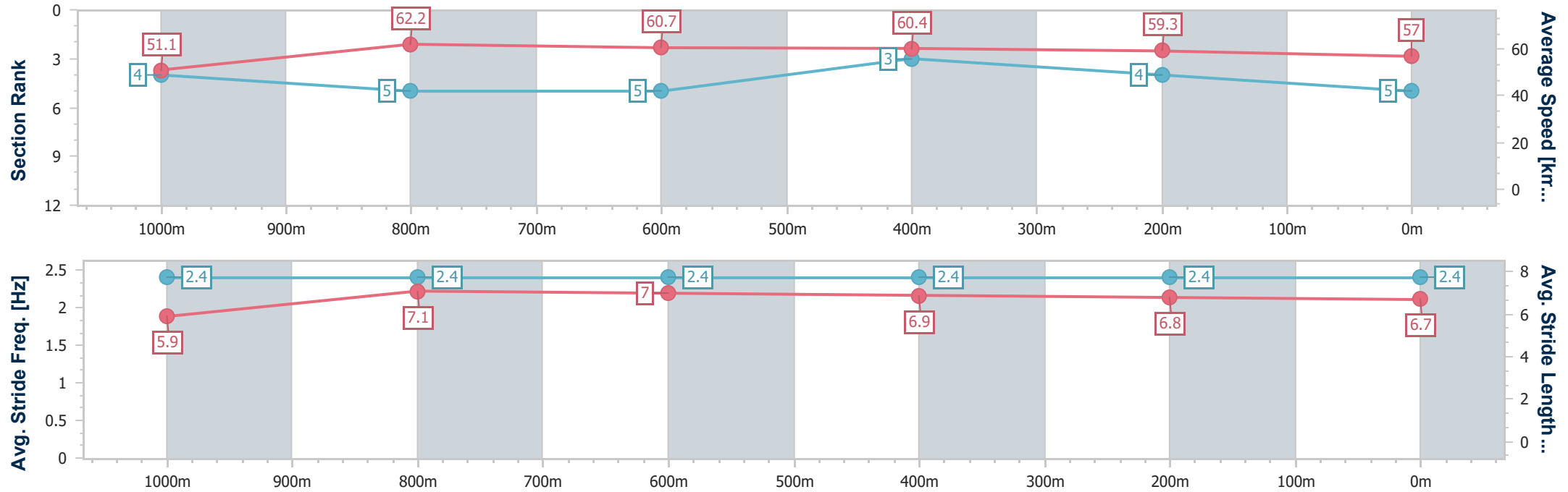
ToowoombaProfessional
Race 6: THE MCGREGOR BROTHERS Class 1 Handicap -
1200m



14 June 2025 - 15:27

Track Rating: Good 4, Weather: Fine, Rail Position: 1.5 metre Entire

Section	Overall	1000m	800m	600m	400m	200m							
Section Times	1:14.56 [5] (0:14.12)	1:00.44 [4] (0:11.64)	0:48.80 [5] (0:11.94)	0:36.86 [5] (0:12.05)	0:24.81 [3] (0:12.14)	0:12.67 [4] (0:12.67)							
Average Speed [km/h]	51.1	62.2	60.7	60.4	59.3	57.0							
Top Speed [km/h]	62.8	63.2	61.8	61.4	61.3	57.5							
Avg. Dist. to Rail [m]	3.1	1.2	2.0	2.1	0.8	1.7							
Avg. Stride Freq. [Hz]	2.4	2.4	2.4	2.4	2.4	2.4							
Avg. Stride Length [m]	5.9	7.1	7.0	6.9	6.8	6.7							





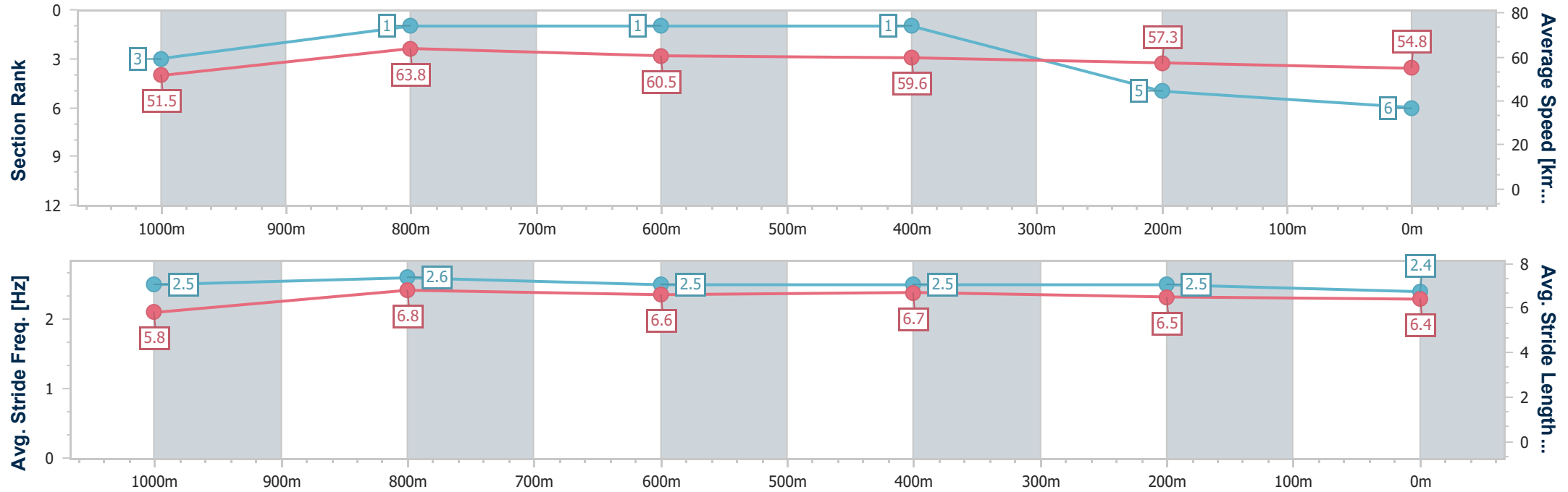
Horse/Jockey Name	Bun In The Oven
Final Rank	6
Fastest Section Time (Section)	0:11.35 (1000m)
Top Speed [km/h] (Section)	66.7 (Overall)
Race State	Finished



ToowoombaProfessional
Race 6: THE MCGREGOR BROTHERS Class 1 Handicap - 1200m
14 June 2025 - 15:27
Track Rating: Good 4, Weather: Fine, Rail Position: 1.5 metre Entire



Section	Overall	1000m	800m	600m	400m	200m							
Section Times	1:15.06 [6] (0:14.03)	1:01.03 [3] (0:11.35)	0:49.68 [1] (0:12.05)	0:37.63 [1] (0:11.98)	0:25.65 [1] (0:12.53)	0:13.12 [5] (0:13.12)							
Average Speed [km/h]	51.5	63.8	60.5	59.6	57.3	54.8							
Top Speed [km/h]	66.7	66.7	62.8	60.5	58.0	56.2							
Avg. Dist. to Rail [m]	8.6	3.0	2.5	1.5	1.3	0.7							
Avg. Stride Freq. [Hz]	2.5	2.6	2.5	2.5	2.5	2.4							
Avg. Stride Length [m]	5.8	6.8	6.6	6.7	6.5	6.4							





Horse/Jockey Name	Duchess Bree
Final Rank	7
Fastest Section Time (Section)	0:11.60 (1000m)
Top Speed [km/h] (Section)	63.3 (1000m)
Race State	Finished



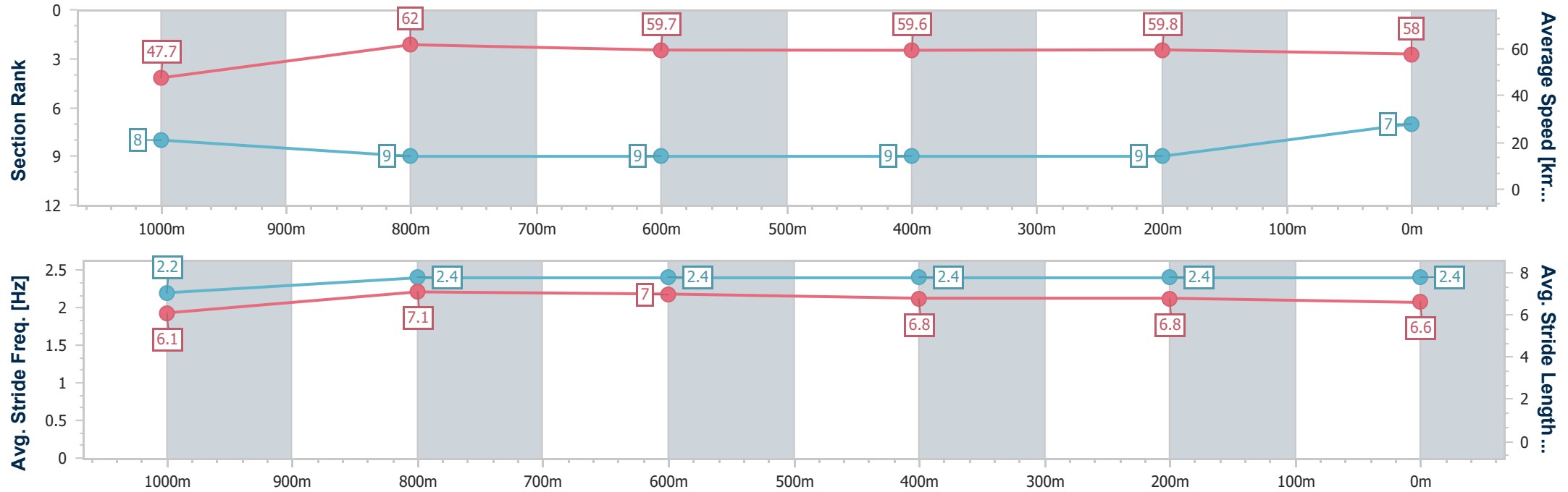
ToowoombaProfessional
Race 6: THE MCGREGOR BROTHERS Class 1 Handicap -
1200m



14 June 2025 - 15:27

Track Rating: Good 4, Weather: Fine, Rail Position: 1.5 metre Entire

Section	Overall	1000m	800m	600m	400m	200m							
Section Times	1:15.24 [7] (0:15.12)	1:00.12 [8] (0:11.60)	0:48.52 [9] (0:11.98)	0:36.54 [9] (0:12.04)	0:24.50 [9] (0:12.09)	0:12.41 [9] (0:12.41)							
Average Speed [km/h]	47.7	62.0	59.7	59.6	59.8	58.0							
Top Speed [km/h]	62.7	63.3	60.7	60.4	61.0	60.4							
Avg. Dist. to Rail [m]	3.5	0.5	0.9	0.8	2.0	5.1							
Avg. Stride Freq. [Hz]	2.2	2.4	2.4	2.4	2.4	2.4							
Avg. Stride Length [m]	6.1	7.1	7.0	6.8	6.8	6.6							



- [] Ranking at each section and finish
- .-.- No data available at this section
- NA No data available



Horse/Jockey Name	Red Vodka
Final Rank	8
Fastest Section Time (Section)	0:11.33 (1000m)
Top Speed [km/h] (Section)	64.8 (1000m)
Race State	Finished



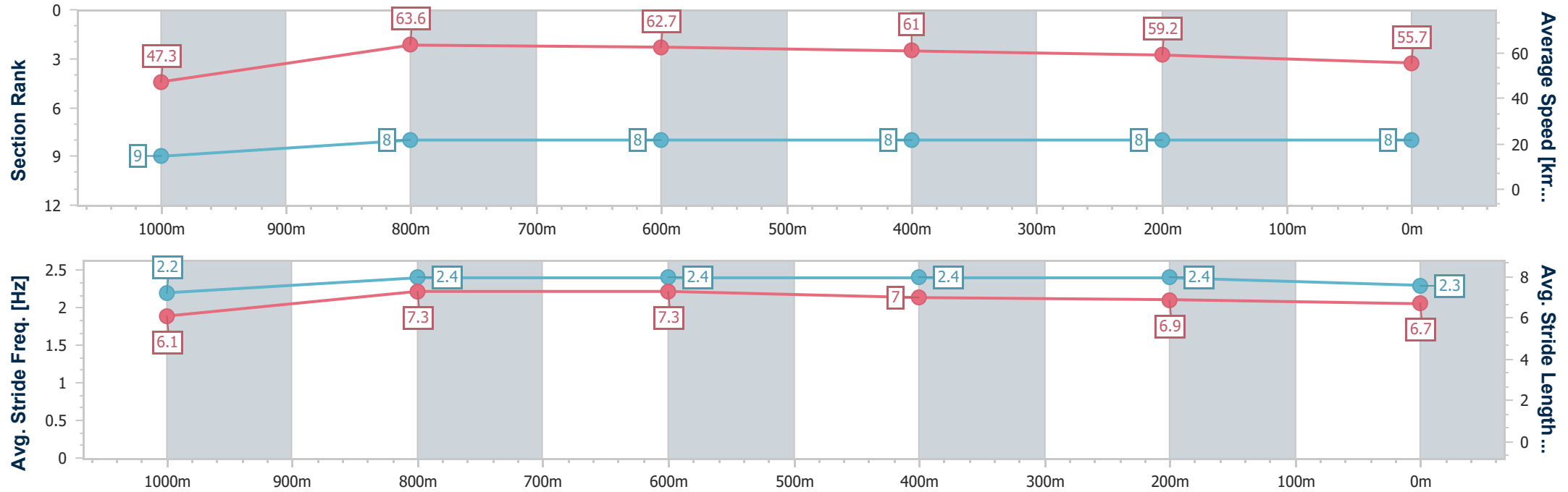
ToowoombaProfessional
Race 6: THE MCGREGOR BROTHERS Class 1 Handicap -
1200m



14 June 2025 - 15:27

Track Rating: Good 4, Weather: Fine, Rail Position: 1.5 metre Entire

Section	Overall	1000m	800m	600m	400m	200m							
Section Times	1:15.30 [8] (0:15.23)	1:00.07 [9] (0:11.33)	0:48.74 [8] (0:11.44)	0:37.30 [8] (0:11.97)	0:25.33 [8] (0:12.42)	0:12.91 [8] (0:12.91)							
Average Speed [km/h]	47.3	63.6	62.7	61.0	59.2	55.7							
Top Speed [km/h]	63.7	64.8	63.6	63.0	60.4	57.4							
Avg. Dist. to Rail [m]	3.4	0.4	1.2	2.3	5.9	7.9							
Avg. Stride Freq. [Hz]	2.2	2.4	2.4	2.4	2.4	2.3							
Avg. Stride Length [m]	6.1	7.3	7.3	7.0	6.9	6.7							



- [] Ranking at each section and finish
- .-.- No data available at this section
- NA No data available



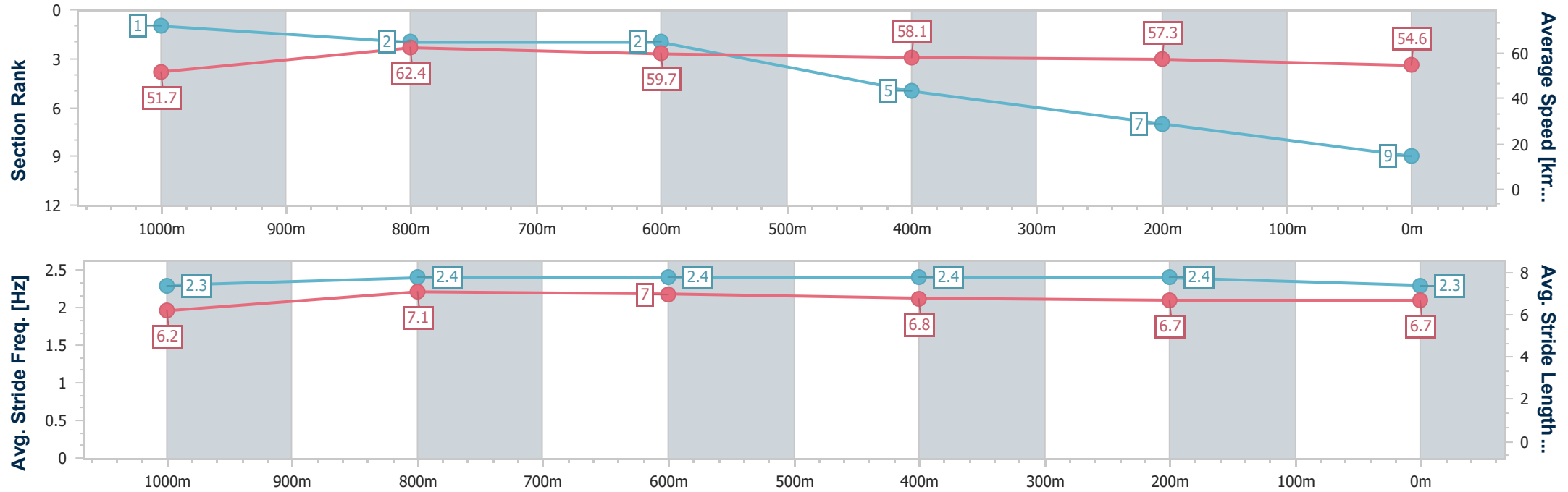
Horse/Jockey Name	Media Gem
Final Rank	9
Fastest Section Time (Section)	0:11.49 (1000m)
Top Speed [km/h] (Section)	64.9 (Overall)
Race State	Finished



ToowoombaProfessional
Race 6: THE MCGREGOR BROTHERS Class 1 Handicap - 1200m
14 June 2025 - 15:27
Track Rating: Good 4, Weather: Fine, Rail Position: 1.5 metre Entire



Section	Overall	1000m	800m	600m	400m	200m							
Section Times	1:15.57 [9] (0:13.93)	1:01.64 [1] (0:11.49)	0:50.15 [2] (0:12.02)	0:38.13 [2] (0:12.38)	0:25.75 [5] (0:12.53)	0:13.22 [7] (0:13.22)							
Average Speed [km/h]	51.7	62.4	59.7	58.1	57.3	54.6							
Top Speed [km/h]	64.9	64.4	61.6	60.0	57.9	57.2							
Avg. Dist. to Rail [m]	3.7	0.5	0.7	0.7	1.0	2.2							
Avg. Stride Freq. [Hz]	2.3	2.4	2.4	2.4	2.4	2.3							
Avg. Stride Length [m]	6.2	7.1	7.0	6.8	6.7	6.7							





Toowoomba Professional
Race 7: LAWRENCE & HANSON BENCHMARK 58 Handicap - 1890m
14 June 2025 - 16:07



Track Rating: Good 4, Weather: Fine, Rail Position: 1.5 metre Entire

Section						Overall	1600m	1400m	1200m	1000m	800m	600m	Last 600m		
Field Times						2:02.21 (0:22.01)	1:40.20 (0:11.30)	1:28.90 (0:11.30)	1:17.60 (0:11.97)	1:05.63 (0:12.84)	0:52.79 (0:13.03)	0:39.76 (0:13.55)	0:39.76		
Rank	TAB	Horse/Jockey	Barrier	Top Speed [km/h]	Fastest Section									Distance Travelled [m]	
1	1	KNEZE	8	63.4	0:11.31	2:02.21 [1]	1:39.73 [6]	1:28.42 [6]	1:16.67 [8]	1:04.31 [8]	0:51.31 [8]	0:38.71 [8]	0:38.71		
		Colleen Krahnen		Overall	1600m	(0:22.48)	(0:11.31)	(0:11.75)	(0:12.36)	(0:13.00)	(0:12.60)	(0:12.70)			
2	9	BRIGHT THE SUN	9	65.3	0:11.18	2:02.37 [2]	1:39.18 [11]	1:28.00 [11]	1:16.35 [11]	1:04.05 [11]	0:51.18 [11]	0:38.42 [12]	0:38.42 -3		
		Noriyuki Masuda		1600m	1600m	(0:23.19)	(0:11.18)	(0:11.65)	(0:12.30)	(0:12.87)	(0:12.76)	(0:12.73)			
3	8	SWIFT SON	7	64.6	0:11.32	2:02.40 [3]	1:40.17 [2]	1:28.85 [2]	1:17.07 [5]	1:04.78 [5]	0:51.97 [5]	0:39.25 [3]	0:39.25 +4		
		Corey Bayliss		1600m	1600m	(0:22.23)	(0:11.32)	(0:11.78)	(0:12.29)	(0:12.81)	(0:12.72)	(0:12.85)			
4	2	MALECON	12	64.4	0:11.52	2:02.61 [4]	1:39.80 [10]	1:28.28 [10]	1:16.35 [12]	1:04.20 [12]	0:51.41 [12]	0:39.21 [6]	0:39.21 +19		
		Stacey Callow		Overall	1600m	(0:22.81)	(0:11.52)	(0:11.93)	(0:12.15)	(0:12.79)	(0:12.20)	(0:12.66)			
5	14	WINSTON BLUE	4	65.0	0:11.36	2:02.71 [5]	1:40.06 [8]	1:28.70 [8]	1:16.92 [9]	1:04.66 [9]	0:51.69 [9]	0:39.05 [9]	0:39.05 +1		
		Karl Zechner		1600m	1600m	(0:22.65)	(0:11.36)	(0:11.78)	(0:12.26)	(0:12.97)	(0:12.64)	(0:12.80)			
6	7	SHOUTS ALL DAY	6	65.0	0:11.25	2:02.74 [6]	1:40.23 [7]	1:28.98 [5]	1:17.21 [6]	1:04.86 [7]	0:51.93 [6]	0:39.28 [7]	0:39.28 +4		
		Les Tilley		1600m	1600m	(0:22.51)	(0:11.25)	(0:11.77)	(0:12.35)	(0:12.93)	(0:12.65)	(0:12.81)			
7	13	MAURITA	10	66.5	0:11.30	2:03.18 [7]	1:40.84 [3]	1:29.54 [4]	1:18.13 [2]	1:06.00 [2]	0:53.26 [2]	0:40.20 [2]	0:40.20 +9		
		Dale Smith		1400m	1600m	(0:22.34)	(0:11.30)	(0:11.41)	(0:12.13)	(0:12.74)	(0:13.06)	(0:13.20)			
8	6	WHATADILEMMA	11	64.7	0:11.27	2:04.03 [8]	1:41.67 [4]	1:30.40 [3]	1:18.82 [4]	1:06.62 [3]	0:53.77 [3]	0:40.79 [4]	0:40.79 +8		
		Montanna Savva		1600m	1600m	(0:22.36)	(0:11.27)	(0:11.58)	(0:12.20)	(0:12.85)	(0:12.98)	(0:13.29)			
9	5	SWIPER	5	65.6	0:11.36	2:04.09 [9]	1:41.37 [9]	1:30.01 [9]	1:18.19 [10]	1:05.91 [10]	0:53.01 [10]	0:40.35 [10]	0:40.35 +5		
		Jake Molloy		1600m	1600m	(0:22.72)	(0:11.36)	(0:11.82)	(0:12.28)	(0:12.90)	(0:12.66)	(0:12.82)			
10	10	TAVIESLASS	3	64.9	0:11.39	2:04.38 [10]	1:41.97 [5]	1:30.58 [7]	1:18.84 [7]	1:06.52 [6]	0:53.48 [7]	0:40.63 [11]	0:40.63 +1		
		Billie-Rose Andrew		1600m	1600m	(0:22.41)	(0:11.39)	(0:11.74)	(0:12.32)	(0:13.04)	(0:12.85)	(0:13.02)			

Scratched: Radegast (#4), Mr Plume (#3)



Toowoomba Professional
Race 7: LAWRENCE & HANSON BENCHMARK 58 Handicap - 1890m
14 June 2025 - 16:07



Track Rating: Good 4, Weather: Fine, Rail Position: 1.5 metre Entire

Section						Overall	1600m	1400m	1200m	1000m	800m	600m	Last 600m		
Field Times						2:02.21 (0:22.01)	1:40.20 (0:11.30)	1:28.90 (0:11.30)	1:17.60 (0:11.97)	1:05.63 (0:12.84)	0:52.79 (0:13.03)	0:39.76 (0:13.55)	0:39.76		
Rank	TAB	Horse/Jockey	Barrier	Top Speed [km/h]	Fastest Section										Distance Travelled [m]
11	11	MARTINI DANCER	1	64.8	0:11.30	2:05.44 [11]	1:43.43 [1]	1:32.13 [1]	1:20.27 [3]	1:08.02 [4]	0:55.07 [4]	0:42.15 [5]	0:42.15	-5	
		Kenji Yoshida		Overall	1600m	(0:22.01)	(0:11.30)	(0:11.86)	(0:12.25)	(0:12.95)	(0:12.92)	(0:13.27)			
12	12	ON THE TIGHTROPE	2	70.4	0:10.10	2:09.91 [12]	1:46.32 [12]	1:35.40 [12]	1:25.30 [1]	1:13.33 [1]	1:00.49 [1]	0:47.46 [1]	0:47.46	+41	
		Michael Schrapel		1400m	1400m	(0:23.59)	(0:10.92)	(0:10.10)	(0:11.97)	(0:12.84)	(0:13.03)	(0:15.74)			

Scratched: Radegast (#4), Mr Plume (#3)



Toowoomba Professional
Race 7: LAWRENCE & HANSON BENCHMARK 58 Handicap - 1890m
14 June 2025 - 16:07



Track Rating: Good 4, Weather: Fine, Rail Position: 1.5 metre Entire

Section						400m		200m				Last 600m	
Field Times						0:26.21 (0:12.85)		0:13.36 (0:13.36)				0:39.76	
Rank	TAB	Horse/Jockey	Barrier	Top Speed [km/h]	Fastest Section					Margin			
												Distance Travelled [m]	
1	1	KNEZE	8	63.4	0:11.31	0:26.01 [4]	0:13.13 [3]	2:02.21			0:38.71		
		Colleen Krahnen		Overall	1600m	(0:12.88)	(0:13.13)						
2	9	BRIGHT THE SUN	9	65.3	0:11.18	0:25.69 [10]	0:12.85 [7]	0.8L			0:38.42	-3	
		Noriyuki Masuda		1600m	1600m	(0:12.84)	(0:12.85)						
3	8	SWIFT SON	7	64.6	0:11.32	0:26.40 [1]	0:13.55 [1]	1L			0:39.25	+4	
		Corey Bayliss		1600m	1600m	(0:12.85)	(0:13.55)						
4	2	MALECON	12	64.4	0:11.52	0:26.55 [2]	0:13.65 [2]	2L			0:39.21	+19	
		Stacey Callow		Overall	1600m	(0:12.90)	(0:13.65)						
5	14	WINSTON BLUE	4	65.0	0:11.36	0:26.25 [6]	0:13.31 [5]	2.5L			0:39.05	+1	
		Karl Zechner		1600m	1600m	(0:12.94)	(0:13.31)						
6	7	SHOUTS ALL DAY	6	65.0	0:11.25	0:26.47 [5]	0:13.36 [4]	2.7L			0:39.28	+4	
		Les Tilley		1600m	1600m	(0:13.11)	(0:13.36)						
7	13	MAURITA	10	66.5	0:11.30	0:27.00 [3]	0:13.72 [6]	5.2L			0:40.20	+9	
		Dale Smith		1400m	1600m	(0:13.28)	(0:13.72)						
8	6	WHATADILEMMA	11	64.7	0:11.27	0:27.50 [7]	0:14.10 [9]	10L			0:40.79	+8	
		Montanna Savva		1600m	1600m	(0:13.40)	(0:14.10)						
9	5	SWIPER	5	65.6	0:11.36	0:27.53 [9]	0:14.34 [8]	10.2L			0:40.35	+5	
		Jake Molloy		1600m	1600m	(0:13.19)	(0:14.34)						
10	10	TAVIESLASS	3	64.9	0:11.39	0:27.61 [11]	0:14.26 [10]	11.7L			0:40.63	+1	
		Billie-Rose Andrew		1600m	1600m	(0:13.35)	(0:14.26)						

Scratched: Radegast (#4), Mr Plume (#3)



Toowoomba Professional
Race 7: LAWRENCE & HANSON BENCHMARK 58 Handicap - 1890m
14 June 2025 - 16:07



Track Rating: Good 4, Weather: Fine, Rail Position: 1.5 metre Entire

Section						400m	200m	Last 600m		
Field Times						0:26.21 (0:12.85)	0:13.36 (0:13.36)	0:39.76		
Rank	TAB	Horse/Jockey	Barrier	Top Speed [km/h]	Fastest Section	Margin			Distance Travelled [m]	
11	11	MARTINI DANCER	1	64.8	0:11.30	0:28.88 [8]	0:15.29 [11]	18L	0:42.15	-5
		Kenji Yoshida		Overall	1600m	(0:13.59)	(0:15.29)			
12	12	ON THE TIGHTROPE	2	70.4	0:10.10	0:31.72 [12]	0:16.36 [12]	44.3L	0:47.46	+41
		Michael Schrapel		1400m	1400m	(0:15.36)	(0:16.36)			

Scratched: Radegast (#4), Mr Plume (#3)



Horse/Jockey Name	Kneze
Final Rank	1
Fastest Section Time (Section)	0:11.31 (1600m)
Top Speed [km/h] (Section)	63.4 (Overall)
Race State	Finished



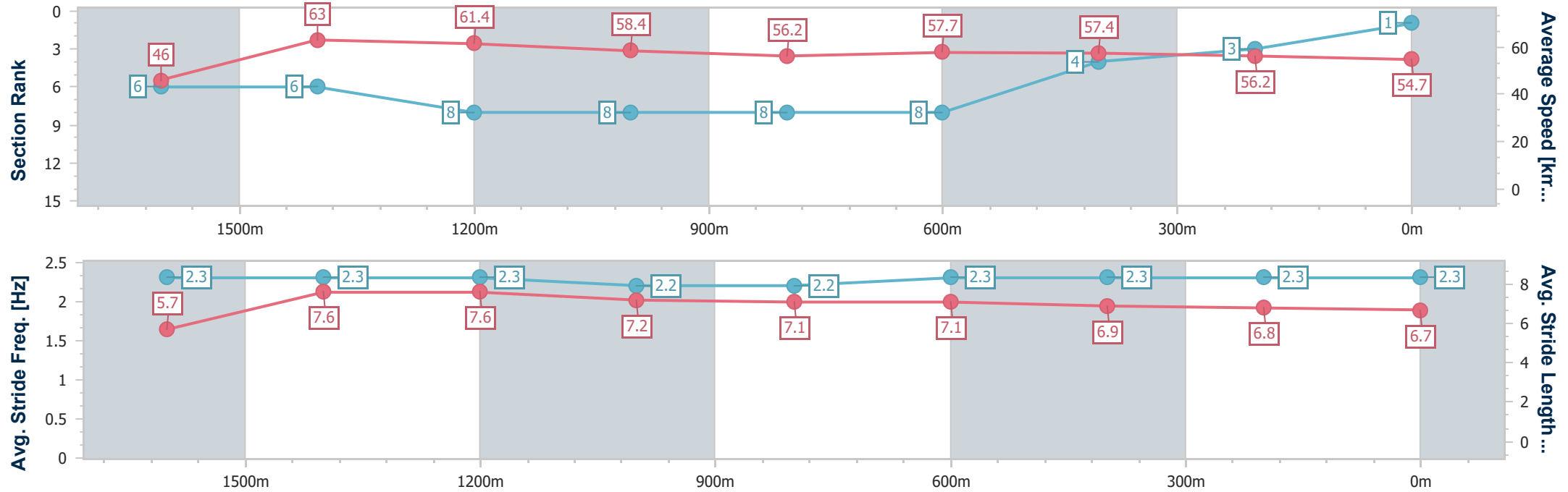
ToowoombaProfessional
Race 7: LAWRENCE & HANSON BENCHMARK 58 Handicap -
1890m



14 June 2025 - 16:07

Track Rating: Good 4, Weather: Fine, Rail Position: 1.5 metre Entire

Section	Overall	1600m	1400m	1200m	1000m	800m	600m	400m	200m				
Section Times	2:02.21 [1] (0:22.48)	1:39.73 [6] (0:11.31)	1:28.42 [6] (0:11.75)	1:16.67 [8] (0:12.36)	1:04.31 [8] (0:13.00)	0:51.31 [8] (0:12.60)	0:38.71 [8] (0:12.70)	0:26.01 [4] (0:12.88)	0:13.13 [3] (0:13.13)				
Average Speed [km/h]	46.0	63.0	61.4	58.4	56.2	57.7	57.4	56.2	54.7				
Top Speed [km/h]	63.4	63.4	62.7	59.7	58.0	58.8	58.8	56.5	55.7				
Avg. Dist. to Rail [m]	5.6	2.5	1.1	3.4	3.4	3.8	2.6	0.8	0.5				
Avg. Stride Freq. [Hz]	2.3	2.3	2.3	2.2	2.2	2.3	2.3	2.3	2.3				
Avg. Stride Length [m]	5.7	7.6	7.6	7.2	7.1	7.1	6.9	6.8	6.7				



- [] Ranking at each section and finish
- .-.- No data available at this section
- NA No data available



Horse/Jockey Name	Bright The Sun
Final Rank	2
Fastest Section Time (Section)	0:11.18 (1600m)
Top Speed [km/h] (Section)	65.3 (1600m)
Race State	Finished



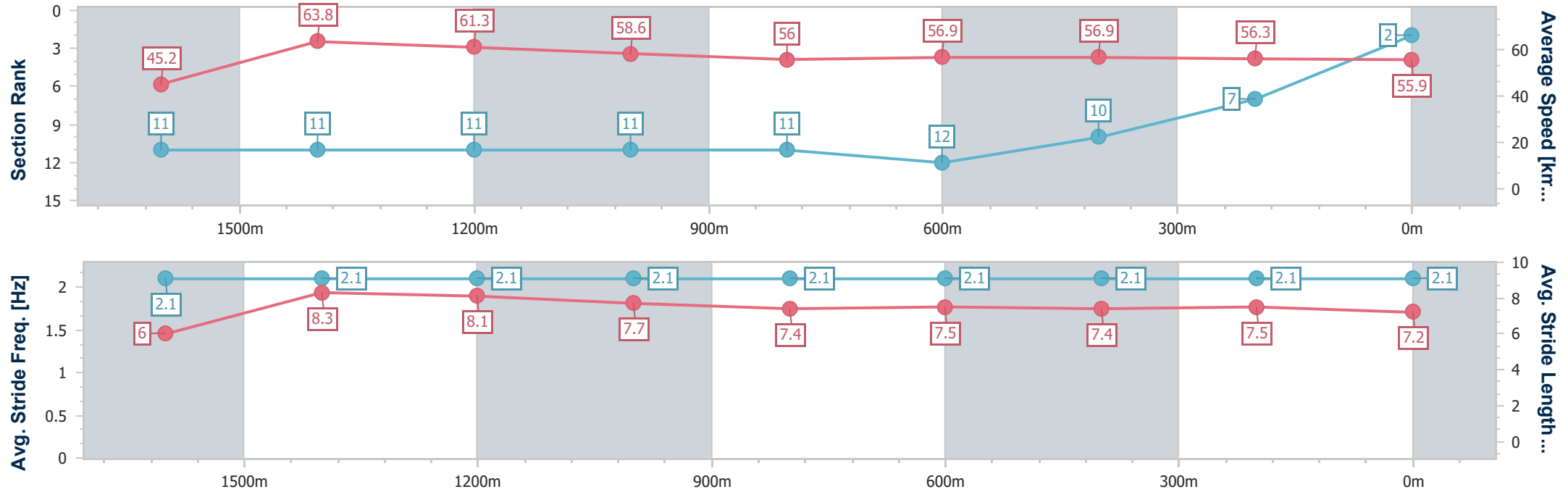
ToowoombaProfessional
Race 7: LAWRENCE & HANSON BENCHMARK 58 Handicap -
1890m



14 June 2025 - 16:07

Track Rating: Good 4, Weather: Fine, Rail Position: 1.5 metre Entire

Section	Overall	1600m	1400m	1200m	1000m	800m	600m	400m	200m				
Section Times	2:02.37 [2] (0:23.19)	1:39.18 [11] (0:11.18)	1:28.00 [11] (0:11.65)	1:16.35 [11] (0:12.30)	1:04.05 [11] (0:12.87)	0:51.18 [11] (0:12.76)	0:38.42 [12] (0:12.73)	0:25.69 [10] (0:12.84)	0:12.85 [7] (0:12.85)				
Average Speed [km/h]	45.2	63.8	61.3	58.6	56.0	56.9	56.9	56.3	55.9				
Top Speed [km/h]	64.1	65.3	65.0	61.2	57.5	57.9	58.9	57.5	56.8				
Avg. Dist. to Rail [m]	6.7	2.5	1.2	1.4	0.5	2.4	1.3	2.3	3.3				
Avg. Stride Freq. [Hz]	2.1	2.1	2.1	2.1	2.1	2.1	2.1	2.1	2.1				
Avg. Stride Length [m]	6.0	8.3	8.1	7.7	7.4	7.5	7.4	7.5	7.2				





Horse/Jockey Name	Swift Son
Final Rank	3
Fastest Section Time (Section)	0:11.32 (1600m)
Top Speed [km/h] (Section)	64.6 (1600m)
Race State	Finished



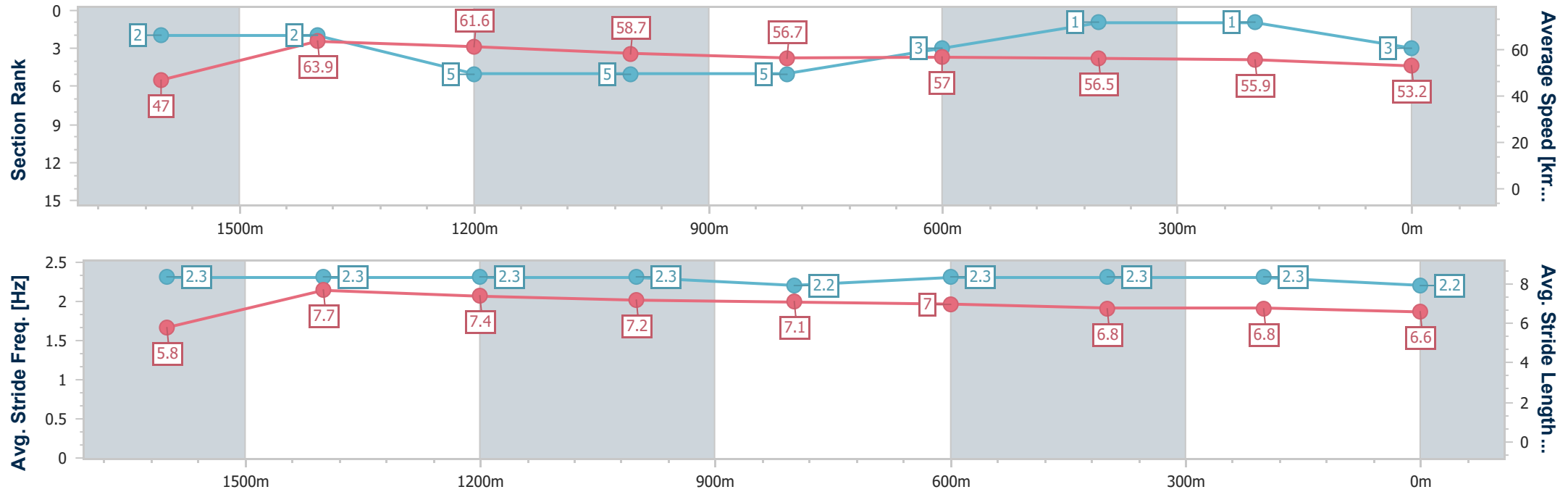
ToowoombaProfessional
Race 7: LAWRENCE & HANSON BENCHMARK 58 Handicap -
1890m



14 June 2025 - 16:07

Track Rating: Good 4, Weather: Fine, Rail Position: 1.5 metre Entire

Section	Overall	1600m	1400m	1200m	1000m	800m	600m	400m	200m				
Section Times	2:02.40 [3] (0:22.23)	1:40.17 [2] (0:11.32)	1:28.85 [2] (0:11.78)	1:17.07 [5] (0:12.29)	1:04.78 [5] (0:12.81)	0:51.97 [5] (0:12.72)	0:39.25 [3] (0:12.85)	0:26.40 [1] (0:12.85)	0:13.55 [1] (0:13.55)				
Average Speed [km/h]	47.0	63.9	61.6	58.7	56.7	57.0	56.5	55.9	53.2				
Top Speed [km/h]	63.4	64.6	63.4	60.6	57.5	58.0	57.3	57.0	54.7				
Avg. Dist. to Rail [m]	5.3	0.8	1.8	2.5	2.1	2.8	1.8	0.8	0.9				
Avg. Stride Freq. [Hz]	2.3	2.3	2.3	2.3	2.2	2.3	2.3	2.3	2.2				
Avg. Stride Length [m]	5.8	7.7	7.4	7.2	7.1	7.0	6.8	6.8	6.6				





Horse/Jockey Name	Malecon
Final Rank	4
Fastest Section Time (Section)	0:11.52 (1600m)
Top Speed [km/h] (Section)	64.4 (Overall)
Race State	Finished



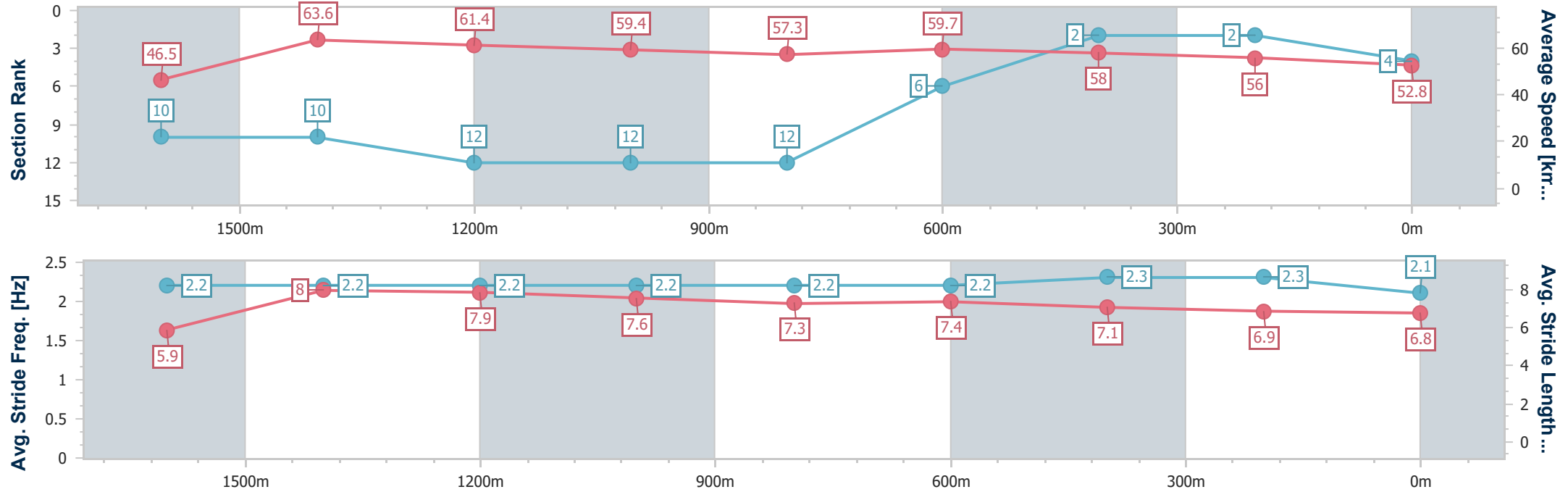
ToowoombaProfessional
Race 7: LAWRENCE & HANSON BENCHMARK 58 Handicap - 1890m



14 June 2025 - 16:07

Track Rating: Good 4, Weather: Fine, Rail Position: 1.5 metre Entire

Section	Overall	1600m	1400m	1200m	1000m	800m	600m	400m	200m				
Section Times	2:02.61 [4] (0:22.81)	1:39.80 [10] (0:11.52)	1:28.28 [10] (0:11.93)	1:16.35 [12] (0:12.15)	1:04.20 [12] (0:12.79)	0:51.41 [12] (0:12.20)	0:39.21 [6] (0:12.66)	0:26.55 [2] (0:12.90)	0:13.65 [2] (0:13.65)				
Average Speed [km/h]	46.5	63.6	61.4	59.4	57.3	59.7	58.0	56.0	52.8				
Top Speed [km/h]	64.4	64.3	63.6	61.7	59.8	60.0	59.4	56.9	55.0				
Avg. Dist. to Rail [m]	8.5	4.6	2.9	4.8	4.9	3.9	3.6	1.7	2.7				
Avg. Stride Freq. [Hz]	2.2	2.2	2.2	2.2	2.2	2.2	2.3	2.3	2.1				
Avg. Stride Length [m]	5.9	8.0	7.9	7.6	7.3	7.4	7.1	6.9	6.8				





Horse/Jockey Name	Winston Blue
Final Rank	5
Fastest Section Time (Section)	0:11.36 (1600m)
Top Speed [km/h] (Section)	65.0 (1600m)
Race State	Finished



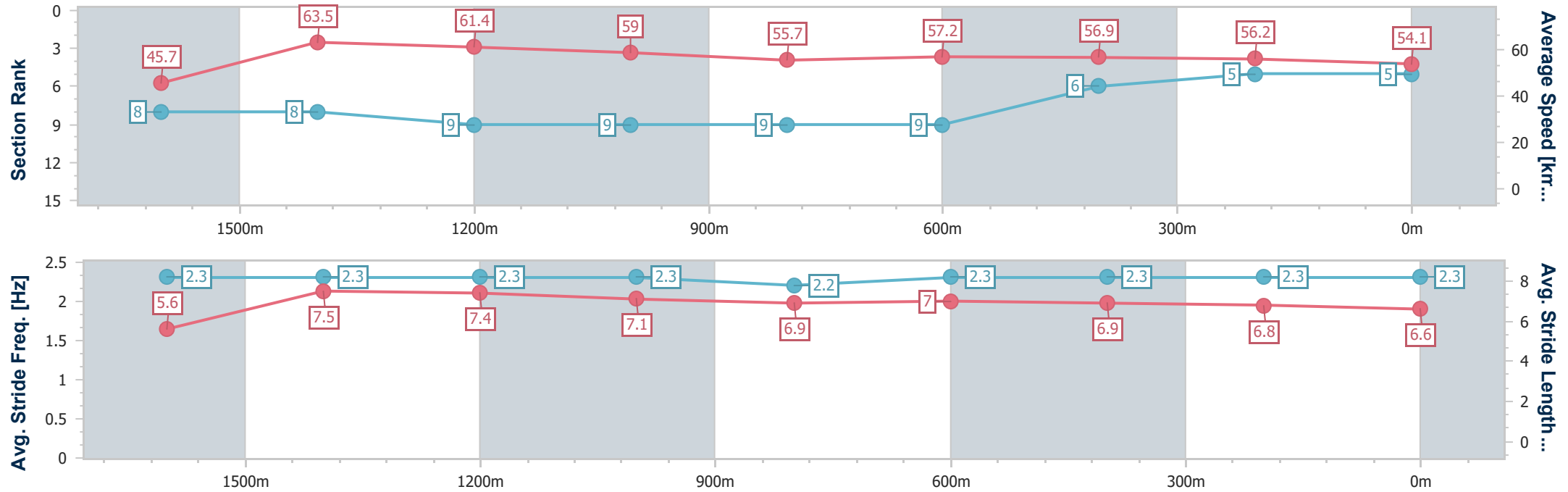
ToowoombaProfessional
Race 7: LAWRENCE & HANSON BENCHMARK 58 Handicap -
1890m



14 June 2025 - 16:07

Track Rating: Good 4, Weather: Fine, Rail Position: 1.5 metre Entire

Section	Overall	1600m	1400m	1200m	1000m	800m	600m	400m	200m				
Section Times	2:02.71 [5] (0:22.65)	1:40.06 [8] (0:11.36)	1:28.70 [8] (0:11.78)	1:16.92 [9] (0:12.26)	1:04.66 [9] (0:12.97)	0:51.69 [9] (0:12.64)	0:39.05 [9] (0:12.80)	0:26.25 [6] (0:12.94)	0:13.31 [5] (0:13.31)				
Average Speed [km/h]	45.7	63.5	61.4	59.0	55.7	57.2	56.9	56.2	54.1				
Top Speed [km/h]	62.9	65.0	63.9	59.9	57.2	58.1	58.1	57.1	55.5				
Avg. Dist. to Rail [m]	5.8	0.6	1.4	2.3	1.4	1.8	2.2	3.1	7.3				
Avg. Stride Freq. [Hz]	2.3	2.3	2.3	2.3	2.2	2.3	2.3	2.3	2.3				
Avg. Stride Length [m]	5.6	7.5	7.4	7.1	6.9	7.0	6.9	6.8	6.6				



- [] Ranking at each section and finish
- .-.-.- No data available at this section
- NA No data available



Horse/Jockey Name	Shouts All Day
Final Rank	6
Fastest Section Time (Section)	0:11.25 (1600m)
Top Speed [km/h] (Section)	65.0 (1600m)
Race State	Finished



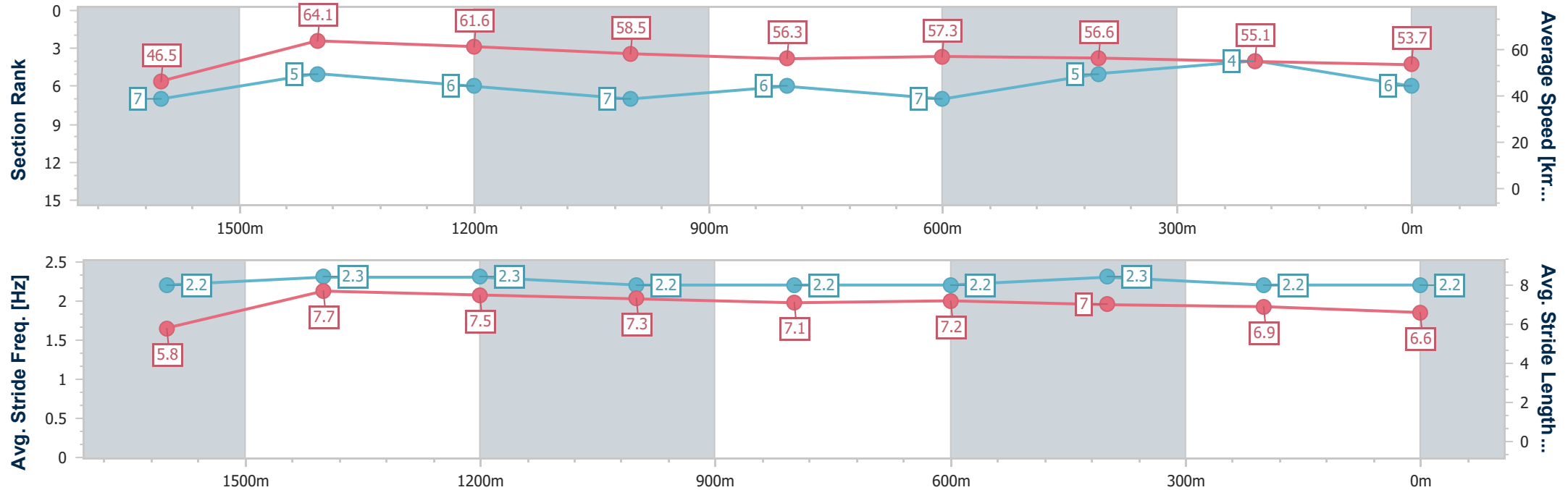
ToowoombaProfessional
Race 7: LAWRENCE & HANSON BENCHMARK 58 Handicap -
1890m



14 June 2025 - 16:07

Track Rating: Good 4, Weather: Fine, Rail Position: 1.5 metre Entire

Section	Overall	1600m	1400m	1200m	1000m	800m	600m	400m	200m				
Section Times	2:02.74 [6] (0:22.51)	1:40.23 [7] (0:11.25)	1:28.98 [5] (0:11.77)	1:17.21 [6] (0:12.35)	1:04.86 [7] (0:12.93)	0:51.93 [6] (0:12.65)	0:39.28 [7] (0:12.81)	0:26.47 [5] (0:13.11)	0:13.36 [4] (0:13.36)				
Average Speed [km/h]	46.5	64.1	61.6	58.5	56.3	57.3	56.6	55.1	53.7				
Top Speed [km/h]	63.7	65.0	64.2	59.7	57.4	58.3	58.4	56.2	55.8				
Avg. Dist. to Rail [m]	4.5	0.4	1.7	3.0	2.4	2.3	1.5	1.0	4.4				
Avg. Stride Freq. [Hz]	2.2	2.3	2.3	2.2	2.2	2.2	2.3	2.2	2.2				
Avg. Stride Length [m]	5.8	7.7	7.5	7.3	7.1	7.2	7.0	6.9	6.6				



- [] Ranking at each section and finish
- .-.-.- No data available at this section
- NA No data available



Horse/Jockey Name	Maurita
Final Rank	7
Fastest Section Time (Section)	0:11.30 (1600m)
Top Speed [km/h] (Section)	66.5 (1400m)
Race State	Finished



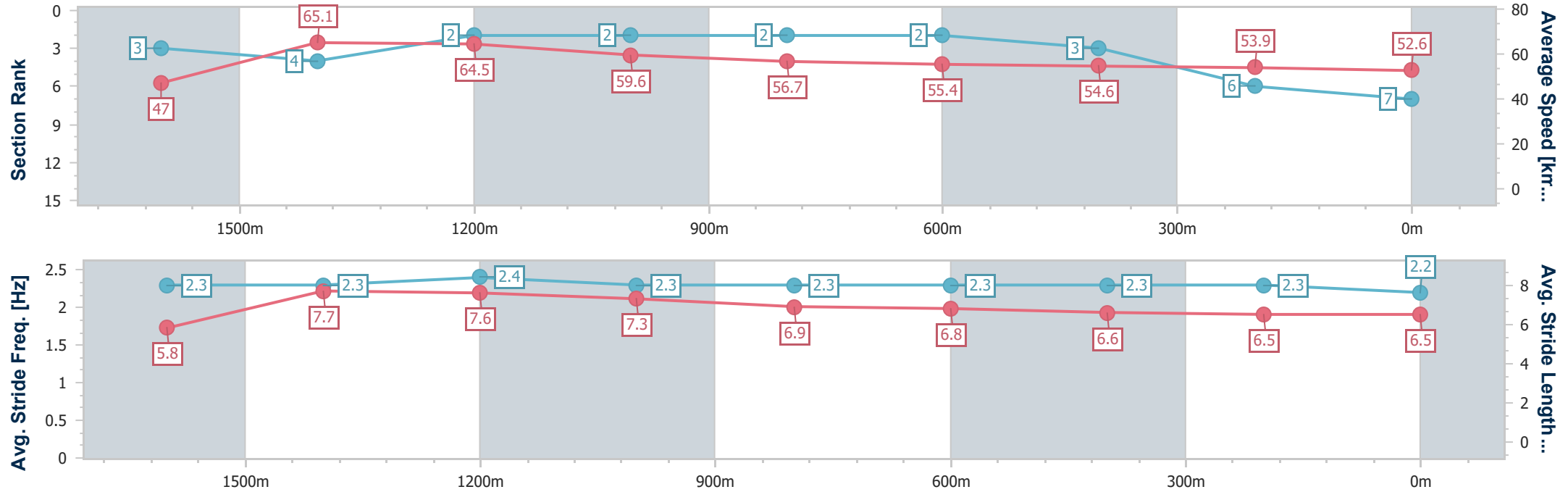
ToowoombaProfessional
Race 7: LAWRENCE & HANSON BENCHMARK 58 Handicap -
1890m



14 June 2025 - 16:07

Track Rating: Good 4, Weather: Fine, Rail Position: 1.5 metre Entire

Section	Overall	1600m	1400m	1200m	1000m	800m	600m	400m	200m				
Section Times	2:03.18 [7] (0:22.34)	1:40.84 [3] (0:11.30)	1:29.54 [4] (0:11.41)	1:18.13 [2] (0:12.13)	1:06.00 [2] (0:12.74)	0:53.26 [2] (0:13.06)	0:40.20 [2] (0:13.20)	0:27.00 [3] (0:13.28)	0:13.72 [6] (0:13.72)				
Average Speed [km/h]	47.0	65.1	64.5	59.6	56.7	55.4	54.6	53.9	52.6				
Top Speed [km/h]	65.6	66.4	66.5	62.5	58.3	56.3	55.5	54.5	53.9				
Avg. Dist. to Rail [m]	6.2	4.8	4.3	3.6	2.0	0.9	0.3	0.7	0.5				
Avg. Stride Freq. [Hz]	2.3	2.3	2.4	2.3	2.3	2.3	2.3	2.3	2.2				
Avg. Stride Length [m]	5.8	7.7	7.6	7.3	6.9	6.8	6.6	6.5	6.5				





Horse/Jockey Name	Whatadilemma
Final Rank	8
Fastest Section Time (Section)	0:11.27 (1600m)
Top Speed [km/h] (Section)	64.7 (1600m)
Race State	Finished



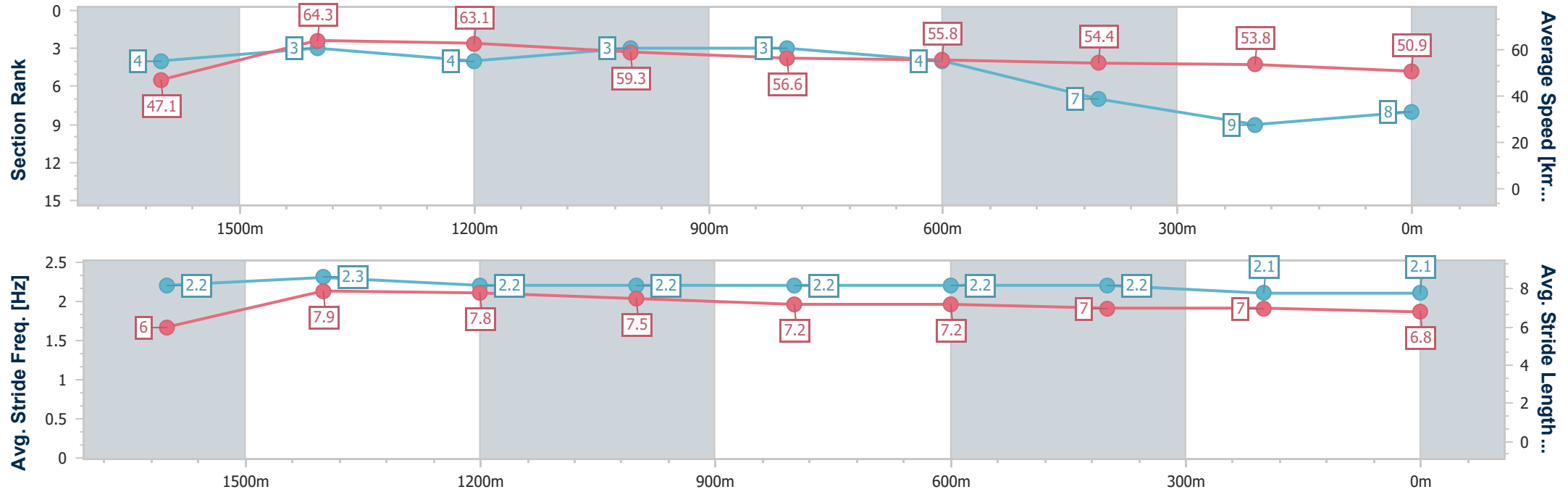
ToowoombaProfessional
Race 7: LAWRENCE & HANSON BENCHMARK 58 Handicap -
1890m



14 June 2025 - 16:07

Track Rating: Good 4, Weather: Fine, Rail Position: 1.5 metre Entire

Section	Overall	1600m	1400m	1200m	1000m	800m	600m	400m	200m				
Section Times	2:04.03 [8] (0:22.36)	1:41.67 [4] (0:11.27)	1:30.40 [3] (0:11.58)	1:18.82 [4] (0:12.20)	1:06.62 [3] (0:12.85)	0:53.77 [3] (0:12.98)	0:40.79 [4] (0:13.29)	0:27.50 [7] (0:13.40)	0:14.10 [9] (0:14.10)				
Average Speed [km/h]	47.1	64.3	63.1	59.3	56.6	55.8	54.4	53.8	50.9				
Top Speed [km/h]	64.3	64.7	64.6	60.2	58.0	57.2	56.3	54.6	53.1				
Avg. Dist. to Rail [m]	6.4	2.3	2.3	3.9	3.2	2.5	1.0	0.7	2.8				
Avg. Stride Freq. [Hz]	2.2	2.3	2.2	2.2	2.2	2.2	2.2	2.1	2.1				
Avg. Stride Length [m]	6.0	7.9	7.8	7.5	7.2	7.2	7.0	7.0	6.8				





Horse/Jockey Name	Swiper
Final Rank	9
Fastest Section Time (Section)	0:11.36 (1600m)
Top Speed [km/h] (Section)	65.6 (1600m)
Race State	Finished



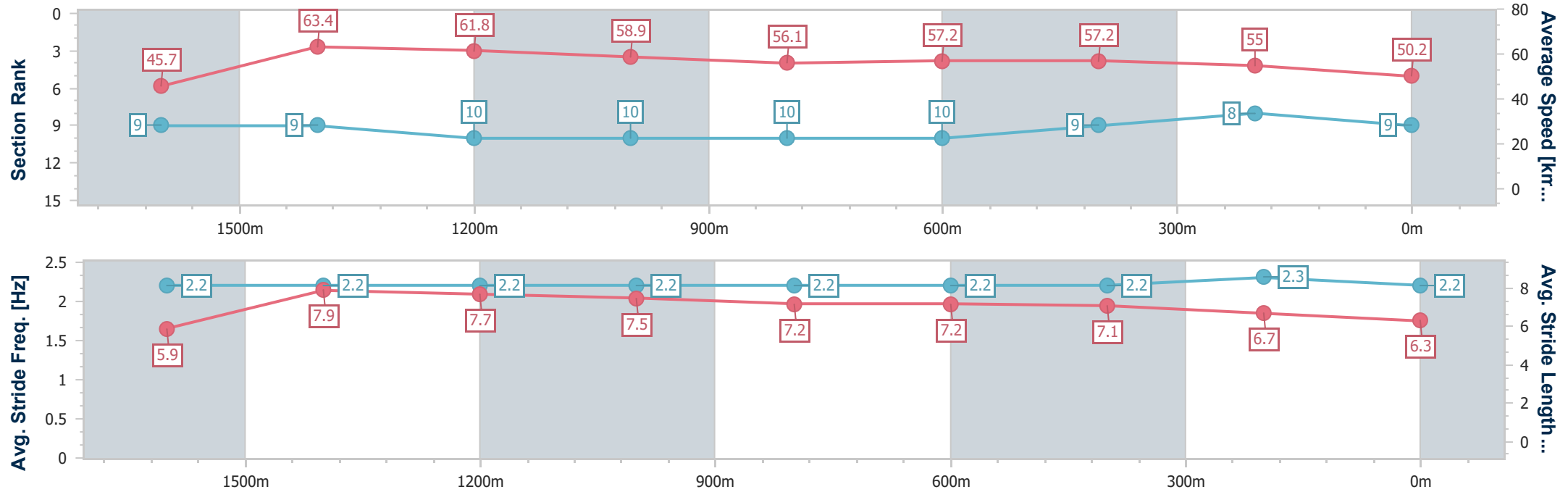
ToowoombaProfessional
Race 7: LAWRENCE & HANSON BENCHMARK 58 Handicap -
1890m



14 June 2025 - 16:07

Track Rating: Good 4, Weather: Fine, Rail Position: 1.5 metre Entire

Section	Overall	1600m	1400m	1200m	1000m	800m	600m	400m	200m				
Section Times	2:04.09 [9] (0:22.72)	1:41.37 [9] (0:11.36)	1:30.01 [9] (0:11.82)	1:18.19 [10] (0:12.28)	1:05.91 [10] (0:12.90)	0:53.01 [10] (0:12.66)	0:40.35 [10] (0:12.82)	0:27.53 [9] (0:13.19)	0:14.34 [8] (0:14.34)				
Average Speed [km/h]	45.7	63.4	61.8	58.9	56.1	57.2	57.2	55.0	50.2				
Top Speed [km/h]	64.0	65.6	65.0	59.9	59.1	58.9	58.4	56.5	52.9				
Avg. Dist. to Rail [m]	4.9	0.8	2.3	2.8	2.0	2.2	3.1	3.4	6.5				
Avg. Stride Freq. [Hz]	2.2	2.2	2.2	2.2	2.2	2.2	2.2	2.3	2.2				
Avg. Stride Length [m]	5.9	7.9	7.7	7.5	7.2	7.2	7.1	6.7	6.3				





Horse/Jockey Name	Tavieslass
Final Rank	10
Fastest Section Time (Section)	0:11.39 (1600m)
Top Speed [km/h] (Section)	64.9 (1600m)
Race State	Finished



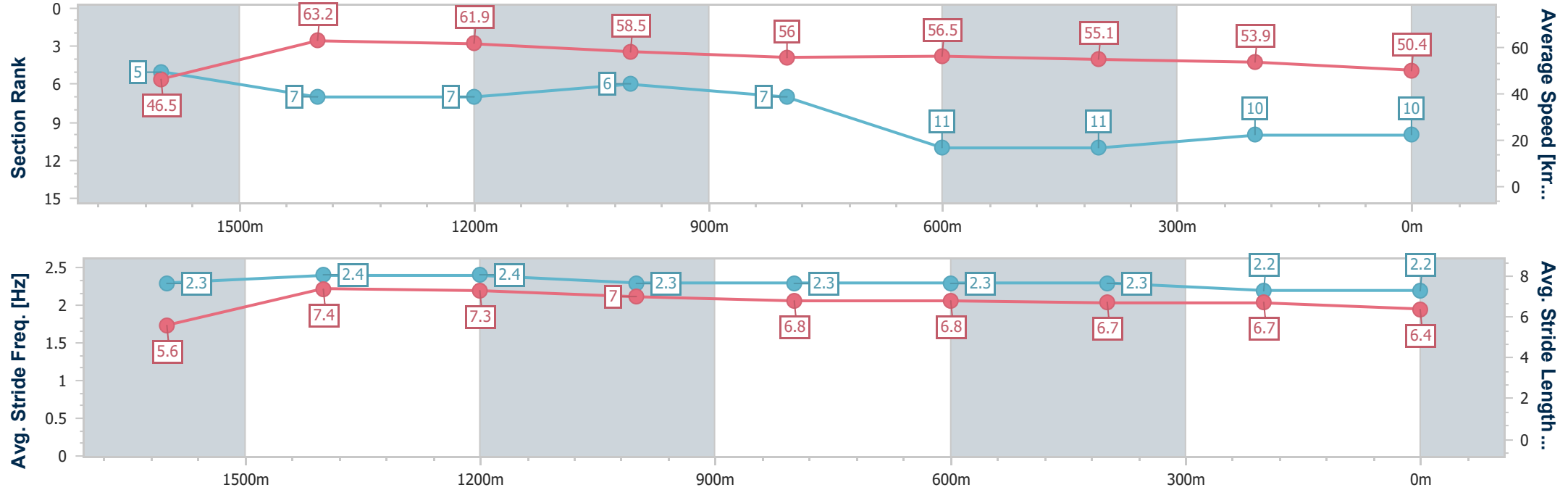
ToowoombaProfessional
Race 7: LAWRENCE & HANSON BENCHMARK 58 Handicap -
1890m



14 June 2025 - 16:07

Track Rating: Good 4, Weather: Fine, Rail Position: 1.5 metre Entire

Section	Overall	1600m	1400m	1200m	1000m	800m	600m	400m	200m				
Section Times	2:04.38 [10] (0:22.41)	1:41.97 [5] (0:11.39)	1:30.58 [7] (0:11.74)	1:18.84 [7] (0:12.32)	1:06.52 [6] (0:13.04)	0:53.48 [7] (0:12.85)	0:40.63 [11] (0:13.02)	0:27.61 [11] (0:13.35)	0:14.26 [10] (0:14.26)				
Average Speed [km/h]	46.5	63.2	61.9	58.5	56.0	56.5	55.1	53.9	50.4				
Top Speed [km/h]	63.3	64.9	63.8	60.3	56.6	57.4	57.8	54.6	54.0				
Avg. Dist. to Rail [m]	4.4	0.2	1.1	4.1	3.8	2.1	0.9	1.4	3.1				
Avg. Stride Freq. [Hz]	2.3	2.4	2.4	2.3	2.3	2.3	2.3	2.2	2.2				
Avg. Stride Length [m]	5.6	7.4	7.3	7.0	6.8	6.8	6.7	6.7	6.4				



[] Ranking at each section and finish
- - - - - No data available at this section
NA No data available



Horse/Jockey Name	Martini Dancer
Final Rank	11
Fastest Section Time (Section)	0:11.30 (1600m)
Top Speed [km/h] (Section)	64.8 (Overall)
Race State	Finished



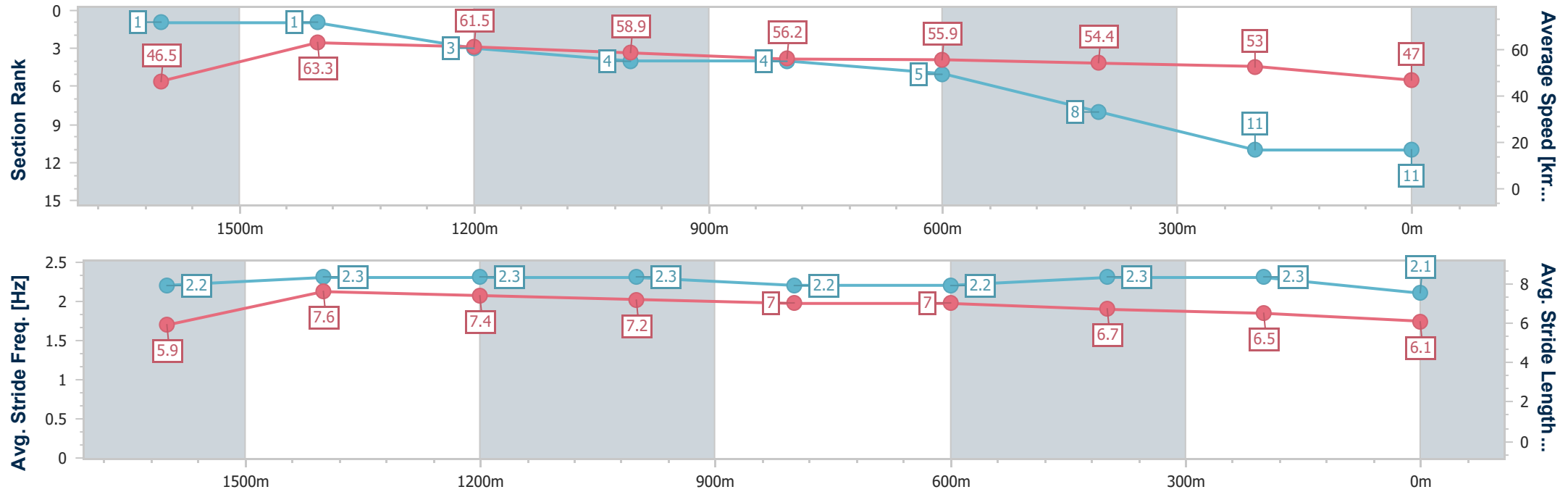
ToowoombaProfessional
Race 7: LAWRENCE & HANSON BENCHMARK 58 Handicap - 1890m



14 June 2025 - 16:07

Track Rating: Good 4, Weather: Fine, Rail Position: 1.5 metre Entire

Section	Overall	1600m	1400m	1200m	1000m	800m	600m	400m	200m				
Section Times	2:05.44 [11] (0:22.01)	1:43.43 [1] (0:11.30)	1:32.13 [1] (0:11.86)	1:20.27 [3] (0:12.25)	1:08.02 [4] (0:12.95)	0:55.07 [4] (0:12.92)	0:42.15 [5] (0:13.27)	0:28.88 [8] (0:13.59)	0:15.29 [11] (0:15.29)				
Average Speed [km/h]	46.5	63.3	61.5	58.9	56.2	55.9	54.4	53.0	47.0				
Top Speed [km/h]	64.8	64.7	63.3	61.8	56.7	56.4	55.7	53.4	52.0				
Avg. Dist. to Rail [m]	8.1	0.8	1.8	3.2	2.7	1.4	0.6	0.2	0.9				
Avg. Stride Freq. [Hz]	2.2	2.3	2.3	2.3	2.2	2.2	2.3	2.3	2.1				
Avg. Stride Length [m]	5.9	7.6	7.4	7.2	7.0	7.0	6.7	6.5	6.1				





Horse/Jockey Name	On The Tightrope
Final Rank	12
Fastest Section Time (Section)	0:10.10 (1400m)
Top Speed [km/h] (Section)	70.4 (1400m)
Race State	Finished



ToowoombaProfessional
Race 7: LAWRENCE & HANSON BENCHMARK 58 Handicap -
1890m



14 June 2025 - 16:07

Track Rating: Good 4, Weather: Fine, Rail Position: 1.5 metre Entire

Section	Overall	1600m	1400m	1200m	1000m	800m	600m	400m	200m				
Section Times	2:09.91 [12] (0:23.59)	1:46.32 [12] (0:10.92)	1:35.40 [12] (0:10.10)	1:25.30 [1] (0:11.97)	1:13.33 [1] (0:12.84)	1:00.49 [1] (0:13.03)	0:47.46 [1] (0:15.74)	0:31.72 [12] (0:15.36)	0:16.36 [12] (0:16.36)				
Average Speed [km/h]	45.9	66.3	67.3	59.8	55.9	58.0	51.3	49.7	44.0				
Top Speed [km/h]	69.7	70.2	70.4	63.3	60.0	62.0	60.0	60.1	46.0				
Avg. Dist. to Rail [m]	13.7	3.3	9.0	3.3	3.7	12.7	22.1	10.8	6.4				
Avg. Stride Freq. [Hz]	2.2	2.2	2.2	2.2	2.2	2.1	2.1	2.0	2.0				
Avg. Stride Length [m]	5.7	7.9	8.1	7.5	6.7	7.0	6.3	6.6	6.2				

