



Rockhampton Professional
Race 1: 2 WEEKS TILL ROCKY CUP CARNIVAL Maiden Handicap -
1200m
20 June 2025 - 12:19



Track Rating: Soft 5, Weather: Fine, Rail Position: +0.5m Entire

Section						Overall	1000m	800m	600m	400m	200m	Last 600m		
Field Times						1:11.22 (0:13.09)	0:58.13 (0:11.55)	0:46.58 (0:12.61)	0:33.97 (0:11.64)	0:22.33 (0:11.01)	0:11.32 (0:11.32)	0:33.97		
Rank	TAB	Horse/Jockey	Barrier	Top Speed [km/h]	Fastest Section							Margin	Distance Travelled [m]	
1	13	SCRUFFY	13	68.0	0:10.71	1:11.22 [1]	0:57.71 [7]	0:46.02 [6]	0:33.56 [6]	0:22.03 [7]	0:11.32 [1]	1:11.22	0:33.56	
		Kelsey Lenton		400m	400m	(0:13.51)	(0:11.69)	(0:12.46)	(0:11.53)	(0:10.71)	(0:11.32)			
2	7	RUM RUMBLE	7	65.8	0:11.02	1:11.43 [2]	0:58.22 [3]	0:46.39 [4]	0:33.87 [5]	0:22.37 [3]	0:11.35 [3]	1.25L	0:33.87	-3
		Ryan Wiggins		400m	400m	(0:13.21)	(0:11.83)	(0:12.52)	(0:11.50)	(0:11.02)	(0:11.35)			
3	8	DAWN EMBERS	8	66.3	0:11.03	1:11.52 [3]	0:58.43 [1]	0:46.77 [2]	0:34.09 [3]	0:22.52 [2]	0:11.49 [2]	1.5L	0:34.09	-3
		Warwick Satherley		1000m	400m	(0:13.09)	(0:11.66)	(0:12.68)	(0:11.57)	(0:11.03)	(0:11.49)			
4	3	VILLANDRY	6	66.7	0:10.90	1:11.94 [4]	0:57.74 [12]	0:45.96 [13]	0:33.46 [13]	0:22.20 [13]	0:11.30 [10]	4L	0:33.46	-5
		Hannah Richardson		400m	400m	(0:14.20)	(0:11.78)	(0:12.50)	(0:11.26)	(0:10.90)	(0:11.30)			
5	11	WARHOL	5	66.7	0:11.09	1:12.08 [5]	0:58.15 [10]	0:46.56 [10]	0:34.32 [7]	0:22.97 [6]	0:11.88 [4]	5L	0:34.32	+2
		Ashley Butler		400m	400m	(0:13.93)	(0:11.59)	(0:12.24)	(0:11.35)	(0:11.09)	(0:11.88)			
6	14	SCOTTVILLE SCOOTER	10	66.1	0:11.12	1:12.11 [6]	0:58.43 [8]	0:46.71 [8]	0:34.33 [8]	0:22.70 [8]	0:11.58 [8]	5.4L	0:34.33	-5
		Georgina Cartwright		600m	400m	(0:13.68)	(0:11.72)	(0:12.38)	(0:11.63)	(0:11.12)	(0:11.58)			
7	5	LONHANOVA	9	65.7	0:11.02	1:12.29 [7]	0:58.07 [13]	0:46.37 [12]	0:34.22 [11]	0:22.80 [9]	0:11.78 [7]	6.15L	0:34.22	-1
		Leah Martyn		400m	400m	(0:14.22)	(0:11.70)	(0:12.15)	(0:11.42)	(0:11.02)	(0:11.78)			
8	9	SARDINIA	2	66.6	0:11.07	1:12.37 [8]	0:58.96 [6]	0:47.12 [7]	0:34.41 [10]	0:22.81 [10]	0:11.74 [9]	6.65L	0:34.41	-2
		Nikki Olzard		400m	400m	(0:13.41)	(0:11.84)	(0:12.71)	(0:11.60)	(0:11.07)	(0:11.74)			
9	1	CRAIGLEA OREO	11	65.6	0:11.26	1:12.44 [9]	0:59.04 [5]	0:47.39 [5]	0:34.90 [4]	0:23.38 [4]	0:12.12 [6]	7.05L	0:34.90	+0
		Olivia Kendal		400m	400m	(0:13.40)	(0:11.65)	(0:12.49)	(0:11.52)	(0:11.26)	(0:12.12)			
10	12	MISS ELOTAN	4	65.6	0:11.34	1:12.61 [10]	0:59.48 [2]	0:47.97 [1]	0:35.36 [1]	0:23.72 [1]	0:12.38 [5]	8.05L	0:35.36	-7
		Tasha Chambers		Overall	400m	(0:13.13)	(0:11.51)	(0:12.61)	(0:11.64)	(0:11.34)	(0:12.38)			

Scratched: Jiculsar Sizzle (#2)

Report Created: Fri 20 June 2025 17:21 GMT+10 (Note: Timing is based on position data)

Page 1/15

[] Ranking at each section and finish
-:-:- No data available at this section
NA No data available

SCN Saddle cloth number
DNF Did not finish
DNT Did not track

data processed by  TRIPLESDATA



Rockhampton Professional
Race 1: 2 WEEKS TILL ROCKY CUP CARNIVAL Maiden Handicap -
1200m
20 June 2025 - 12:19



Track Rating: Soft 5, Weather: Fine, Rail Position: +0.5m Entire

Section						Overall	1000m	800m	600m	400m	200m	Last 600m		
Field Times						1:11.22 (0:13.09)	0:58.13 (0:11.55)	0:46.58 (0:12.61)	0:33.97 (0:11.64)	0:22.33 (0:11.01)	0:11.32 (0:11.32)	0:33.97		
Rank	TAB	Horse/Jockey	Barrier	Top Speed [km/h]	Fastest Section							Margin	Distance Travelled [m]	
11	4	JOYOUS STEPS	12	66.4	0:11.13	1:12.86 [11]	0:58.92 [11]	0:47.09 [11]	0:34.76 [12]	0:23.26 [12]	0:12.13 [11]	9.55L	0:34.76	+0
		Adam Sewell		600m	400m	(0:13.94)	(0:11.83)	(0:12.33)	(0:11.50)	(0:11.13)	(0:12.13)			
12	10	TRIPLE JAB	3	64.4	0:11.31	1:12.96 [12]	0:59.19 [9]	0:47.49 [9]	0:35.04 [9]	0:23.38 [11]	0:12.07 [12]	10.8L	0:35.04	-6
		Raul Silvera Olivera		600m	400m	(0:13.77)	(0:11.70)	(0:12.45)	(0:11.66)	(0:11.31)	(0:12.07)			
13	6	I'M NUMBER ONE	1	65.9	0:11.56	1:13.30 [13]	0:59.97 [4]	0:48.41 [3]	0:35.98 [2]	0:24.23 [5]	0:12.40 [13]	12.8L	0:35.98	-5
		Brooke Johnson		Overall	1000m	(0:13.33)	(0:11.56)	(0:12.43)	(0:11.75)	(0:11.83)	(0:12.40)			

Scratched: Jiculsar Sizzle (#2)



Horse/Jockey Name	Scruffy
Final Rank	1
Fastest Section Time (Section)	0:10.71 (400m)
Top Speed [km/h] (Section)	68.0 (400m)
Race State	Finished

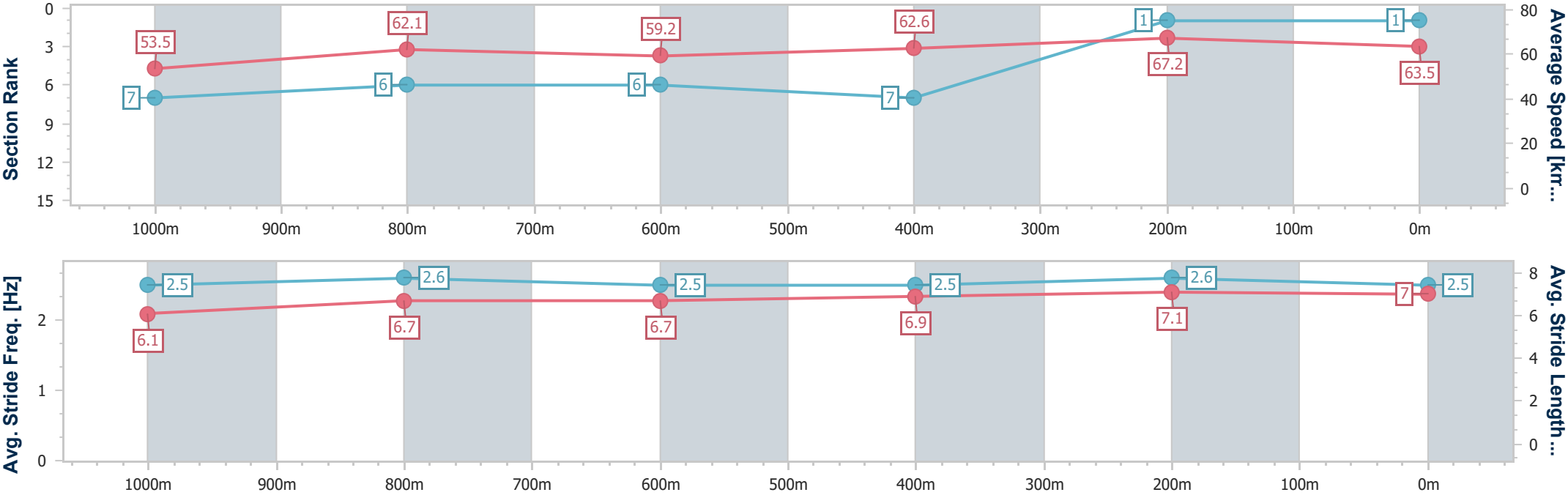


RockhamptonProfessional
Race 1: 2 WEEKS TILL ROCKY CUP CARNIVAL Maiden
Handicap - 1200m
20 June 2025 - 12:19



Track Rating: Soft 5, Weather: Fine, Rail Position: +0.5m Entire

Section	Overall	1000m	800m	600m	400m	200m							
Section Times	1:11.22 [1] (0:13.51)	0:57.71 [7] (0:11.69)	0:46.02 [6] (0:12.46)	0:33.56 [6] (0:11.53)	0:22.03 [7] (0:10.71)	0:11.32 [1] (0:11.32)							
Average Speed [km/h]	53.5	62.1	59.2	62.6	67.2	63.5							
Top Speed [km/h]	65.1	64.8	60.7	66.5	68.0	66.5							
Avg. Dist. to Rail [m]	9.0	1.3	3.0	4.6	7.5	8.5							
Avg. Stride Freq. [Hz]	2.5	2.6	2.5	2.5	2.6	2.5							
Avg. Stride Length [m]	6.1	6.7	6.7	6.9	7.1	7.0							





Horse/Jockey Name	Rum Rumble
Final Rank	2
Fastest Section Time (Section)	0:11.02 (400m)
Top Speed [km/h] (Section)	65.8 (400m)
Race State	Finished

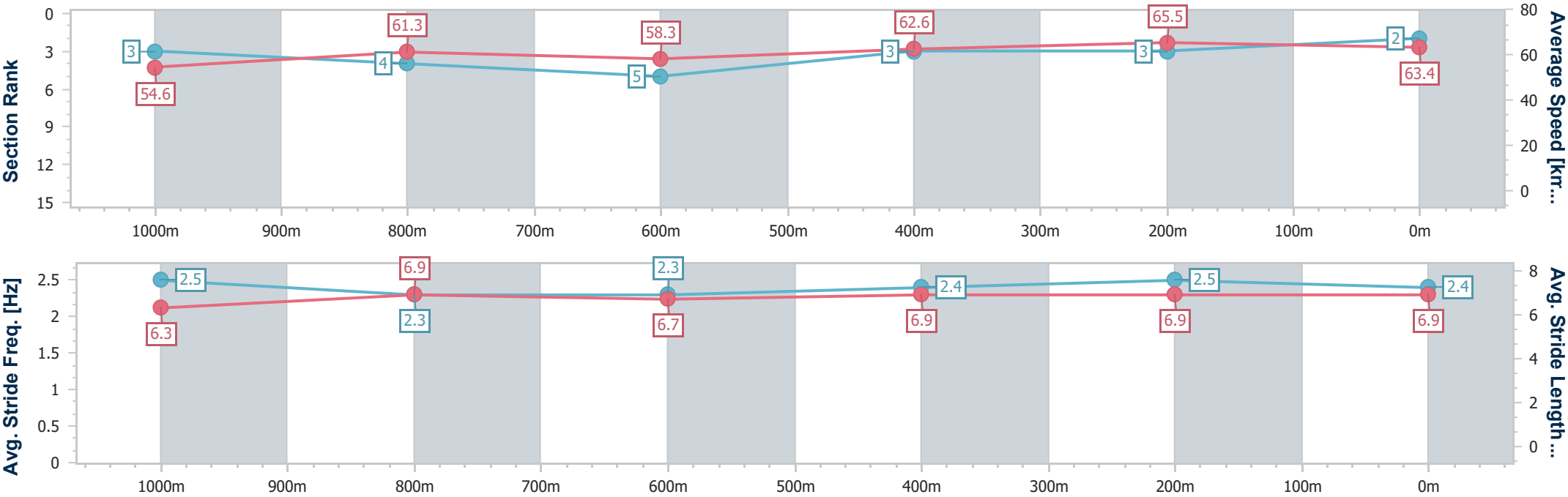


RockhamptonProfessional
Race 1: 2 WEEKS TILL ROCKY CUP CARNIVAL Maiden
Handicap - 1200m
20 June 2025 - 12:19



Track Rating: Soft 5, Weather: Fine, Rail Position: +0.5m Entire

Section	Overall	1000m	800m	600m	400m	200m							
Section Times	1:11.43 [2] (0:13.21)	0:58.22 [3] (0:11.83)	0:46.39 [4] (0:12.52)	0:33.87 [5] (0:11.50)	0:22.37 [3] (0:11.02)	0:11.35 [3] (0:11.35)							
Average Speed [km/h]	54.6	61.3	58.3	62.6	65.5	63.4							
Top Speed [km/h]	64.8	64.5	59.2	65.1	65.8	65.7							
Avg. Dist. to Rail [m]	5.6	1.0	1.7	2.4	3.4	4.3							
Avg. Stride Freq. [Hz]	2.5	2.3	2.3	2.4	2.5	2.4							
Avg. Stride Length [m]	6.3	6.9	6.7	6.9	6.9	6.9							





Horse/Jockey Name	Dawn Embers
Final Rank	3
Fastest Section Time (Section)	0:11.03 (400m)
Top Speed [km/h] (Section)	66.3 (1000m)
Race State	Finished

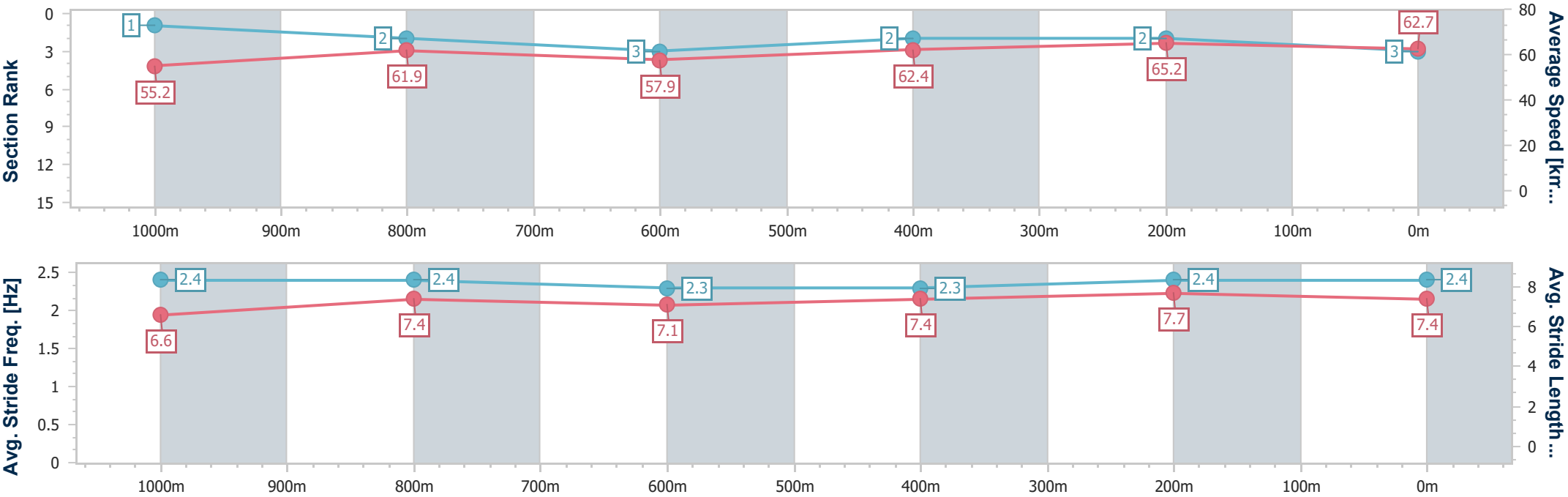


RockhamptonProfessional
Race 1: 2 WEEKS TILL ROCKY CUP CARNIVAL Maiden
Handicap - 1200m
20 June 2025 - 12:19



Track Rating: Soft 5, Weather: Fine, Rail Position: +0.5m Entire

Section	Overall	1000m	800m	600m	400m	200m							
Section Times	1:11.52 [3] (0:13.09)	0:58.43 [1] (0:11.66)	0:46.77 [2] (0:12.68)	0:34.09 [3] (0:11.57)	0:22.52 [2] (0:11.03)	0:11.49 [2] (0:11.49)							
Average Speed [km/h]	55.2	61.9	57.9	62.4	65.2	62.7							
Top Speed [km/h]	65.7	66.3	59.3	65.6	66.2	65.5							
Avg. Dist. to Rail [m]	6.5	0.5	2.5	3.1	3.6	3.4							
Avg. Stride Freq. [Hz]	2.4	2.4	2.3	2.3	2.4	2.4							
Avg. Stride Length [m]	6.6	7.4	7.1	7.4	7.7	7.4							





Horse/Jockey Name	Villandry
Final Rank	4
Fastest Section Time (Section)	0:10.90 (400m)
Top Speed [km/h] (Section)	66.7 (400m)
Race State	Finished

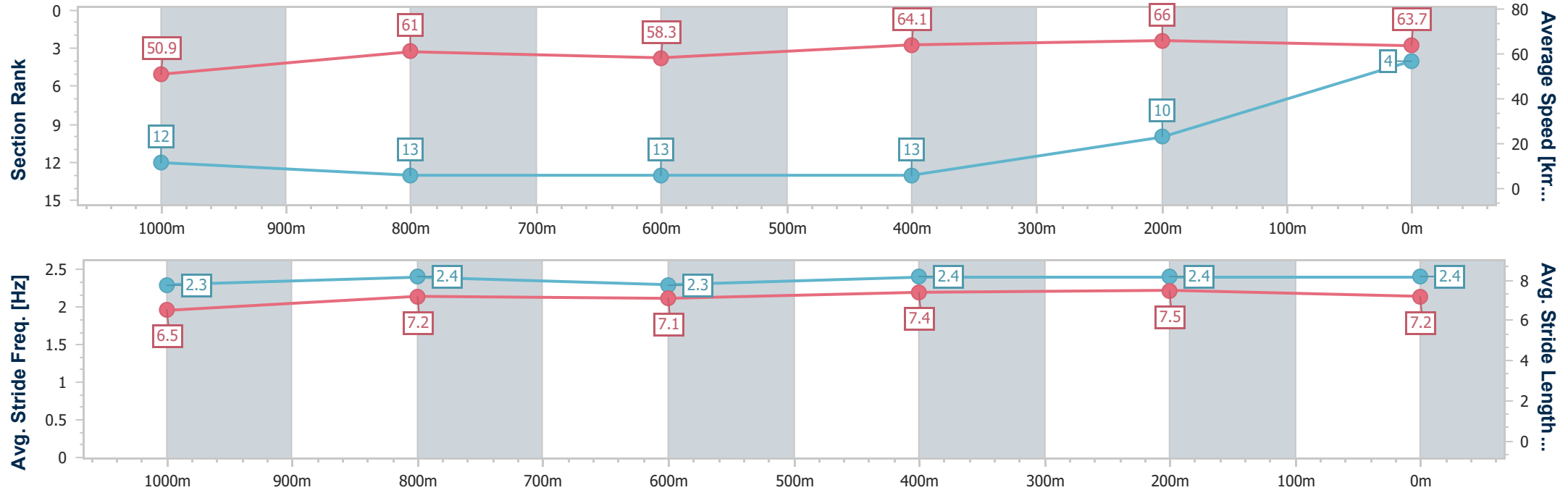


RockhamptonProfessional
Race 1: 2 WEEKS TILL ROCKY CUP CARNIVAL Maiden
Handicap - 1200m
20 June 2025 - 12:19



Track Rating: Soft 5, Weather: Fine, Rail Position: +0.5m Entire

Section	Overall	1000m	800m	600m	400m	200m							
Section Times	1:11.94 [4] (0:14.20)	0:57.74 [12] (0:11.78)	0:45.96 [13] (0:12.50)	0:33.46 [13] (0:11.26)	0:22.20 [13] (0:10.90)	0:11.30 [10] (0:11.30)							
Average Speed [km/h]	50.9	61.0	58.3	64.1	66.0	63.7							
Top Speed [km/h]	62.8	62.9	60.1	66.3	66.7	65.7							
Avg. Dist. to Rail [m]	5.9	0.6	1.3	5.1	9.0	9.9							
Avg. Stride Freq. [Hz]	2.3	2.4	2.3	2.4	2.4	2.4							
Avg. Stride Length [m]	6.5	7.2	7.1	7.4	7.5	7.2							





Horse/Jockey Name	Warhol
Final Rank	5
Fastest Section Time (Section)	0:11.09 (400m)
Top Speed [km/h] (Section)	66.7 (400m)
Race State	Finished

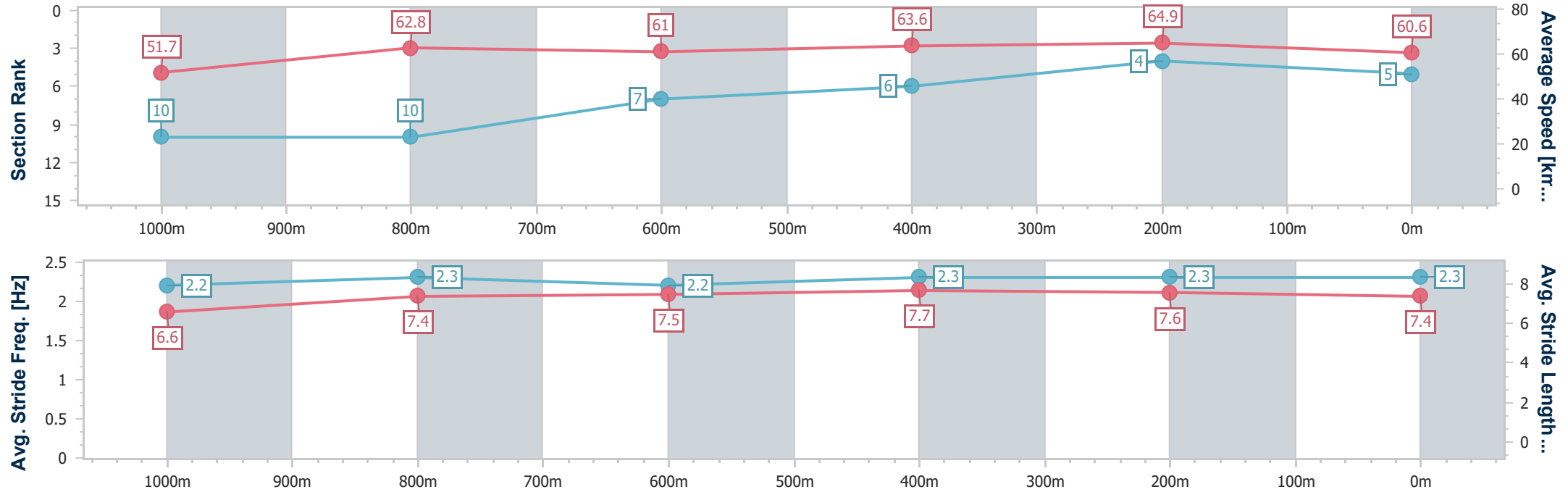


RockhamptonProfessional
Race 1: 2 WEEKS TILL ROCKY CUP CARNIVAL Maiden
Handicap - 1200m
20 June 2025 - 12:19



Track Rating: Soft 5, Weather: Fine, Rail Position: +0.5m Entire

Section	Overall	1000m	800m	600m	400m	200m							
Section Times	1:12.08 [5] (0:13.93)	0:58.15 [10] (0:11.59)	0:46.56 [10] (0:12.24)	0:34.32 [7] (0:11.35)	0:22.97 [6] (0:11.09)	0:11.88 [4] (0:11.88)							
Average Speed [km/h]	51.7	62.8	61.0	63.6	64.9	60.6							
Top Speed [km/h]	62.1	64.2	61.9	66.0	66.7	62.7							
Avg. Dist. to Rail [m]	4.9	1.5	4.4	5.3	5.5	5.9							
Avg. Stride Freq. [Hz]	2.2	2.3	2.2	2.3	2.3	2.3							
Avg. Stride Length [m]	6.6	7.4	7.5	7.7	7.6	7.4							





Horse/Jockey Name	Scottville Scooter
Final Rank	6
Fastest Section Time (Section)	0:11.12 (400m)
Top Speed [km/h] (Section)	66.1 (600m)
Race State	Finished

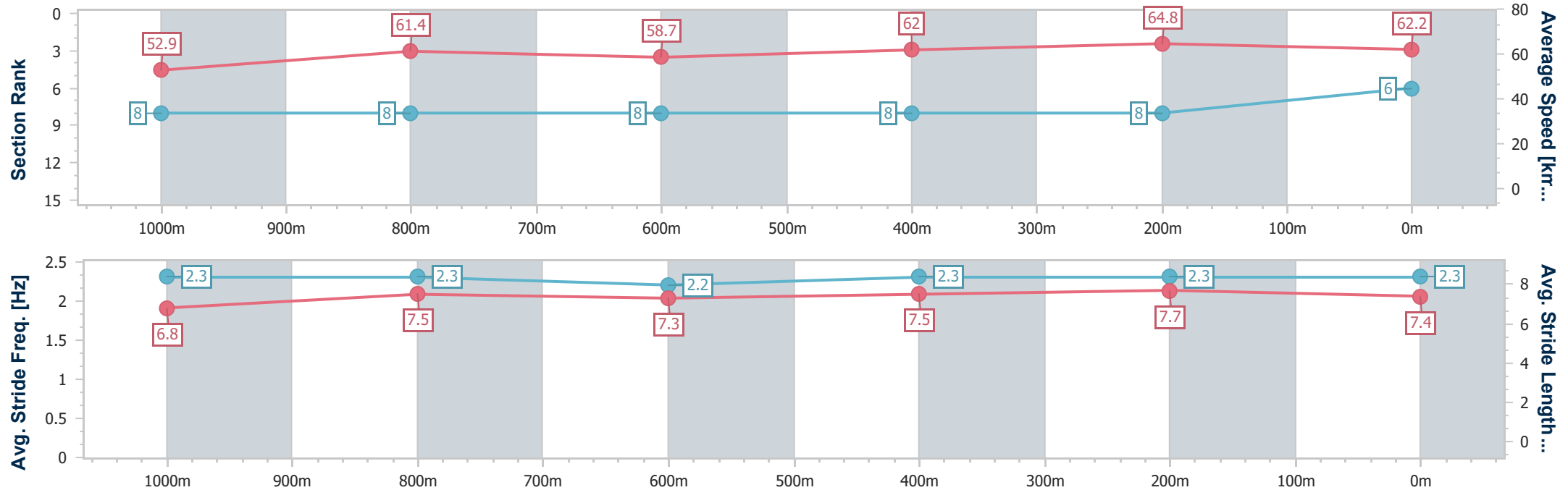


RockhamptonProfessional
Race 1: 2 WEEKS TILL ROCKY CUP CARNIVAL Maiden
Handicap - 1200m
20 June 2025 - 12:19



Track Rating: Soft 5, Weather: Fine, Rail Position: +0.5m Entire

Section	Overall	1000m	800m	600m	400m	200m								
Section Times	1:12.11 [6] (0:13.68)	0:58.43 [8] (0:11.72)	0:46.71 [8] (0:12.38)	0:34.33 [8] (0:11.63)	0:22.70 [8] (0:11.12)	0:11.58 [8] (0:11.58)								
Average Speed [km/h]	52.9	61.4	58.7	62.0	64.8	62.2								
Top Speed [km/h]	63.7	64.0	60.0	66.1	65.7	64.4								
Avg. Dist. to Rail [m]	6.0	0.3	1.3	2.8	3.8	3.2								
Avg. Stride Freq. [Hz]	2.3	2.3	2.2	2.3	2.3	2.3								
Avg. Stride Length [m]	6.8	7.5	7.3	7.5	7.7	7.4								





Horse/Jockey Name	Lonhanova
Final Rank	7
Fastest Section Time (Section)	0:11.02 (400m)
Top Speed [km/h] (Section)	65.7 (400m)
Race State	Finished

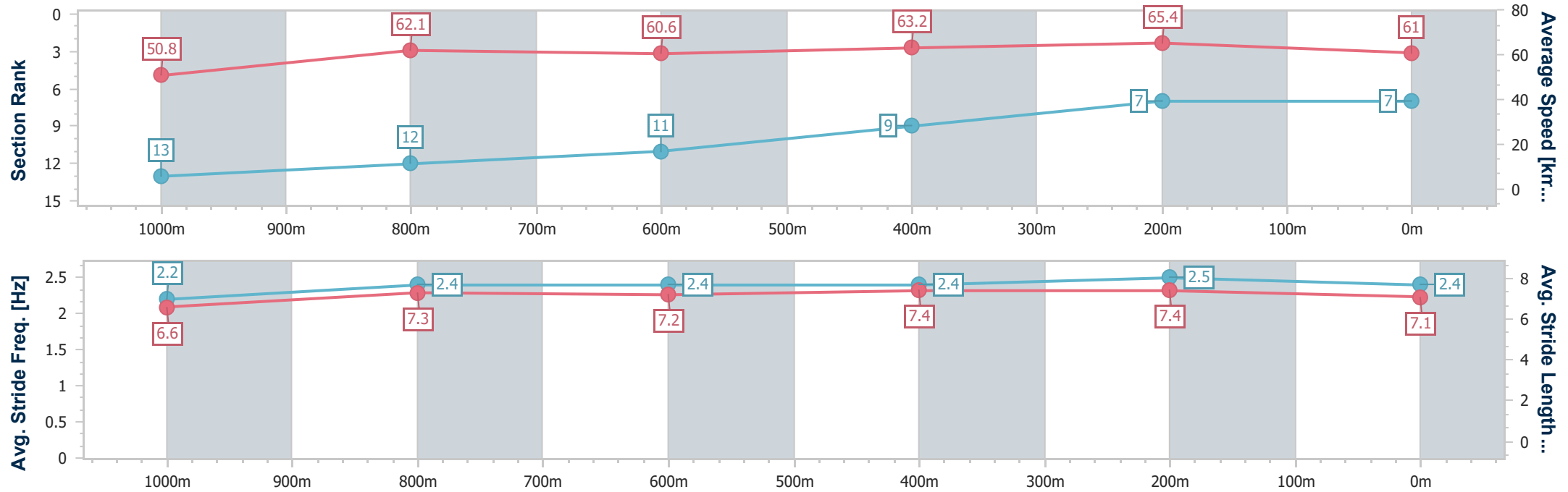


RockhamptonProfessional
Race 1: 2 WEEKS TILL ROCKY CUP CARNIVAL Maiden
Handicap - 1200m
20 June 2025 - 12:19



Track Rating: Soft 5, Weather: Fine, Rail Position: +0.5m Entire

Section	Overall	1000m	800m	600m	400m	200m							
Section Times	1:12.29 [7] (0:14.22)	0:58.07 [13] (0:11.70)	0:46.37 [12] (0:12.15)	0:34.22 [11] (0:11.42)	0:22.80 [9] (0:11.02)	0:11.78 [7] (0:11.78)							
Average Speed [km/h]	50.8	62.1	60.6	63.2	65.4	61.0							
Top Speed [km/h]	64.4	64.5	63.1	65.2	65.7	64.8							
Avg. Dist. to Rail [m]	6.2	1.4	2.8	4.9	7.9	7.8							
Avg. Stride Freq. [Hz]	2.2	2.4	2.4	2.4	2.5	2.4							
Avg. Stride Length [m]	6.6	7.3	7.2	7.4	7.4	7.1							





Horse/Jockey Name	Sardinia
Final Rank	8
Fastest Section Time (Section)	0:11.07 (400m)
Top Speed [km/h] (Section)	66.6 (400m)
Race State	Finished

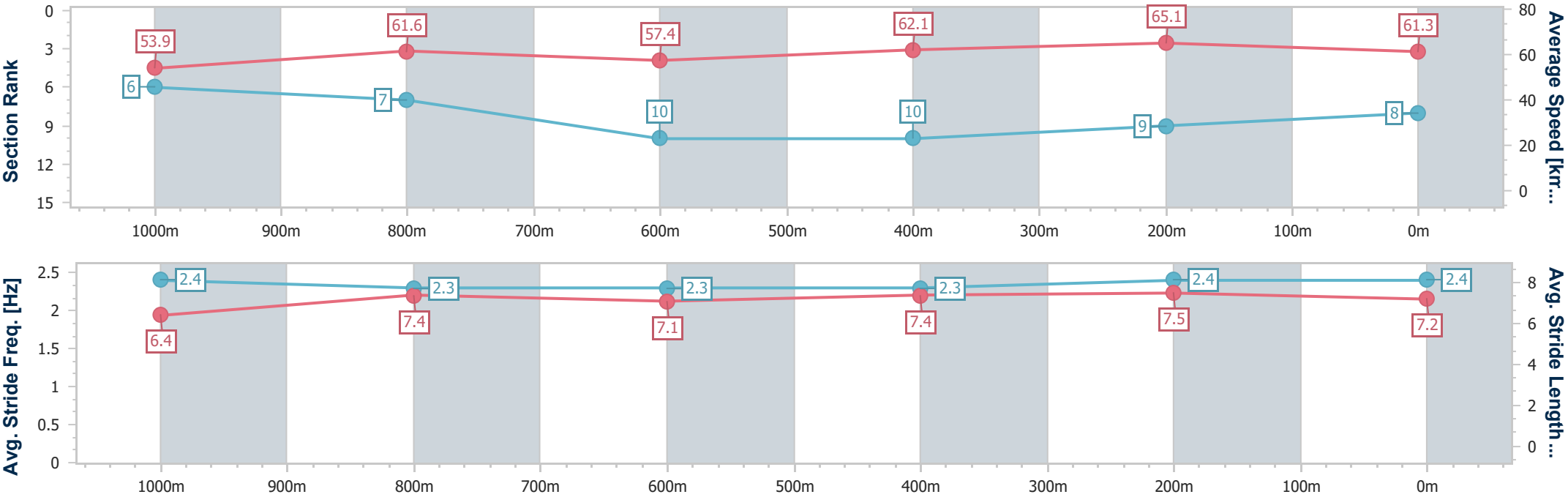


RockhamptonProfessional
Race 1: 2 WEEKS TILL ROCKY CUP CARNIVAL Maiden
Handicap - 1200m
20 June 2025 - 12:19



Track Rating: Soft 5, Weather: Fine, Rail Position: +0.5m Entire

Section	Overall	1000m	800m	600m	400m	200m							
Section Times	1:12.37 [8] (0:13.41)	0:58.96 [6] (0:11.84)	0:47.12 [7] (0:12.71)	0:34.41 [10] (0:11.60)	0:22.81 [10] (0:11.07)	0:11.74 [9] (0:11.74)							
Average Speed [km/h]	53.9	61.6	57.4	62.1	65.1	61.3							
Top Speed [km/h]	63.8	64.4	58.6	66.5	66.6	63.6							
Avg. Dist. to Rail [m]	5.2	2.6	1.6	2.2	3.2	4.4							
Avg. Stride Freq. [Hz]	2.4	2.3	2.3	2.3	2.4	2.4							
Avg. Stride Length [m]	6.4	7.4	7.1	7.4	7.5	7.2							





Horse/Jockey Name	Craiglea Oreo
Final Rank	9
Fastest Section Time (Section)	0:11.26 (400m)
Top Speed [km/h] (Section)	65.6 (400m)
Race State	Finished

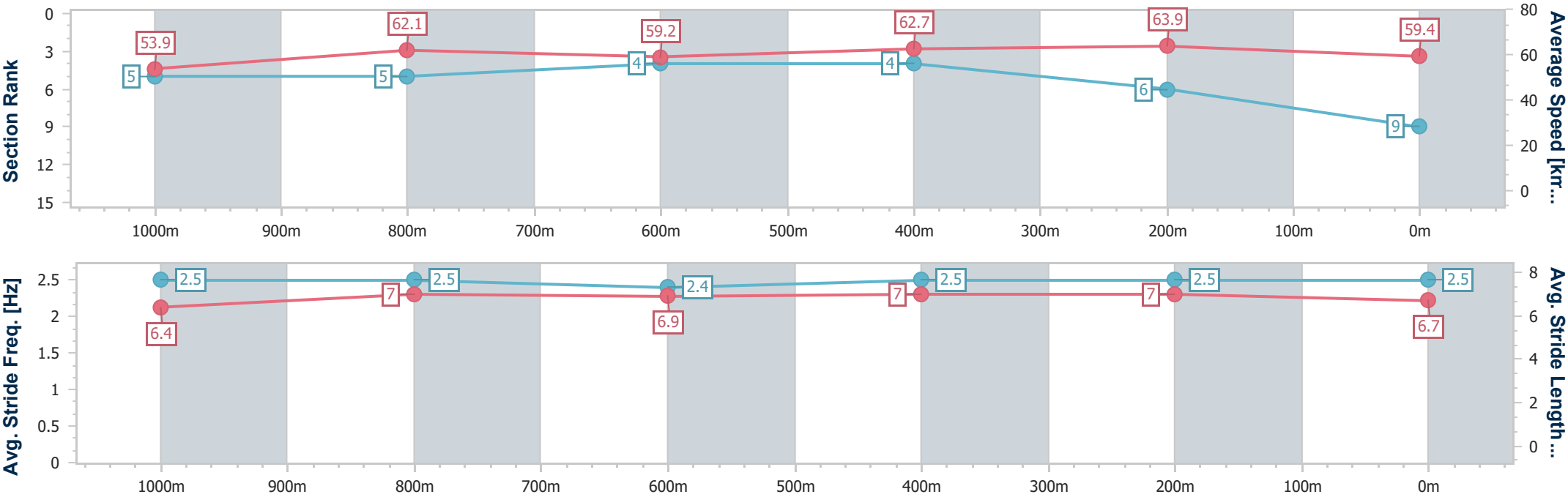


RockhamptonProfessional
Race 1: 2 WEEKS TILL ROCKY CUP CARNIVAL Maiden
Handicap - 1200m
20 June 2025 - 12:19



Track Rating: Soft 5, Weather: Fine, Rail Position: +0.5m Entire

Section	Overall	1000m	800m	600m	400m	200m							
Section Times	1:12.44 [9] (0:13.40)	0:59.04 [5] (0:11.65)	0:47.39 [5] (0:12.49)	0:34.90 [4] (0:11.52)	0:23.38 [4] (0:11.26)	0:12.12 [6] (0:12.12)							
Average Speed [km/h]	53.9	62.1	59.2	62.7	63.9	59.4							
Top Speed [km/h]	64.9	65.1	61.4	64.6	65.6	62.2							
Avg. Dist. to Rail [m]	7.9	0.9	3.2	4.9	5.0	4.5							
Avg. Stride Freq. [Hz]	2.5	2.5	2.4	2.5	2.5	2.5							
Avg. Stride Length [m]	6.4	7.0	6.9	7.0	7.0	6.7							





Horse/Jockey Name	Miss Elotan
Final Rank	10
Fastest Section Time (Section)	0:11.34 (400m)
Top Speed [km/h] (Section)	65.6 (Overall)
Race State	Finished

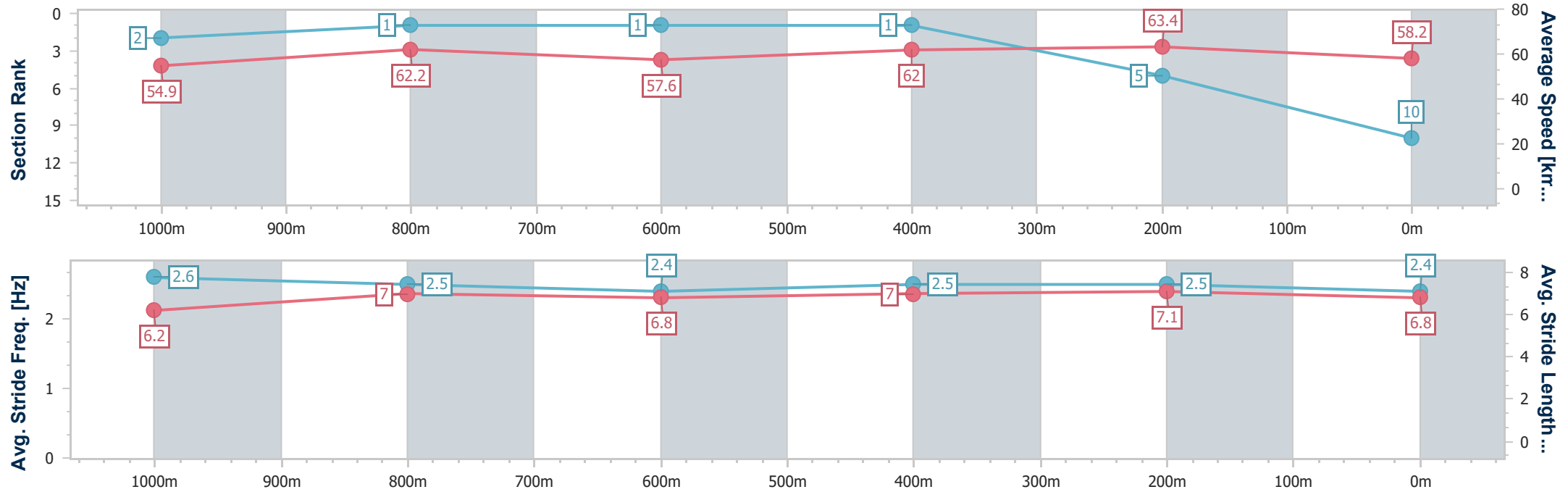


RockhamptonProfessional
Race 1: 2 WEEKS TILL ROCKY CUP CARNIVAL Maiden
Handicap - 1200m
20 June 2025 - 12:19



Track Rating: Soft 5, Weather: Fine, Rail Position: +0.5m Entire

Section	Overall	1000m	800m	600m	400m	200m								
Section Times	1:12.61 [10] (0:13.13)	0:59.48 [2] (0:11.51)	0:47.97 [1] (0:12.61)	0:35.36 [1] (0:11.64)	0:23.72 [1] (0:11.34)	0:12.38 [5] (0:12.38)								
Average Speed [km/h]	54.9	62.2	57.6	62.0	63.4	58.2								
Top Speed [km/h]	65.6	65.4	58.7	63.9	64.5	60.9								
Avg. Dist. to Rail [m]	4.0	1.0	1.3	1.9	2.3	2.5								
Avg. Stride Freq. [Hz]	2.6	2.5	2.4	2.5	2.5	2.4								
Avg. Stride Length [m]	6.2	7.0	6.8	7.0	7.1	6.8								





Horse/Jockey Name	Joyous Steps
Final Rank	11
Fastest Section Time (Section)	0:11.13 (400m)
Top Speed [km/h] (Section)	66.4 (600m)
Race State	Finished

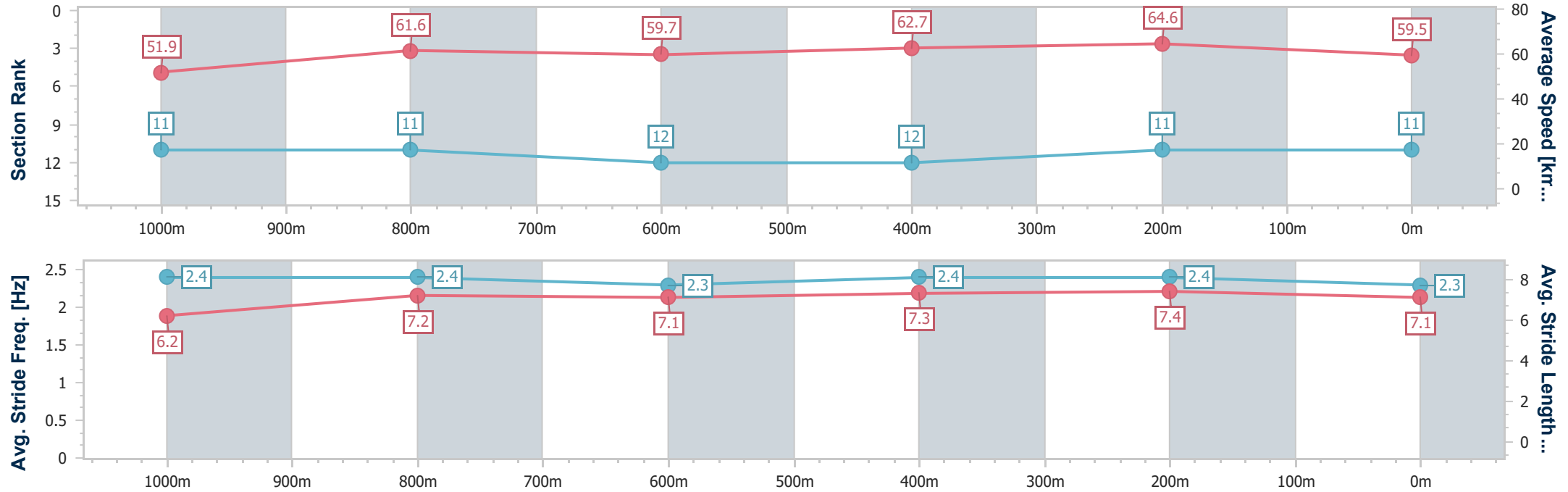


RockhamptonProfessional
Race 1: 2 WEEKS TILL ROCKY CUP CARNIVAL Maiden
Handicap - 1200m
20 June 2025 - 12:19



Track Rating: Soft 5, Weather: Fine, Rail Position: +0.5m Entire

Section	Overall	1000m	800m	600m	400m	200m							
Section Times	1:12.86 [11] (0:13.94)	0:58.92 [11] (0:11.83)	0:47.09 [11] (0:12.33)	0:34.76 [12] (0:11.50)	0:23.26 [12] (0:11.13)	0:12.13 [11] (0:12.13)							
Average Speed [km/h]	51.9	61.6	59.7	62.7	64.6	59.5							
Top Speed [km/h]	62.1	62.6	60.8	66.4	66.1	62.5							
Avg. Dist. to Rail [m]	7.3	1.8	2.5	3.4	4.0	4.6							
Avg. Stride Freq. [Hz]	2.4	2.4	2.3	2.4	2.4	2.3							
Avg. Stride Length [m]	6.2	7.2	7.1	7.3	7.4	7.1							





Horse/Jockey Name	Triple Jab
Final Rank	12
Fastest Section Time (Section)	0:11.31 (400m)
Top Speed [km/h] (Section)	64.4 (600m)
Race State	Finished

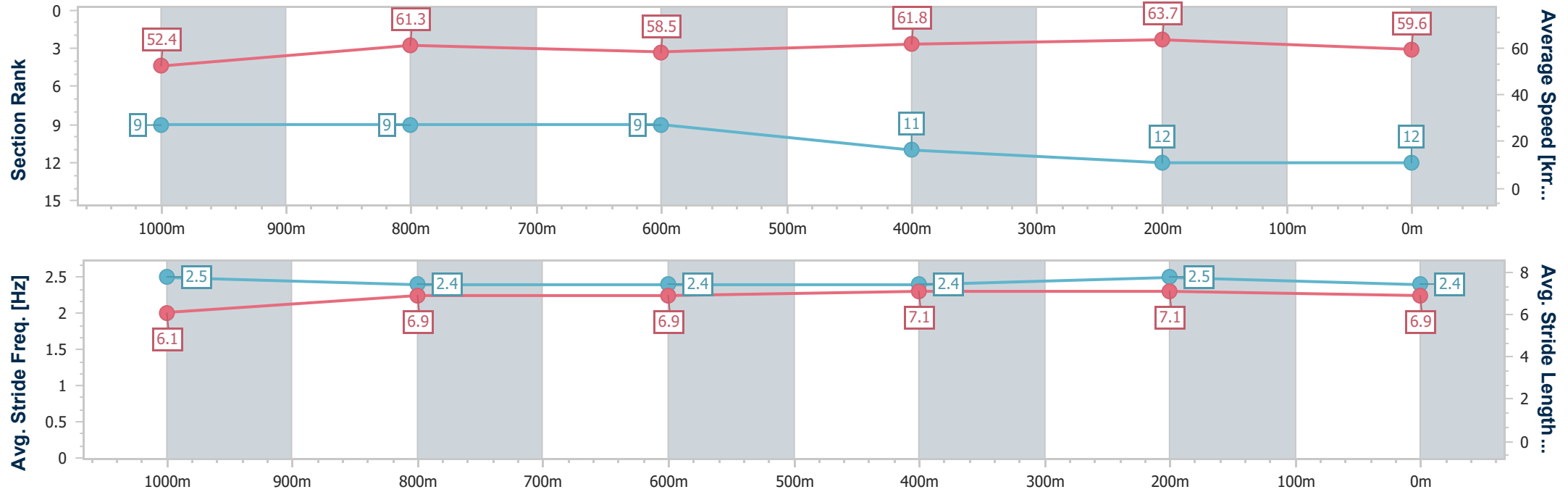


RockhamptonProfessional
Race 1: 2 WEEKS TILL ROCKY CUP CARNIVAL Maiden
Handicap - 1200m
20 June 2025 - 12:19



Track Rating: Soft 5, Weather: Fine, Rail Position: +0.5m Entire

Section	Overall	1000m	800m	600m	400m	200m								
Section Times	1:12.96 [12] (0:13.77)	0:59.19 [9] (0:11.70)	0:47.49 [9] (0:12.45)	0:35.04 [9] (0:11.66)	0:23.38 [11] (0:11.31)	0:12.07 [12] (0:12.07)								
Average Speed [km/h]	52.4	61.3	58.5	61.8	63.7	59.6								
Top Speed [km/h]	61.5	62.8	59.4	64.4	64.3	62.9								
Avg. Dist. to Rail [m]	3.5	0.6	1.3	2.3	3.7	3.9								
Avg. Stride Freq. [Hz]	2.5	2.4	2.4	2.4	2.5	2.4								
Avg. Stride Length [m]	6.1	6.9	6.9	7.1	7.1	6.9								





Horse/Jockey Name	I'm Number One
Final Rank	13
Fastest Section Time (Section)	0:11.56 (1000m)
Top Speed [km/h] (Section)	65.9 (Overall)
Race State	Finished

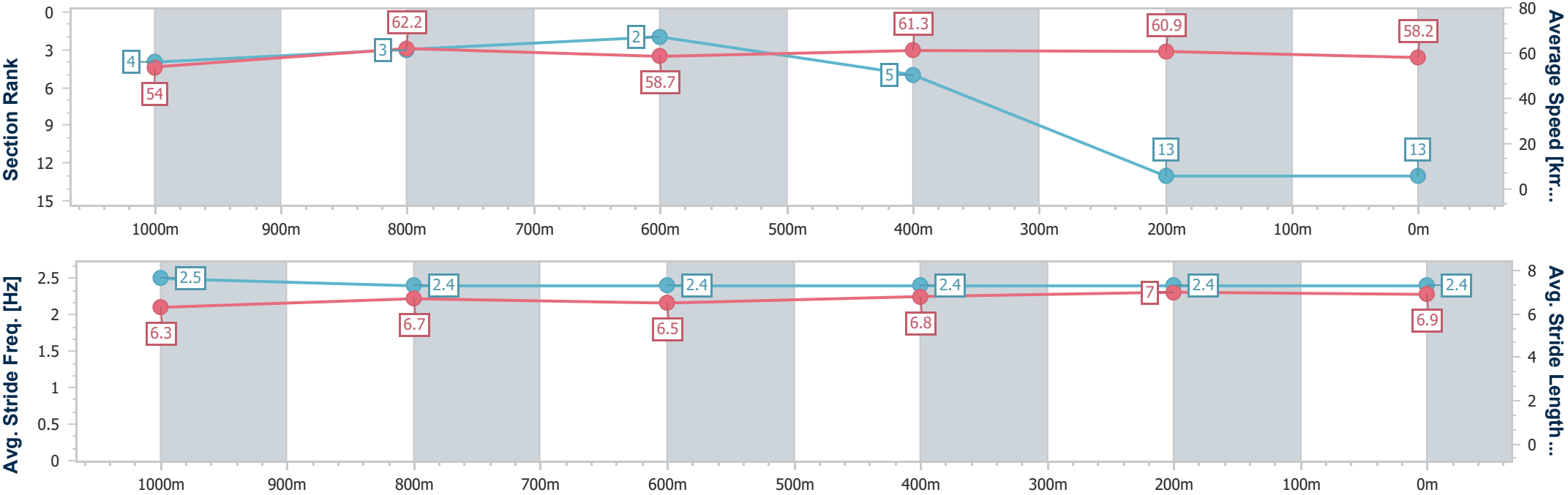


RockhamptonProfessional
Race 1: 2 WEEKS TILL ROCKY CUP CARNIVAL Maiden
Handicap - 1200m
20 June 2025 - 12:19



Track Rating: Soft 5, Weather: Fine, Rail Position: +0.5m Entire

Section	Overall	1000m	800m	600m	400m	200m							
Section Times	1:13.30 [13] (0:13.33)	0:59.97 [4] (0:11.56)	0:48.41 [3] (0:12.43)	0:35.98 [2] (0:11.75)	0:24.23 [5] (0:11.83)	0:12.40 [13] (0:12.40)							
Average Speed [km/h]	54.0	62.2	58.7	61.3	60.9	58.2							
Top Speed [km/h]	65.9	64.7	59.6	62.6	62.2	60.1							
Avg. Dist. to Rail [m]	2.2	0.5	1.5	2.2	2.4	2.5							
Avg. Stride Freq. [Hz]	2.5	2.4	2.4	2.4	2.4	2.4							
Avg. Stride Length [m]	6.3	6.7	6.5	6.8	7.0	6.9							





Rockhampton Professional
Race 2: BECOME A RJC GOLD CLUB MEMBER RATINGS BAND 0 - 55
Handicap - 1200m
20 June 2025 - 12:53



Track Rating: Soft 5, Weather: Fine, Rail Position: +0.5m Entire

Section						Overall	1000m	800m	600m	400m	200m	Last 600m		
Field Times						1:09.47 (0:12.73)	0:56.74 (0:11.01)	0:45.73 (0:11.60)	0:34.13 (0:11.01)	0:23.12 (0:11.17)	0:11.95 (0:11.95)	0:34.13		
Rank	TAB	Horse/Jockey	Barrier	Top Speed [km/h]	Fastest Section							Margin	Distance Travelled [m]	
1	11	HEY JEALOUSY	7	67.5	0:11.01	1:09.47 [1]	0:56.74 [1]	0:45.73 [1]	0:34.13 [1]	0:23.12 [1]	0:11.95 [1]	1:09.47	0:34.13	
		Jackson Murphy		Overall	1000m	(0:12.73)	(0:11.01)	(0:11.60)	(0:11.01)	(0:11.17)	(0:11.95)			
2	2	GILBERT'S GOLD	5	66.9	0:11.02	1:09.89 [2]	0:56.79 [4]	0:45.61 [4]	0:34.05 [3]	0:23.03 [4]	0:11.97 [2]	2.5L	0:34.05	+4
		Brooke Johnson		1000m	600m	(0:13.10)	(0:11.18)	(0:11.56)	(0:11.02)	(0:11.06)	(0:11.97)			
3	9	ZELEZNY	2	66.1	0:11.10	1:09.91 [3]	0:56.96 [3]	0:45.74 [3]	0:34.00 [5]	0:22.90 [5]	0:11.73 [5]	2.52L	0:34.00	+2
		Ron Stewart		Overall	600m	(0:12.95)	(0:11.22)	(0:11.74)	(0:11.10)	(0:11.17)	(0:11.73)			
4	3	HOTCHI	4	66.8	0:11.04	1:10.05 [4]	0:56.52 [6]	0:45.36 [6]	0:34.00 [6]	0:22.96 [6]	0:11.88 [3]	3.52L	0:34.00	+1
		Ryan Wiggins		400m	600m	(0:13.53)	(0:11.16)	(0:11.36)	(0:11.04)	(0:11.08)	(0:11.88)			
5	1	SANTORINI SUMMER	6	67.9	0:10.84	1:10.08 [5]	0:56.24 [8]	0:45.20 [8]	0:33.69 [9]	0:22.85 [7]	0:11.85 [6]	4.02L	0:33.69	+5
		Warwick Satherley		600m	600m	(0:13.84)	(0:11.04)	(0:11.51)	(0:10.84)	(0:11.00)	(0:11.85)			
6	5	THE DARK SIDE	1	66.6	0:11.00	1:10.26 [6]	0:57.00 [5]	0:45.98 [5]	0:34.41 [4]	0:23.41 [3]	0:12.08 [4]	4.77L	0:34.41	+0
		Justin Stanley		600m	600m	(0:13.26)	(0:11.02)	(0:11.57)	(0:11.00)	(0:11.33)	(0:12.08)			
7	12	LYNRIC LASS	3	66.8	0:11.03	1:10.47 [7]	0:56.77 [7]	0:45.61 [7]	0:34.27 [7]	0:23.24 [8]	0:12.04 [8]	5.27L	0:34.27	-1
		Raul Silvera Olivera		600m	600m	(0:13.70)	(0:11.16)	(0:11.34)	(0:11.03)	(0:11.20)	(0:12.04)			
8	4	ICONIC PRINCE	8	67.4	0:10.89	1:10.49 [8]	0:56.43 [10]	0:45.29 [10]	0:33.91 [10]	0:23.02 [10]	0:12.00 [9]	5.37L	0:33.91	+5
		Sean Cormack		600m	600m	(0:14.06)	(0:11.14)	(0:11.38)	(0:10.89)	(0:11.02)	(0:12.00)			
8	6	SIDESHOW FRANKIE	11	67.8	0:11.11	1:10.49 [8]	0:57.65 [2]	0:46.54 [2]	0:34.98 [2]	0:23.80 [2]	0:12.23 [7]	5.37L	0:34.98	+4
		Chris McIver		Overall	1000m	(0:12.84)	(0:11.11)	(0:11.56)	(0:11.18)	(0:11.57)	(0:12.23)			
10	8	SPRING VALLEY	12	67.5	0:10.91	1:10.64 [10]	0:56.36 [12]	0:45.09 [12]	0:33.75 [12]	0:22.84 [12]	0:11.87 [12]	6.37L	0:33.75	+4
		Georgina Cartwright		400m	600m	(0:14.28)	(0:11.27)	(0:11.34)	(0:10.91)	(0:10.97)	(0:11.87)			

Scratched: Artopia (#10)

Report Created: Fri 20 June 2025 18:16 GMT+10 (Note: Timing is based on position data)

Page 1/14

[] Ranking at each section and finish
-:-:- No data available at this section
NA No data available

SCN Saddle cloth number
DNF Did not finish
DNT Did not track

data processed by  TRIPLESDATA



Rockhampton Professional
Race 2: BECOME A RJC GOLD CLUB MEMBER RATINGS BAND 0 - 55
Handicap - 1200m
20 June 2025 - 12:53



Track Rating: Soft 5, Weather: Fine, Rail Position: +0.5m Entire

Section						Overall	1000m	800m	600m	400m	200m	Last 600m		
Field Times						1:09.47 (0:12.73)	0:56.74 (0:11.01)	0:45.73 (0:11.60)	0:34.13 (0:11.01)	0:23.12 (0:11.17)	0:11.95 (0:11.95)	0:34.13		
Rank	TAB	Horse/Jockey	Barrier	Top Speed [km/h]	Fastest Section							Margin		Distance Travelled [m]
11	13	DOONA	9	66.6	0:11.05	1:10.71 [11]	0:56.69 [9]	0:45.64 [9]	0:34.35 [8]	0:23.25 [9]	0:12.10 [10]	6.83L	0:34.35	-2
		Kelsey Lenton		1000m	1000m	(0:14.02)	(0:11.05)	(0:11.29)	(0:11.10)	(0:11.15)	(0:12.10)			
12	7	BULL DIMPLE RUM	10	67.3	0:10.88	1:10.83 [12]	0:56.63 [11]	0:45.44 [11]	0:34.02 [11]	0:23.14 [11]	0:12.13 [11]	7.58L	0:34.02	+8
		Nathan Thomas		600m	600m	(0:14.20)	(0:11.19)	(0:11.42)	(0:10.88)	(0:11.01)	(0:12.13)			

Scratched: Artopia (#10)



Horse/Jockey Name	Hey Jealousy
Final Rank	1
Fastest Section Time (Section)	0:11.01 (1000m)
Top Speed [km/h] (Section)	67.5 (Overall)
Race State	Finished

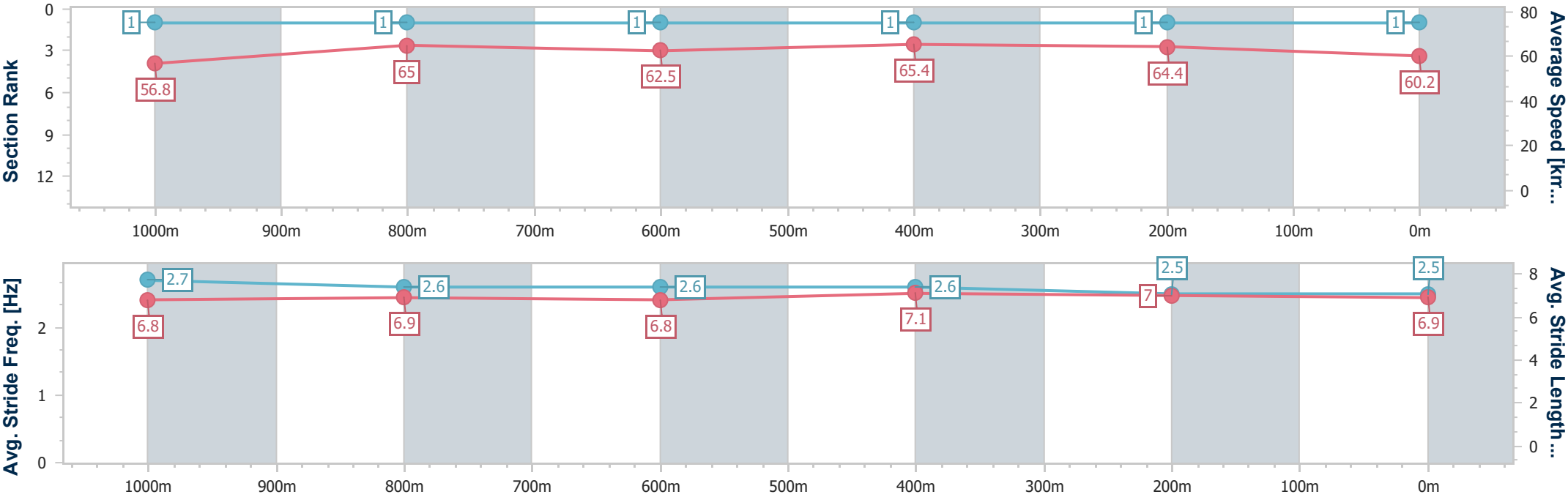


RockhamptonProfessional
Race 2: BECOME A RJC GOLD CLUB MEMBER RATINGS
BAND 0 - 55 Handicap - 1200m
20 June 2025 - 12:53



Track Rating: Soft 5, Weather: Fine, Rail Position: +0.5m Entire

Section	Overall	1000m	800m	600m	400m	200m								
Section Times	1:09.47 [1] (0:12.73)	0:56.74 [1] (0:11.01)	0:45.73 [1] (0:11.60)	0:34.13 [1] (0:11.01)	0:23.12 [1] (0:11.17)	0:11.95 [1] (0:11.95)								
Average Speed [km/h]	56.8	65.0	62.5	65.4	64.4	60.2								
Top Speed [km/h]	67.5	67.1	64.8	66.1	65.6	63.6								
Avg. Dist. to Rail [m]	5.7	1.0	0.9	1.5	0.7	1.4								
Avg. Stride Freq. [Hz]	2.7	2.6	2.6	2.6	2.5	2.5								
Avg. Stride Length [m]	6.8	6.9	6.8	7.1	7.0	6.9								





Horse/Jockey Name	Gilbert's Gold
Final Rank	2
Fastest Section Time (Section)	0:11.02 (600m)
Top Speed [km/h] (Section)	66.9 (1000m)
Race State	Finished

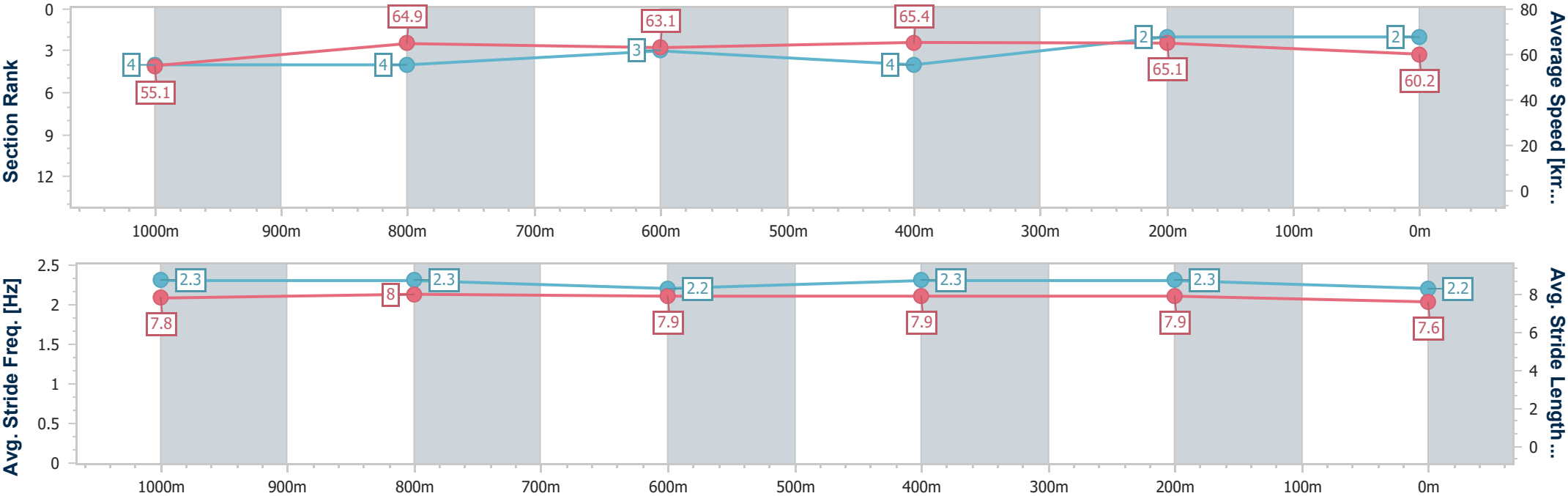


RockhamptonProfessional
Race 2: BECOME A RJC GOLD CLUB MEMBER RATINGS
BAND 0 - 55 Handicap - 1200m
20 June 2025 - 12:53



Track Rating: Soft 5, Weather: Fine, Rail Position: +0.5m Entire

Section	Overall	1000m	800m	600m	400m	200m							
Section Times	1:09.89 [2] (0:13.10)	0:56.79 [4] (0:11.18)	0:45.61 [4] (0:11.56)	0:34.05 [3] (0:11.02)	0:23.03 [4] (0:11.06)	0:11.97 [2] (0:11.97)							
Average Speed [km/h]	55.1	64.9	63.1	65.4	65.1	60.2							
Top Speed [km/h]	66.0	66.9	64.4	66.8	66.5	63.2							
Avg. Dist. to Rail [m]	4.3	1.2	1.6	3.9	5.0	5.4							
Avg. Stride Freq. [Hz]	2.3	2.3	2.2	2.3	2.3	2.2							
Avg. Stride Length [m]	7.8	8.0	7.9	7.9	7.9	7.6							





Horse/Jockey Name	Zelezny
Final Rank	3
Fastest Section Time (Section)	0:11.10 (600m)
Top Speed [km/h] (Section)	66.1 (Overall)
Race State	Finished

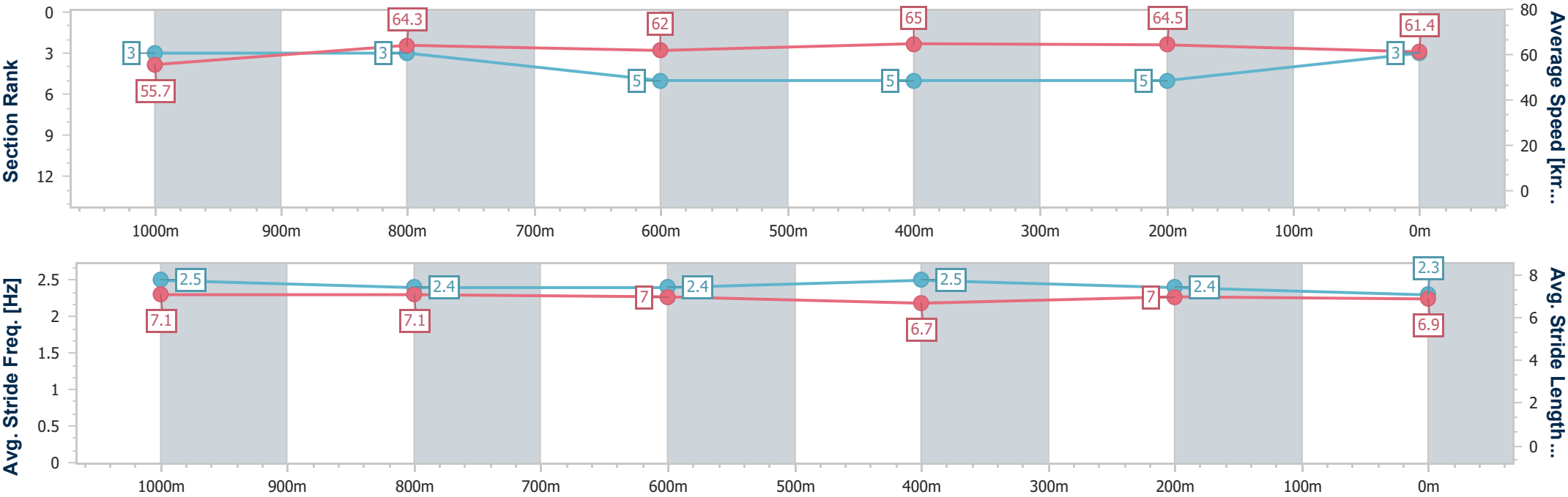


RockhamptonProfessional
Race 2: BECOME A RJC GOLD CLUB MEMBER RATINGS
BAND 0 - 55 Handicap - 1200m
20 June 2025 - 12:53



Track Rating: Soft 5, Weather: Fine, Rail Position: +0.5m Entire

Section	Overall	1000m	800m	600m	400m	200m								
Section Times	1:09.91 [3] (0:12.95)	0:56.96 [3] (0:11.22)	0:45.74 [3] (0:11.74)	0:34.00 [5] (0:11.10)	0:22.90 [5] (0:11.17)	0:11.73 [5] (0:11.73)								
Average Speed [km/h]	55.7	64.3	62.0	65.0	64.5	61.4								
Top Speed [km/h]	66.1	66.1	63.5	65.8	65.7	63.3								
Avg. Dist. to Rail [m]	2.7	0.8	1.6	2.5	2.6	2.7								
Avg. Stride Freq. [Hz]	2.5	2.4	2.4	2.5	2.4	2.3								
Avg. Stride Length [m]	7.1	7.1	7.0	6.7	7.0	6.9								





Horse/Jockey Name	Hotchi
Final Rank	4
Fastest Section Time (Section)	0:11.04 (600m)
Top Speed [km/h] (Section)	66.8 (400m)
Race State	Finished

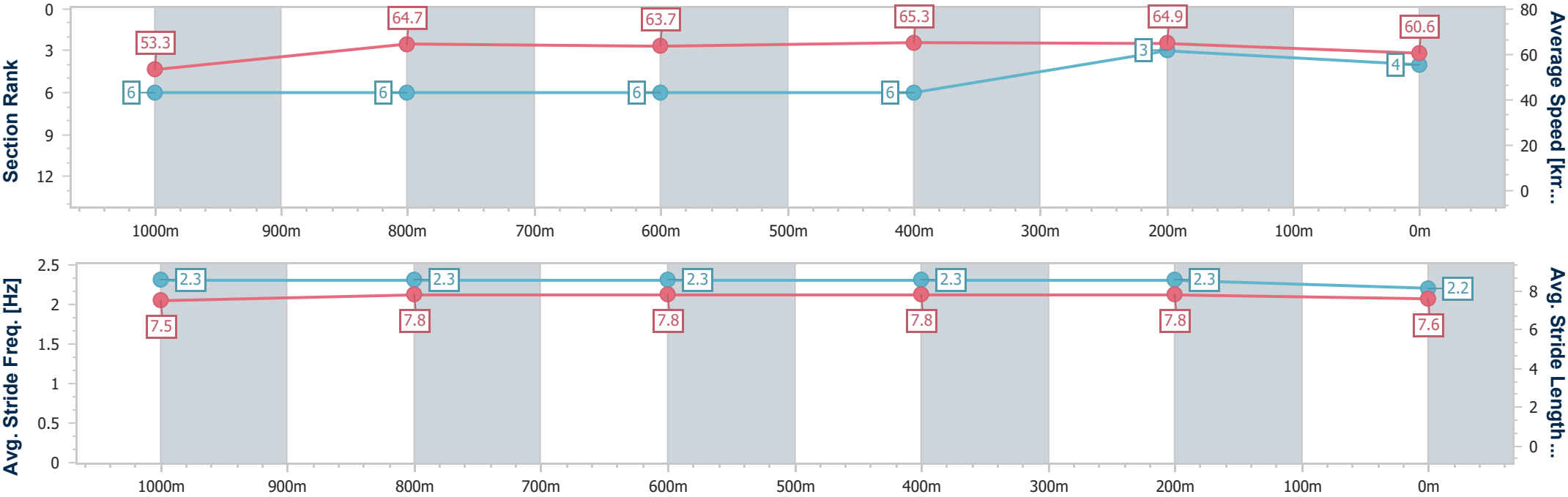


RockhamptonProfessional
Race 2: BECOME A RJC GOLD CLUB MEMBER RATINGS
BAND 0 - 55 Handicap - 1200m
20 June 2025 - 12:53



Track Rating: Soft 5, Weather: Fine, Rail Position: +0.5m Entire

Section	Overall	1000m	800m	600m	400m	200m								
Section Times	1:10.05 [4] (0:13.53)	0:56.52 [6] (0:11.16)	0:45.36 [6] (0:11.36)	0:34.00 [6] (0:11.04)	0:22.96 [6] (0:11.08)	0:11.88 [3] (0:11.88)								
Average Speed [km/h]	53.3	64.7	63.7	65.3	64.9	60.6								
Top Speed [km/h]	65.4	65.8	65.0	66.7	66.8	63.2								
Avg. Dist. to Rail [m]	4.7	1.0	0.6	4.7	7.4	8.2								
Avg. Stride Freq. [Hz]	2.3	2.3	2.3	2.3	2.3	2.2								
Avg. Stride Length [m]	7.5	7.8	7.8	7.8	7.8	7.6								





Horse/Jockey Name	Santorini Summer
Final Rank	5
Fastest Section Time (Section)	0:10.84 (600m)
Top Speed [km/h] (Section)	67.9 (600m)
Race State	Finished

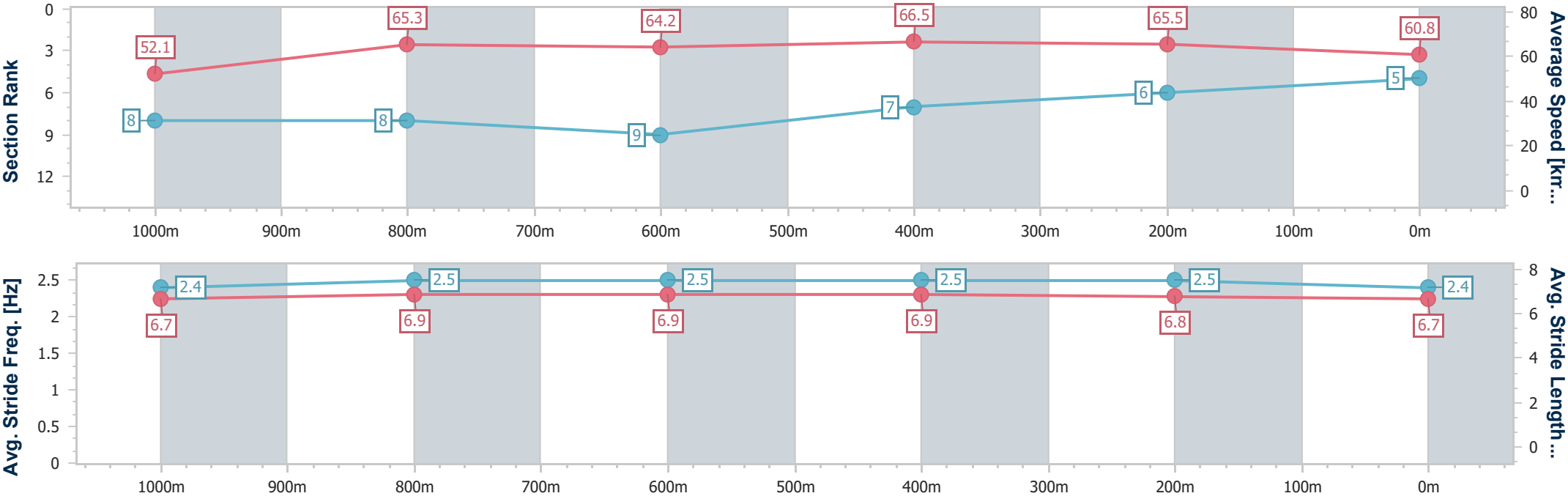


RockhamptonProfessional
Race 2: BECOME A RJC GOLD CLUB MEMBER RATINGS
BAND 0 - 55 Handicap - 1200m
20 June 2025 - 12:53



Track Rating: Soft 5, Weather: Fine, Rail Position: +0.5m Entire

Section	Overall	1000m	800m	600m	400m	200m								
Section Times	1:10.08 [5] (0:13.84)	0:56.24 [8] (0:11.04)	0:45.20 [8] (0:11.51)	0:33.69 [9] (0:10.84)	0:22.85 [7] (0:11.00)	0:11.85 [6] (0:11.85)								
Average Speed [km/h]	52.1	65.3	64.2	66.5	65.5	60.8								
Top Speed [km/h]	65.8	66.4	65.4	67.9	67.5	63.7								
Avg. Dist. to Rail [m]	3.8	0.7	3.0	4.7	5.7	6.5								
Avg. Stride Freq. [Hz]	2.4	2.5	2.5	2.5	2.5	2.4								
Avg. Stride Length [m]	6.7	6.9	6.9	6.9	6.8	6.7								





Horse/Jockey Name	The Dark Side
Final Rank	6
Fastest Section Time (Section)	0:11.00 (600m)
Top Speed [km/h] (Section)	66.6 (600m)
Race State	Finished

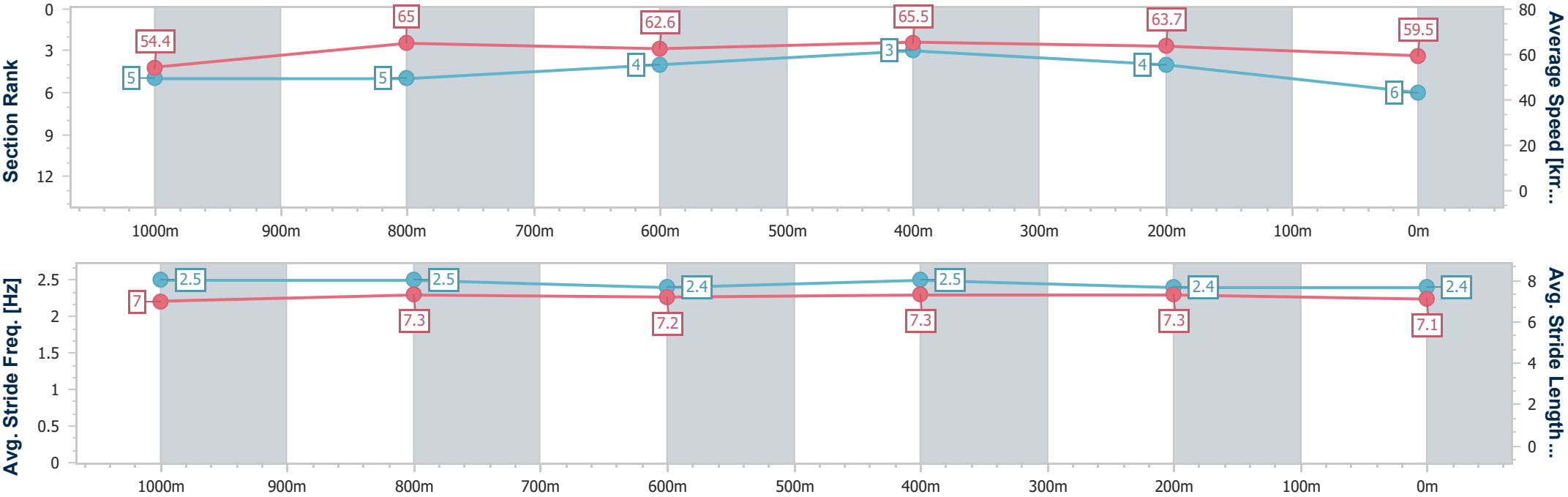


RockhamptonProfessional
Race 2: BECOME A RJC GOLD CLUB MEMBER RATINGS
BAND 0 - 55 Handicap - 1200m
20 June 2025 - 12:53



Track Rating: Soft 5, Weather: Fine, Rail Position: +0.5m Entire

Section	Overall	1000m	800m	600m	400m	200m								
Section Times	1:10.26 [6] (0:13.26)	0:57.00 [5] (0:11.02)	0:45.98 [5] (0:11.57)	0:34.41 [4] (0:11.00)	0:23.41 [3] (0:11.33)	0:12.08 [4] (0:12.08)								
Average Speed [km/h]	54.4	65.0	62.6	65.5	63.7	59.5								
Top Speed [km/h]	65.3	66.1	64.0	66.6	65.2	62.8								
Avg. Dist. to Rail [m]	1.7	0.8	0.8	1.9	2.4	2.6								
Avg. Stride Freq. [Hz]	2.5	2.5	2.4	2.5	2.4	2.4								
Avg. Stride Length [m]	7.0	7.3	7.2	7.3	7.3	7.1								





Horse/Jockey Name	Lynric Lass
Final Rank	7
Fastest Section Time (Section)	0:11.03 (600m)
Top Speed [km/h] (Section)	66.8 (600m)
Race State	Finished

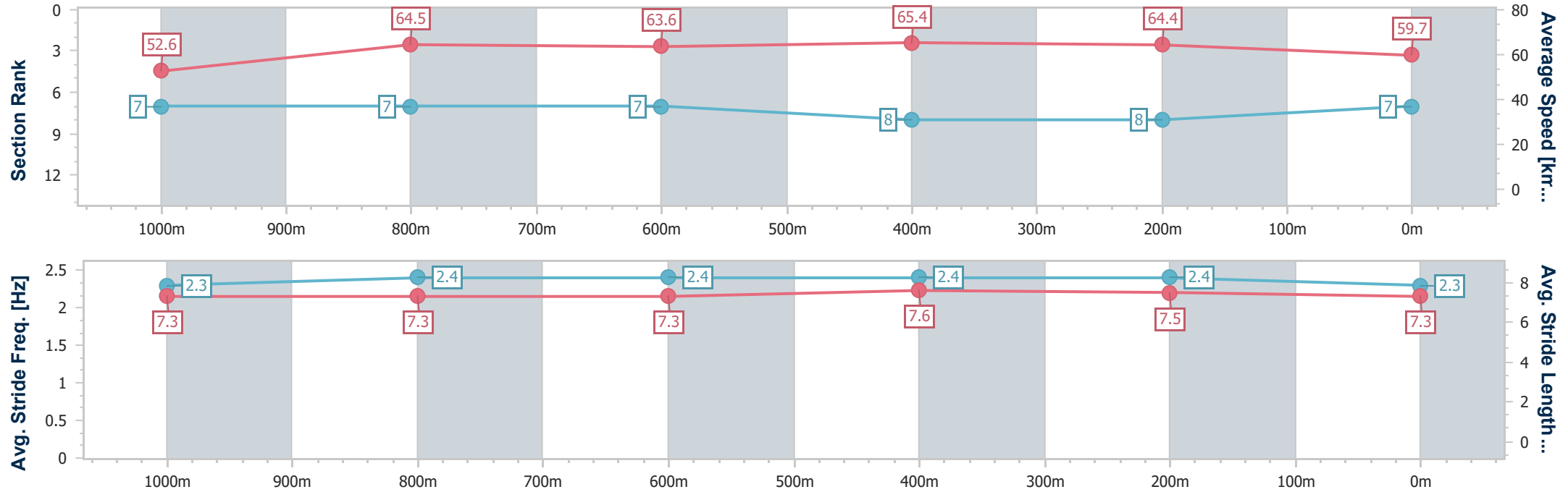


RockhamptonProfessional
Race 2: BECOME A RJC GOLD CLUB MEMBER RATINGS
BAND 0 - 55 Handicap - 1200m
20 June 2025 - 12:53



Track Rating: Soft 5, Weather: Fine, Rail Position: +0.5m Entire

Section	Overall	1000m	800m	600m	400m	200m								
Section Times	1:10.47 [7] (0:13.70)	0:56.77 [7] (0:11.16)	0:45.61 [7] (0:11.34)	0:34.27 [7] (0:11.03)	0:23.24 [8] (0:11.20)	0:12.04 [8] (0:12.04)								
Average Speed [km/h]	52.6	64.5	63.6	65.4	64.4	59.7								
Top Speed [km/h]	65.8	66.6	66.3	66.8	66.3	62.5								
Avg. Dist. to Rail [m]	2.1	0.6	0.7	2.5	3.6	4.7								
Avg. Stride Freq. [Hz]	2.3	2.4	2.4	2.4	2.4	2.3								
Avg. Stride Length [m]	7.3	7.3	7.3	7.6	7.5	7.3								





Horse/Jockey Name	Iconic Prince
Final Rank	8
Fastest Section Time (Section)	0:10.89 (600m)
Top Speed [km/h] (Section)	67.4 (600m)
Race State	Finished

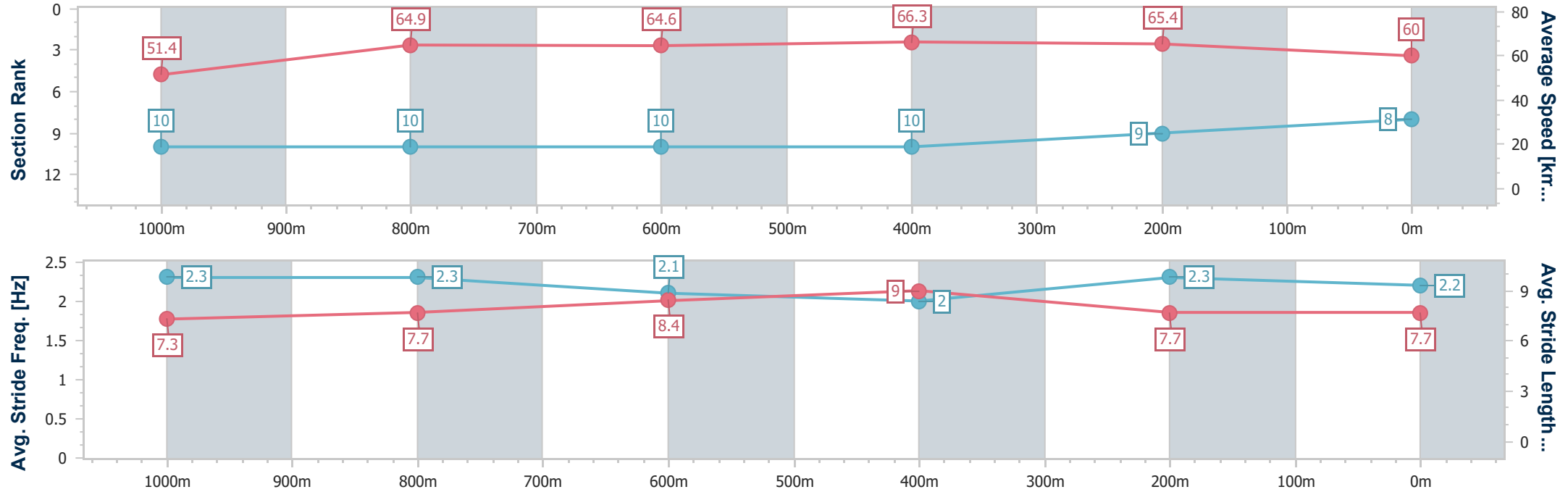


RockhamptonProfessional
Race 2: BECOME A RJC GOLD CLUB MEMBER RATINGS
BAND 0 - 55 Handicap - 1200m
20 June 2025 - 12:53



Track Rating: Soft 5, Weather: Fine, Rail Position: +0.5m Entire

Section	Overall	1000m	800m	600m	400m	200m								
Section Times	1:10.49 [8] (0:14.06)	0:56.43 [10] (0:11.14)	0:45.29 [10] (0:11.38)	0:33.91 [10] (0:10.89)	0:23.02 [10] (0:11.02)	0:12.00 [9] (0:12.00)								
Average Speed [km/h]	51.4	64.9	64.6	66.3	65.4	60.0								
Top Speed [km/h]	64.7	66.4	65.4	67.4	66.9	63.6								
Avg. Dist. to Rail [m]	5.7	0.7	2.7	5.2	6.3	7.2								
Avg. Stride Freq. [Hz]	2.3	2.3	2.1	2.0	2.3	2.2								
Avg. Stride Length [m]	7.3	7.7	8.4	9.0	7.7	7.7								





Horse/Jockey Name	Sideshow Frankie
Final Rank	8
Fastest Section Time (Section)	0:11.11 (1000m)
Top Speed [km/h] (Section)	67.8 (Overall)
Race State	Finished

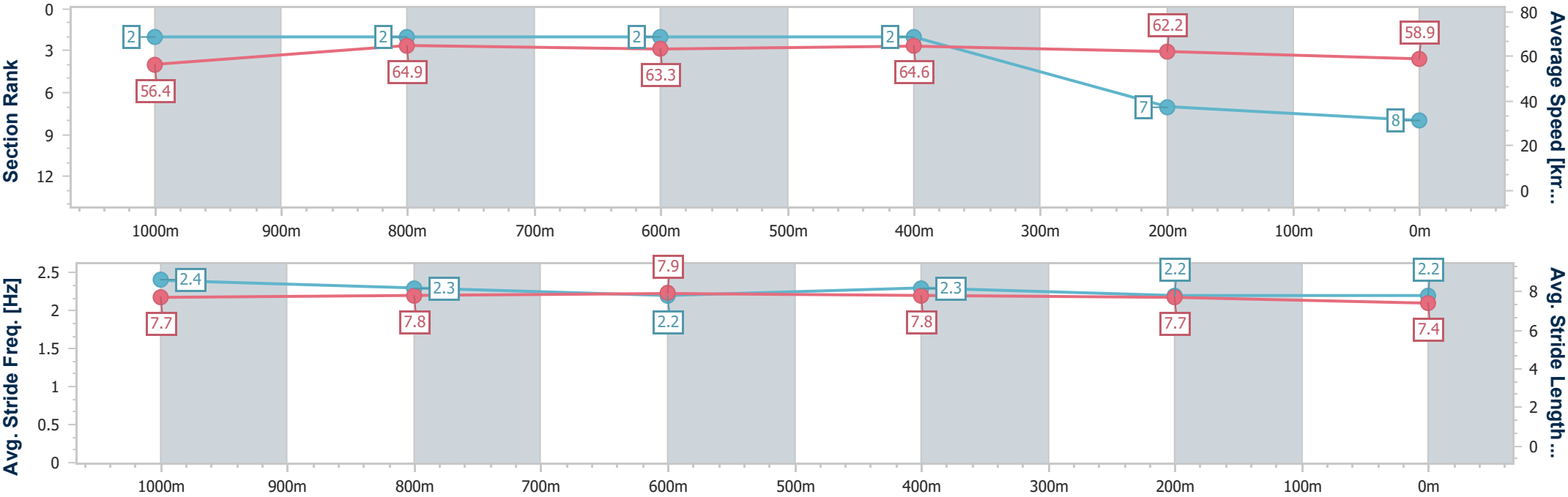


RockhamptonProfessional
Race 2: BECOME A RJC GOLD CLUB MEMBER RATINGS
BAND 0 - 55 Handicap - 1200m
20 June 2025 - 12:53



Track Rating: Soft 5, Weather: Fine, Rail Position: +0.5m Entire

Section	Overall	1000m	800m	600m	400m	200m								
Section Times	1:10.49 [8] (0:12.84)	0:57.65 [2] (0:11.11)	0:46.54 [2] (0:11.56)	0:34.98 [2] (0:11.18)	0:23.80 [2] (0:11.57)	0:12.23 [7] (0:12.23)								
Average Speed [km/h]	56.4	64.9	63.3	64.6	62.2	58.9								
Top Speed [km/h]	67.8	67.8	64.1	65.5	64.5	61.9								
Avg. Dist. to Rail [m]	7.6	0.3	2.1	3.5	3.5	3.7								
Avg. Stride Freq. [Hz]	2.4	2.3	2.2	2.3	2.2	2.2								
Avg. Stride Length [m]	7.7	7.8	7.9	7.8	7.7	7.4								





Horse/Jockey Name	Spring Valley
Final Rank	10
Fastest Section Time (Section)	0:10.91 (600m)
Top Speed [km/h] (Section)	67.5 (400m)
Race State	Finished

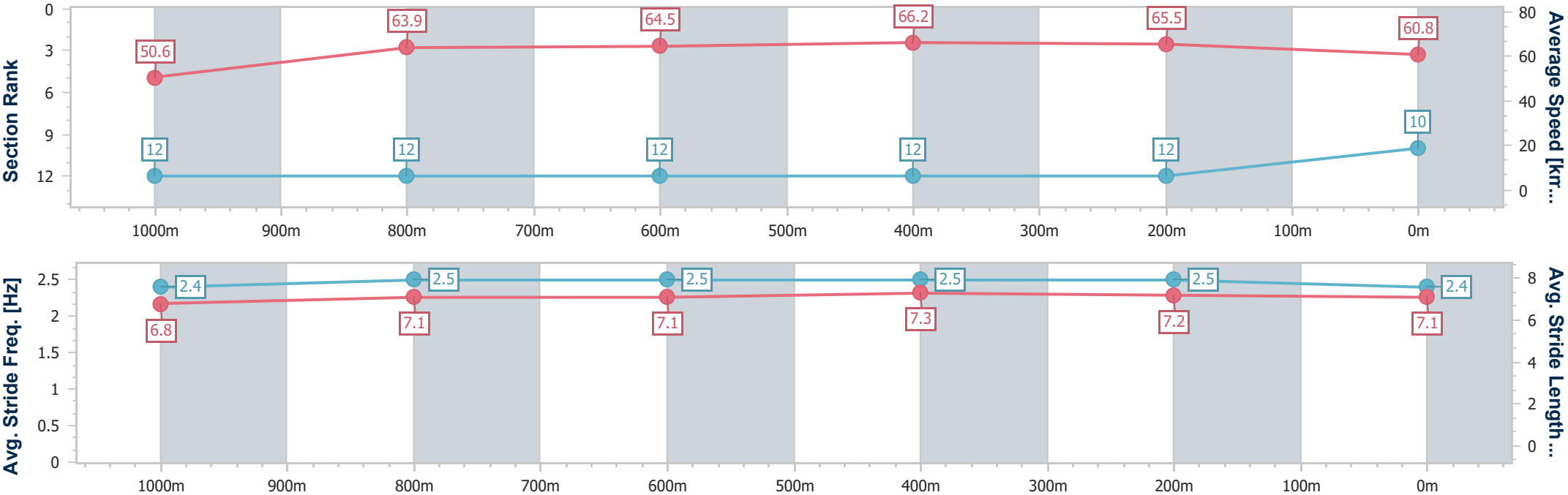


RockhamptonProfessional
Race 2: BECOME A RJC GOLD CLUB MEMBER RATINGS
BAND 0 - 55 Handicap - 1200m
20 June 2025 - 12:53



Track Rating: Soft 5, Weather: Fine, Rail Position: +0.5m Entire

Section	Overall	1000m	800m	600m	400m	200m							
Section Times	1:10.64 [10] (0:14.28)	0:56.36 [12] (0:11.27)	0:45.09 [12] (0:11.34)	0:33.75 [12] (0:10.91)	0:22.84 [12] (0:10.97)	0:11.87 [12] (0:11.87)							
Average Speed [km/h]	50.6	63.9	64.5	66.2	65.5	60.8							
Top Speed [km/h]	64.1	65.5	65.8	67.4	67.5	64.1							
Avg. Dist. to Rail [m]	6.0	1.3	2.2	4.7	5.6	4.2							
Avg. Stride Freq. [Hz]	2.4	2.5	2.5	2.5	2.5	2.4							
Avg. Stride Length [m]	6.8	7.1	7.1	7.3	7.2	7.1							





Horse/Jockey Name	Doona
Final Rank	11
Fastest Section Time (Section)	0:11.05 (1000m)
Top Speed [km/h] (Section)	66.6 (1000m)
Race State	Finished

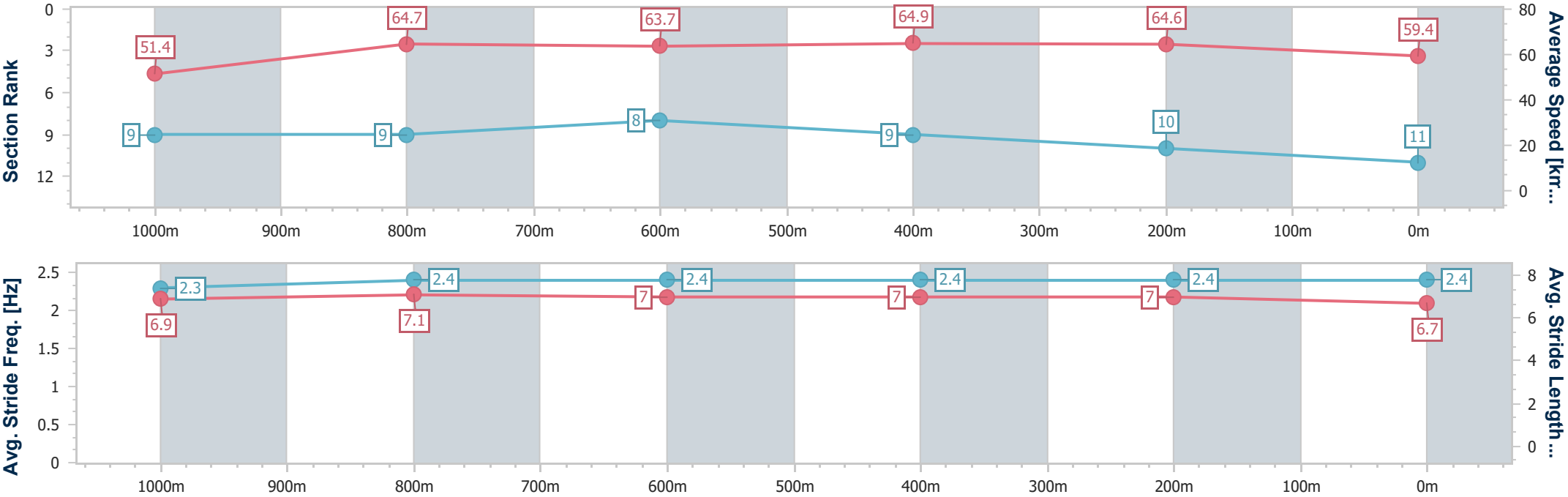


RockhamptonProfessional
Race 2: BECOME A RJC GOLD CLUB MEMBER RATINGS
BAND 0 - 55 Handicap - 1200m
20 June 2025 - 12:53



Track Rating: Soft 5, Weather: Fine, Rail Position: +0.5m Entire

Section	Overall	1000m	800m	600m	400m	200m								
Section Times	1:10.71 [11] (0:14.02)	0:56.69 [9] (0:11.05)	0:45.64 [9] (0:11.29)	0:34.35 [8] (0:11.10)	0:23.25 [9] (0:11.15)	0:12.10 [10] (0:12.10)								
Average Speed [km/h]	51.4	64.7	63.7	64.9	64.6	59.4								
Top Speed [km/h]	65.2	66.6	64.8	66.3	66.4	62.9								
Avg. Dist. to Rail [m]	4.1	1.2	0.5	1.8	3.3	3.6								
Avg. Stride Freq. [Hz]	2.3	2.4	2.4	2.4	2.4	2.4								
Avg. Stride Length [m]	6.9	7.1	7.0	7.0	7.0	6.7								





Horse/Jockey Name	Bull Dimple Rum
Final Rank	12
Fastest Section Time (Section)	0:10.88 (600m)
Top Speed [km/h] (Section)	67.3 (600m)
Race State	Finished

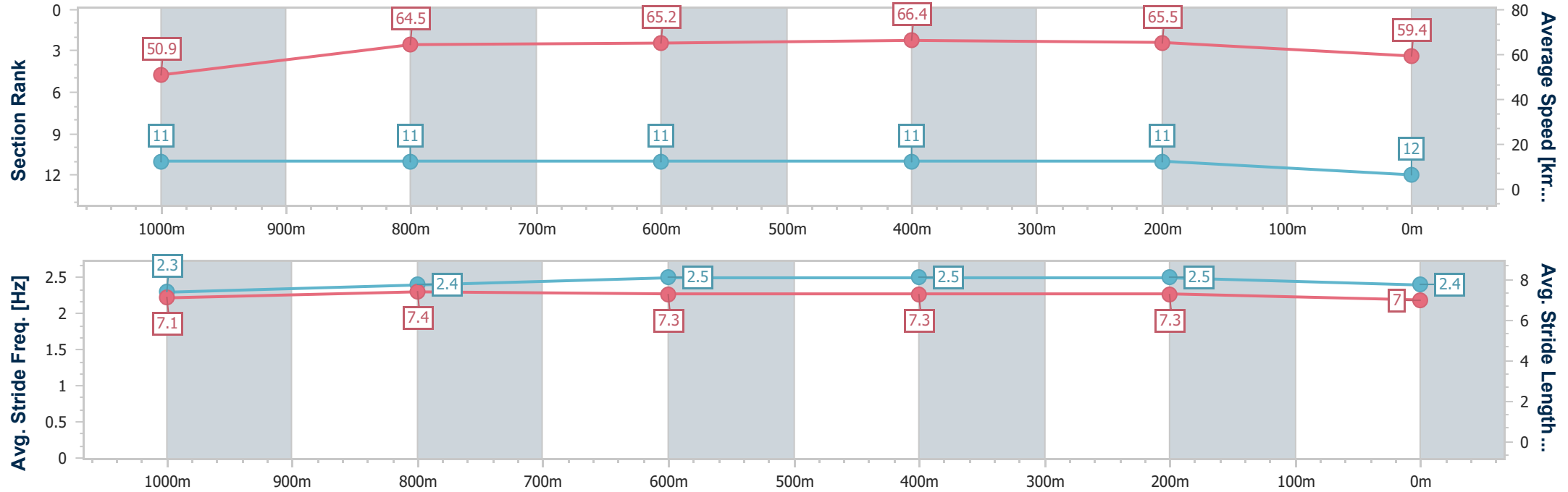


RockhamptonProfessional
Race 2: BECOME A RJC GOLD CLUB MEMBER RATINGS
BAND 0 - 55 Handicap - 1200m
20 June 2025 - 12:53



Track Rating: Soft 5, Weather: Fine, Rail Position: +0.5m Entire

Section	Overall	1000m	800m	600m	400m	200m							
Section Times	1:10.83 [12] (0:14.20)	0:56.63 [11] (0:11.19)	0:45.44 [11] (0:11.42)	0:34.02 [11] (0:10.88)	0:23.14 [11] (0:11.01)	0:12.13 [11] (0:12.13)							
Average Speed [km/h]	50.9	64.5	65.2	66.4	65.5	59.4							
Top Speed [km/h]	62.6	65.5	66.0	67.3	66.5	63.1							
Avg. Dist. to Rail [m]	6.2	0.8	4.1	7.1	7.5	7.7							
Avg. Stride Freq. [Hz]	2.3	2.4	2.5	2.5	2.5	2.4							
Avg. Stride Length [m]	7.1	7.4	7.3	7.3	7.3	7.0							





Rockhampton Professional

Race 3: NEIL BAULCH MEMORIAL QTIS Three-Year-Old Handicap - 1400m

20 June 2025 - 13:28



Track Rating: Soft 5, Weather: Fine, Rail Position: +0.5m Entire

Section		Overall				1200m	1000m	800m	600m	400m	Last 600m	
Field Times		1:22.45 (0:12.86)				1:09.59 (0:11.15)	0:58.44 (0:12.07)	0:46.37 (0:12.57)	0:33.80 (0:11.36)	0:22.44 (0:11.01)	0:33.80	
Rank	TAB	Horse/Jockey	Barrier	Top Speed [km/h]	Fastest Section							Distance Travelled [m]
1	3	ASK ME MATE	4	68.2	0:10.69	1:22.45 [1]	1:09.03 [8]	0:57.65 [8]	0:45.54 [9]	0:33.10 [9]	0:22.01 [6]	0:33.10
		Tasha Chambers		400m	400m	(0:13.42)	(0:11.38)	(0:12.11)	(0:12.44)	(0:11.09)	(0:10.69)	
2	2	SCRUB CHAIN	1	66.5	0:10.92	1:22.60 [2]	1:09.67 [3]	0:58.32 [4]	0:46.28 [3]	0:33.74 [4]	0:22.33 [5]	0:33.74 -2
		Tahlia Fenlon		Overall	400m	(0:12.93)	(0:11.35)	(0:12.04)	(0:12.54)	(0:11.41)	(0:10.92)	
3	7	PROPOSE	10	67.5	0:10.87	1:22.74 [3]	1:09.09 [9]	0:57.84 [9]	0:45.98 [8]	0:33.58 [7]	0:22.30 [7]	0:33.58 -2
		Kelsey Lenton		600m	400m	(0:13.65)	(0:11.25)	(0:11.86)	(0:12.40)	(0:11.28)	(0:10.87)	
4	1	ASTRA STAR	2	66.8	0:10.97	1:22.84 [4]	1:09.81 [4]	0:58.57 [3]	0:46.50 [4]	0:34.00 [3]	0:22.79 [3]	0:34.00 +1
		Sean Cormack		400m	400m	(0:13.03)	(0:11.24)	(0:12.07)	(0:12.50)	(0:11.21)	(0:10.97)	
5	8	ELECTRIC BRAE	5	69.0	0:10.66	1:23.06 [5]	1:09.32 [10]	0:57.90 [10]	0:46.03 [10]	0:33.62 [10]	0:22.40 [10]	0:33.62 +1
		Ron Stewart		400m	400m	(0:13.74)	(0:11.42)	(0:11.87)	(0:12.41)	(0:11.22)	(0:10.66)	
6	12	ROYAL GLADIATOR	7	66.9	0:11.08	1:23.07 [6]	1:10.19 [2]	0:59.06 [1]	0:46.99 [1]	0:34.41 [2]	0:23.05 [2]	0:34.41 +0
		Georgina Cartwright		1200m	400m	(0:12.88)	(0:11.13)	(0:12.07)	(0:12.58)	(0:11.36)	(0:11.08)	
7	6	ROTHFURY	8	67.2	0:11.03	1:23.19 [7]	1:09.90 [6]	0:58.65 [5]	0:46.63 [5]	0:34.23 [5]	0:23.13 [4]	0:34.23 +3
		Warwick Satherley		400m	400m	(0:13.29)	(0:11.25)	(0:12.02)	(0:12.40)	(0:11.10)	(0:11.03)	
8	4	KAI MONDO	3	67.0	0:11.12	1:23.37 [8]	1:10.51 [1]	0:59.28 [2]	0:47.24 [2]	0:34.72 [1]	0:23.36 [1]	0:34.72 -3
		Liv O'Donnell		Overall	400m	(0:12.86)	(0:11.23)	(0:12.04)	(0:12.52)	(0:11.36)	(0:11.12)	
9	9	SPITZBERG	6	66.3	0:11.14	1:23.71 [9]	1:10.47 [5]	0:59.07 [6]	0:47.01 [7]	0:34.56 [6]	0:23.06 [8]	0:34.56 -4
		Nikki Olzard		Overall	400m	(0:13.24)	(0:11.40)	(0:12.06)	(0:12.45)	(0:11.50)	(0:11.14)	
10	10	CARACRISTI	9	65.4	0:11.30	1:24.03 [10]	1:10.72 [7]	0:59.36 [7]	0:47.34 [6]	0:34.80 [8]	0:23.38 [8]	0:34.80 +6
		Raul Silvera Olivera		600m	400m	(0:13.31)	(0:11.36)	(0:12.02)	(0:12.54)	(0:11.42)	(0:11.30)	

Scratched: Lonhy's Fabre (#5), Zelezny (#11)

Report Created: Fri 20 June 2025 13:55 GMT+10 (Note: Timing is based on position data)

Page 1/12

[] Ranking at each section and finish
-:-:- No data available at this section
NA No data available

SCN Saddle cloth number
DNF Did not finish
DNT Did not track

data processed by TRIPLESDATA



Rockhampton Professional

Race 3: NEIL BAULCH MEMORIAL QTIS Three-Year-Old Handicap - 1400m

20 June 2025 - 13:28



Track Rating: Soft 5, Weather: Fine, Rail Position: +0.5m Entire

Section Field Times				200m 0:11.43 (0:11.43)		Last 600m 0:33.80			
Rank	TAB	Horse/Jockey	Barrier	Top Speed [km/h]	Fastest Section	Margin			Distance Travelled [m]
1	3	ASK ME MATE	4	68.2	0:10.69	0:11.32 [4]	1:22.45	0:33.10	
		Tasha Chambers		400m	400m	(0:11.32)			
2	2	SCRUB CHAIN	1	66.5	0:10.92	0:11.41 [6]	0.88L	0:33.74	-2
		Tahlia Fenlon		Overall	400m	(0:11.41)			
3	7	PROPOSE	10	67.5	0:10.87	0:11.43 [7]	1.68L	0:33.58	-2
		Kelsey Lenton		600m	400m	(0:11.43)			
4	1	ASTRA STAR	2	66.8	0:10.97	0:11.82 [1]	2.3L	0:34.00	+1
		Sean Cormack		400m	400m	(0:11.82)			
5	8	ELECTRIC BRAE	5	69.0	0:10.66	0:11.74 [8]	3.59L	0:33.62	+1
		Ron Stewart		400m	400m	(0:11.74)			
6	12	ROYAL GLADIATOR	7	66.9	0:11.08	0:11.97 [3]	3.62L	0:34.41	+0
		Georgina Cartwright		1200m	400m	(0:11.97)			
7	6	ROTHFURY	8	67.2	0:11.03	0:12.10 [2]	4.34L	0:34.23	+3
		Warwick Satherley		400m	400m	(0:12.10)			
8	4	KAI MONDO	3	67.0	0:11.12	0:12.24 [5]	5.37L	0:34.72	-3
		Liv O'Donnell		Overall	400m	(0:12.24)			
9	9	SPITZBERG	6	66.3	0:11.14	0:11.92 [9]	7.4L	0:34.56	-4
		Nikki Olzard		Overall	400m	(0:11.92)			
10	10	CARACRISTI	9	65.4	0:11.30	0:12.08 [10]	9.27L	0:34.80	+6
		Raul Silvera Olivera		600m	400m	(0:12.08)			

Scratched: Lonhy's Fabre (#5), Zelezny (#11)

Report Created: Fri 20 June 2025 13:55 GMT+10 (Note: Timing is based on position data)

Page 2/12

[] Ranking at each section and finish
-:-:- No data available at this section
NA No data available

SCN Saddle cloth number
DNF Did not finish
DNT Did not track

data processed by  TRIPLESDATA



Horse/Jockey Name	Ask Me Mate
Final Rank	1
Fastest Section Time (Section)	0:10.69 (400m)
Top Speed [km/h] (Section)	68.2 (400m)
Race State	Finished

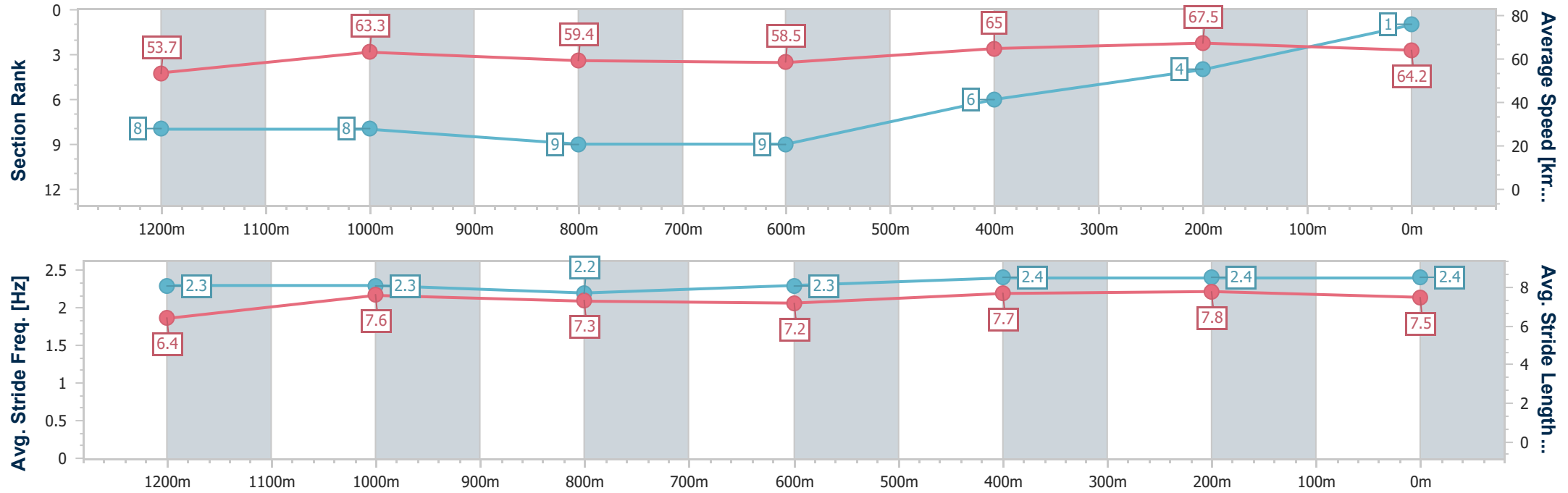


RockhamptonProfessional
Race 3: NEIL BAULCH MEMORIAL QTIS Three-Year-Old
Handicap - 1400m
20 June 2025 - 13:28



Track Rating: Soft 5, Weather: Fine, Rail Position: +0.5m Entire

Section	Overall	1200m	1000m	800m	600m	400m	200m						
Section Times	1:22.45 [1] (0:13.42)	1:09.03 [8] (0:11.38)	0:57.65 [8] (0:12.11)	0:45.54 [9] (0:12.44)	0:33.10 [9] (0:11.09)	0:22.01 [6] (0:10.69)	0:11.32 [4] (0:11.32)						
Average Speed [km/h]	53.7	63.3	59.4	58.5	65.0	67.5	64.2						
Top Speed [km/h]	65.7	65.2	62.3	61.0	67.7	68.2	66.4						
Avg. Dist. to Rail [m]	1.9	0.4	0.4	1.3	2.7	1.9	3.4						
Avg. Stride Freq. [Hz]	2.3	2.3	2.2	2.3	2.4	2.4	2.4						
Avg. Stride Length [m]	6.4	7.6	7.3	7.2	7.7	7.8	7.5						





Horse/Jockey Name	Scrub Chain
Final Rank	2
Fastest Section Time (Section)	0:10.92 (400m)
Top Speed [km/h] (Section)	66.5 (Overall)
Race State	Finished

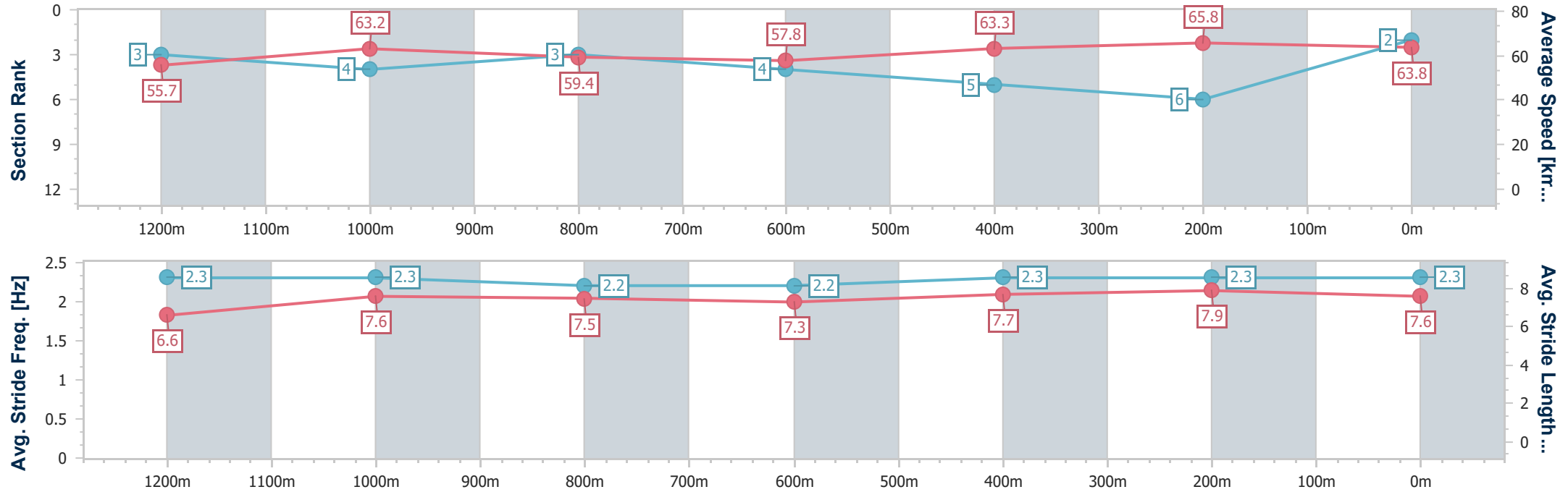


RockhamptonProfessional
Race 3: NEIL BAULCH MEMORIAL QTIS Three-Year-Old
Handicap - 1400m
20 June 2025 - 13:28



Track Rating: Soft 5, Weather: Fine, Rail Position: +0.5m Entire

Section	Overall	1200m	1000m	800m	600m	400m	200m						
Section Times	1:22.60 [2] (0:12.93)	1:09.67 [3] (0:11.35)	0:58.32 [4] (0:12.04)	0:46.28 [3] (0:12.54)	0:33.74 [4] (0:11.41)	0:22.33 [5] (0:10.92)	0:11.41 [6] (0:11.41)						
Average Speed [km/h]	55.7	63.2	59.4	57.8	63.3	65.8	63.8						
Top Speed [km/h]	66.5	65.1	61.7	58.6	65.7	66.4	65.6						
Avg. Dist. to Rail [m]	1.5	1.7	1.4	1.1	3.1	5.5	8.6						
Avg. Stride Freq. [Hz]	2.3	2.3	2.2	2.2	2.3	2.3	2.3						
Avg. Stride Length [m]	6.6	7.6	7.5	7.3	7.7	7.9	7.6						





Horse/Jockey Name	Propose
Final Rank	3
Fastest Section Time (Section)	0:10.87 (400m)
Top Speed [km/h] (Section)	67.5 (600m)
Race State	Finished

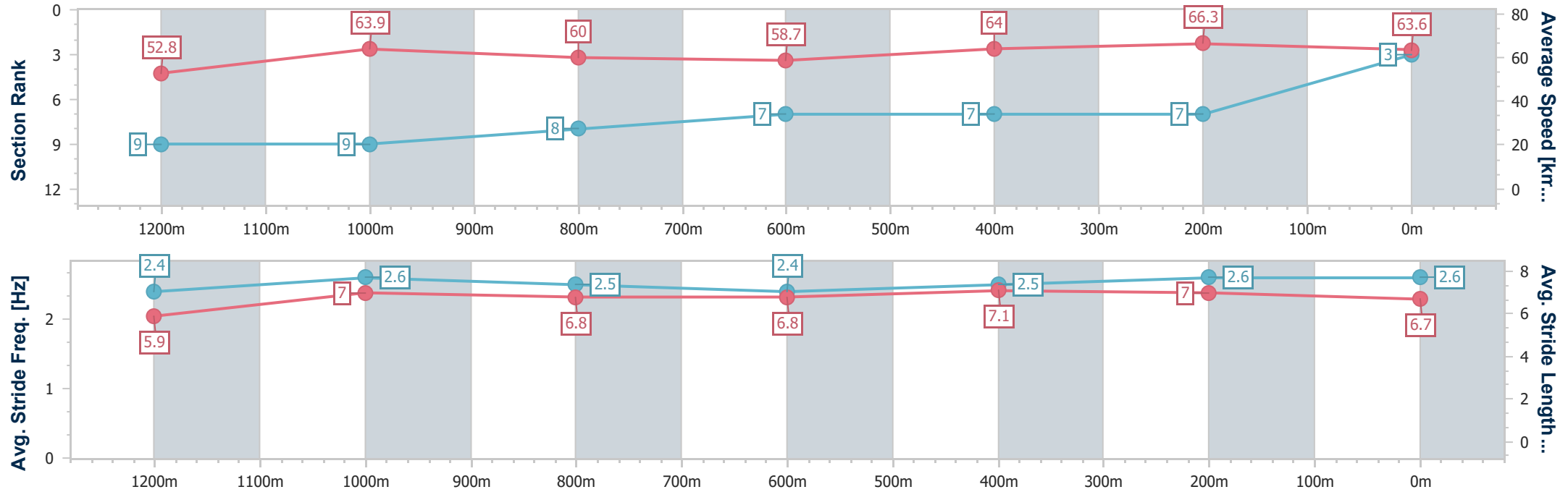


RockhamptonProfessional
Race 3: NEIL BAULCH MEMORIAL QTIS Three-Year-Old
Handicap - 1400m
20 June 2025 - 13:28



Track Rating: Soft 5, Weather: Fine, Rail Position: +0.5m Entire

Section	Overall	1200m	1000m	800m	600m	400m	200m						
Section Times	1:22.74 [3] (0:13.65)	1:09.09 [9] (0:11.25)	0:57.84 [9] (0:11.86)	0:45.98 [8] (0:12.40)	0:33.58 [7] (0:11.28)	0:22.30 [7] (0:10.87)	0:11.43 [7] (0:11.43)						
Average Speed [km/h]	52.8	63.9	60.0	58.7	64.0	66.3	63.6						
Top Speed [km/h]	65.5	65.4	61.7	61.0	67.5	67.5	65.4						
Avg. Dist. to Rail [m]	4.7	0.5	1.6	2.0	5.7	7.4	10.6						
Avg. Stride Freq. [Hz]	2.4	2.6	2.5	2.4	2.5	2.6	2.6						
Avg. Stride Length [m]	5.9	7.0	6.8	6.8	7.1	7.0	6.7						





Horse/Jockey Name	Astra Star
Final Rank	4
Fastest Section Time (Section)	0:10.97 (400m)
Top Speed [km/h] (Section)	66.8 (400m)
Race State	Finished

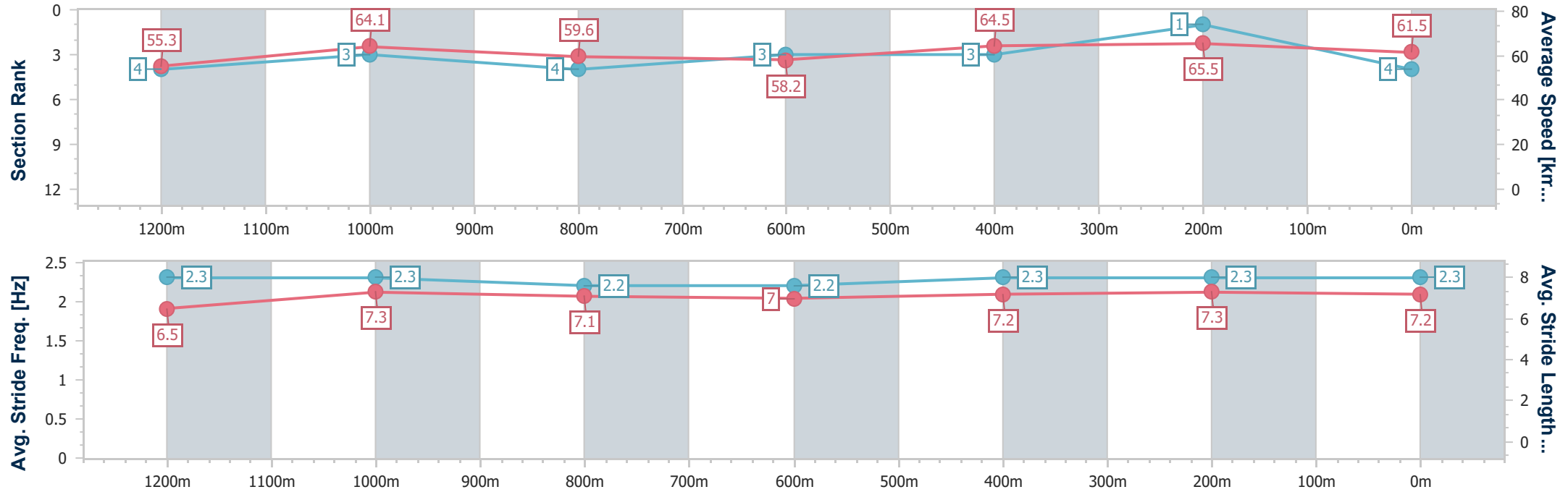


RockhamptonProfessional
Race 3: NEIL BAULCH MEMORIAL QTIS Three-Year-Old
Handicap - 1400m
20 June 2025 - 13:28



Track Rating: Soft 5, Weather: Fine, Rail Position: +0.5m Entire

Section	Overall	1200m	1000m	800m	600m	400m	200m						
Section Times	1:22.84 [4] (0:13.03)	1:09.81 [4] (0:11.24)	0:58.57 [3] (0:12.07)	0:46.50 [4] (0:12.50)	0:34.00 [3] (0:11.21)	0:22.79 [3] (0:10.97)	0:11.82 [1] (0:11.82)						
Average Speed [km/h]	55.3	64.1	59.6	58.2	64.5	65.5	61.5						
Top Speed [km/h]	65.0	65.0	61.4	60.2	66.8	66.8	64.7						
Avg. Dist. to Rail [m]	1.5	0.4	0.3	1.4	3.7	4.0	6.0						
Avg. Stride Freq. [Hz]	2.3	2.3	2.2	2.2	2.3	2.3	2.3						
Avg. Stride Length [m]	6.5	7.3	7.1	7.0	7.2	7.3	7.2						





Horse/Jockey Name	Electric Brae
Final Rank	5
Fastest Section Time (Section)	0:10.66 (400m)
Top Speed [km/h] (Section)	69.0 (400m)
Race State	Finished

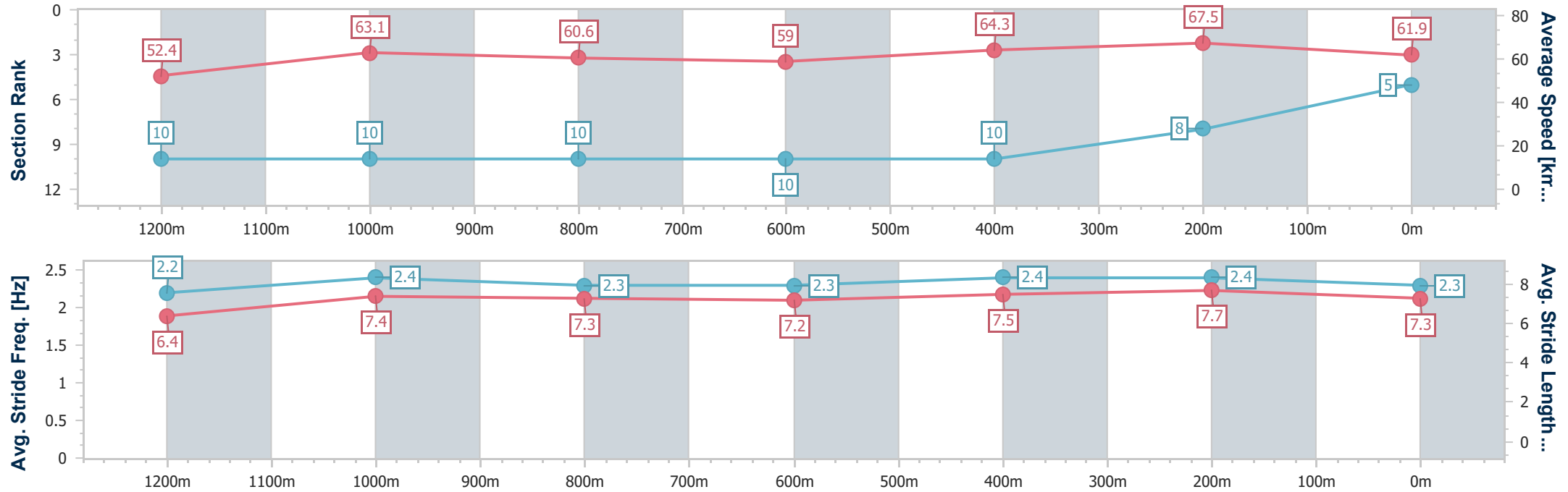


RockhamptonProfessional
Race 3: NEIL BAULCH MEMORIAL QTIS Three-Year-Old
Handicap - 1400m
20 June 2025 - 13:28



Track Rating: Soft 5, Weather: Fine, Rail Position: +0.5m Entire

Section	Overall	1200m	1000m	800m	600m	400m	200m						
Section Times	1:23.06 [5] (0:13.74)	1:09.32 [10] (0:11.42)	0:57.90 [10] (0:11.87)	0:46.03 [10] (0:12.41)	0:33.62 [10] (0:11.22)	0:22.40 [10] (0:10.66)	0:11.74 [8] (0:11.74)						
Average Speed [km/h]	52.4	63.1	60.6	59.0	64.3	67.5	61.9						
Top Speed [km/h]	64.1	64.4	62.5	61.8	68.4	69.0	66.3						
Avg. Dist. to Rail [m]	2.1	0.7	0.5	2.0	6.5	8.5	11.4						
Avg. Stride Freq. [Hz]	2.2	2.4	2.3	2.3	2.4	2.4	2.3						
Avg. Stride Length [m]	6.4	7.4	7.3	7.2	7.5	7.7	7.3						





Horse/Jockey Name	Royal Gladiator
Final Rank	6
Fastest Section Time (Section)	0:11.08 (400m)
Top Speed [km/h] (Section)	66.9 (1200m)
Race State	Finished

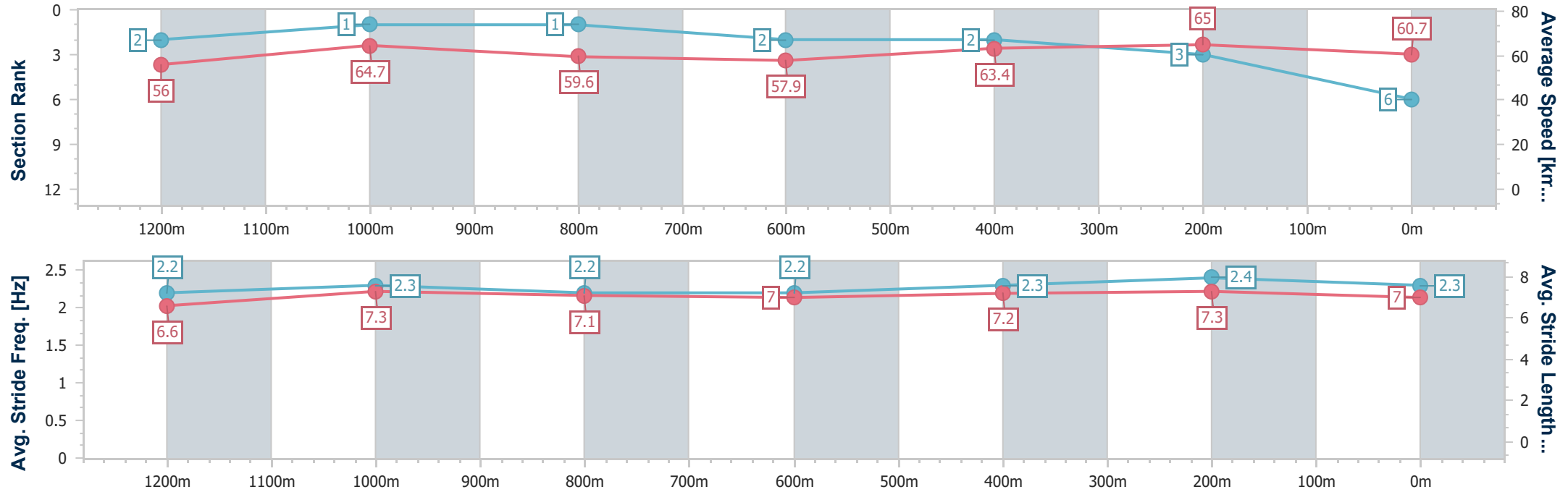


RockhamptonProfessional
Race 3: NEIL BAULCH MEMORIAL QTIS Three-Year-Old
Handicap - 1400m
20 June 2025 - 13:28



Track Rating: Soft 5, Weather: Fine, Rail Position: +0.5m Entire

Section	Overall	1200m	1000m	800m	600m	400m	200m						
Section Times	1:23.07 [6] (0:12.88)	1:10.19 [2] (0:11.13)	0:59.06 [1] (0:12.07)	0:46.99 [1] (0:12.58)	0:34.41 [2] (0:11.36)	0:23.05 [2] (0:11.08)	0:11.97 [3] (0:11.97)						
Average Speed [km/h]	56.0	64.7	59.6	57.9	63.4	65.0	60.7						
Top Speed [km/h]	66.9	66.9	61.9	59.2	66.3	66.3	63.2						
Avg. Dist. to Rail [m]	3.8	0.3	0.4	1.5	2.9	3.2	3.9						
Avg. Stride Freq. [Hz]	2.2	2.3	2.2	2.2	2.3	2.4	2.3						
Avg. Stride Length [m]	6.6	7.3	7.1	7.0	7.2	7.3	7.0						





Horse/Jockey Name	Rothfury
Final Rank	7
Fastest Section Time (Section)	0:11.03 (400m)
Top Speed [km/h] (Section)	67.2 (400m)
Race State	Finished

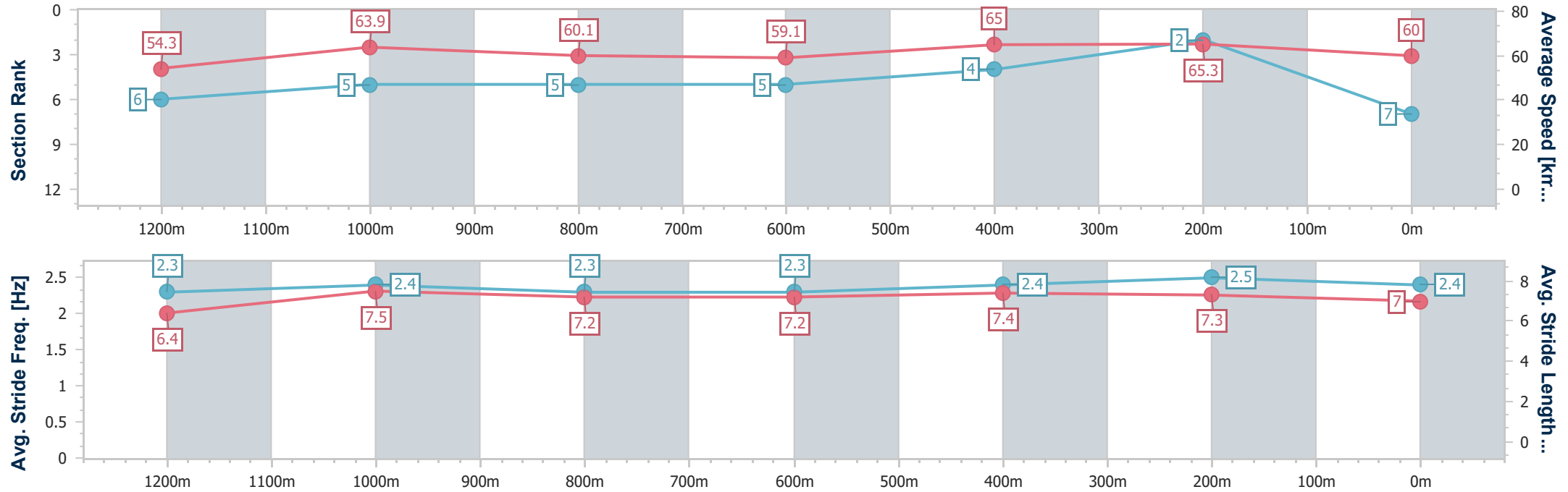


RockhamptonProfessional
Race 3: NEIL BAULCH MEMORIAL QTIS Three-Year-Old
Handicap - 1400m
20 June 2025 - 13:28



Track Rating: Soft 5, Weather: Fine, Rail Position: +0.5m Entire

Section	Overall	1200m	1000m	800m	600m	400m	200m						
Section Times	1:23.19 [7] (0:13.29)	1:09.90 [6] (0:11.25)	0:58.65 [5] (0:12.02)	0:46.63 [5] (0:12.40)	0:34.23 [5] (0:11.10)	0:23.13 [4] (0:11.03)	0:12.10 [2] (0:12.10)						
Average Speed [km/h]	54.3	63.9	60.1	59.1	65.0	65.3	60.0						
Top Speed [km/h]	66.3	66.3	62.5	62.1	67.0	67.2	63.4						
Avg. Dist. to Rail [m]	5.1	0.5	0.6	2.1	4.4	5.6	7.1						
Avg. Stride Freq. [Hz]	2.3	2.4	2.3	2.3	2.4	2.5	2.4						
Avg. Stride Length [m]	6.4	7.5	7.2	7.2	7.4	7.3	7.0						





Horse/Jockey Name	Kai Mondo
Final Rank	8
Fastest Section Time (Section)	0:11.12 (400m)
Top Speed [km/h] (Section)	67.0 (Overall)
Race State	Finished

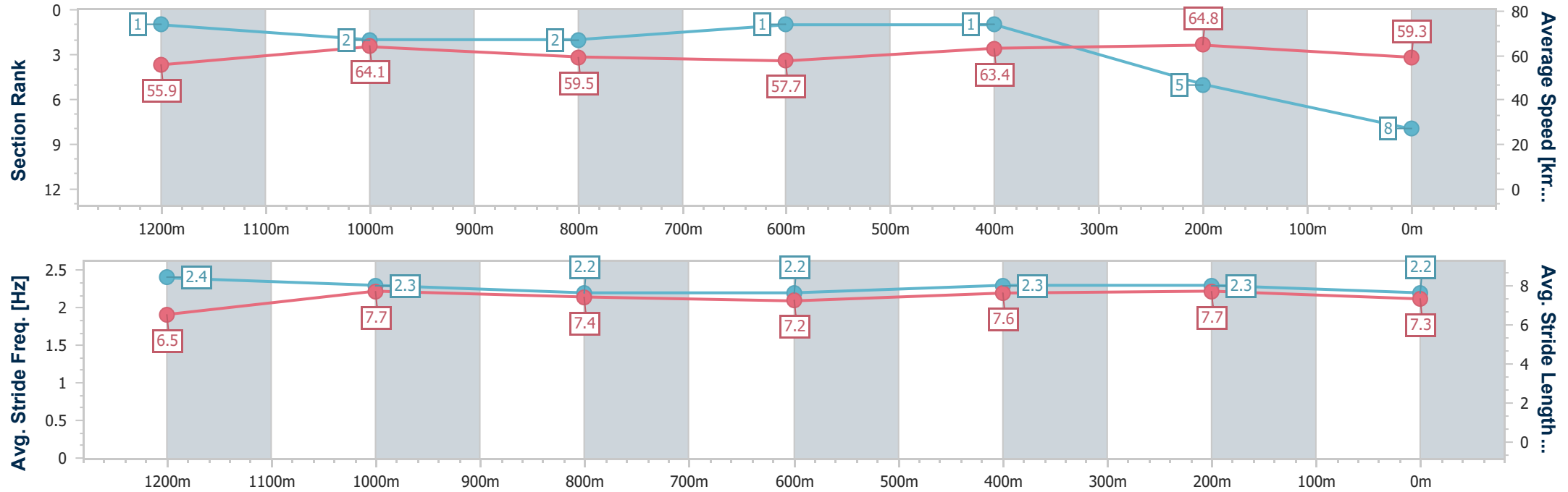


RockhamptonProfessional
Race 3: NEIL BAULCH MEMORIAL QTIS Three-Year-Old
Handicap - 1400m
20 June 2025 - 13:28



Track Rating: Soft 5, Weather: Fine, Rail Position: +0.5m Entire

Section	Overall	1200m	1000m	800m	600m	400m	200m						
Section Times	1:23.37 [8] (0:12.86)	1:10.51 [1] (0:11.23)	0:59.28 [2] (0:12.04)	0:47.24 [2] (0:12.52)	0:34.72 [1] (0:11.36)	0:23.36 [1] (0:11.12)	0:12.24 [5] (0:12.24)						
Average Speed [km/h]	55.9	64.1	59.5	57.7	63.4	64.8	59.3						
Top Speed [km/h]	67.0	66.9	61.8	58.9	66.5	66.4	63.0						
Avg. Dist. to Rail [m]	1.9	0.6	0.8	0.6	2.0	3.2	3.9						
Avg. Stride Freq. [Hz]	2.4	2.3	2.2	2.2	2.3	2.3	2.2						
Avg. Stride Length [m]	6.5	7.7	7.4	7.2	7.6	7.7	7.3						





Horse/Jockey Name	Spitzberg
Final Rank	9
Fastest Section Time (Section)	0:11.14 (400m)
Top Speed [km/h] (Section)	66.3 (Overall)
Race State	Finished

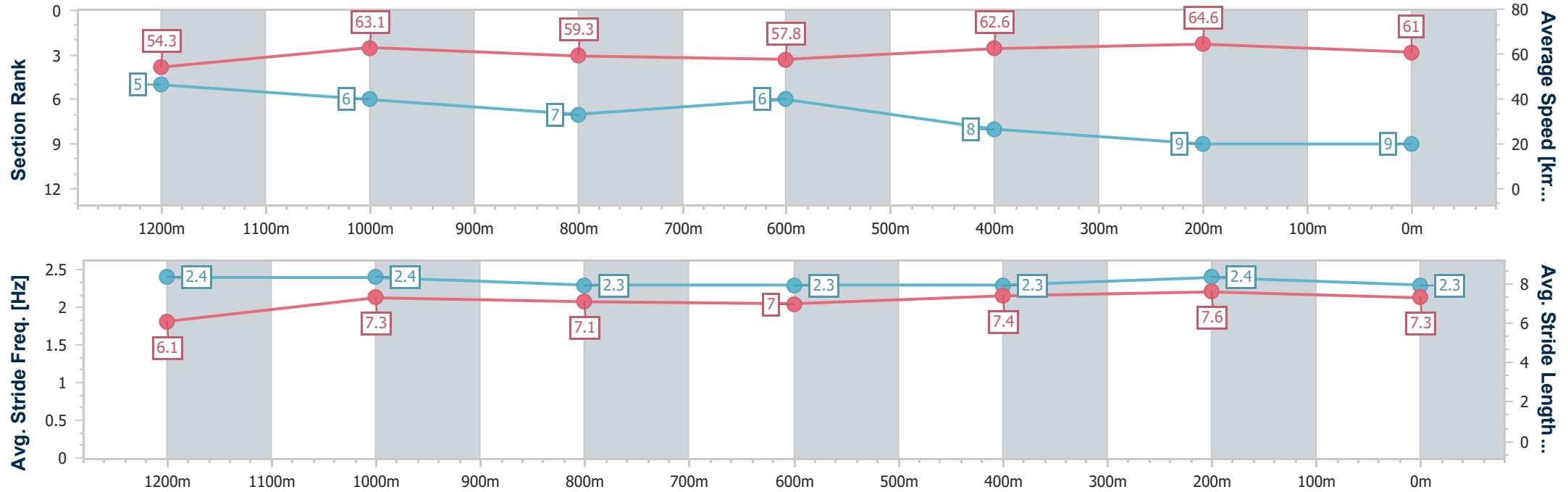


RockhamptonProfessional
Race 3: NEIL BAULCH MEMORIAL QTIS Three-Year-Old
Handicap - 1400m
20 June 2025 - 13:28



Track Rating: Soft 5, Weather: Fine, Rail Position: +0.5m Entire

Section	Overall	1200m	1000m	800m	600m	400m	200m						
Section Times	1:23.71 [9] (0:13.24)	1:10.47 [5] (0:11.40)	0:59.07 [6] (0:12.06)	0:47.01 [7] (0:12.45)	0:34.56 [6] (0:11.50)	0:23.06 [8] (0:11.14)	0:11.92 [9] (0:11.92)						
Average Speed [km/h]	54.3	63.1	59.3	57.8	62.6	64.6	61.0						
Top Speed [km/h]	66.3	65.6	62.6	58.8	65.8	65.5	63.7						
Avg. Dist. to Rail [m]	3.0	0.9	1.0	0.7	0.6	2.2	3.6						
Avg. Stride Freq. [Hz]	2.4	2.4	2.3	2.3	2.3	2.4	2.3						
Avg. Stride Length [m]	6.1	7.3	7.1	7.0	7.4	7.6	7.3						





Horse/Jockey Name	Caracristi
Final Rank	10
Fastest Section Time (Section)	0:11.30 (400m)
Top Speed [km/h] (Section)	65.4 (600m)
Race State	Finished

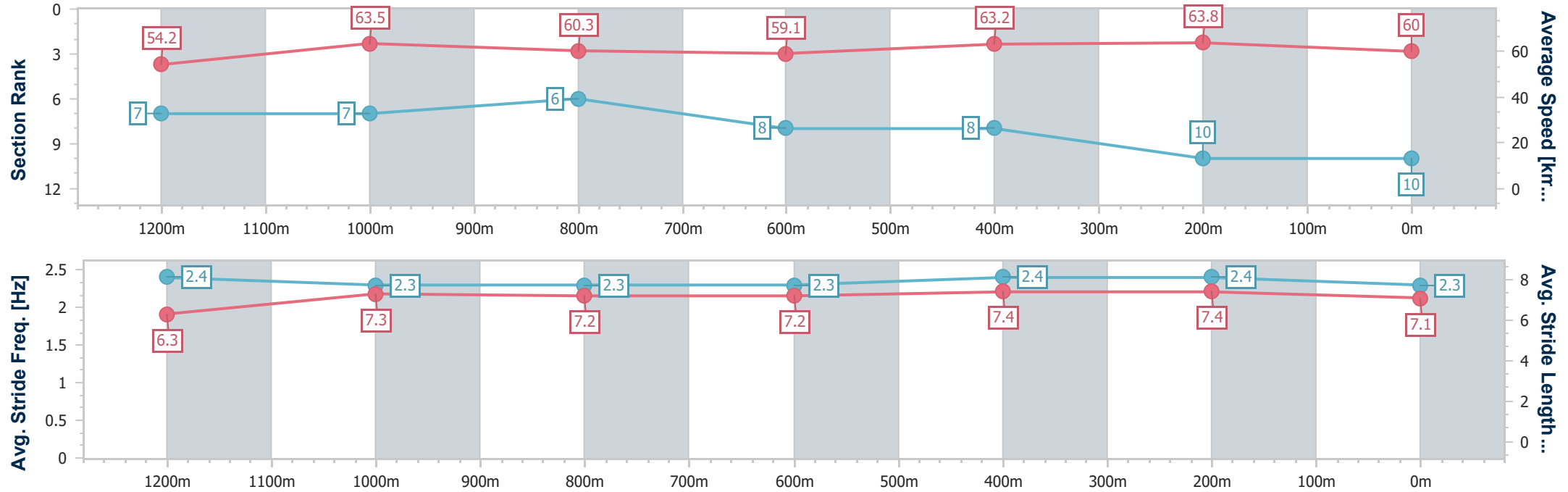


RockhamptonProfessional
Race 3: NEIL BAULCH MEMORIAL QTIS Three-Year-Old
Handicap - 1400m
20 June 2025 - 13:28



Track Rating: Soft 5, Weather: Fine, Rail Position: +0.5m Entire

Section	Overall	1200m	1000m	800m	600m	400m	200m						
Section Times	1:24.03 [10] (0:13.31)	1:10.72 [7] (0:11.36)	0:59.36 [7] (0:12.02)	0:47.34 [6] (0:12.54)	0:34.80 [8] (0:11.42)	0:23.38 [8] (0:11.30)	0:12.08 [10] (0:12.08)						
Average Speed [km/h]	54.2	63.5	60.3	59.1	63.2	63.8	60.0						
Top Speed [km/h]	64.9	65.3	62.1	60.8	65.4	65.4	62.4						
Avg. Dist. to Rail [m]	6.4	1.4	1.5	3.3	5.5	6.9	7.3						
Avg. Stride Freq. [Hz]	2.4	2.3	2.3	2.3	2.4	2.4	2.3						
Avg. Stride Length [m]	6.3	7.3	7.2	7.2	7.4	7.4	7.1						





Rockhampton Professional
Race 4: ACTON STAND OFFICIAL OPENING BENCHMARK 60 Handicap -
1802m
20 June 2025 - 14:05



Track Rating: Soft 5, Weather: Fine, Rail Position: +0.5m Entire

Section						Overall	1600m	1400m	1200m	1000m	800m	600m	Last 600m		
Field Times						1:49.59 (0:14.42)	1:35.17 (0:11.55)	1:23.62 (0:11.69)	1:11.93 (0:12.06)	0:59.87 (0:12.35)	0:47.52 (0:12.37)	0:35.15 (0:11.69)	0:35.15		
Rank	TAB	Horse/Jockey	Barrier	Top Speed [km/h]	Fastest Section										Distance Travelled [m]
1	3	YUKANUMA	3	64.6	0:11.42	1:49.59 [1]	1:34.79 [4]	1:22.92 [4]	1:11.10 [4]	0:58.97 [5]	0:46.98 [4]	0:34.88 [3]	0:34.88		
		Nikki Olzard		600m	600m	(0:14.80)	(0:11.87)	(0:11.82)	(0:12.13)	(0:11.99)	(0:12.10)	(0:11.42)			
2	8	WHATJEUDOIN'	5	64.7	0:11.27	1:49.66 [2]	1:34.79 [5]	1:22.95 [5]	1:11.10 [5]	0:59.05 [4]	0:46.87 [5]	0:34.60 [6]	0:34.60 +3		
		Kelsey Lenton		600m	600m	(0:14.87)	(0:11.84)	(0:11.85)	(0:12.05)	(0:12.18)	(0:12.27)	(0:11.27)			
3	2	PREPOTENT	7	65.0	0:11.33	1:49.67 [3]	1:34.91 [3]	1:23.24 [3]	1:11.50 [3]	0:59.43 [3]	0:47.16 [3]	0:34.87 [4]	0:34.87 +2		
		Chris McIver		600m	600m	(0:14.76)	(0:11.67)	(0:11.74)	(0:12.07)	(0:12.27)	(0:12.29)	(0:11.33)			
4	1	OUR TURN NOW	8	64.6	0:11.34	1:50.00 [4]	1:34.92 [6]	1:22.96 [6]	1:11.11 [6]	0:59.13 [6]	0:47.13 [6]	0:35.03 [5]	0:35.03 +6		
		Liv O'Donnell		400m	600m	(0:15.08)	(0:11.96)	(0:11.85)	(0:11.98)	(0:12.00)	(0:12.10)	(0:11.34)			
5	11	MILAGRO	10	65.8	0:11.23	1:50.09 [5]	1:34.55 [9]	1:22.26 [9]	1:10.21 [9]	0:58.39 [9]	0:46.53 [10]	0:34.49 [10]	0:34.49 +0		
		Tasha Chambers		600m	600m	(0:15.54)	(0:12.29)	(0:12.05)	(0:11.82)	(0:11.86)	(0:12.04)	(0:11.23)			
6	9	LATIN LOVE	11	64.8	0:11.37	1:50.29 [6]	1:34.98 [7]	1:23.20 [7]	1:11.35 [7]	0:59.38 [7]	0:47.34 [7]	0:35.08 [7]	0:35.08 +1		
		Tahlia Fenlon		600m	600m	(0:15.31)	(0:11.78)	(0:11.85)	(0:11.97)	(0:12.04)	(0:12.26)	(0:11.37)			
7	4	REPLACE THE ACE	4	63.8	0:11.56	1:50.42 [7]	1:35.92 [2]	1:24.19 [2]	1:12.60 [2]	1:00.49 [2]	0:48.12 [2]	0:35.77 [2]	0:35.77 +1		
		Ashley Butler		600m	600m	(0:14.50)	(0:11.73)	(0:11.59)	(0:12.11)	(0:12.37)	(0:12.35)	(0:11.56)			
8	7	MAGIC GAME	1	64.9	0:11.32	1:50.46 [8]	1:34.54 [11]	1:22.24 [11]	1:10.29 [11]	0:58.51 [11]	0:46.84 [11]	0:34.82 [11]	0:34.82 -3		
		Justin Stanley		600m	600m	(0:15.92)	(0:12.30)	(0:11.95)	(0:11.78)	(0:11.67)	(0:12.02)	(0:11.32)			
9	12	SADDLES	9	64.7	0:11.35	1:50.49 [9]	1:34.69 [10]	1:22.40 [10]	1:10.41 [10]	0:58.79 [10]	0:47.11 [8]	0:34.99 [9]	0:34.99 +4		
		Raul Silvera Olivera		400m	600m	(0:15.80)	(0:12.29)	(0:11.99)	(0:11.62)	(0:11.68)	(0:12.12)	(0:11.35)			
10	5	CRAIGLEA LA VIE	2	65.5	0:11.29	1:50.53 [10]	1:35.10 [8]	1:22.87 [8]	1:10.89 [8]	0:58.99 [8]	0:47.05 [9]	0:35.12 [8]	0:35.12 -11		
		Hannah Richardson		600m	600m	(0:15.43)	(0:12.23)	(0:11.98)	(0:11.90)	(0:11.94)	(0:11.93)	(0:11.29)			

Scratched: Labarna (#6)



Rockhampton Professional
Race 4: ACTON STAND OFFICIAL OPENING BENCHMARK 60 Handicap -
1802m

20 June 2025 - 14:05



Track Rating: Soft 5, Weather: Fine, Rail Position: +0.5m Entire

Section						Overall	1600m	1400m	1200m	1000m	800m	600m	Last 600m		
Field Times						1:49.59 (0:14.42)	1:35.17 (0:11.55)	1:23.62 (0:11.69)	1:11.93 (0:12.06)	0:59.87 (0:12.35)	0:47.52 (0:12.37)	0:35.15 (0:11.69)	0:35.15		
Rank	TAB	Horse/Jockey	Barrier	Top Speed [km/h]	Fastest Section										Distance Travelled [m]
11	10	MERLOMANN	6	63.4	0:11.55	1:50.95 [11]	1:36.53 [1]	1:24.98 [1]	1:13.29 [1]	1:01.23 [1]	0:48.88 [1]	0:36.51 [1]	0:36.51	+4	
		Olivia Kendal		1400m	1600m	(0:14.42)	(0:11.55)	(0:11.69)	(0:12.06)	(0:12.35)	(0:12.37)	(0:11.79)			

Scratched: Labarna (#6)



Rockhampton Professional
Race 4: ACTON STAND OFFICIAL OPENING BENCHMARK 60 Handicap -
1802m

20 June 2025 - 14:05



Track Rating: Soft 5, Weather: Fine, Rail Position: +0.5m Entire

Section						400m	200m			Last 600m
Field Times						0:23.46 (0:11.45)	0:12.01 (0:12.01)			0:35.15
Rank	TAB	Horse/Jockey	Barrier	Top Speed [km/h]	Fastest Section			Margin		
1	3	YUKANUMA	3	64.6	0:11.42	0:23.46 [2]	0:11.99 [2]	1:49.59	0:34.88	
		Nikki Olzard		600m	600m	(0:11.47)	(0:11.99)			
2	8	WHATJEUDON'	5	64.7	0:11.27	0:23.33 [6]	0:11.83 [3]	0.42L	0:34.60 +3	
		Kelsey Lenton		600m	600m	(0:11.50)	(0:11.83)			
3	2	PREPOTENT	7	65.0	0:11.33	0:23.54 [1]	0:12.09 [1]	0.46L	0:34.87 +2	
		Chris McIver		600m	600m	(0:11.45)	(0:12.09)			
4	1	OUR TURN NOW	8	64.6	0:11.34	0:23.69 [5]	0:12.12 [4]	2.45L	0:35.03 +6	
		Liv O'Donnell		400m	600m	(0:11.57)	(0:12.12)			
5	11	MILAGRO	10	65.8	0:11.23	0:23.26 [9]	0:11.85 [7]	2.97L	0:34.49 +0	
		Tasha Chambers		600m	600m	(0:11.41)	(0:11.85)			
6	9	LATIN LOVE	11	64.8	0:11.37	0:23.71 [7]	0:12.14 [6]	4.14L	0:35.08 +1	
		Tahlia Fenlon		600m	600m	(0:11.57)	(0:12.14)			
7	4	REPLACE THE ACE	4	63.8	0:11.56	0:24.21 [3]	0:12.53 [5]	4.91L	0:35.77 +1	
		Ashley Butler		600m	600m	(0:11.68)	(0:12.53)			
8	7	MAGIC GAME	1	64.9	0:11.32	0:23.50 [11]	0:11.86 [11]	5.13L	0:34.82 -3	
		Justin Stanley		600m	600m	(0:11.64)	(0:11.86)			
9	12	SADDLES	9	64.7	0:11.35	0:23.64 [10]	0:12.10 [9]	5.31L	0:34.99 +4	
		Raul Silvera Olivera		400m	600m	(0:11.54)	(0:12.10)			
10	5	CRAIGLEA LA VIE	2	65.5	0:11.29	0:23.83 [8]	0:12.10 [10]	5.52L	0:35.12 -11	
		Hannah Richardson		600m	600m	(0:11.73)	(0:12.10)			

Scratched: Labarna (#6)

Report Created: Fri 20 June 2025 14:34 GMT+10 (Note: Timing is based on position data)

Page 3/15

[] Ranking at each section and finish
-:-:- No data available at this section
NA No data available

SCN Saddle cloth number
DNF Did not finish
DNT Did not track

data processed by  TRIPLESDATA



Rockhampton Professional
Race 4: ACTON STAND OFFICIAL OPENING BENCHMARK 60 Handicap -
1802m
20 June 2025 - 14:05



Track Rating: Soft 5, Weather: Fine, Rail Position: +0.5m Entire

Section		400m		200m		Last 600m	
Field Times		0:23.46 (0:11.45)		0:12.01 (0:12.01)		0:35.15	
Rank	TAB Horse/Jockey	Barrier	Top Speed [km/h]	Fastest Section	Margin		Distance Travelled [m]
11	10 MERLOMANN	6	63.4	0:11.55	0:24.72 [4]	0:12.61 [8]	8L
	Olivia Kendal		1400m	1600m	(0:12.11)	(0:12.61)	
							0:36.51 +4

Scratched: Labarna (#6)



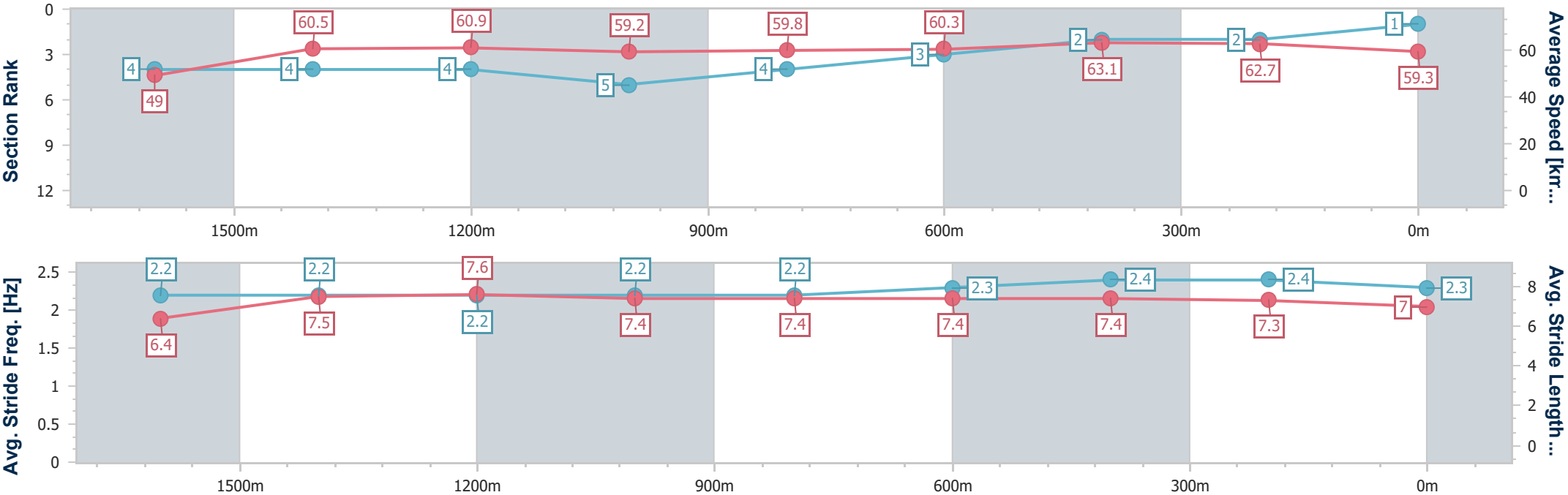
Horse/Jockey Name	Yukanuma
Final Rank	1
Fastest Section Time (Section)	0:11.42 (600m)
Top Speed [km/h] (Section)	64.6 (600m)
Race State	Finished



RockhamptonProfessional
Race 4: ACTON STAND OFFICIAL OPENING BENCHMARK 60
Handicap - 1802m
20 June 2025 - 14:05
Track Rating: Soft 5, Weather: Fine, Rail Position: +0.5m Entire



Section	Overall	1600m	1400m	1200m	1000m	800m	600m	400m	200m			
Section Times	1:49.59 [1] (0:14.80)	1:34.79 [4] (0:11.87)	1:22.92 [4] (0:11.82)	1:11.10 [4] (0:12.13)	0:58.97 [5] (0:11.99)	0:46.98 [4] (0:12.10)	0:34.88 [3] (0:11.42)	0:23.46 [2] (0:11.47)	0:11.99 [2] (0:11.99)			
Average Speed [km/h]	49.0	60.5	60.9	59.2	59.8	60.3	63.1	62.7	59.3			
Top Speed [km/h]	59.2	61.3	61.2	60.9	61.0	62.0	64.6	64.3	61.5			
Avg. Dist. to Rail [m]	4.3	1.6	1.3	1.1	0.7	1.6	2.7	3.7	4.9			
Avg. Stride Freq. [Hz]	2.2	2.2	2.2	2.2	2.2	2.3	2.4	2.4	2.3			
Avg. Stride Length [m]	6.4	7.5	7.6	7.4	7.4	7.4	7.4	7.3	7.0			





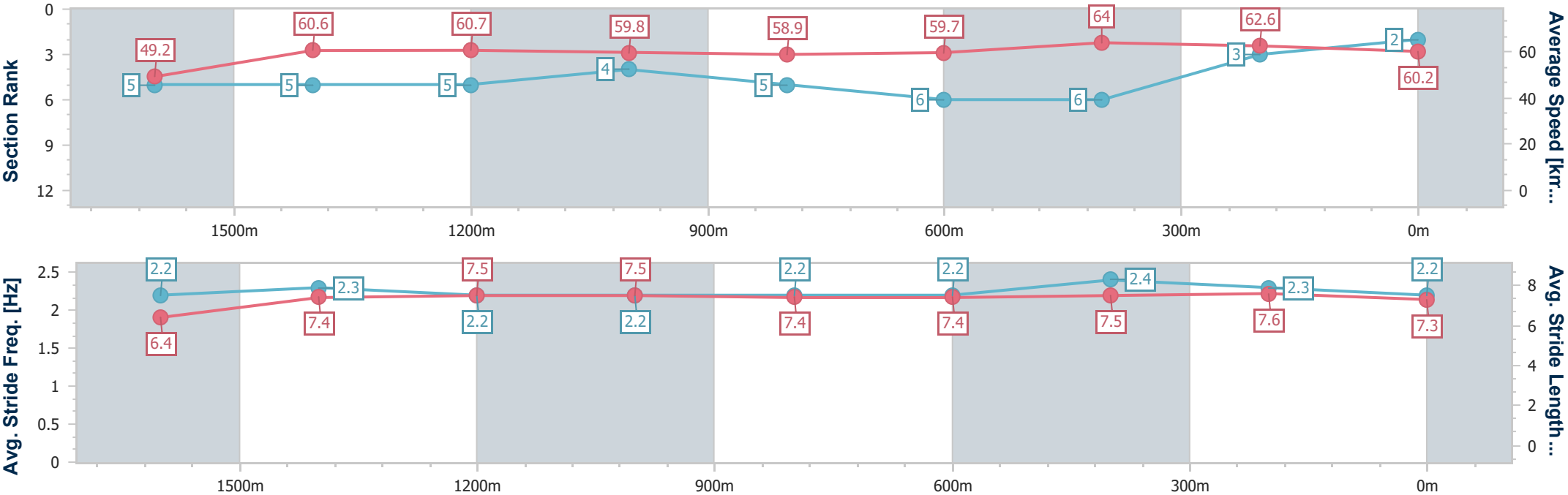
Horse/Jockey Name	Whatjeudoin'
Final Rank	2
Fastest Section Time (Section)	0:11.27 (600m)
Top Speed [km/h] (Section)	64.7 (600m)
Race State	Finished



RockhamptonProfessional
Race 4: ACTON STAND OFFICIAL OPENING BENCHMARK 60
Handicap - 1802m
20 June 2025 - 14:05
Track Rating: Soft 5, Weather: Fine, Rail Position: +0.5m Entire



Section	Overall	1600m	1400m	1200m	1000m	800m	600m	400m	200m			
Section Times	1:49.66 [2] (0:14.87)	1:34.79 [5] (0:11.84)	1:22.95 [5] (0:11.85)	1:11.10 [5] (0:12.05)	0:59.05 [4] (0:12.18)	0:46.87 [5] (0:12.27)	0:34.60 [6] (0:11.27)	0:23.33 [6] (0:11.50)	0:11.83 [3] (0:11.83)			
Average Speed [km/h]	49.2	60.6	60.7	59.8	58.9	59.7	64.0	62.6	60.2			
Top Speed [km/h]	59.8	61.6	61.0	61.2	60.5	63.2	64.7	63.8	61.2			
Avg. Dist. to Rail [m]	4.9	1.0	0.9	0.7	0.5	2.2	5.3	7.2	7.0			
Avg. Stride Freq. [Hz]	2.2	2.3	2.2	2.2	2.2	2.2	2.4	2.3	2.2			
Avg. Stride Length [m]	6.4	7.4	7.5	7.5	7.4	7.4	7.5	7.6	7.3			





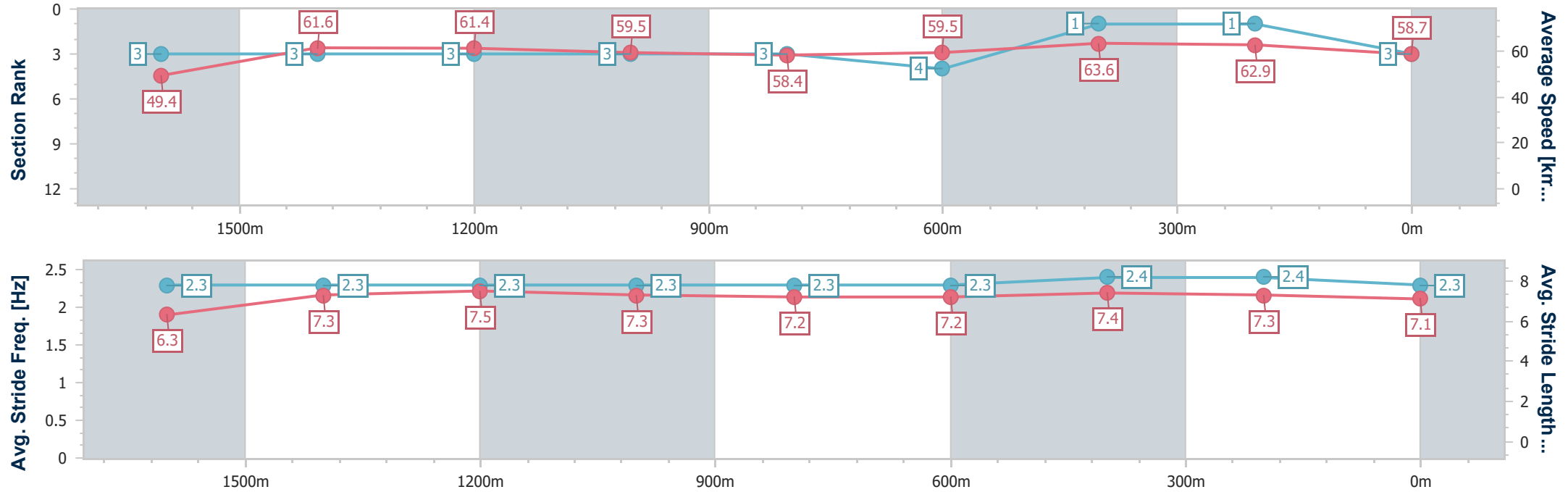
Horse/Jockey Name	Prepotent
Final Rank	3
Fastest Section Time (Section)	0:11.33 (600m)
Top Speed [km/h] (Section)	65.0 (600m)
Race State	Finished



RockhamptonProfessional
Race 4: ACTON STAND OFFICIAL OPENING BENCHMARK 60
Handicap - 1802m
20 June 2025 - 14:05
Track Rating: Soft 5, Weather: Fine, Rail Position: +0.5m Entire



Section	Overall	1600m	1400m	1200m	1000m	800m	600m	400m	200m				
Section Times	1:49.67 [3] (0:14.76)	1:34.91 [3] (0:11.67)	1:23.24 [3] (0:11.74)	1:11.50 [3] (0:12.07)	0:59.43 [3] (0:12.27)	0:47.16 [3] (0:12.29)	0:34.87 [4] (0:11.33)	0:23.54 [1] (0:11.45)	0:12.09 [1] (0:12.09)				
Average Speed [km/h]	49.4	61.6	61.4	59.5	58.4	59.5	63.6	62.9	58.7				
Top Speed [km/h]	62.1	62.4	62.0	60.8	59.5	61.2	65.0	64.7	61.0				
Avg. Dist. to Rail [m]	5.7	1.7	1.9	1.6	1.1	2.0	3.9	5.2	5.8				
Avg. Stride Freq. [Hz]	2.3	2.3	2.3	2.3	2.3	2.3	2.4	2.4	2.3				
Avg. Stride Length [m]	6.3	7.3	7.5	7.3	7.2	7.2	7.4	7.3	7.1				





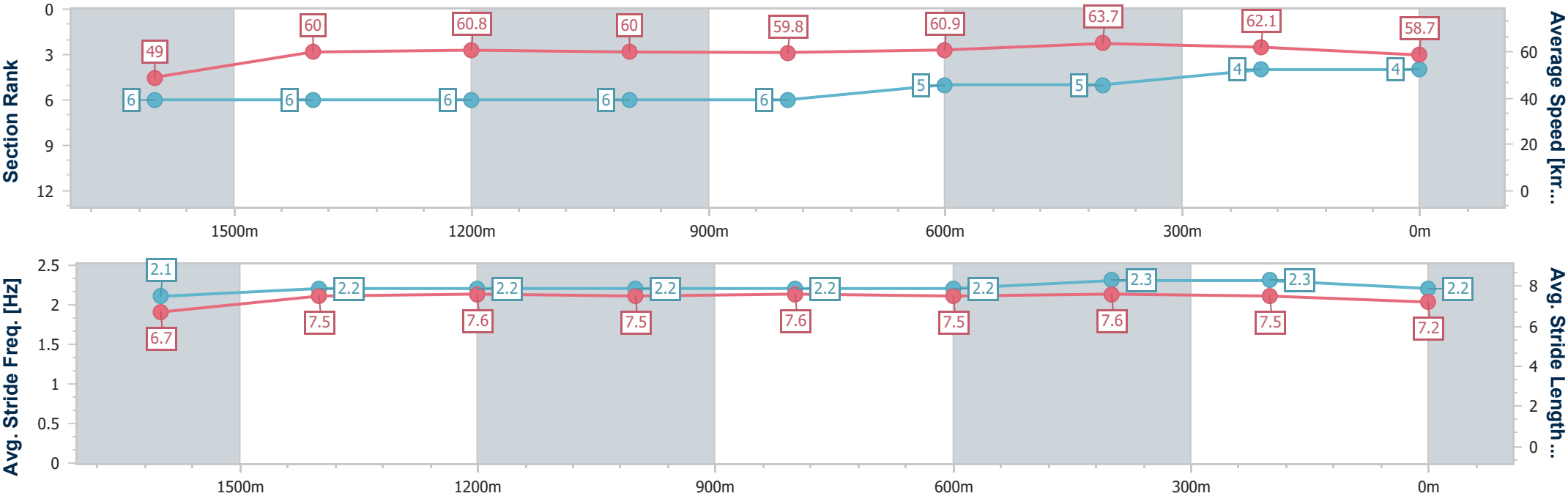
Horse/Jockey Name	Our Turn Now
Final Rank	4
Fastest Section Time (Section)	0:11.34 (600m)
Top Speed [km/h] (Section)	64.6 (400m)
Race State	Finished



RockhamptonProfessional
Race 4: ACTON STAND OFFICIAL OPENING BENCHMARK 60
Handicap - 1802m
20 June 2025 - 14:05
Track Rating: Soft 5, Weather: Fine, Rail Position: +0.5m Entire



Section	Overall	1600m	1400m	1200m	1000m	800m	600m	400m	200m			
Section Times	1:50.00 [4] (0:15.08)	1:34.92 [6] (0:11.96)	1:22.96 [6] (0:11.85)	1:11.11 [6] (0:11.98)	0:59.13 [6] (0:12.00)	0:47.13 [6] (0:12.10)	0:35.03 [5] (0:11.34)	0:23.69 [5] (0:11.57)	0:12.12 [4] (0:12.12)			
Average Speed [km/h]	49.0	60.0	60.8	60.0	59.8	60.9	63.7	62.1	58.7			
Top Speed [km/h]	59.1	60.5	61.1	61.0	61.3	62.4	64.6	64.6	60.3			
Avg. Dist. to Rail [m]	6.8	1.6	1.6	1.2	0.8	2.9	6.2	7.1	6.8			
Avg. Stride Freq. [Hz]	2.1	2.2	2.2	2.2	2.2	2.2	2.3	2.3	2.2			
Avg. Stride Length [m]	6.7	7.5	7.6	7.5	7.6	7.5	7.6	7.5	7.2			





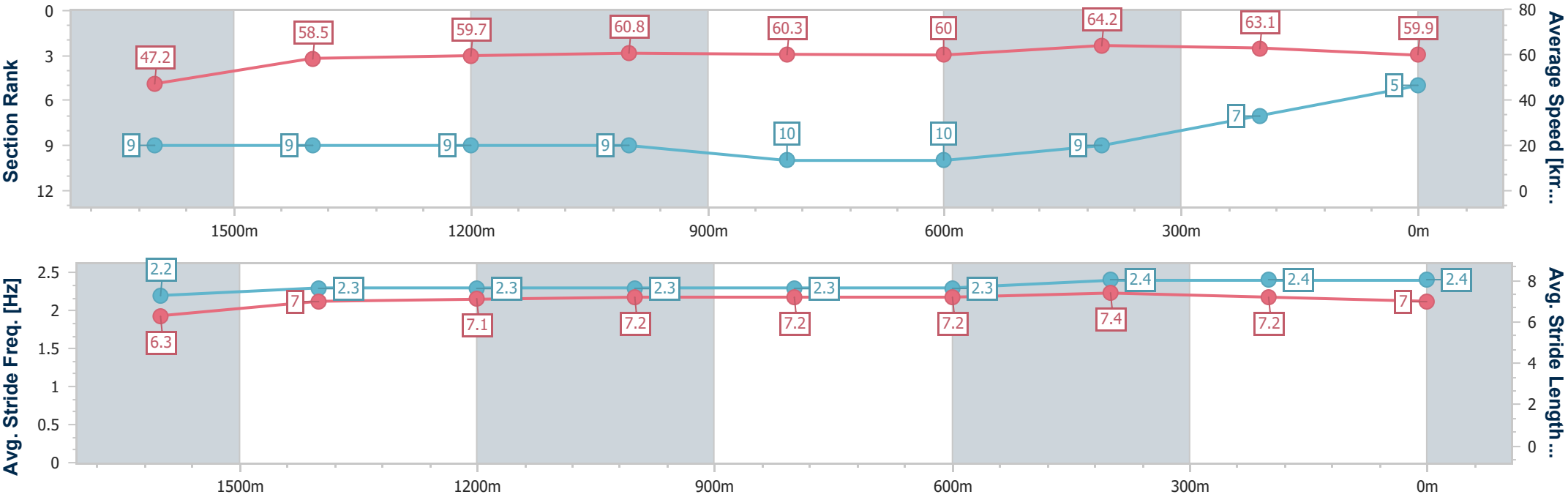
Horse/Jockey Name	Milagro
Final Rank	5
Fastest Section Time (Section)	0:11.23 (600m)
Top Speed [km/h] (Section)	65.8 (600m)
Race State	Finished



RockhamptonProfessional
Race 4: ACTON STAND OFFICIAL OPENING BENCHMARK 60
Handicap - 1802m
20 June 2025 - 14:05
Track Rating: Soft 5, Weather: Fine, Rail Position: +0.5m Entire



Section	Overall	1600m	1400m	1200m	1000m	800m	600m	400m	200m				
Section Times	1:50.09 [5] (0:15.54)	1:34.55 [9] (0:12.29)	1:22.26 [9] (0:12.05)	1:10.21 [9] (0:11.82)	0:58.39 [9] (0:11.86)	0:46.53 [10] (0:12.04)	0:34.49 [10] (0:11.23)	0:23.26 [9] (0:11.41)	0:11.85 [7] (0:11.85)				
Average Speed [km/h]	47.2	58.5	59.7	60.8	60.3	60.0	64.2	63.1	59.9				
Top Speed [km/h]	57.5	60.3	60.5	61.5	61.8	62.6	65.8	65.3	62.0				
Avg. Dist. to Rail [m]	7.1	1.9	1.4	1.3	1.0	0.8	2.1	2.4	3.2				
Avg. Stride Freq. [Hz]	2.2	2.3	2.3	2.3	2.3	2.3	2.4	2.4	2.4				
Avg. Stride Length [m]	6.3	7.0	7.1	7.2	7.2	7.2	7.4	7.2	7.0				





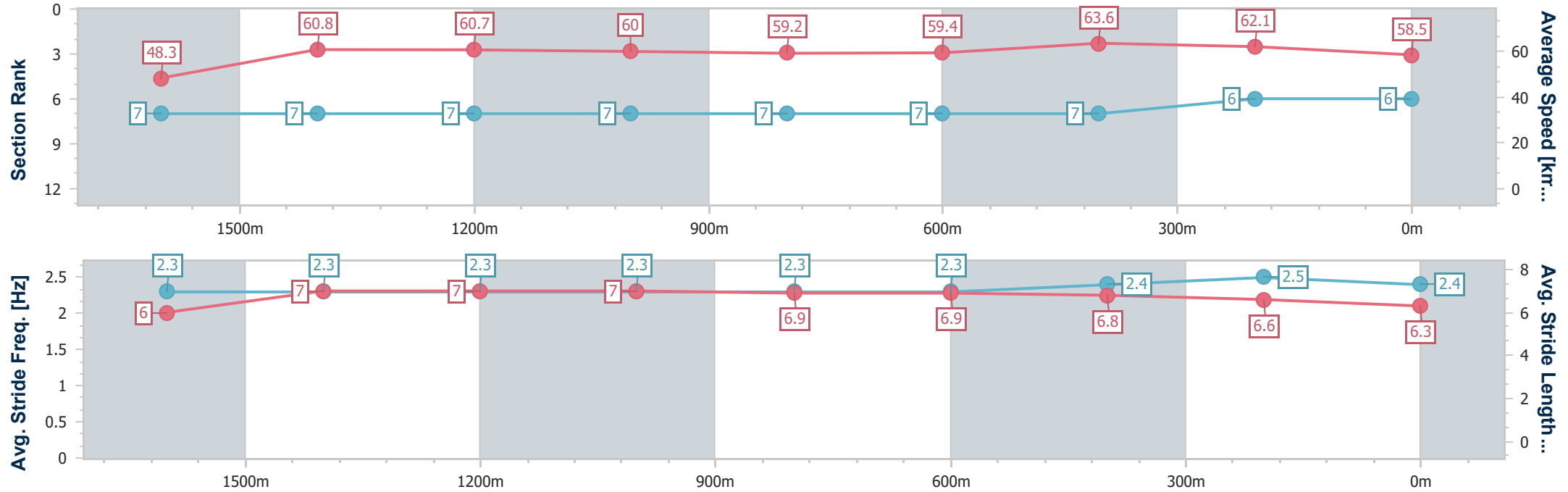
Horse/Jockey Name	Latin Love
Final Rank	6
Fastest Section Time (Section)	0:11.37 (600m)
Top Speed [km/h] (Section)	64.8 (600m)
Race State	Finished



RockhamptonProfessional
Race 4: ACTON STAND OFFICIAL OPENING BENCHMARK 60
Handicap - 1802m
20 June 2025 - 14:05
Track Rating: Soft 5, Weather: Fine, Rail Position: +0.5m Entire



Section	Overall	1600m	1400m	1200m	1000m	800m	600m	400m	200m				
Section Times	1:50.29 [6] (0:15.31)	1:34.98 [7] (0:11.78)	1:23.20 [7] (0:11.85)	1:11.35 [7] (0:11.97)	0:59.38 [7] (0:12.04)	0:47.34 [7] (0:12.26)	0:35.08 [7] (0:11.37)	0:23.71 [7] (0:11.57)	0:12.14 [6] (0:12.14)				
Average Speed [km/h]	48.3	60.8	60.7	60.0	59.2	59.4	63.6	62.1	58.5				
Top Speed [km/h]	58.6	62.3	61.7	61.4	60.6	61.9	64.8	63.8	59.6				
Avg. Dist. to Rail [m]	8.2	2.7	2.5	2.2	1.8	1.5	6.3	8.6	8.8				
Avg. Stride Freq. [Hz]	2.3	2.3	2.3	2.3	2.3	2.3	2.4	2.5	2.4				
Avg. Stride Length [m]	6.0	7.0	7.0	7.0	6.9	6.9	6.8	6.6	6.3				





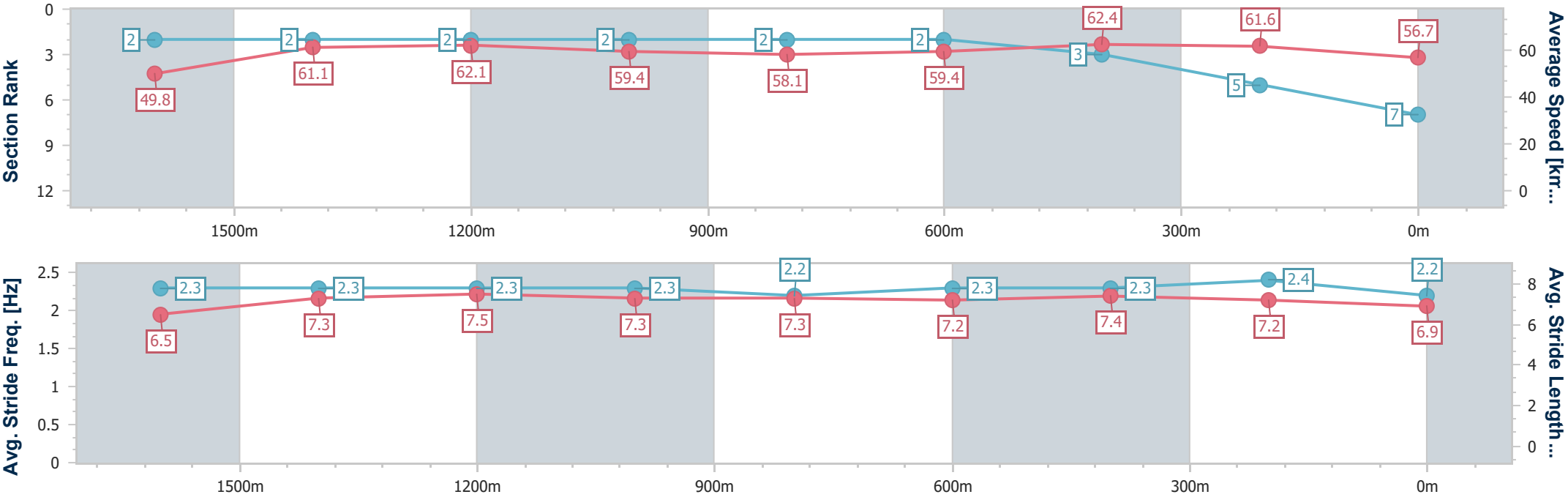
Horse/Jockey Name	Replace The Ace
Final Rank	7
Fastest Section Time (Section)	0:11.56 (600m)
Top Speed [km/h] (Section)	63.8 (600m)
Race State	Finished



RockhamptonProfessional
Race 4: ACTON STAND OFFICIAL OPENING BENCHMARK 60
Handicap - 1802m
20 June 2025 - 14:05
Track Rating: Soft 5, Weather: Fine, Rail Position: +0.5m Entire



Section	Overall	1600m	1400m	1200m	1000m	800m	600m	400m	200m				
Section Times	1:50.42 [7] (0:14.50)	1:35.92 [2] (0:11.73)	1:24.19 [2] (0:11.59)	1:12.60 [2] (0:12.11)	1:00.49 [2] (0:12.37)	0:48.12 [2] (0:12.35)	0:35.77 [2] (0:11.56)	0:24.21 [3] (0:11.68)	0:12.53 [5] (0:12.53)				
Average Speed [km/h]	49.8	61.1	62.1	59.4	58.1	59.4	62.4	61.6	56.7				
Top Speed [km/h]	60.4	62.8	62.7	60.8	59.7	60.6	63.8	63.8	58.4				
Avg. Dist. to Rail [m]	4.8	1.9	1.1	0.5	0.5	2.1	3.1	3.9	5.3				
Avg. Stride Freq. [Hz]	2.3	2.3	2.3	2.3	2.2	2.3	2.3	2.4	2.2				
Avg. Stride Length [m]	6.5	7.3	7.5	7.3	7.3	7.2	7.4	7.2	6.9				





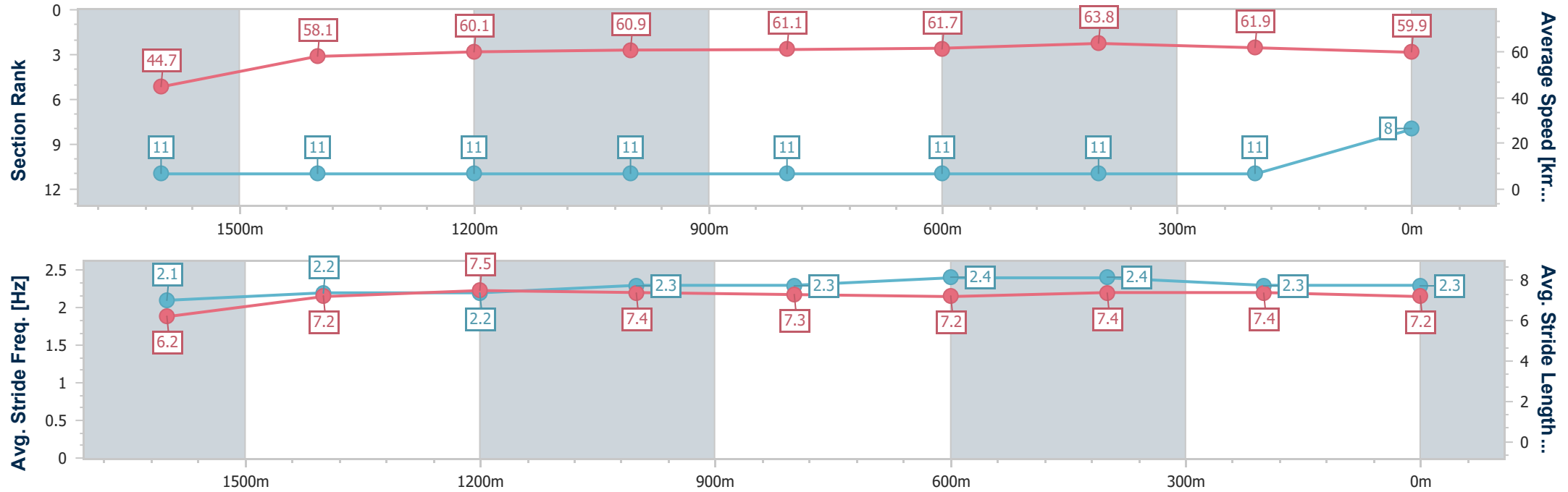
Horse/Jockey Name	Magic Game
Final Rank	8
Fastest Section Time (Section)	0:11.32 (600m)
Top Speed [km/h] (Section)	64.9 (600m)
Race State	Finished



RockhamptonProfessional
Race 4: ACTON STAND OFFICIAL OPENING BENCHMARK 60
Handicap - 1802m
20 June 2025 - 14:05
Track Rating: Soft 5, Weather: Fine, Rail Position: +0.5m Entire



Section	Overall	1600m	1400m	1200m	1000m	800m	600m	400m	200m				
Section Times	1:50.46 [8] (0:15.92)	1:34.54 [11] (0:12.30)	1:22.24 [11] (0:11.95)	1:10.29 [11] (0:11.78)	0:58.51 [11] (0:11.67)	0:46.84 [11] (0:12.02)	0:34.82 [11] (0:11.32)	0:23.50 [11] (0:11.64)	0:11.86 [11] (0:11.86)				
Average Speed [km/h]	44.7	58.1	60.1	60.9	61.1	61.7	63.8	61.9	59.9				
Top Speed [km/h]	56.9	60.2	60.5	62.0	62.6	63.0	64.9	63.8	60.5				
Avg. Dist. to Rail [m]	5.7	5.2	4.2	3.5	2.2	3.6	5.9	7.8	8.9				
Avg. Stride Freq. [Hz]	2.1	2.2	2.2	2.3	2.3	2.4	2.4	2.3	2.3				
Avg. Stride Length [m]	6.2	7.2	7.5	7.4	7.3	7.2	7.4	7.4	7.2				





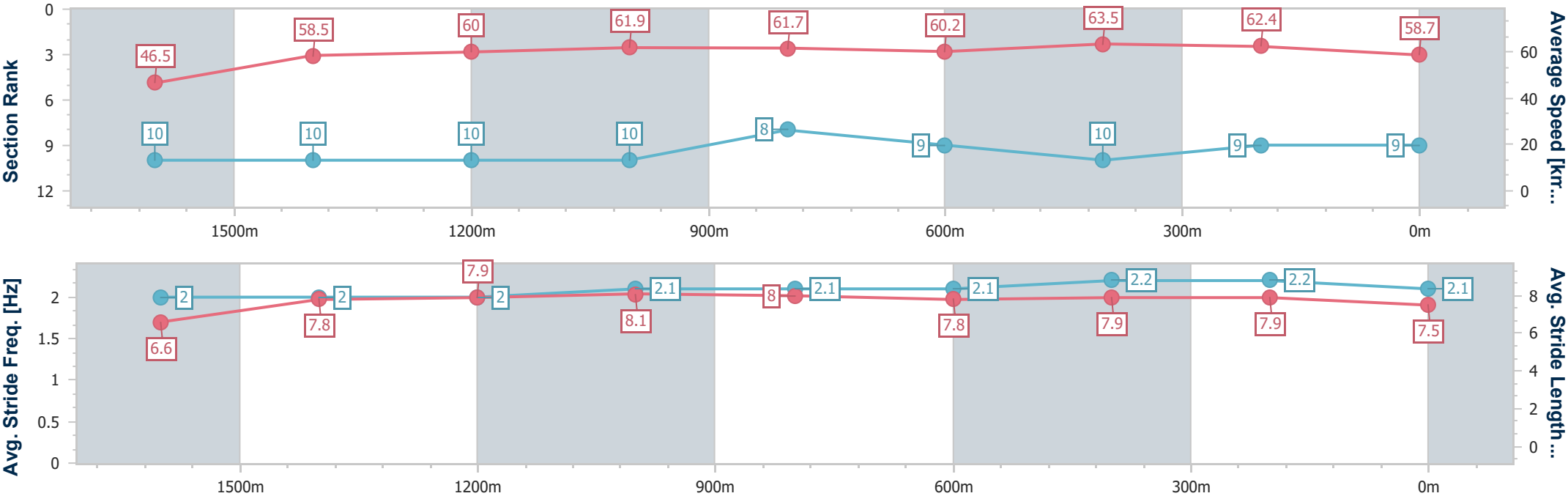
Horse/Jockey Name	Saddles
Final Rank	9
Fastest Section Time (Section)	0:11.35 (600m)
Top Speed [km/h] (Section)	64.7 (400m)
Race State	Finished



RockhamptonProfessional
Race 4: ACTON STAND OFFICIAL OPENING BENCHMARK 60
Handicap - 1802m
20 June 2025 - 14:05
Track Rating: Soft 5, Weather: Fine, Rail Position: +0.5m Entire



Section	Overall	1600m	1400m	1200m	1000m	800m	600m	400m	200m				
Section Times	1:50.49 [9] (0:15.80)	1:34.69 [10] (0:12.29)	1:22.40 [10] (0:11.99)	1:10.41 [10] (0:11.62)	0:58.79 [10] (0:11.68)	0:47.11 [8] (0:12.12)	0:34.99 [9] (0:11.35)	0:23.64 [10] (0:11.54)	0:12.10 [9] (0:12.10)				
Average Speed [km/h]	46.5	58.5	60.0	61.9	61.7	60.2	63.5	62.4	58.7				
Top Speed [km/h]	57.3	59.9	60.5	62.6	62.3	62.3	64.6	64.7	60.3				
Avg. Dist. to Rail [m]	6.6	0.8	0.5	0.4	0.3	1.7	3.5	6.1	6.8				
Avg. Stride Freq. [Hz]	2.0	2.0	2.0	2.1	2.1	2.1	2.2	2.2	2.1				
Avg. Stride Length [m]	6.6	7.8	7.9	8.1	8.0	7.8	7.9	7.9	7.5				





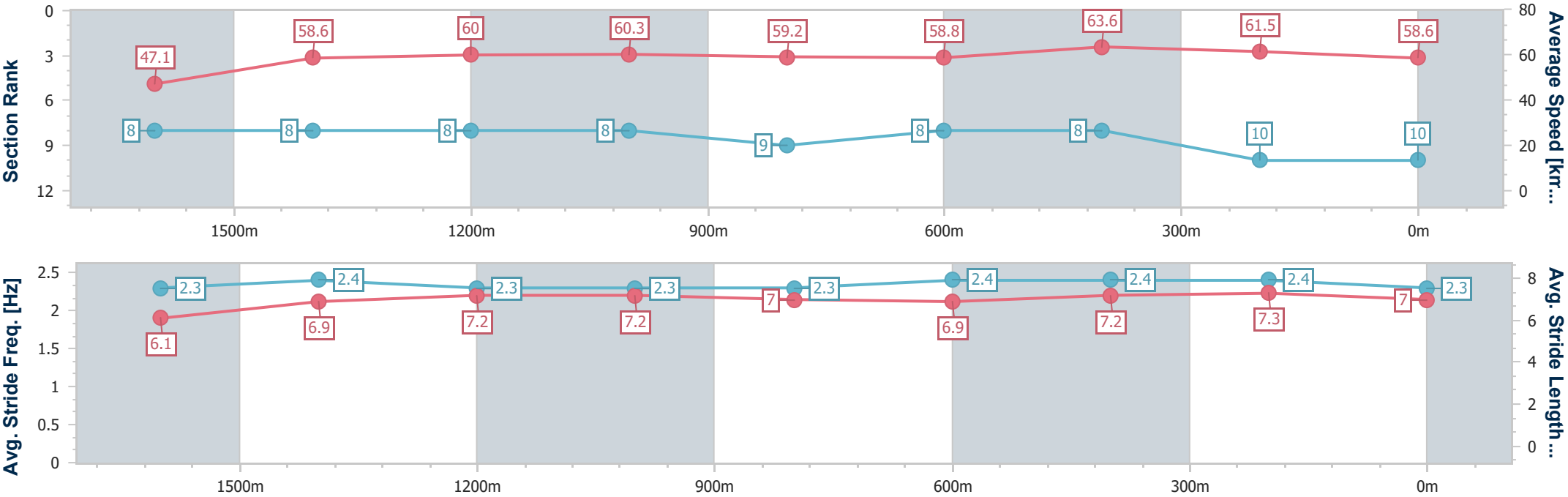
Horse/Jockey Name	Craiglea La Vie
Final Rank	10
Fastest Section Time (Section)	0:11.29 (600m)
Top Speed [km/h] (Section)	65.5 (600m)
Race State	Finished



RockhamptonProfessional
Race 4: ACTON STAND OFFICIAL OPENING BENCHMARK 60
Handicap - 1802m
20 June 2025 - 14:05
Track Rating: Soft 5, Weather: Fine, Rail Position: +0.5m Entire



Section	Overall	1600m	1400m	1200m	1000m	800m	600m	400m	200m				
Section Times	1:50.53 [10] (0:15.43)	1:35.10 [8] (0:12.23)	1:22.87 [8] (0:11.98)	1:10.89 [8] (0:11.90)	0:58.99 [8] (0:11.94)	0:47.05 [9] (0:11.93)	0:35.12 [8] (0:11.29)	0:23.83 [8] (0:11.73)	0:12.10 [10] (0:12.10)				
Average Speed [km/h]	47.1	58.6	60.0	60.3	59.2	58.8	63.6	61.5	58.6				
Top Speed [km/h]	57.8	60.1	60.7	61.2	60.4	60.9	65.5	63.4	60.4				
Avg. Dist. to Rail [m]	4.4	2.5	2.1	1.9	2.9	3.0	0.9	3.8	4.8				
Avg. Stride Freq. [Hz]	2.3	2.4	2.3	2.3	2.3	2.4	2.4	2.4	2.3				
Avg. Stride Length [m]	6.1	6.9	7.2	7.2	7.0	6.9	7.2	7.3	7.0				





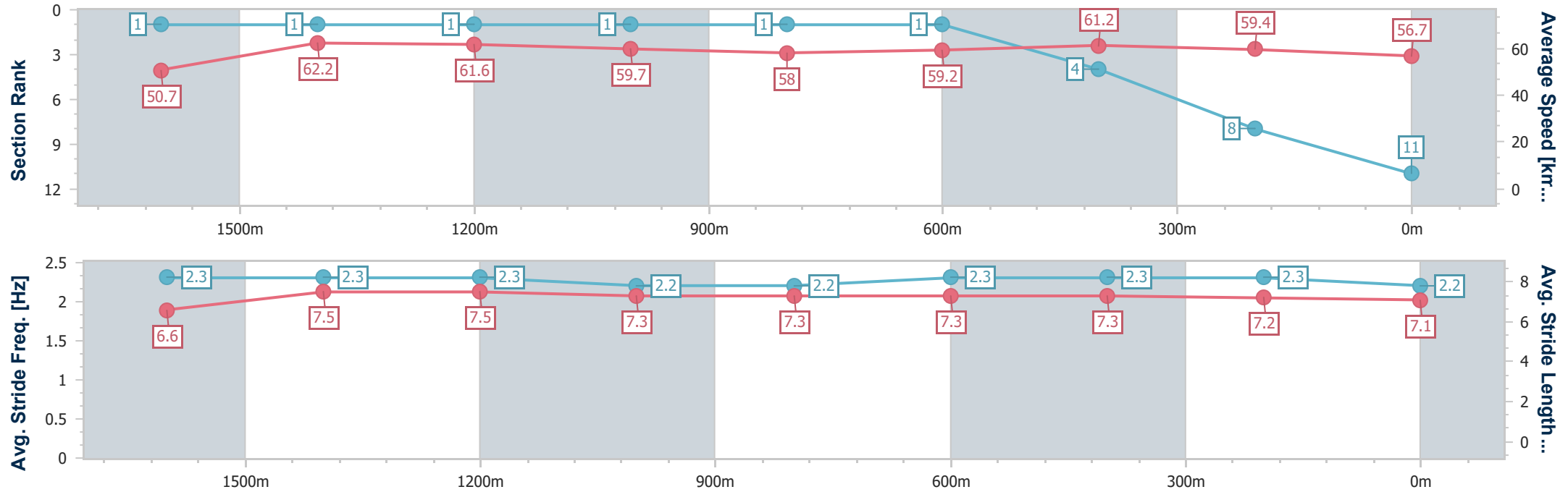
Horse/Jockey Name	Merlomann
Final Rank	11
Fastest Section Time (Section)	0:11.55 (1600m)
Top Speed [km/h] (Section)	63.4 (1400m)
Race State	Finished



RockhamptonProfessional
Race 4: ACTON STAND OFFICIAL OPENING BENCHMARK 60
Handicap - 1802m
20 June 2025 - 14:05
Track Rating: Soft 5, Weather: Fine, Rail Position: +0.5m Entire



Section	Overall	1600m	1400m	1200m	1000m	800m	600m	400m	200m				
Section Times	1:50.95 [11] (0:14.42)	1:36.53 [1] (0:11.55)	1:24.98 [1] (0:11.69)	1:13.29 [1] (0:12.06)	1:01.23 [1] (0:12.35)	0:48.88 [1] (0:12.37)	0:36.51 [1] (0:11.79)	0:24.72 [4] (0:12.11)	0:12.61 [8] (0:12.61)				
Average Speed [km/h]	50.7	62.2	61.6	59.7	58.0	59.2	61.2	59.4	56.7				
Top Speed [km/h]	61.3	63.0	63.4	60.4	59.2	60.2	62.4	61.6	57.9				
Avg. Dist. to Rail [m]	5.2	1.3	1.8	1.4	1.1	2.2	3.9	5.5	5.7				
Avg. Stride Freq. [Hz]	2.3	2.3	2.3	2.2	2.2	2.3	2.3	2.3	2.2				
Avg. Stride Length [m]	6.6	7.5	7.5	7.3	7.3	7.3	7.3	7.2	7.1				





Rockhampton Professional
Race 5: THE RJC HONOURS THE ACTON FAMILY BENCHMARK 70
Handicap - 1400m
20 June 2025 - 15:17



Track Rating: Soft 5, Weather: Fine, Rail Position: +0.5m Entire

Section		Overall				1200m	1000m	800m	600m	400m	Last 600m	
Field Times		1:22.37				1:09.43	0:57.96	0:45.99	0:33.98	0:22.68	0:33.98	
		(0:12.94)				(0:11.47)	(0:11.97)	(0:12.01)	(0:11.30)	(0:10.97)		
Rank	TAB	Horse/Jockey	Barrier	Top Speed [km/h]	Fastest Section							Distance Travelled [m]
1	7	SIAN STAR	5	66.9	0:10.95	1:22.37 [1]	1:09.43 [1]	0:57.95 [2]	0:45.92 [2]	0:33.89 [2]	0:22.66 [2]	0:33.89
		Jai Williams		400m	400m	(0:12.94)	(0:11.48)	(0:12.03)	(0:12.03)	(0:11.23)	(0:10.95)	
2	1	EXECUTIVE STRESS	1	66.4	0:10.96	1:22.51 [2]	1:09.32 [3]	0:57.75 [3]	0:45.74 [3]	0:33.75 [3]	0:22.50 [4]	0:33.75 -3
		Tom Orr		400m	400m	(0:13.19)	(0:11.57)	(0:12.01)	(0:11.99)	(0:11.25)	(0:10.96)	
3	8	LOOSE UNIT	7	67.1	0:10.86	1:22.69 [3]	1:09.13 [5]	0:57.50 [6]	0:45.64 [6]	0:33.66 [5]	0:22.55 [6]	0:33.66 +0
		Cody Collis		400m	400m	(0:13.56)	(0:11.63)	(0:11.86)	(0:11.98)	(0:11.11)	(0:10.86)	
4	3	PAPASITO	3	66.0	0:11.12	1:22.71 [4]	1:09.77 [2]	0:58.30 [1]	0:46.33 [1]	0:34.32 [1]	0:23.02 [1]	0:34.32 -4
		Justin Stanley		Overall	400m	(0:12.94)	(0:11.47)	(0:11.97)	(0:12.01)	(0:11.30)	(0:11.12)	
5	9	NICKELBACK	8	67.7	0:10.88	1:22.78 [5]	1:08.96 [8]	0:57.23 [8]	0:45.44 [8]	0:33.56 [7]	0:22.48 [7]	0:33.56 -4
		Ron Stewart		600m	400m	(0:13.82)	(0:11.73)	(0:11.79)	(0:11.88)	(0:11.08)	(0:10.88)	
6	10	I SAY BOOM	6	66.8	0:10.96	1:22.82 [6]	1:09.26 [5]	0:57.66 [5]	0:45.84 [5]	0:33.75 [6]	0:22.73 [5]	0:33.75 -4
		Nikki Olzard		600m	400m	(0:13.56)	(0:11.60)	(0:11.82)	(0:12.09)	(0:11.02)	(0:10.96)	
7	4	BAYERISCHE	2	66.7	0:10.98	1:23.09 [7]	1:09.79 [4]	0:58.26 [4]	0:46.31 [4]	0:34.29 [4]	0:23.17 [3]	0:34.29 +0
		Ashley Butler		400m	400m	(0:13.30)	(0:11.53)	(0:11.95)	(0:12.02)	(0:11.12)	(0:10.98)	
8	11	THE LAST SAGA	9	66.5	0:11.09	1:23.23 [8]	1:09.55 [7]	0:57.80 [7]	0:46.01 [7]	0:33.96 [8]	0:22.80 [9]	0:33.96 +2
		Chris McIver		600m	400m	(0:13.68)	(0:11.75)	(0:11.79)	(0:12.05)	(0:11.16)	(0:11.09)	
9	2	FISTSOFFURY	4	67.6	0:11.01	1:23.27 [9]	1:09.20 [9]	0:57.50 [9]	0:45.87 [9]	0:33.88 [9]	0:22.85 [8]	0:33.88 +1
		Leah Martyn		600m	400m	(0:14.07)	(0:11.70)	(0:11.63)	(0:11.99)	(0:11.03)	(0:11.01)	

Scratched: Chickerartie (#5), Ultimate Outcome (#6)



Rockhampton Professional
Race 5: THE RJC HONOURS THE ACTON FAMILY BENCHMARK 70
Handicap - 1400m
20 June 2025 - 15:17



Track Rating: Soft 5, Weather: Fine, Rail Position: +0.5m Entire

Section		200m					Last 600m		
Field Times		0:11.71 (0:11.71)					0:33.98		
Rank	TAB	Horse/Jockey	Barrier	Top Speed [km/h]	Fastest Section	Margin	Distance Travelled [m]		
1	7	SIAN STAR	5	66.9	0:10.95	0:11.71 [1]	1:22.37	0:33.89	
		Jai Williams		400m	400m	(0:11.71)			
2	1	EXECUTIVE STRESS	1	66.4	0:10.96	0:11.54 [4]	0.81L	0:33.75	-3
		Tom Orr		400m	400m	(0:11.54)			
3	8	LOOSE UNIT	7	67.1	0:10.86	0:11.69 [5]	1.87L	0:33.66	+0
		Cody Collis		400m	400m	(0:11.69)			
4	3	PAPASITO	3	66.0	0:11.12	0:11.90 [2]	2L	0:34.32	-4
		Justin Stanley		Overall	400m	(0:11.90)			
5	9	NICKELBACK	8	67.7	0:10.88	0:11.60 [7]	2.39L	0:33.56	-4
		Ron Stewart		600m	400m	(0:11.60)			
6	10	I SAY BOOM	6	66.8	0:10.96	0:11.77 [6]	2.61L	0:33.75	-4
		Nikki Olzard		600m	400m	(0:11.77)			
7	4	BAYERISCHE	2	66.7	0:10.98	0:12.19 [3]	4.24L	0:34.29	+0
		Ashley Butler		400m	400m	(0:12.19)			
8	11	THE LAST SAGA	9	66.5	0:11.09	0:11.71 [9]	5.06L	0:33.96	+2
		Chris McIver		600m	400m	(0:11.71)			
9	2	FISTSOFFURY	4	67.6	0:11.01	0:11.84 [8]	5.28L	0:33.88	+1
		Leah Martyn		600m	400m	(0:11.84)			

Scratched: Chickerartie (#5), Ultimate Outcome (#6)



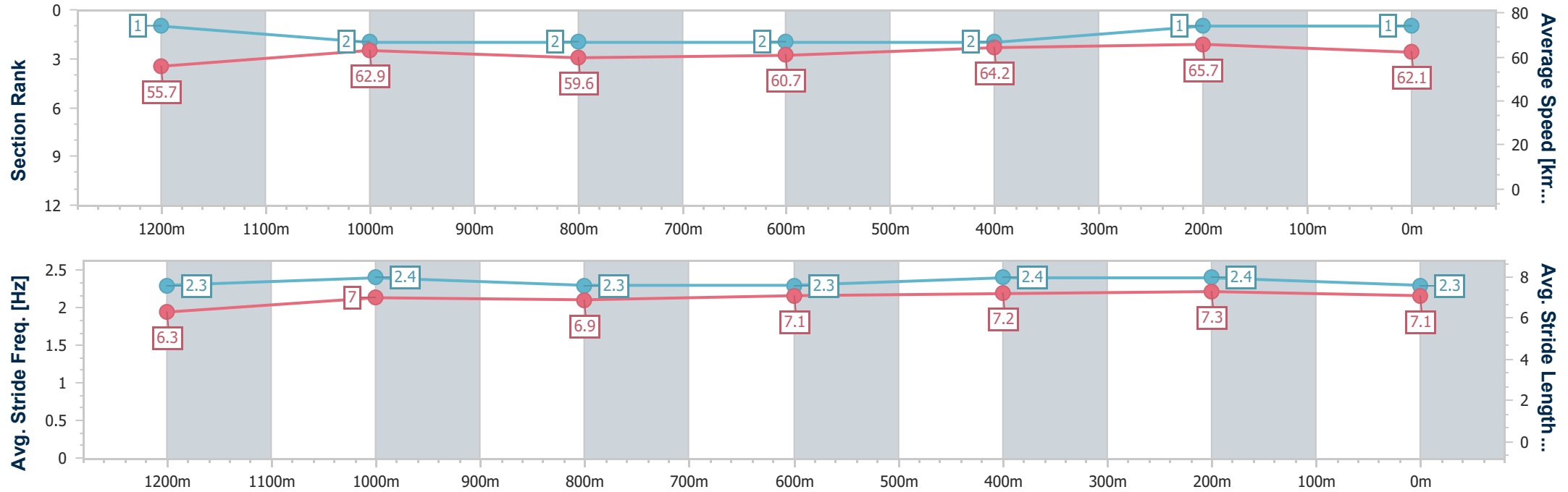
Horse/Jockey Name	Sian Star
Final Rank	1
Fastest Section Time (Section)	0:10.95 (400m)
Top Speed [km/h] (Section)	66.9 (400m)
Race State	Finished



RockhamptonProfessional
Race 5: THE RJC HONOURS THE ACTON FAMILY
BENCHMARK 70 Handicap - 1400m
20 June 2025 - 15:17
Track Rating: Soft 5, Weather: Fine, Rail Position: +0.5m Entire



Section	Overall	1200m	1000m	800m	600m	400m	200m						
Section Times	1:22.37 [1] (0:12.94)	1:09.43 [1] (0:11.48)	0:57.95 [2] (0:12.03)	0:45.92 [2] (0:12.03)	0:33.89 [2] (0:11.23)	0:22.66 [2] (0:10.95)	0:11.71 [1] (0:11.71)						
Average Speed [km/h]	55.7	62.9	59.6	60.7	64.2	65.7	62.1						
Top Speed [km/h]	64.9	63.9	61.1	61.8	65.8	66.9	63.6						
Avg. Dist. to Rail [m]	2.9	0.2	0.3	1.5	1.3	2.6	4.1						
Avg. Stride Freq. [Hz]	2.3	2.4	2.3	2.3	2.4	2.4	2.3						
Avg. Stride Length [m]	6.3	7.0	6.9	7.1	7.2	7.3	7.1						





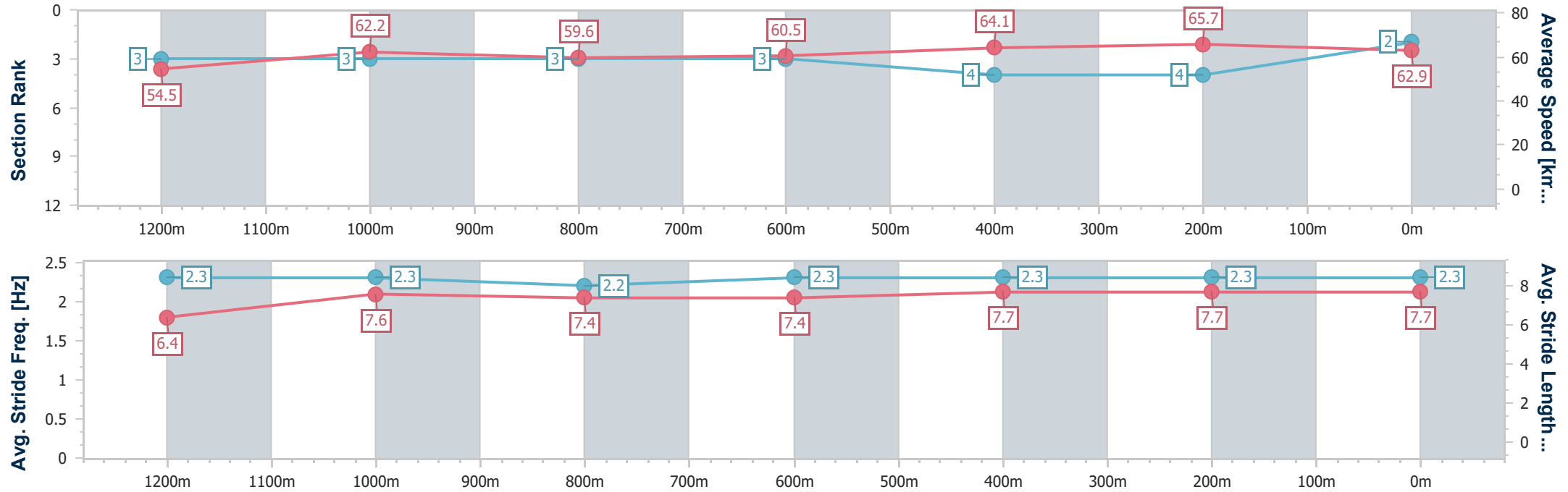
Horse/Jockey Name	Executive Stress
Final Rank	2
Fastest Section Time (Section)	0:10.96 (400m)
Top Speed [km/h] (Section)	66.4 (400m)
Race State	Finished



RockhamptonProfessional
Race 5: THE RJC HONOURS THE ACTON FAMILY
BENCHMARK 70 Handicap - 1400m
20 June 2025 - 15:17
Track Rating: Soft 5, Weather: Fine, Rail Position: +0.5m Entire



Section	Overall	1200m	1000m	800m	600m	400m	200m						
Section Times	1:22.51 [2] (0:13.19)	1:09.32 [3] (0:11.57)	0:57.75 [3] (0:12.01)	0:45.74 [3] (0:11.99)	0:33.75 [3] (0:11.25)	0:22.50 [4] (0:10.96)	0:11.54 [4] (0:11.54)						
Average Speed [km/h]	54.5	62.2	59.6	60.5	64.1	65.7	62.9						
Top Speed [km/h]	63.2	62.9	62.1	62.5	65.7	66.4	65.2						
Avg. Dist. to Rail [m]	0.9	1.0	1.1	1.0	2.0	3.2	3.8						
Avg. Stride Freq. [Hz]	2.3	2.3	2.2	2.3	2.3	2.3	2.3						
Avg. Stride Length [m]	6.4	7.6	7.4	7.4	7.7	7.7	7.7						





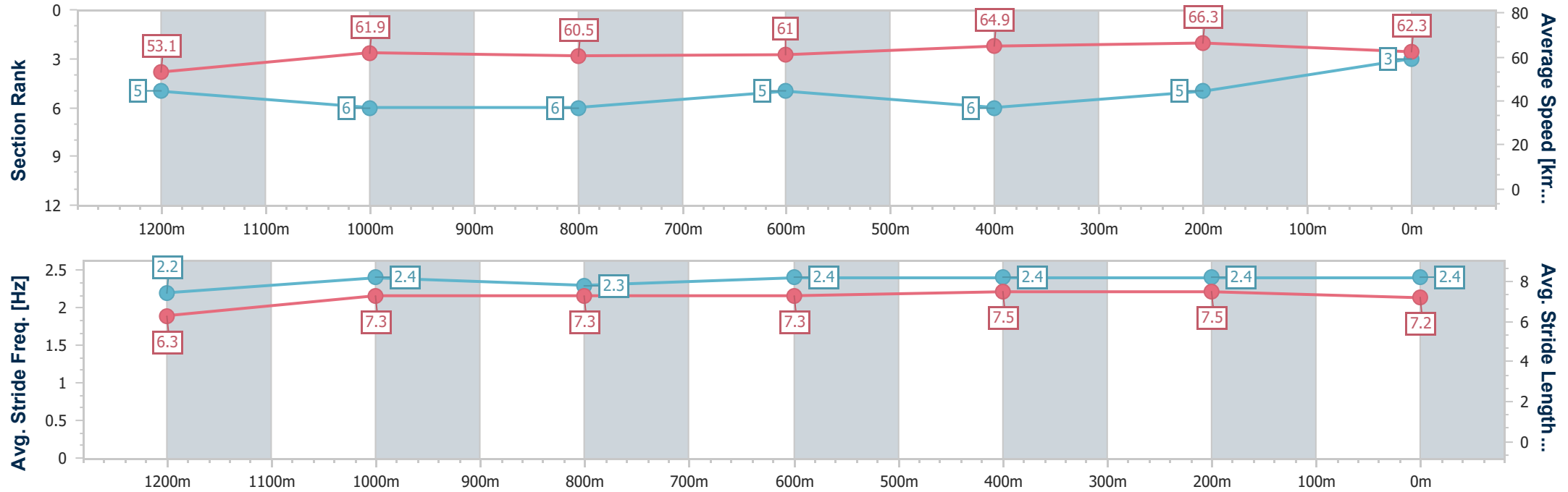
Horse/Jockey Name	Loose Unit
Final Rank	3
Fastest Section Time (Section)	0:10.86 (400m)
Top Speed [km/h] (Section)	67.1 (400m)
Race State	Finished



RockhamptonProfessional
Race 5: THE RJC HONOURS THE ACTON FAMILY
BENCHMARK 70 Handicap - 1400m
20 June 2025 - 15:17
Track Rating: Soft 5, Weather: Fine, Rail Position: +0.5m Entire



Section	Overall	1200m	1000m	800m	600m	400m	200m						
Section Times	1:22.69 [3] (0:13.56)	1:09.13 [5] (0:11.63)	0:57.50 [6] (0:11.86)	0:45.64 [6] (0:11.98)	0:33.66 [5] (0:11.11)	0:22.55 [6] (0:10.86)	0:11.69 [5] (0:11.69)						
Average Speed [km/h]	53.1	61.9	60.5	61.0	64.9	66.3	62.3						
Top Speed [km/h]	61.5	63.2	63.2	63.6	66.5	67.1	65.4						
Avg. Dist. to Rail [m]	3.8	0.5	0.5	1.8	4.0	6.8	9.0						
Avg. Stride Freq. [Hz]	2.2	2.4	2.3	2.4	2.4	2.4	2.4						
Avg. Stride Length [m]	6.3	7.3	7.3	7.3	7.5	7.5	7.2						





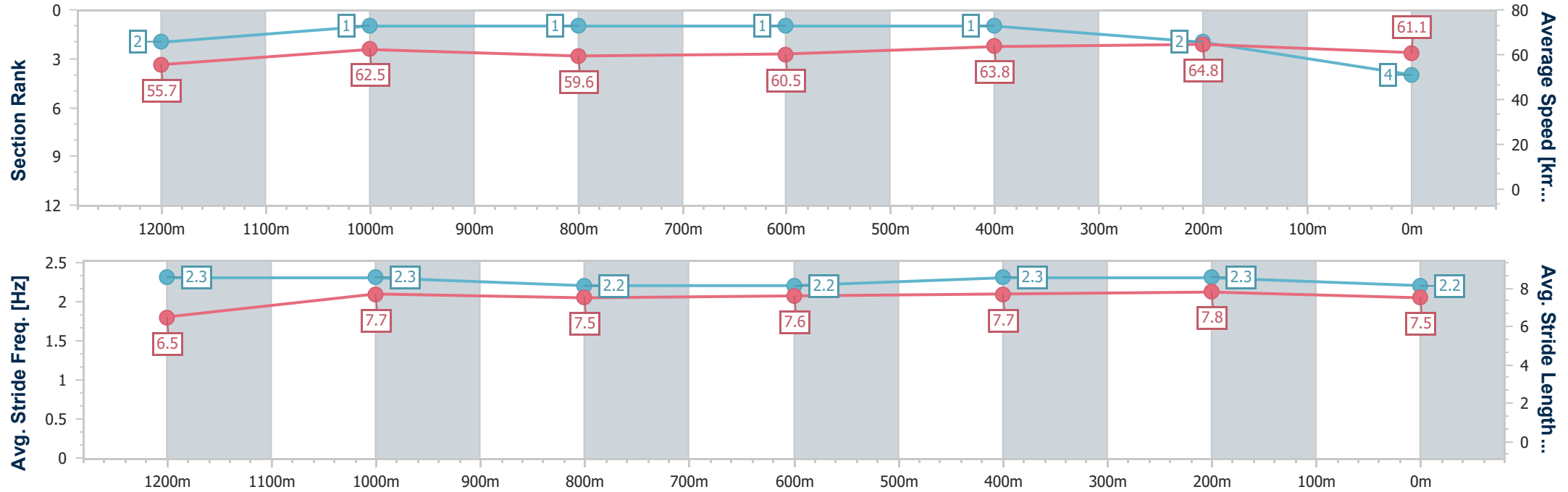
Horse/Jockey Name	Papasito
Final Rank	4
Fastest Section Time (Section)	0:11.12 (400m)
Top Speed [km/h] (Section)	66.0 (Overall)
Race State	Finished



RockhamptonProfessional
Race 5: THE RJC HONOURS THE ACTON FAMILY
BENCHMARK 70 Handicap - 1400m
20 June 2025 - 15:17
Track Rating: Soft 5, Weather: Fine, Rail Position: +0.5m Entire



Section	Overall	1200m	1000m	800m	600m	400m	200m						
Section Times	1:22.71 [4] (0:12.94)	1:09.77 [2] (0:11.47)	0:58.30 [1] (0:11.97)	0:46.33 [1] (0:12.01)	0:34.32 [1] (0:11.30)	0:23.02 [1] (0:11.12)	0:11.90 [2] (0:11.90)						
Average Speed [km/h]	55.7	62.5	59.6	60.5	63.8	64.8	61.1						
Top Speed [km/h]	66.0	64.6	61.6	62.6	65.0	65.4	63.7						
Avg. Dist. to Rail [m]	1.2	2.2	1.9	1.3	2.7	2.2	2.2						
Avg. Stride Freq. [Hz]	2.3	2.3	2.2	2.2	2.3	2.3	2.2						
Avg. Stride Length [m]	6.5	7.7	7.5	7.6	7.7	7.8	7.5						





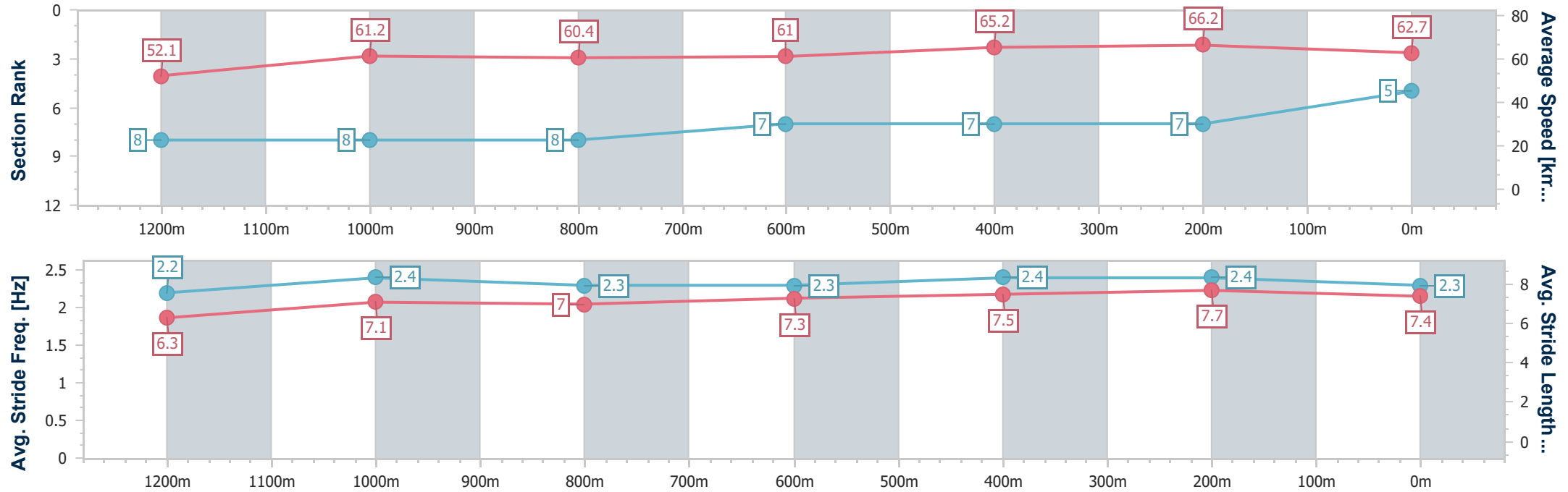
Horse/Jockey Name	Nickelback
Final Rank	5
Fastest Section Time (Section)	0:10.88 (400m)
Top Speed [km/h] (Section)	67.7 (600m)
Race State	Finished



RockhamptonProfessional
Race 5: THE RJC HONOURS THE ACTON FAMILY
BENCHMARK 70 Handicap - 1400m
20 June 2025 - 15:17
Track Rating: Soft 5, Weather: Fine, Rail Position: +0.5m Entire



Section	Overall	1200m	1000m	800m	600m	400m	200m						
Section Times	1:22.78 [5] (0:13.82)	1:08.96 [8] (0:11.73)	0:57.23 [8] (0:11.79)	0:45.44 [8] (0:11.88)	0:33.56 [7] (0:11.08)	0:22.48 [7] (0:10.88)	0:11.60 [7] (0:11.60)						
Average Speed [km/h]	52.1	61.2	60.4	61.0	65.2	66.2	62.7						
Top Speed [km/h]	62.0	62.9	63.2	63.4	67.7	67.6	64.9						
Avg. Dist. to Rail [m]	5.0	1.4	2.0	1.6	4.7	8.0	10.7						
Avg. Stride Freq. [Hz]	2.2	2.4	2.3	2.3	2.4	2.4	2.3						
Avg. Stride Length [m]	6.3	7.1	7.0	7.3	7.5	7.7	7.4						





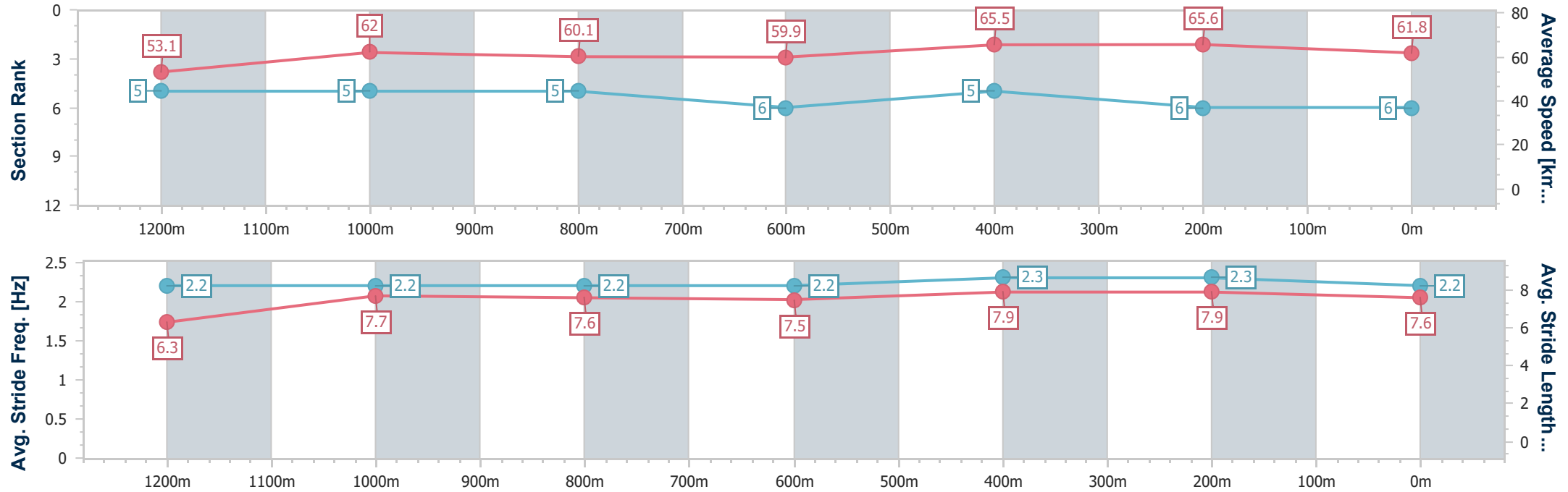
Horse/Jockey Name	I Say Boom
Final Rank	6
Fastest Section Time (Section)	0:10.96 (400m)
Top Speed [km/h] (Section)	66.8 (600m)
Race State	Finished



RockhamptonProfessional
Race 5: THE RJC HONOURS THE ACTON FAMILY
BENCHMARK 70 Handicap - 1400m
20 June 2025 - 15:17
Track Rating: Soft 5, Weather: Fine, Rail Position: +0.5m Entire



Section	Overall	1200m	1000m	800m	600m	400m	200m						
Section Times	1:22.82 [6] (0:13.56)	1:09.26 [5] (0:11.60)	0:57.66 [5] (0:11.82)	0:45.84 [5] (0:12.09)	0:33.75 [6] (0:11.02)	0:22.73 [5] (0:10.96)	0:11.77 [6] (0:11.77)						
Average Speed [km/h]	53.1	62.0	60.1	59.9	65.5	65.6	61.8						
Top Speed [km/h]	62.9	63.1	62.7	62.8	66.8	66.4	64.3						
Avg. Dist. to Rail [m]	2.8	1.7	2.1	1.5	3.1	5.1	5.6						
Avg. Stride Freq. [Hz]	2.2	2.2	2.2	2.2	2.3	2.3	2.2						
Avg. Stride Length [m]	6.3	7.7	7.6	7.5	7.9	7.9	7.6						





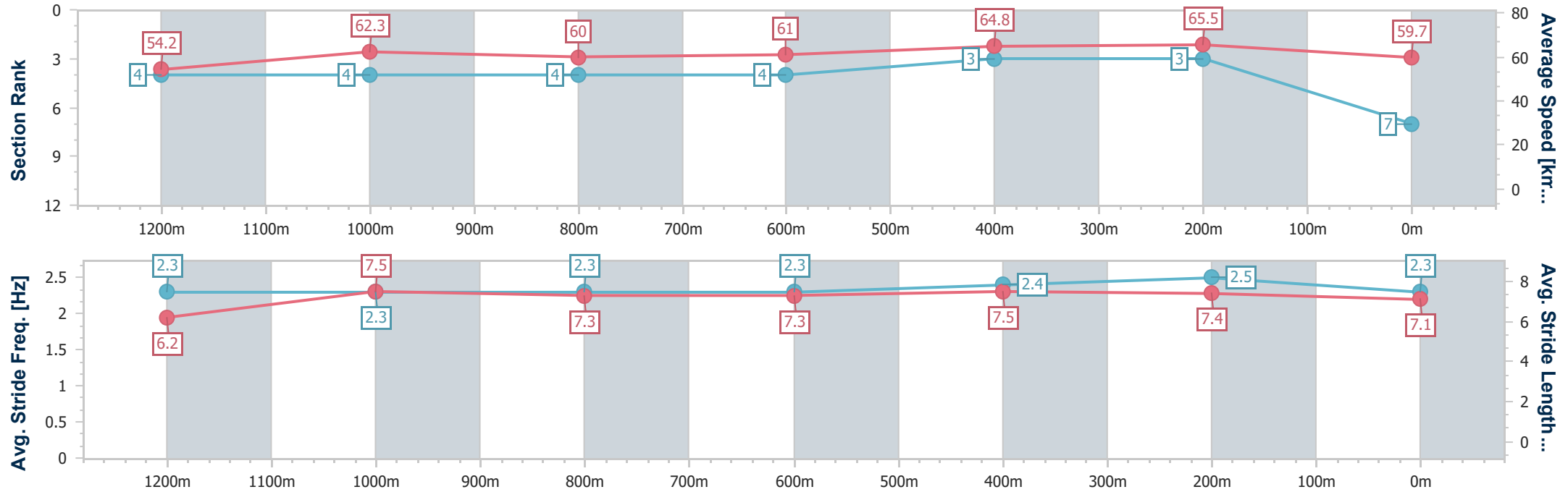
Horse/Jockey Name	Bayerische
Final Rank	7
Fastest Section Time (Section)	0:10.98 (400m)
Top Speed [km/h] (Section)	66.7 (400m)
Race State	Finished



RockhamptonProfessional
Race 5: THE RJC HONOURS THE ACTON FAMILY
BENCHMARK 70 Handicap - 1400m
20 June 2025 - 15:17
Track Rating: Soft 5, Weather: Fine, Rail Position: +0.5m Entire



Section	Overall	1200m	1000m	800m	600m	400m	200m						
Section Times	1:23.09 [7] (0:13.30)	1:09.79 [4] (0:11.53)	0:58.26 [4] (0:11.95)	0:46.31 [4] (0:12.02)	0:34.29 [4] (0:11.12)	0:23.17 [3] (0:10.98)	0:12.19 [3] (0:12.19)						
Average Speed [km/h]	54.2	62.3	60.0	61.0	64.8	65.5	59.7						
Top Speed [km/h]	62.9	62.9	61.8	63.9	66.6	66.7	63.9						
Avg. Dist. to Rail [m]	0.9	0.8	0.8	2.2	3.7	5.0	6.3						
Avg. Stride Freq. [Hz]	2.3	2.3	2.3	2.3	2.4	2.5	2.3						
Avg. Stride Length [m]	6.2	7.5	7.3	7.3	7.5	7.4	7.1						





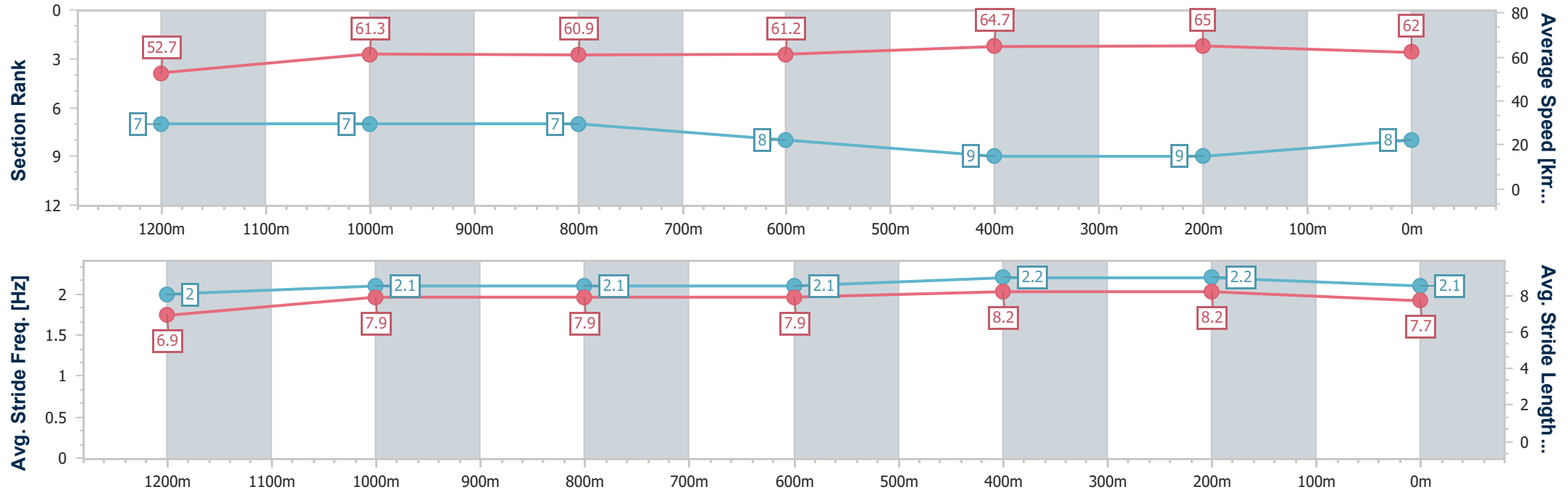
Horse/Jockey Name	The Last Saga
Final Rank	8
Fastest Section Time (Section)	0:11.09 (400m)
Top Speed [km/h] (Section)	66.5 (600m)
Race State	Finished



RockhamptonProfessional
Race 5: THE RJC HONOURS THE ACTON FAMILY
BENCHMARK 70 Handicap - 1400m
20 June 2025 - 15:17
Track Rating: Soft 5, Weather: Fine, Rail Position: +0.5m Entire



Section	Overall	1200m	1000m	800m	600m	400m	200m						
Section Times	1:23.23 [8] (0:13.68)	1:09.55 [7] (0:11.75)	0:57.80 [7] (0:11.79)	0:46.01 [7] (0:12.05)	0:33.96 [8] (0:11.16)	0:22.80 [9] (0:11.09)	0:11.71 [9] (0:11.71)						
Average Speed [km/h]	52.7	61.3	60.9	61.2	64.7	65.0	62.0						
Top Speed [km/h]	60.4	62.6	62.9	63.6	66.5	66.5	63.9						
Avg. Dist. to Rail [m]	5.1	0.4	0.6	3.0	5.0	8.0	7.6						
Avg. Stride Freq. [Hz]	2.0	2.1	2.1	2.1	2.2	2.2	2.1						
Avg. Stride Length [m]	6.9	7.9	7.9	7.9	8.2	8.2	7.7						





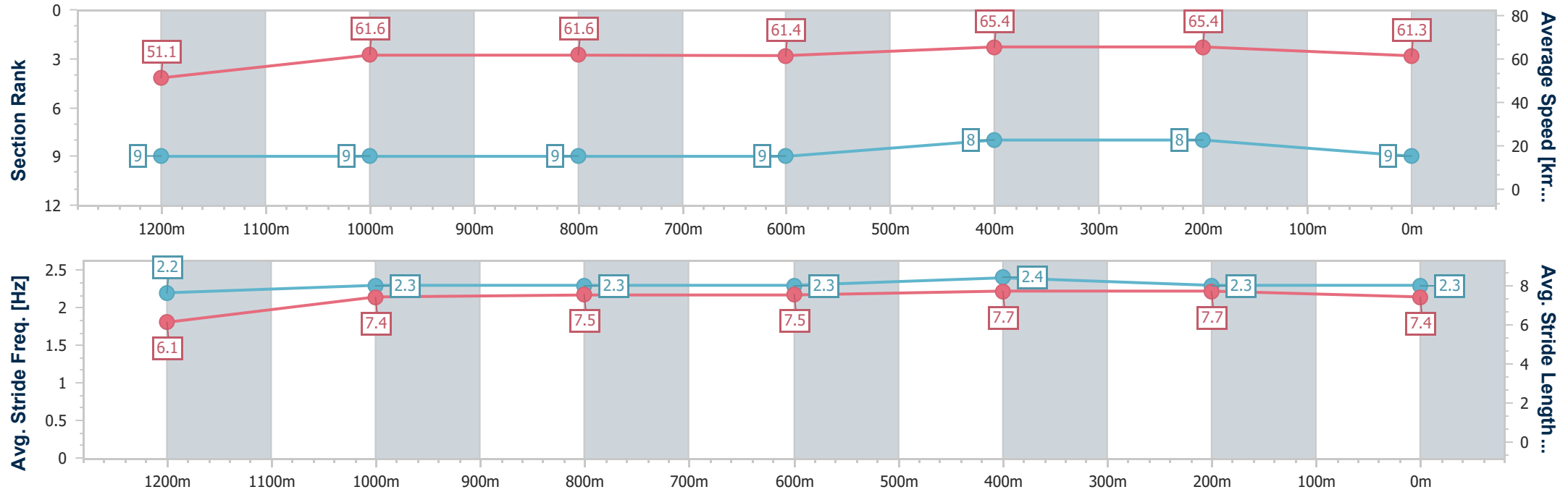
Horse/Jockey Name	Fistsoffury
Final Rank	9
Fastest Section Time (Section)	0:11.01 (400m)
Top Speed [km/h] (Section)	67.6 (600m)
Race State	Finished



RockhamptonProfessional
Race 5: THE RJC HONOURS THE ACTON FAMILY
BENCHMARK 70 Handicap - 1400m
20 June 2025 - 15:17
Track Rating: Soft 5, Weather: Fine, Rail Position: +0.5m Entire



Section	Overall	1200m	1000m	800m	600m	400m	200m						
Section Times	1:23.27 [9] (0:14.07)	1:09.20 [9] (0:11.70)	0:57.50 [9] (0:11.63)	0:45.87 [9] (0:11.99)	0:33.88 [9] (0:11.03)	0:22.85 [8] (0:11.01)	0:11.84 [8] (0:11.84)						
Average Speed [km/h]	51.1	61.6	61.6	61.4	65.4	65.4	61.3						
Top Speed [km/h]	61.8	62.9	63.9	64.7	67.6	67.2	63.1						
Avg. Dist. to Rail [m]	2.1	1.0	0.9	2.5	5.6	9.6	11.5						
Avg. Stride Freq. [Hz]	2.2	2.3	2.3	2.3	2.4	2.3	2.3						
Avg. Stride Length [m]	6.1	7.4	7.5	7.5	7.7	7.7	7.4						





RockhamptonProfessional
Race 6: ROCKHAMPTON JOCKEY CLUB TATTERSALLS SPRINT OPEN
Handicap - 1200m
20 June 2025 - 16:00



Track Rating: Soft 5, Weather: Fine, Rail Position: +0.5m Entire

Section						Overall	1000m	800m	600m	400m	200m	Last 600m	
Field Times						1:08.32 (0:12.28)	0:56.04 (0:11.27)	0:44.77 (0:11.39)	0:33.38 (0:10.89)	0:22.49 (0:10.81)	0:11.68 (0:11.68)	0:33.38	
Rank	TAB	Horse/Jockey	Barrier	Top Speed [km/h]	Fastest Section							Margin	Distance Travelled [m]
1	5	DEMON AWARD	9	69.4	0:10.81	1:08.32 [1]	0:55.97 [2]	0:44.77 [1]	0:33.38 [1]	0:22.49 [1]	0:11.68 [1]	1:08.32	0:33.38
		Jai Williams		600m	400m	(0:12.35)	(0:11.20)	(0:11.39)	(0:10.89)	(0:10.81)	(0:11.68)		
2	10	KATHY'S BEAU	1	68.2	0:10.82	1:08.78 [2]	0:56.18 [4]	0:44.92 [3]	0:33.25 [5]	0:22.35 [5]	0:11.53 [2]	2.71L	0:33.25 +5
		Justin Stanley		600m	400m	(0:12.60)	(0:11.26)	(0:11.67)	(0:10.90)	(0:10.82)	(0:11.53)		
3	9	CHERRY ROSE	11	68.7	0:10.73	1:08.81 [3]	0:55.70 [11]	0:44.63 [9]	0:33.04 [8]	0:22.29 [6]	0:11.56 [3]	2.9L	0:33.04 +3
		Sean Cormack		400m	400m	(0:13.11)	(0:11.07)	(0:11.59)	(0:10.75)	(0:10.73)	(0:11.56)		
4	7	TRACK TALE	2	69.3	0:10.81	1:08.93 [4]	0:56.40 [3]	0:45.01 [5]	0:33.40 [3]	0:22.59 [2]	0:11.67 [4]	3.59L	0:33.40 +6
		Ron Stewart		600m	600m	(0:12.53)	(0:11.39)	(0:11.61)	(0:10.81)	(0:10.92)	(0:11.67)		
5	1	MASTER SHOWMAN	10	68.4	0:10.91	1:09.13 [5]	0:56.28 [8]	0:45.07 [6]	0:33.47 [7]	0:22.50 [7]	0:11.59 [7]	4.8L	0:33.47 +6
		Cody Collis		600m	400m	(0:12.85)	(0:11.21)	(0:11.60)	(0:10.97)	(0:10.91)	(0:11.59)		
6	6	MEDIA EMPIRE	3	70.1	0:10.71	1:09.18 [6]	0:56.35 [7]	0:45.02 [8]	0:33.19 [10]	0:22.28 [10]	0:11.57 [8]	5.09L	0:33.19 +6
		Warwick Satherley		600m	400m	(0:12.83)	(0:11.33)	(0:11.83)	(0:10.91)	(0:10.71)	(0:11.57)		
7	2	NED'S GULLY	5	68.3	0:10.82	1:09.38 [7]	0:56.58 [6]	0:45.48 [4]	0:33.85 [4]	0:23.03 [3]	0:12.08 [5]	6.26L	0:33.85 +5
		Olivia Kendal		600m	600m	(0:12.80)	(0:11.10)	(0:11.63)	(0:10.82)	(0:10.95)	(0:12.08)		
8	12	MOENAVE	4	68.3	0:10.87	1:09.50 [8]	0:56.58 [9]	0:45.22 [10]	0:33.55 [9]	0:22.68 [9]	0:11.73 [9]	6.98L	0:33.55 +7
		Georgina Cartwright		600m	600m	(0:12.92)	(0:11.36)	(0:11.67)	(0:10.87)	(0:10.95)	(0:11.73)		
9	13	DRAGON'S SNIP	8	67.9	0:11.11	1:10.14 [9]	0:57.86 [1]	0:46.56 [2]	0:34.86 [2]	0:23.75 [4]	0:12.60 [6]	10.71L	0:34.86 +3
		Tahlia Fenlon		400m	600m	(0:12.28)	(0:11.30)	(0:11.70)	(0:11.11)	(0:11.15)	(0:12.60)		
10	3	ALCYONE	6	67.1	0:11.03	1:10.27 [10]	0:57.25 [10]	0:45.85 [11]	0:34.25 [11]	0:23.22 [11]	0:12.12 [11]	11.48L	0:34.25 +11
		Justin Huxtable		600m	600m	(0:13.02)	(0:11.40)	(0:11.60)	(0:11.03)	(0:11.10)	(0:12.12)		

Scratched: Hell (#4), Early Fusion (#8)



Rockhampton Professional
Race 6: ROCKHAMPTON JOCKEY CLUB TATTERSALLS SPRINT OPEN
Handicap - 1200m
20 June 2025 - 16:00



Track Rating: Soft 5, Weather: Fine, Rail Position: +0.5m Entire

Section					Overall	1000m	800m	600m	400m	200m	Last 600m			
Field Times					1:08.32 (0:12.28)	0:56.04 (0:11.27)	0:44.77 (0:11.39)	0:33.38 (0:10.89)	0:22.49 (0:10.81)	0:11.68 (0:11.68)	0:33.38			
Rank	TAB	Horse/Jockey	Barrier	Top Speed [km/h]	Fastest Section						Margin	Distance Travelled [m]		
11	11	RUBUNKAR	7	67.1	0:11.09	1:11.01 [11]	0:58.29 [5]	0:46.94 [7]	0:35.36 [6]	0:24.27 [8]	0:13.01 [10]	15.82L	0:35.36	+8
		Jackson Murphy		600m	600m	(0:12.72)	(0:11.35)	(0:11.58)	(0:11.09)	(0:11.26)	(0:13.01)			

Scratched: Hell (#4), Early Fusion (#8)



Horse/Jockey Name	Demon Award
Final Rank	1
Fastest Section Time (Section)	0:10.81 (400m)
Top Speed [km/h] (Section)	69.4 (600m)
Race State	Finished

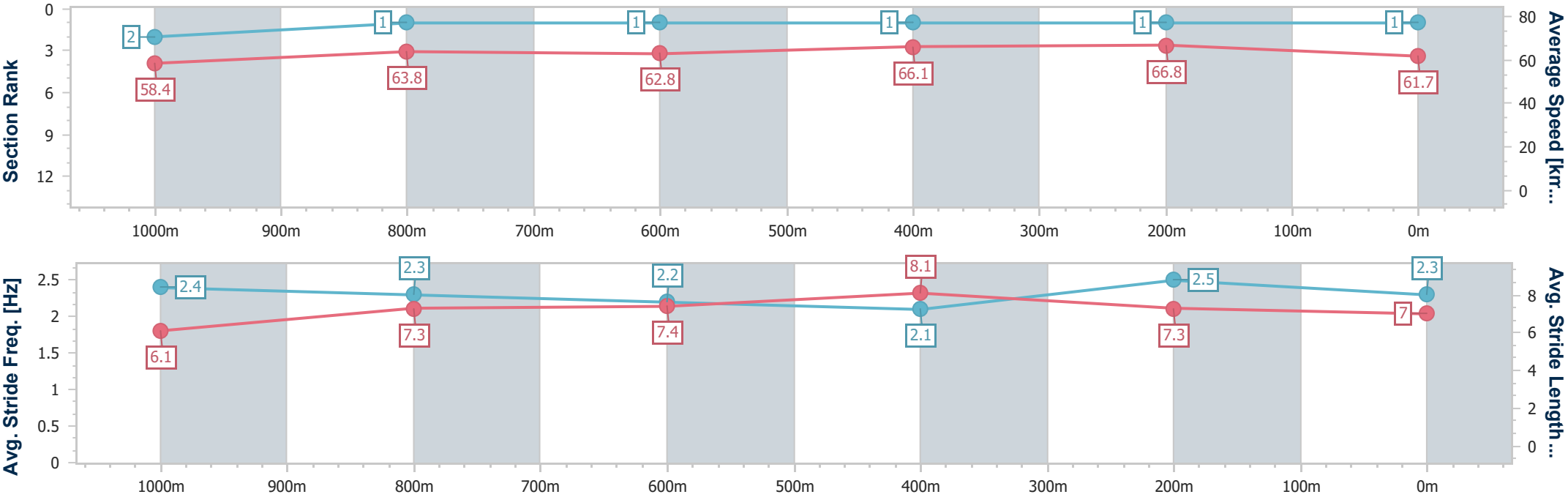


RockhamptonProfessional
Race 6: ROCKHAMPTON JOCKEY CLUB TATTERSALLS
SPRINT OPEN Handicap - 1200m
20 June 2025 - 16:00



Track Rating: Soft 5, Weather: Fine, Rail Position: +0.5m Entire

Section	Overall	1000m	800m	600m	400m	200m							
Section Times	1:08.32 [1] (0:12.35)	0:55.97 [2] (0:11.20)	0:44.77 [1] (0:11.39)	0:33.38 [1] (0:10.89)	0:22.49 [1] (0:10.81)	0:11.68 [1] (0:11.68)							
Average Speed [km/h]	58.4	63.8	62.8	66.1	66.8	61.7							
Top Speed [km/h]	66.2	66.4	64.3	69.4	69.1	65.0							
Avg. Dist. to Rail [m]	6.8	1.3	0.6	1.8	3.3	6.2							
Avg. Stride Freq. [Hz]	2.4	2.3	2.2	2.1	2.5	2.3							
Avg. Stride Length [m]	6.1	7.3	7.4	8.1	7.3	7.0							





Horse/Jockey Name	Kathy's Beau
Final Rank	2
Fastest Section Time (Section)	0:10.82 (400m)
Top Speed [km/h] (Section)	68.2 (600m)
Race State	Finished



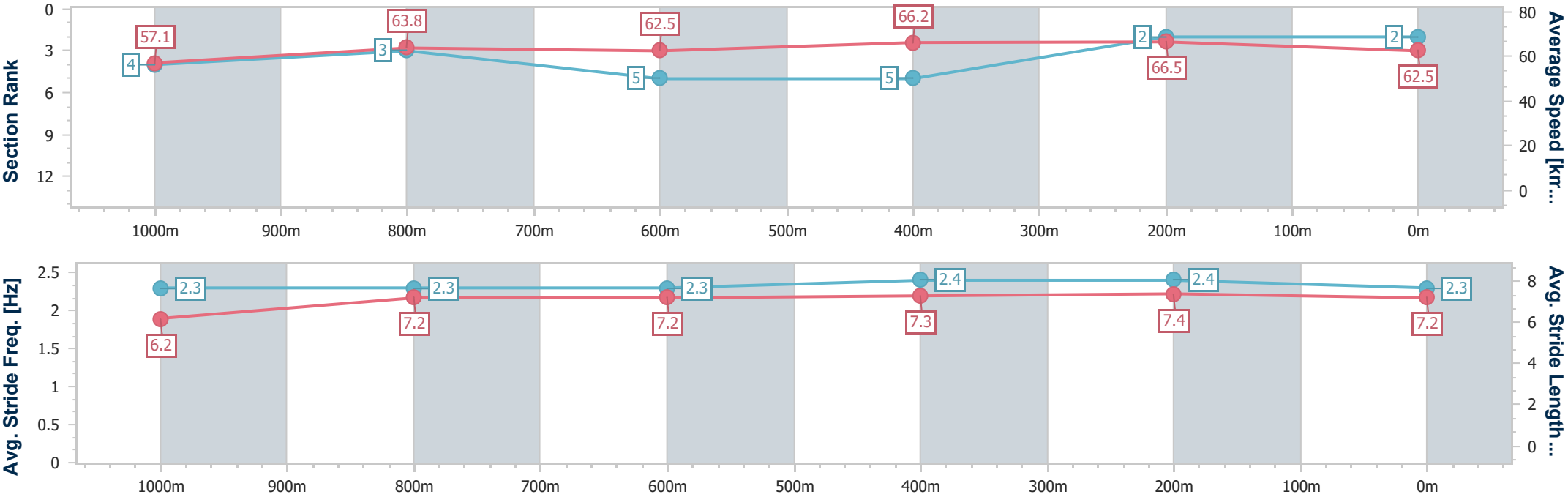
RockhamptonProfessional
Race 6: ROCKHAMPTON JOCKEY CLUB TATTERSALLS
SPRINT OPEN Handicap - 1200m

20 June 2025 - 16:00

Track Rating: Soft 5, Weather: Fine, Rail Position: +0.5m Entire



Section	Overall	1000m	800m	600m	400m	200m							
Section Times	1:08.78 [2] (0:12.60)	0:56.18 [4] (0:11.26)	0:44.92 [3] (0:11.67)	0:33.25 [5] (0:10.90)	0:22.35 [5] (0:10.82)	0:11.53 [2] (0:11.53)							
Average Speed [km/h]	57.1	63.8	62.5	66.2	66.5	62.5							
Top Speed [km/h]	65.5	66.0	65.5	68.2	68.0	65.1							
Avg. Dist. to Rail [m]	2.4	0.7	1.9	3.3	4.4	5.3							
Avg. Stride Freq. [Hz]	2.3	2.3	2.3	2.4	2.4	2.3							
Avg. Stride Length [m]	6.2	7.2	7.2	7.3	7.4	7.2							





Horse/Jockey Name	Cherry Rose
Final Rank	3
Fastest Section Time (Section)	0:10.73 (400m)
Top Speed [km/h] (Section)	68.7 (400m)
Race State	Finished



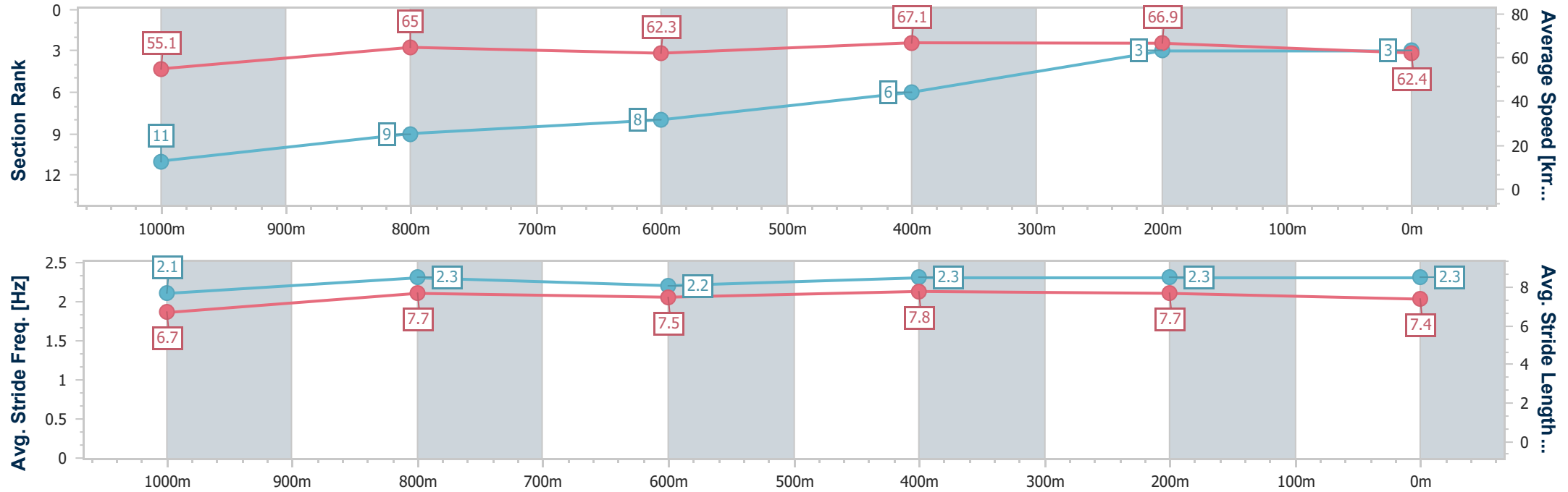
RockhamptonProfessional
Race 6: ROCKHAMPTON JOCKEY CLUB TATTERSALLS
SPRINT OPEN Handicap - 1200m

20 June 2025 - 16:00

Track Rating: Soft 5, Weather: Fine, Rail Position: +0.5m Entire



Section	Overall	1000m	800m	600m	400m	200m								
Section Times	1:08.81 [3] (0:13.11)	0:55.70 [11] (0:11.07)	0:44.63 [9] (0:11.59)	0:33.04 [8] (0:10.75)	0:22.29 [6] (0:10.73)	0:11.56 [3] (0:11.56)								
Average Speed [km/h]	55.1	65.0	62.3	67.1	66.9	62.4								
Top Speed [km/h]	66.8	67.2	65.3	68.7	68.7	65.6								
Avg. Dist. to Rail [m]	8.2	0.5	0.5	2.5	6.8	8.5								
Avg. Stride Freq. [Hz]	2.1	2.3	2.2	2.3	2.3	2.3								
Avg. Stride Length [m]	6.7	7.7	7.5	7.8	7.7	7.4								





Horse/Jockey Name	Track Tale
Final Rank	4
Fastest Section Time (Section)	0:10.81 (600m)
Top Speed [km/h] (Section)	69.3 (600m)
Race State	Finished



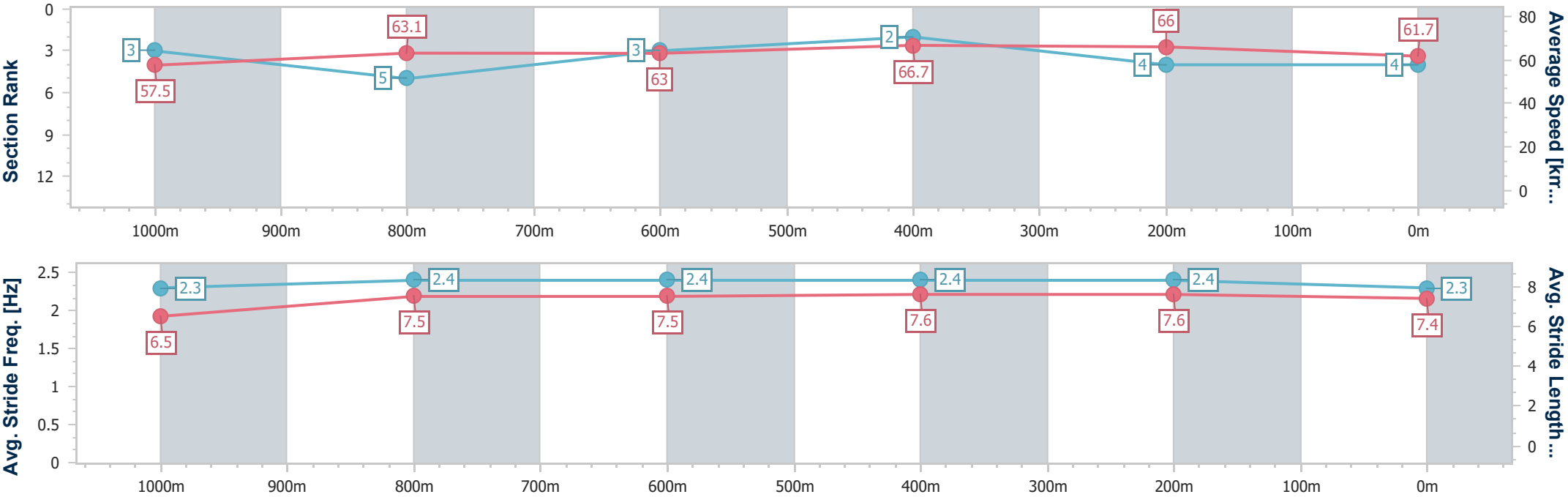
RockhamptonProfessional
Race 6: ROCKHAMPTON JOCKEY CLUB TATTERSALLS
SPRINT OPEN Handicap - 1200m

20 June 2025 - 16:00

Track Rating: Soft 5, Weather: Fine, Rail Position: +0.5m Entire



Section	Overall	1000m	800m	600m	400m	200m								
Section Times	1:08.93 [4] (0:12.53)	0:56.40 [3] (0:11.39)	0:45.01 [5] (0:11.61)	0:33.40 [3] (0:10.81)	0:22.59 [2] (0:10.92)	0:11.67 [4] (0:11.67)								
Average Speed [km/h]	57.5	63.1	63.0	66.7	66.0	61.7								
Top Speed [km/h]	65.9	66.0	65.4	69.3	68.0	64.2								
Avg. Dist. to Rail [m]	2.8	0.7	2.0	5.3	5.9	5.8								
Avg. Stride Freq. [Hz]	2.3	2.4	2.4	2.4	2.4	2.3								
Avg. Stride Length [m]	6.5	7.5	7.5	7.6	7.6	7.4								





Horse/Jockey Name	Master Showman
Final Rank	5
Fastest Section Time (Section)	0:10.91 (400m)
Top Speed [km/h] (Section)	68.4 (600m)
Race State	Finished



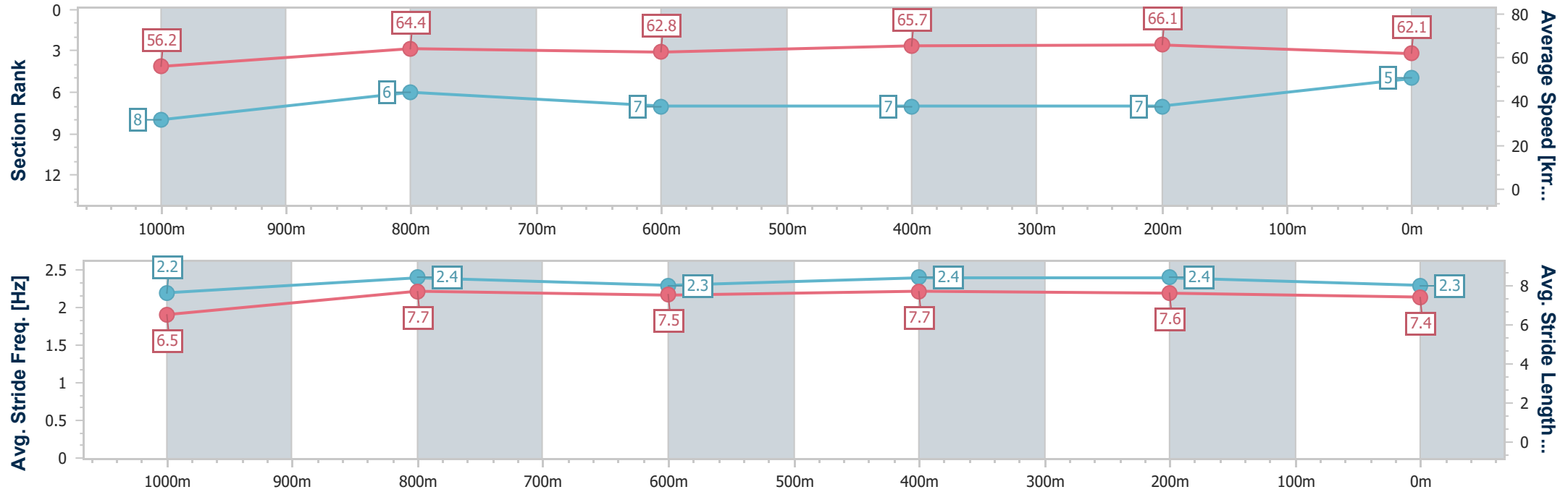
RockhamptonProfessional
Race 6: ROCKHAMPTON JOCKEY CLUB TATTERSALLS
SPRINT OPEN Handicap - 1200m

20 June 2025 - 16:00

Track Rating: Soft 5, Weather: Fine, Rail Position: +0.5m Entire



Section	Overall	1000m	800m	600m	400m	200m								
Section Times	1:09.13 [5] (0:12.85)	0:56.28 [8] (0:11.21)	0:45.07 [6] (0:11.60)	0:33.47 [7] (0:10.97)	0:22.50 [7] (0:10.91)	0:11.59 [7] (0:11.59)								
Average Speed [km/h]	56.2	64.4	62.8	65.7	66.1	62.1								
Top Speed [km/h]	64.5	66.6	64.9	68.4	67.4	64.3								
Avg. Dist. to Rail [m]	7.8	0.7	1.7	4.3	8.6	10.1								
Avg. Stride Freq. [Hz]	2.2	2.4	2.3	2.4	2.4	2.3								
Avg. Stride Length [m]	6.5	7.7	7.5	7.7	7.6	7.4								



- [] Ranking at each section and finish
- .-.- No data available at this section
- NA No data available



Horse/Jockey Name	Media Empire
Final Rank	6
Fastest Section Time (Section)	0:10.71 (400m)
Top Speed [km/h] (Section)	70.1 (600m)
Race State	Finished

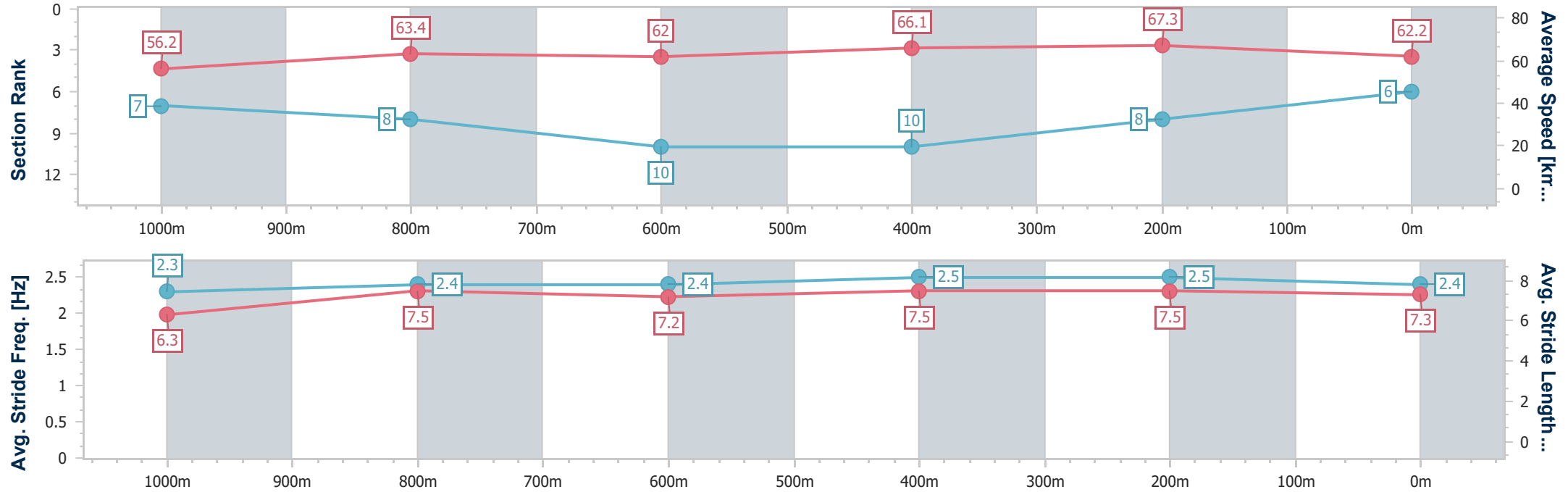


RockhamptonProfessional
Race 6: ROCKHAMPTON JOCKEY CLUB TATTERSALLS
SPRINT OPEN Handicap - 1200m
20 June 2025 - 16:00



Track Rating: Soft 5, Weather: Fine, Rail Position: +0.5m Entire

Section	Overall	1000m	800m	600m	400m	200m								
Section Times	1:09.18 [6] (0:12.83)	0:56.35 [7] (0:11.33)	0:45.02 [8] (0:11.83)	0:33.19 [10] (0:10.91)	0:22.28 [10] (0:10.71)	0:11.57 [8] (0:11.57)								
Average Speed [km/h]	56.2	63.4	62.0	66.1	67.3	62.2								
Top Speed [km/h]	66.5	65.9	64.3	70.1	69.0	64.9								
Avg. Dist. to Rail [m]	3.6	0.4	2.0	4.1	4.2	4.2								
Avg. Stride Freq. [Hz]	2.3	2.4	2.4	2.5	2.5	2.4								
Avg. Stride Length [m]	6.3	7.5	7.2	7.5	7.5	7.3								





Horse/Jockey Name	Ned's Gully
Final Rank	7
Fastest Section Time (Section)	0:10.82 (600m)
Top Speed [km/h] (Section)	68.3 (600m)
Race State	Finished



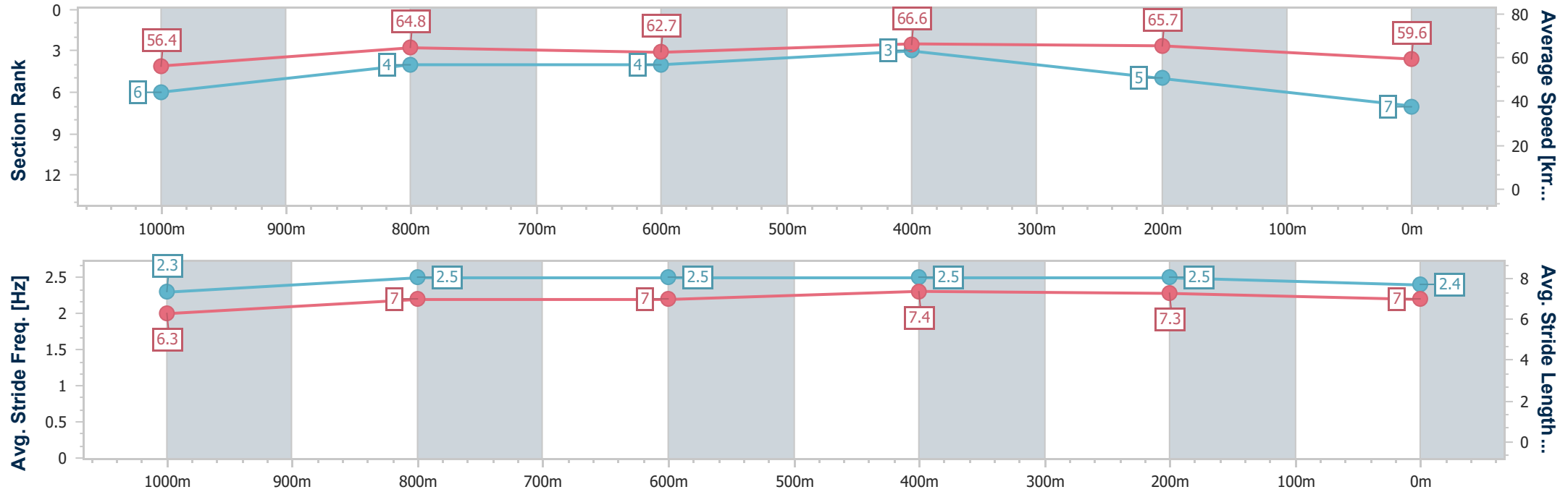
RockhamptonProfessional
Race 6: ROCKHAMPTON JOCKEY CLUB TATTERSALLS
SPRINT OPEN Handicap - 1200m

20 June 2025 - 16:00

Track Rating: Soft 5, Weather: Fine, Rail Position: +0.5m Entire



Section	Overall	1000m	800m	600m	400m	200m							
Section Times	1:09.38 [7] (0:12.80)	0:56.58 [6] (0:11.10)	0:45.48 [4] (0:11.63)	0:33.85 [4] (0:10.82)	0:23.03 [3] (0:10.95)	0:12.08 [5] (0:12.08)							
Average Speed [km/h]	56.4	64.8	62.7	66.6	65.7	59.6							
Top Speed [km/h]	65.8	67.5	65.8	68.3	67.7	63.0							
Avg. Dist. to Rail [m]	4.1	0.4	1.6	4.8	7.4	7.7							
Avg. Stride Freq. [Hz]	2.3	2.5	2.5	2.5	2.5	2.4							
Avg. Stride Length [m]	6.3	7.0	7.0	7.4	7.3	7.0							





Horse/Jockey Name	Moenave
Final Rank	8
Fastest Section Time (Section)	0:10.87 (600m)
Top Speed [km/h] (Section)	68.3 (600m)
Race State	Finished



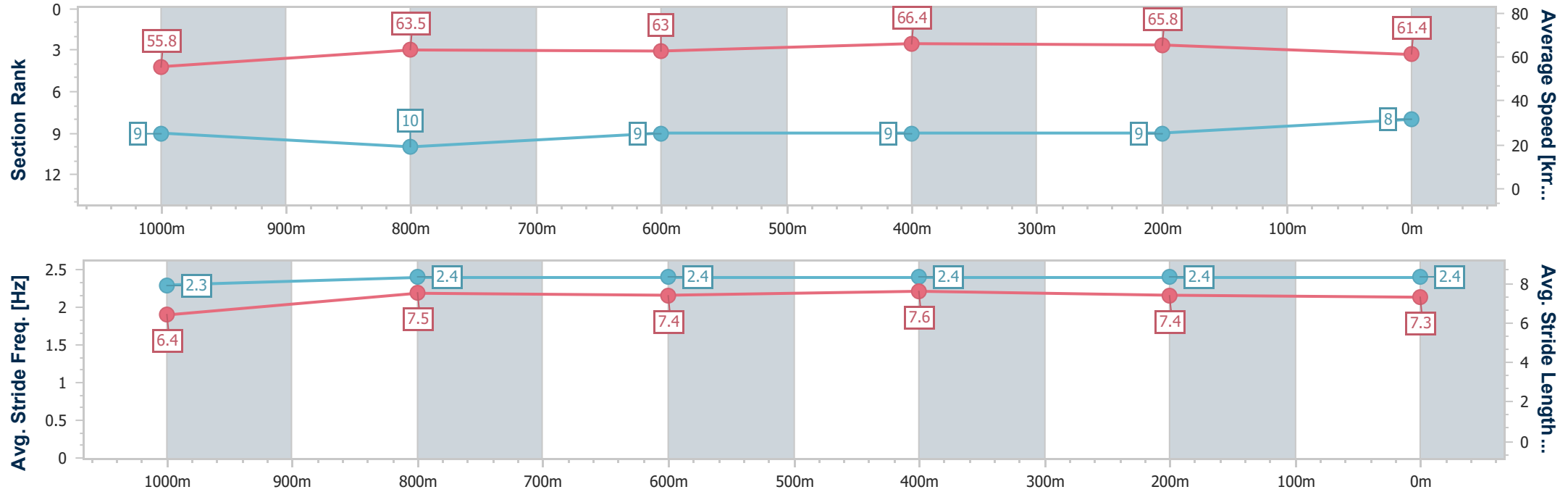
RockhamptonProfessional
Race 6: ROCKHAMPTON JOCKEY CLUB TATTERSALLS
SPRINT OPEN Handicap - 1200m

20 June 2025 - 16:00



Track Rating: Soft 5, Weather: Fine, Rail Position: +0.5m Entire

Section	Overall	1000m	800m	600m	400m	200m							
Section Times	1:09.50 [8] (0:12.92)	0:56.58 [9] (0:11.36)	0:45.22 [10] (0:11.67)	0:33.55 [9] (0:10.87)	0:22.68 [9] (0:10.95)	0:11.73 [9] (0:11.73)							
Average Speed [km/h]	55.8	63.5	63.0	66.4	65.8	61.4							
Top Speed [km/h]	65.4	65.3	65.5	68.3	67.3	64.0							
Avg. Dist. to Rail [m]	4.3	0.6	2.5	6.1	9.5	9.9							
Avg. Stride Freq. [Hz]	2.3	2.4	2.4	2.4	2.4	2.4							
Avg. Stride Length [m]	6.4	7.5	7.4	7.6	7.4	7.3							





Horse/Jockey Name	Dragon's Snip
Final Rank	9
Fastest Section Time (Section)	0:11.11 (600m)
Top Speed [km/h] (Section)	67.9 (400m)
Race State	Finished

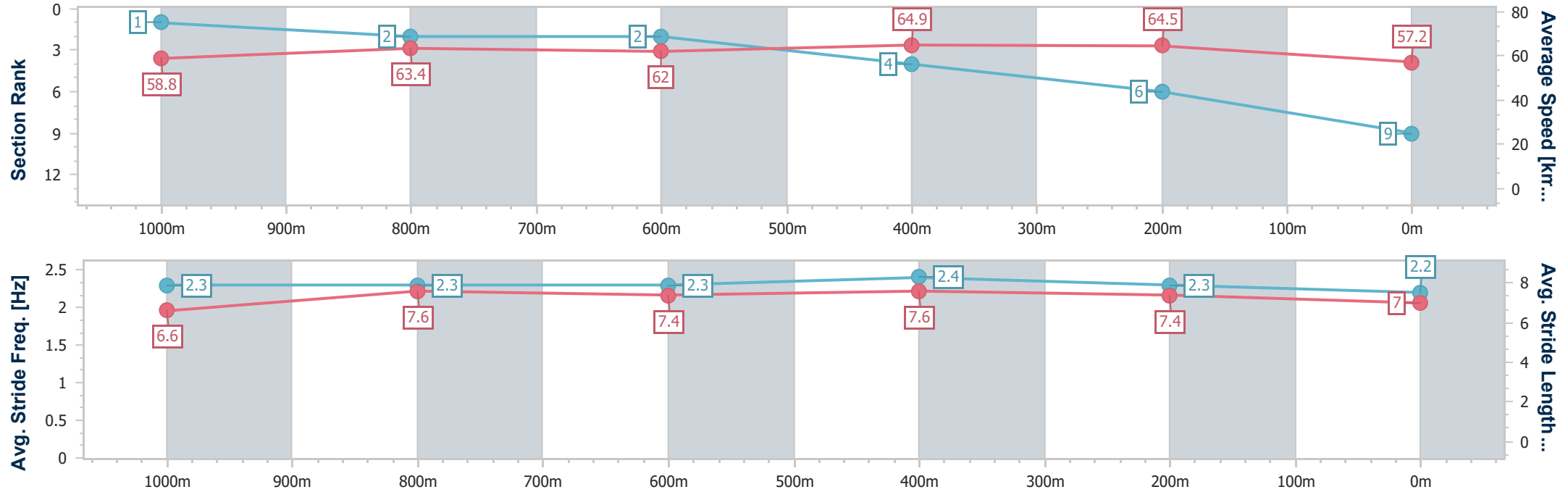


RockhamptonProfessional
Race 6: ROCKHAMPTON JOCKEY CLUB TATTERSALLS
SPRINT OPEN Handicap - 1200m
20 June 2025 - 16:00



Track Rating: Soft 5, Weather: Fine, Rail Position: +0.5m Entire

Section	Overall	1000m	800m	600m	400m	200m								
Section Times	1:10.14 [9] (0:12.28)	0:57.86 [1] (0:11.30)	0:46.56 [2] (0:11.70)	0:34.86 [2] (0:11.11)	0:23.75 [4] (0:11.15)	0:12.60 [6] (0:12.60)								
Average Speed [km/h]	58.8	63.4	62.0	64.9	64.5	57.2								
Top Speed [km/h]	67.2	67.6	64.4	67.4	67.9	61.0								
Avg. Dist. to Rail [m]	5.8	0.7	1.0	2.5	4.0	4.6								
Avg. Stride Freq. [Hz]	2.3	2.3	2.3	2.4	2.3	2.2								
Avg. Stride Length [m]	6.6	7.6	7.4	7.6	7.4	7.0								





Horse/Jockey Name	Alcyone
Final Rank	10
Fastest Section Time (Section)	0:11.03 (600m)
Top Speed [km/h] (Section)	67.1 (600m)
Race State	Finished

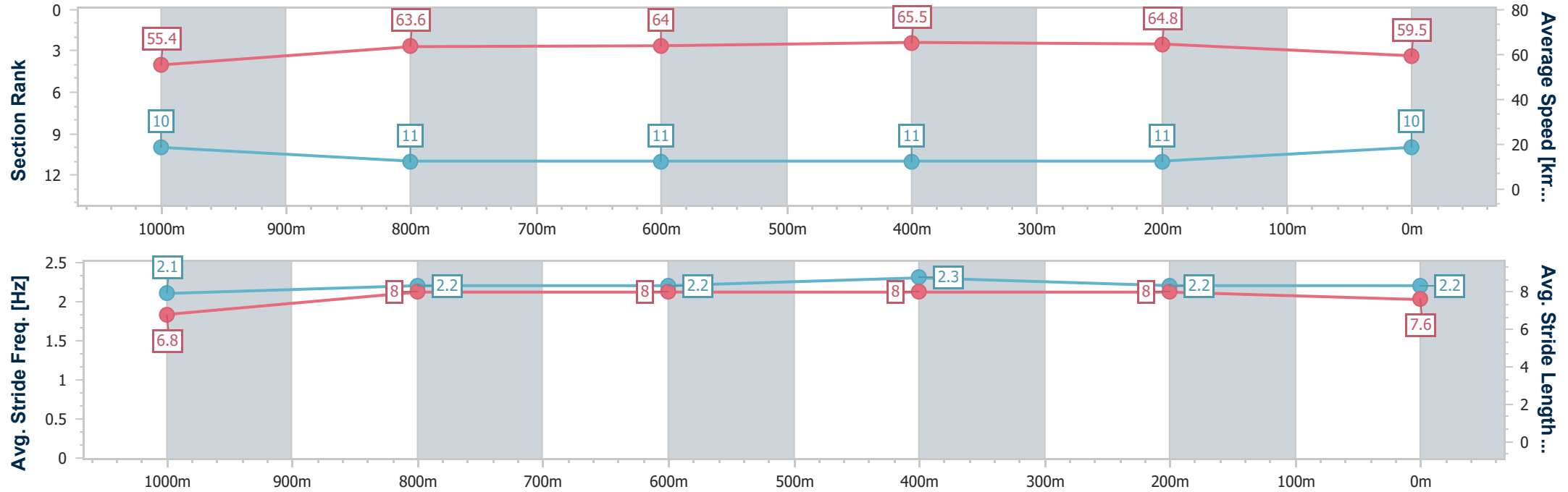


RockhamptonProfessional
Race 6: ROCKHAMPTON JOCKEY CLUB TATTERSALLS
SPRINT OPEN Handicap - 1200m
20 June 2025 - 16:00



Track Rating: Soft 5, Weather: Fine, Rail Position: +0.5m Entire

Section	Overall	1000m	800m	600m	400m	200m								
Section Times	1:10.27 [10] (0:13.02)	0:57.25 [10] (0:11.40)	0:45.85 [11] (0:11.60)	0:34.25 [11] (0:11.03)	0:23.22 [11] (0:11.10)	0:12.12 [11] (0:12.12)								
Average Speed [km/h]	55.4	63.6	64.0	65.5	64.8	59.5								
Top Speed [km/h]	63.8	65.2	65.7	67.1	66.8	62.4								
Avg. Dist. to Rail [m]	5.8	1.6	3.5	7.3	10.1	10.7								
Avg. Stride Freq. [Hz]	2.1	2.2	2.2	2.3	2.2	2.2								
Avg. Stride Length [m]	6.8	8.0	8.0	8.0	8.0	7.6								





Horse/Jockey Name	Rubunkar
Final Rank	11
Fastest Section Time (Section)	0:11.09 (600m)
Top Speed [km/h] (Section)	67.1 (600m)
Race State	Finished

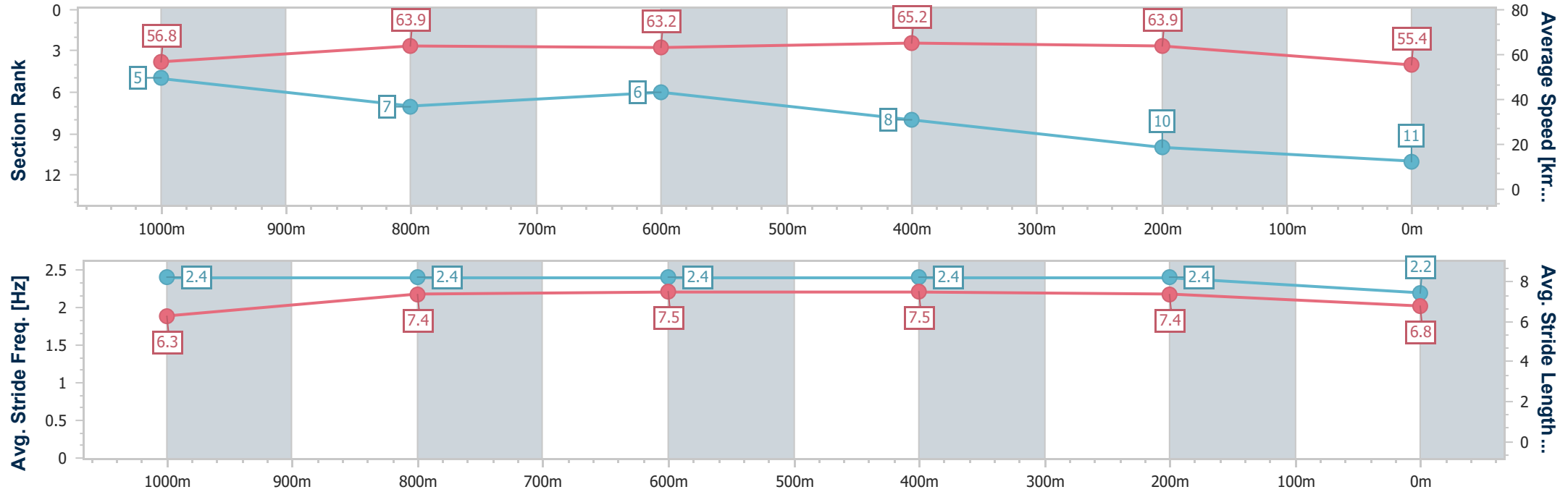


RockhamptonProfessional
Race 6: ROCKHAMPTON JOCKEY CLUB TATTERSALLS
SPRINT OPEN Handicap - 1200m
20 June 2025 - 16:00



Track Rating: Soft 5, Weather: Fine, Rail Position: +0.5m Entire

Section	Overall	1000m	800m	600m	400m	200m								
Section Times	1:11.01 [11] (0:12.72)	0:58.29 [5] (0:11.35)	0:46.94 [7] (0:11.58)	0:35.36 [6] (0:11.09)	0:24.27 [8] (0:11.26)	0:13.01 [10] (0:13.01)								
Average Speed [km/h]	56.8	63.9	63.2	65.2	63.9	55.4								
Top Speed [km/h]	66.1	66.7	65.6	67.1	65.9	63.3								
Avg. Dist. to Rail [m]	5.4	1.2	2.1	5.2	8.2	8.4								
Avg. Stride Freq. [Hz]	2.4	2.4	2.4	2.4	2.4	2.2								
Avg. Stride Length [m]	6.3	7.4	7.5	7.5	7.4	6.8								





Rockhampton Professional

Race 7: TAB TATTERSALLS GOLD CUP OPEN Handicap - 1600m

20 June 2025 - 16:35



Track Rating: Good 4, Weather: Fine, Rail Position: +0.5m Entire

Section						Overall	1400m	1200m	1000m	800m	600m	400m	Last 600m		
Field Times						1:34.27 (0:13.08)	1:21.19 (0:11.17)	1:10.02 (0:11.74)	0:58.28 (0:11.56)	0:46.72 (0:11.66)	0:35.06 (0:11.40)	0:23.66 (0:11.55)	0:35.06		
Rank	TAB	Horse/Jockey	Barrier	Top Speed [km/h]	Fastest Section									Distance Travelled [m]	
1	5	SKYFORGER	7	66.5	0:11.06	1:34.27 [1]	1:20.87 [6]	1:09.46 [6]	0:57.48 [6]	0:45.70 [6]	0:34.10 [6]	0:23.04 [5]	0:34.10		
		Justin Huxtable		600m	600m	(0:13.40)	(0:11.41)	(0:11.98)	(0:11.78)	(0:11.60)	(0:11.06)	(0:11.19)			
2	1	LOGAN STREET LION	11	66.8	0:11.08	1:34.33 [2]	1:21.13 [3]	1:09.68 [4]	0:57.77 [4]	0:46.07 [4]	0:34.49 [4]	0:23.41 [4]	0:34.49 -2		
		Ryan Wiggins		600m	600m	(0:13.20)	(0:11.45)	(0:11.91)	(0:11.70)	(0:11.58)	(0:11.08)	(0:11.26)			
3	13	DIVINE PURPOSE	2	64.6	0:11.29	1:34.40 [3]	1:21.13 [5]	1:09.82 [3]	0:58.05 [3]	0:46.39 [3]	0:34.91 [3]	0:23.62 [3]	0:34.91 -4		
		Justin Stanley		1400m	600m	(0:13.27)	(0:11.31)	(0:11.77)	(0:11.66)	(0:11.48)	(0:11.29)	(0:11.49)			
4	11	PIPISTRELLE	1	66.1	0:11.17	1:34.49 [4]	1:21.41 [1]	1:10.24 [1]	0:58.50 [1]	0:46.94 [1]	0:35.28 [1]	0:23.88 [1]	0:35.28 -4		
		Ron Stewart		Overall	1400m	(0:13.08)	(0:11.17)	(0:11.74)	(0:11.56)	(0:11.66)	(0:11.40)	(0:11.55)			
5	15	SPOOKY SPIRIT	5	65.2	0:11.12	1:34.59 [5]	1:20.82 [10]	1:09.51 [9]	0:57.53 [9]	0:45.69 [9]	0:34.21 [9]	0:23.09 [9]	0:34.21 -4		
		Olivia Kendal		600m	600m	(0:13.77)	(0:11.31)	(0:11.98)	(0:11.84)	(0:11.48)	(0:11.12)	(0:11.20)			
6	14	REDWOOD SHADOW	10	66.8	0:10.93	1:34.62 [6]	1:20.64 [12]	1:09.32 [12]	0:57.36 [12]	0:45.45 [12]	0:33.95 [11]	0:23.02 [11]	0:33.95 -3		
		Georgina Cartwright		600m	600m	(0:13.98)	(0:11.32)	(0:11.96)	(0:11.91)	(0:11.50)	(0:10.93)	(0:11.15)			
7	2	ELLA TE AMA	6	66.4	0:11.08	1:34.93 [7]	1:21.29 [9]	1:09.91 [8]	0:57.94 [8]	0:46.15 [8]	0:34.61 [8]	0:23.53 [8]	0:34.61 -1		
		Kelsey Lenton		600m	600m	(0:13.64)	(0:11.38)	(0:11.97)	(0:11.79)	(0:11.54)	(0:11.08)	(0:11.29)			
8	16	BETTER TOMORROW	12	67.0	0:10.93	1:34.94 [8]	1:21.12 [11]	1:09.77 [10]	0:57.79 [10]	0:45.96 [10]	0:34.33 [10]	0:23.40 [10]	0:34.33 +2		
		Nathan Thomas		600m	600m	(0:13.82)	(0:11.35)	(0:11.98)	(0:11.83)	(0:11.63)	(0:10.93)	(0:11.21)			
9	9	PARADE GROUND	13	66.9	0:10.98	1:34.99 [9]	1:21.56 [7]	1:09.99 [7]	0:58.01 [7]	0:46.22 [7]	0:34.70 [7]	0:23.72 [6]	0:34.70 +2		
		Sean Cormack		600m	600m	(0:13.43)	(0:11.57)	(0:11.98)	(0:11.79)	(0:11.52)	(0:10.98)	(0:11.28)			
10	4	CONVENER	9	65.9	0:11.08	1:35.23 [10]	1:21.12 [13]	1:09.83 [13]	0:57.77 [13]	0:45.85 [13]	0:34.38 [13]	0:23.30 [13]	0:34.38 +0		
		Raul Silvera Olivera		600m	600m	(0:14.11)	(0:11.29)	(0:12.06)	(0:11.92)	(0:11.47)	(0:11.08)	(0:11.20)			

Scratched: Deciduous (#8), Menazzi (#10), Quothquan (#12)



Rockhampton Professional

Race 7: TAB TATTERSALLS GOLD CUP OPEN Handicap - 1600m

20 June 2025 - 16:35



Track Rating: Good 4, Weather: Fine, Rail Position: +0.5m Entire

Section						Overall	1400m	1200m	1000m	800m	600m	400m	Last 600m		
Field Times						1:34.27 (0:13.08)	1:21.19 (0:11.17)	1:10.02 (0:11.74)	0:58.28 (0:11.56)	0:46.72 (0:11.66)	0:35.06 (0:11.40)	0:23.66 (0:11.55)	0:35.06		
Rank	TAB	Horse/Jockey	Barrier	Top Speed [km/h]	Fastest Section										Distance Travelled [m]
11	7	SIR GRACE	8	65.7	0:11.14	1:35.30 [11]	1:21.66 [8]	1:10.12 [11]	0:58.13 [11]	0:46.19 [11]	0:34.58 [12]	0:23.44 [12]	0:34.58	+4	
		Warwick Satherley		600m	600m	(0:13.64)	(0:11.54)	(0:11.99)	(0:11.94)	(0:11.61)	(0:11.14)	(0:11.29)			
12	6	FOR VALOUR	4	64.5	0:11.33	1:35.99 [12]	1:22.89 [2]	1:11.56 [2]	0:59.80 [2]	0:48.20 [2]	0:36.60 [2]	0:25.25 [2]	0:36.60	-1	
		Tahlia Fenlon		600m	1400m	(0:13.10)	(0:11.33)	(0:11.76)	(0:11.60)	(0:11.60)	(0:11.35)	(0:11.81)			
13	3	UNDER THE CAP	3	64.8	0:11.29	1:36.55 [13]	1:23.29 [4]	1:11.87 [5]	0:59.89 [5]	0:48.12 [5]	0:36.57 [5]	0:25.28 [7]	0:36.57	-3	
		Cody Collis		Overall	600m	(0:13.26)	(0:11.42)	(0:11.98)	(0:11.77)	(0:11.55)	(0:11.29)	(0:11.81)			

Scratched: Deciduous (#8), Menazzi (#10), Quothquan (#12)



Rockhampton Professional

Race 7: TAB TATTERSALLS GOLD CUP OPEN Handicap - 1600m

20 June 2025 - 16:35



Track Rating: Good 4, Weather: Fine, Rail Position: +0.5m Entire

Section Field Times				200m 0:12.11 (0:12.11)		Last 600m 0:35.06			
Rank	TAB	Horse/Jockey	Barrier	Top Speed [km/h]	Fastest Section	Margin			Distance Travelled [m]
1	5	SKYFORGER	7	66.5	0:11.06	0:11.85 [4]	1:34.27	0:34.10	
		Justin Huxtable		600m	600m	(0:11.85)			
2	1	LOGAN STREET LION	11	66.8	0:11.08	0:12.15 [2]	0.4L	0:34.49	-2
		Ryan Wiggins		600m	600m	(0:12.15)			
3	13	DIVINE PURPOSE	2	64.6	0:11.29	0:12.13 [3]	0.77L	0:34.91	-4
		Justin Stanley		1400m	600m	(0:12.13)			
4	11	PIPISTRELLE	1	66.1	0:11.17	0:12.33 [1]	1.3L	0:35.28	-4
		Ron Stewart		Overall	1400m	(0:12.33)			
5	15	SPOOKY SPIRIT	5	65.2	0:11.12	0:11.89 [8]	1.92L	0:34.21	-4
		Olivia Kendal		600m	600m	(0:11.89)			
6	14	REDWOOD SHADOW	10	66.8	0:10.93	0:11.87 [10]	2.07L	0:33.95	-3
		Georgina Cartwright		600m	600m	(0:11.87)			
7	2	ELLA TE AMA	6	66.4	0:11.08	0:12.24 [7]	3.89L	0:34.61	-1
		Kelsey Lenton		600m	600m	(0:12.24)			
8	16	BETTER TOMORROW	12	67.0	0:10.93	0:12.19 [9]	3.95L	0:34.33	+2
		Nathan Thomas		600m	600m	(0:12.19)			
9	9	PARADE GROUND	13	66.9	0:10.98	0:12.44 [6]	4.27L	0:34.70	+2
		Sean Cormack		600m	600m	(0:12.44)			
10	4	CONVENER	9	65.9	0:11.08	0:12.10 [12]	5.67L	0:34.38	+0
		Raul Silvera Olivera		600m	600m	(0:12.10)			

Scratched: Deciduous (#8), Menazzi (#10), Quothquan (#12)

Report Created: Fri 20 June 2025 17:46 GMT+10 (Note: Timing is based on position data)

Page 3/17

[] Ranking at each section and finish
-:-:- No data available at this section
NA No data available

SCN Saddle cloth number
DNF Did not finish
DNT Did not track

data processed by  TRIPLESDATA



Rockhampton Professional

Race 7: TAB TATTERSALLS GOLD CUP OPEN Handicap - 1600m

20 June 2025 - 16:35



Track Rating: Good 4, Weather: Fine, Rail Position: +0.5m Entire

Section		200m					Last 600m		
Field Times		0:12.11 (0:12.11)					0:35.06		
Rank	TAB	Horse/Jockey	Barrier	Top Speed [km/h]	Fastest Section	Margin		Distance Travelled [m]	
11	7	SIR GRACE	8	65.7	0:11.14	0:12.15 [13]	6.07L	0:34.58	+4
		Warwick Satherley		600m	600m	(0:12.15)			
12	6	FOR VALOUR	4	64.5	0:11.33	0:13.44 [5]	10.15L	0:36.60	-1
		Tahlia Fenlon		600m	1400m	(0:13.44)			
13	3	UNDER THE CAP	3	64.8	0:11.29	0:13.47 [11]	13.44L	0:36.57	-3
		Cody Collis		Overall	600m	(0:13.47)			

Scratched: Deciduous (#8), Menazzi (#10), Quothquan (#12)



Horse/Jockey Name	Skyforger
Final Rank	1
Fastest Section Time (Section)	0:11.06 (600m)
Top Speed [km/h] (Section)	66.5 (600m)
Race State	Finished



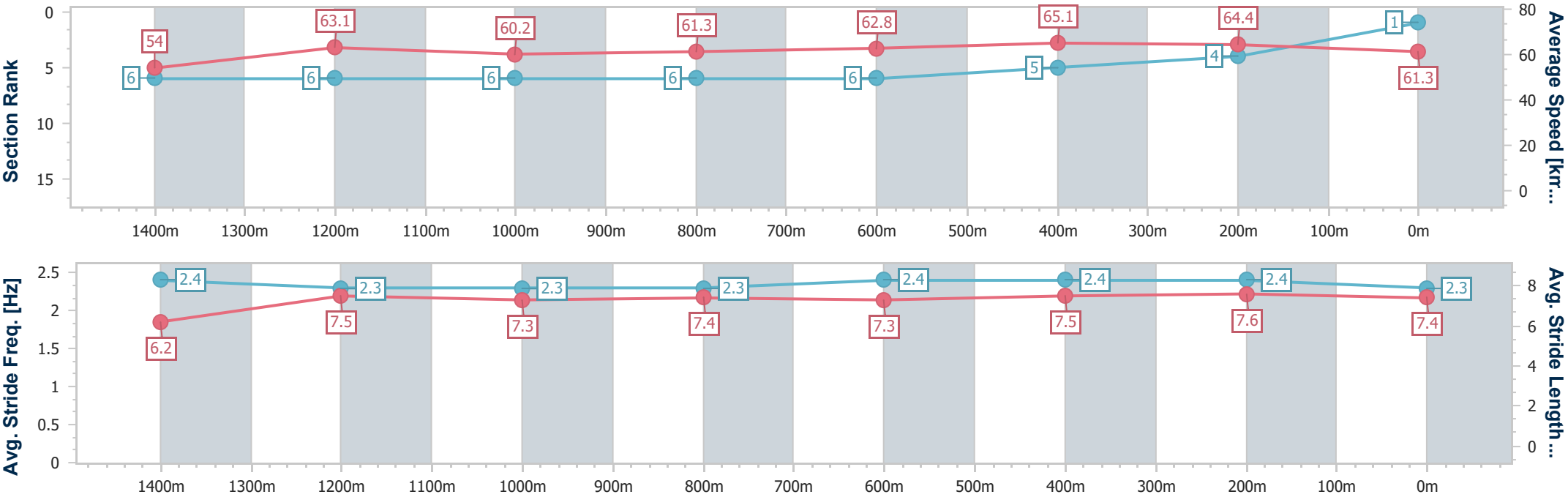
RockhamptonProfessional
Race 7: TAB TATTERSALLS GOLD CUP OPEN Handicap -
1600m

20 June 2025 - 16:35



Track Rating: Good 4, Weather: Fine, Rail Position: +0.5m Entire

Section	Overall	1400m	1200m	1000m	800m	600m	400m	200m					
Section Times	1:34.27 [1] (0:13.40)	1:20.87 [6] (0:11.41)	1:09.46 [6] (0:11.98)	0:57.48 [6] (0:11.78)	0:45.70 [6] (0:11.60)	0:34.10 [6] (0:11.06)	0:23.04 [5] (0:11.19)	0:11.85 [4] (0:11.85)					
Average Speed [km/h]	54.0	63.1	60.2	61.3	62.8	65.1	64.4	61.3					
Top Speed [km/h]	65.3	64.8	61.7	62.7	63.3	66.5	66.0	63.1					
Avg. Dist. to Rail [m]	6.8	1.8	1.2	0.5	1.5	5.3	6.5	6.8					
Avg. Stride Freq. [Hz]	2.4	2.3	2.3	2.3	2.4	2.4	2.4	2.3					
Avg. Stride Length [m]	6.2	7.5	7.3	7.4	7.3	7.5	7.6	7.4					





Horse/Jockey Name	Logan Street Lion
Final Rank	2
Fastest Section Time (Section)	0:11.08 (600m)
Top Speed [km/h] (Section)	66.8 (600m)
Race State	Finished



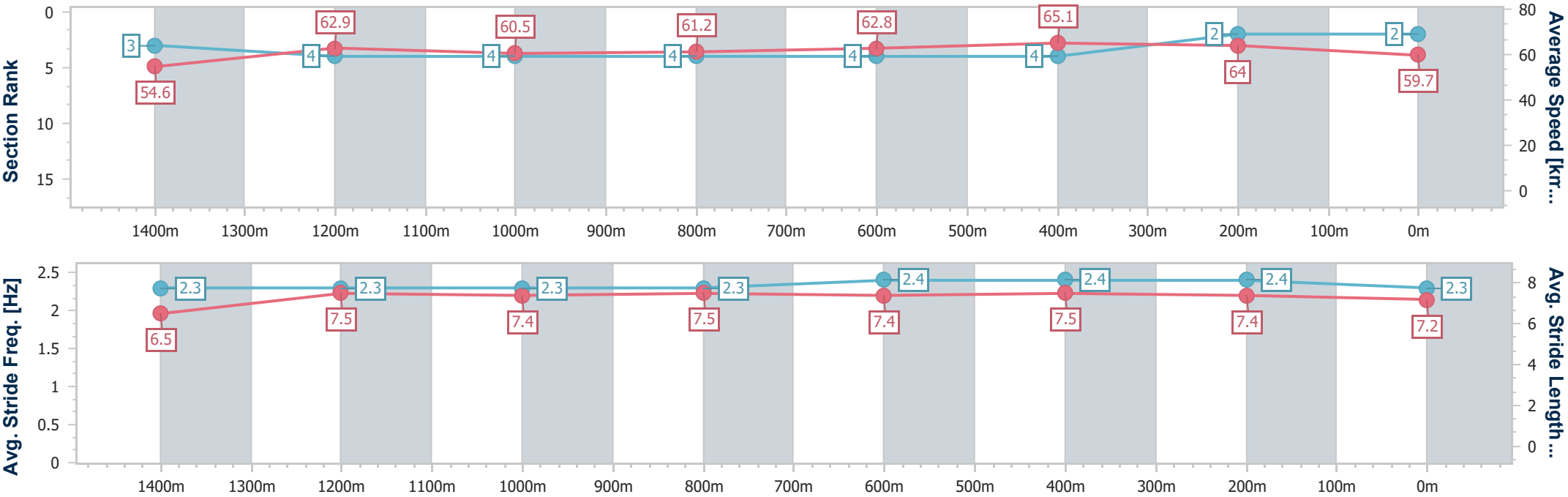
RockhamptonProfessional
Race 7: TAB TATTERSALLS GOLD CUP OPEN Handicap -
1600m

20 June 2025 - 16:35



Track Rating: Good 4, Weather: Fine, Rail Position: +0.5m Entire

Section	Overall	1400m	1200m	1000m	800m	600m	400m	200m					
Section Times	1:34.33 [2] (0:13.20)	1:21.13 [3] (0:11.45)	1:09.68 [4] (0:11.91)	0:57.77 [4] (0:11.70)	0:46.07 [4] (0:11.58)	0:34.49 [4] (0:11.08)	0:23.41 [4] (0:11.26)	0:12.15 [2] (0:12.15)					
Average Speed [km/h]	54.6	62.9	60.5	61.2	62.8	65.1	64.0	59.7					
Top Speed [km/h]	63.4	64.2	62.0	62.0	64.3	66.8	66.5	61.7					
Avg. Dist. to Rail [m]	9.2	2.3	1.0	0.6	1.2	4.5	6.4	6.5					
Avg. Stride Freq. [Hz]	2.3	2.3	2.3	2.3	2.4	2.4	2.4	2.3					
Avg. Stride Length [m]	6.5	7.5	7.4	7.5	7.4	7.5	7.4	7.2					





Horse/Jockey Name	Divine Purpose
Final Rank	3
Fastest Section Time (Section)	0:11.29 (600m)
Top Speed [km/h] (Section)	64.6 (1400m)
Race State	Finished



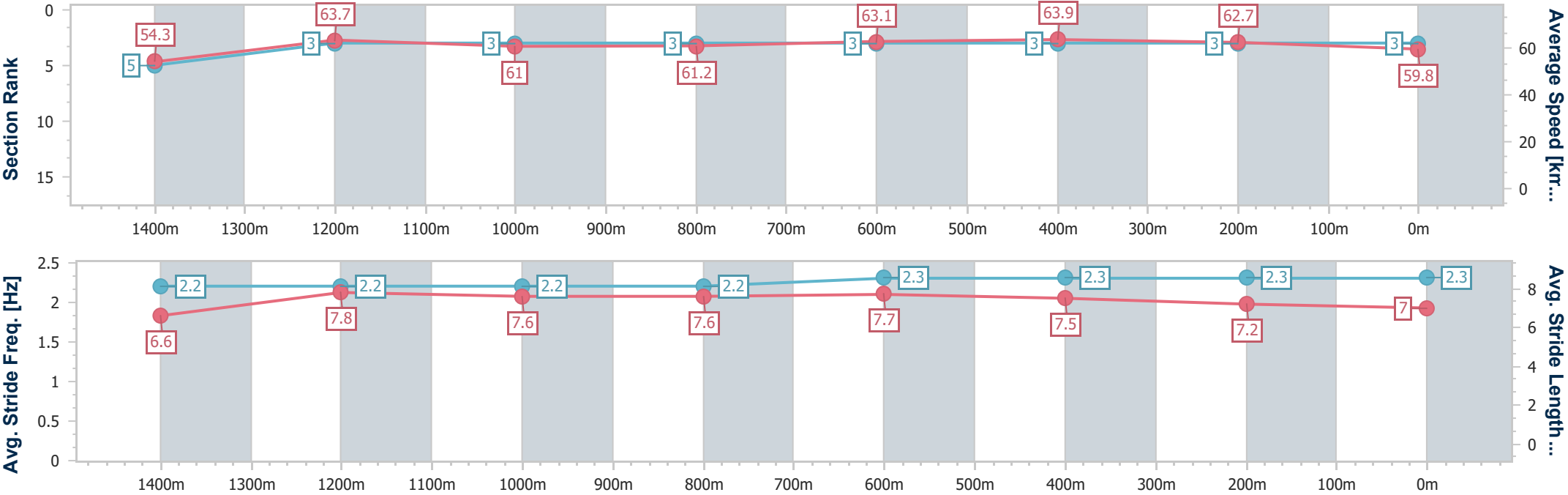
RockhamptonProfessional
Race 7: TAB TATTERSALLS GOLD CUP OPEN Handicap -
1600m

20 June 2025 - 16:35

Track Rating: Good 4, Weather: Fine, Rail Position: +0.5m Entire



Section	Overall	1400m	1200m	1000m	800m	600m	400m	200m					
Section Times	1:34.40 [3] (0:13.27)	1:21.13 [5] (0:11.31)	1:09.82 [3] (0:11.77)	0:58.05 [3] (0:11.66)	0:46.39 [3] (0:11.48)	0:34.91 [3] (0:11.29)	0:23.62 [3] (0:11.49)	0:12.13 [3] (0:12.13)					
Average Speed [km/h]	54.3	63.7	61.0	61.2	63.1	63.9	62.7	59.8					
Top Speed [km/h]	64.6	64.6	62.5	62.7	64.3	64.3	64.1	61.7					
Avg. Dist. to Rail [m]	3.2	1.2	1.2	1.4	1.2	3.2	3.6	4.2					
Avg. Stride Freq. [Hz]	2.2	2.2	2.2	2.2	2.3	2.3	2.3	2.3					
Avg. Stride Length [m]	6.6	7.8	7.6	7.6	7.7	7.5	7.2	7.0					





Horse/Jockey Name	Pipistrelle
Final Rank	4
Fastest Section Time (Section)	0:11.17 (1400m)
Top Speed [km/h] (Section)	66.1 (Overall)
Race State	Finished



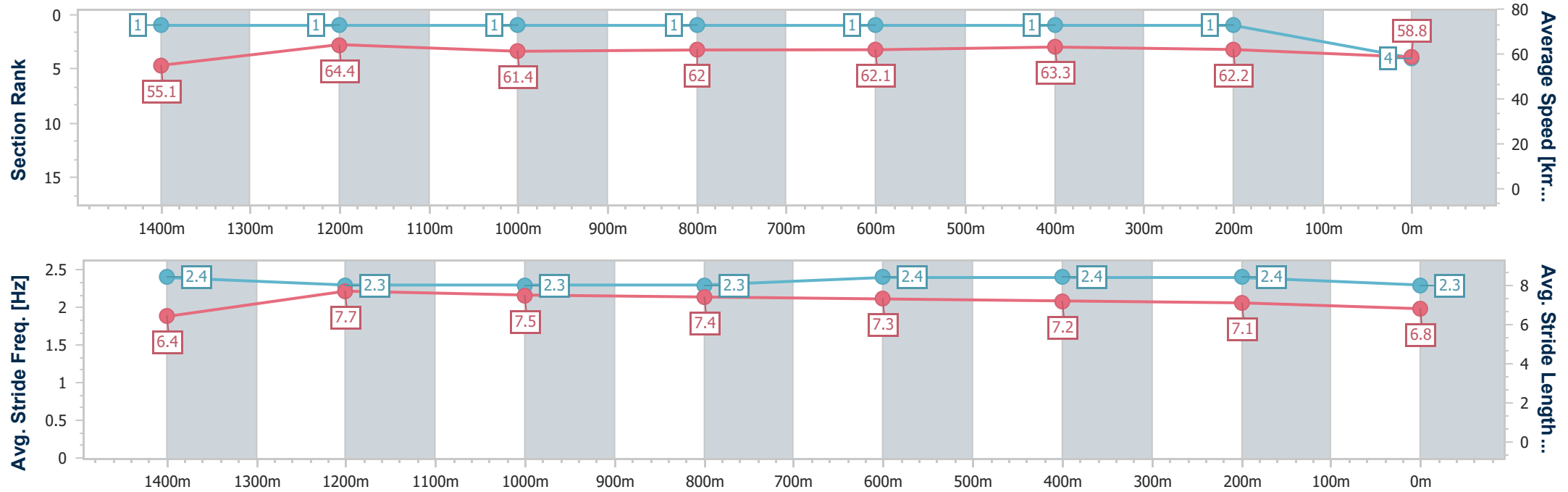
RockhamptonProfessional
Race 7: TAB TATTERSALLS GOLD CUP OPEN Handicap -
1600m

20 June 2025 - 16:35



Track Rating: Good 4, Weather: Fine, Rail Position: +0.5m Entire

Section	Overall	1400m	1200m	1000m	800m	600m	400m	200m					
Section Times	1:34.49 [4] (0:13.08)	1:21.41 [1] (0:11.17)	1:10.24 [1] (0:11.74)	0:58.50 [1] (0:11.56)	0:46.94 [1] (0:11.66)	0:35.28 [1] (0:11.40)	0:23.88 [1] (0:11.55)	0:12.33 [1] (0:12.33)					
Average Speed [km/h]	55.1	64.4	61.4	62.0	62.1	63.3	62.2	58.8					
Top Speed [km/h]	66.1	65.7	62.6	62.9	62.8	64.1	63.9	60.8					
Avg. Dist. to Rail [m]	3.2	0.1	0.2	0.6	1.0	2.1	2.6	2.5					
Avg. Stride Freq. [Hz]	2.4	2.3	2.3	2.3	2.4	2.4	2.4	2.3					
Avg. Stride Length [m]	6.4	7.7	7.5	7.4	7.3	7.2	7.1	6.8					



- [] Ranking at each section and finish
- .-.- No data available at this section
- NA No data available



Horse/Jockey Name	Spooky Spirit
Final Rank	5
Fastest Section Time (Section)	0:11.12 (600m)
Top Speed [km/h] (Section)	65.2 (600m)
Race State	Finished



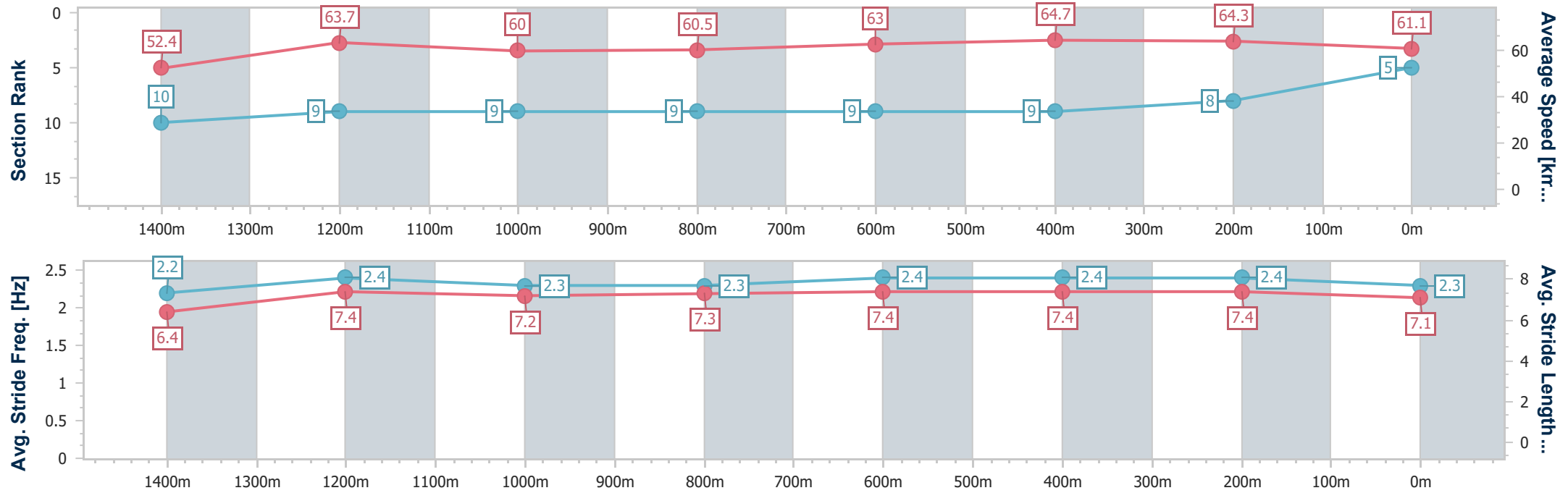
RockhamptonProfessional
Race 7: TAB TATTERSALLS GOLD CUP OPEN Handicap -
1600m

20 June 2025 - 16:35

Track Rating: Good 4, Weather: Fine, Rail Position: +0.5m Entire



Section	Overall	1400m	1200m	1000m	800m	600m	400m	200m					
Section Times	1:34.59 [5] (0:13.77)	1:20.82 [10] (0:11.31)	1:09.51 [9] (0:11.98)	0:57.53 [9] (0:11.84)	0:45.69 [9] (0:11.48)	0:34.21 [9] (0:11.12)	0:23.09 [9] (0:11.20)	0:11.89 [8] (0:11.89)					
Average Speed [km/h]	52.4	63.7	60.0	60.5	63.0	64.7	64.3	61.1					
Top Speed [km/h]	64.0	65.2	62.1	61.9	64.6	65.2	65.1	63.9					
Avg. Dist. to Rail [m]	3.9	1.9	1.4	1.3	0.9	2.3	2.4	2.9					
Avg. Stride Freq. [Hz]	2.2	2.4	2.3	2.3	2.4	2.4	2.4	2.3					
Avg. Stride Length [m]	6.4	7.4	7.2	7.3	7.4	7.4	7.4	7.1					





Horse/Jockey Name	Redwood Shadow
Final Rank	6
Fastest Section Time (Section)	0:10.93 (600m)
Top Speed [km/h] (Section)	66.8 (600m)
Race State	Finished



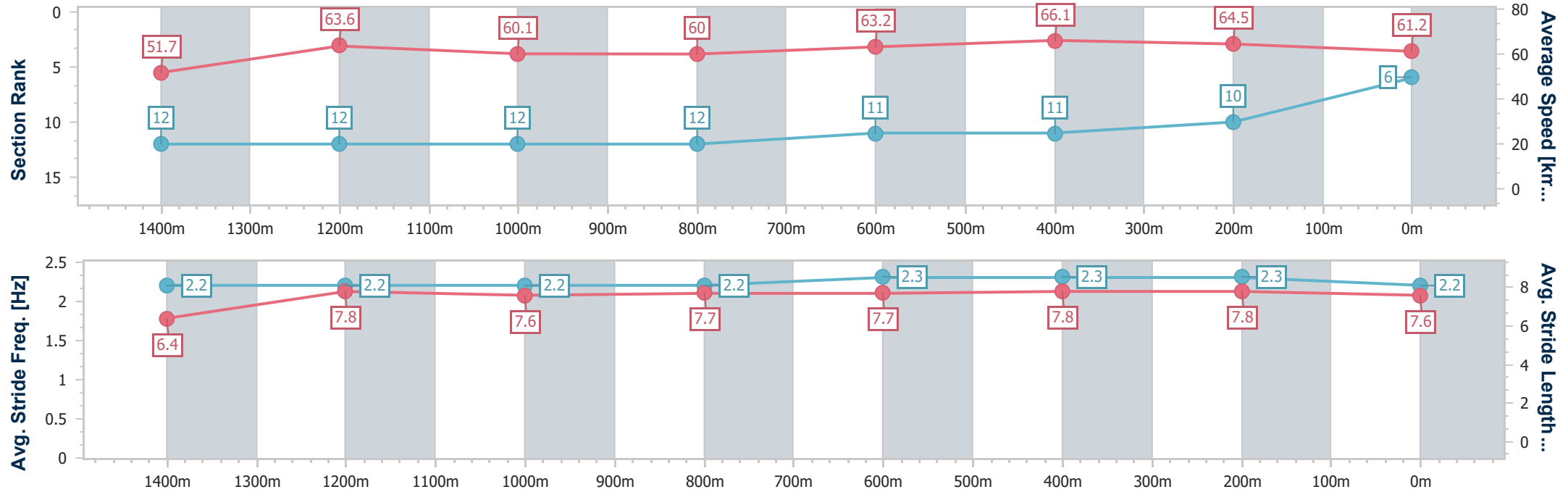
RockhamptonProfessional
Race 7: TAB TATTERSALLS GOLD CUP OPEN Handicap -
1600m

20 June 2025 - 16:35



Track Rating: Good 4, Weather: Fine, Rail Position: +0.5m Entire

Section	Overall	1400m	1200m	1000m	800m	600m	400m	200m					
Section Times	1:34.62 [6] (0:13.98)	1:20.64 [12] (0:11.32)	1:09.32 [12] (0:11.96)	0:57.36 [12] (0:11.91)	0:45.45 [12] (0:11.50)	0:33.95 [11] (0:10.93)	0:23.02 [11] (0:11.15)	0:11.87 [10] (0:11.87)					
Average Speed [km/h]	51.7	63.6	60.1	60.0	63.2	66.1	64.5	61.2					
Top Speed [km/h]	63.2	64.0	62.8	62.4	64.0	66.8	66.0	63.9					
Avg. Dist. to Rail [m]	8.3	0.9	1.0	1.1	1.3	3.7	4.3	4.8					
Avg. Stride Freq. [Hz]	2.2	2.2	2.2	2.2	2.3	2.3	2.3	2.2					
Avg. Stride Length [m]	6.4	7.8	7.6	7.7	7.7	7.8	7.8	7.6					





Horse/Jockey Name	Ella Te Ama
Final Rank	7
Fastest Section Time (Section)	0:11.08 (600m)
Top Speed [km/h] (Section)	66.4 (600m)
Race State	Finished



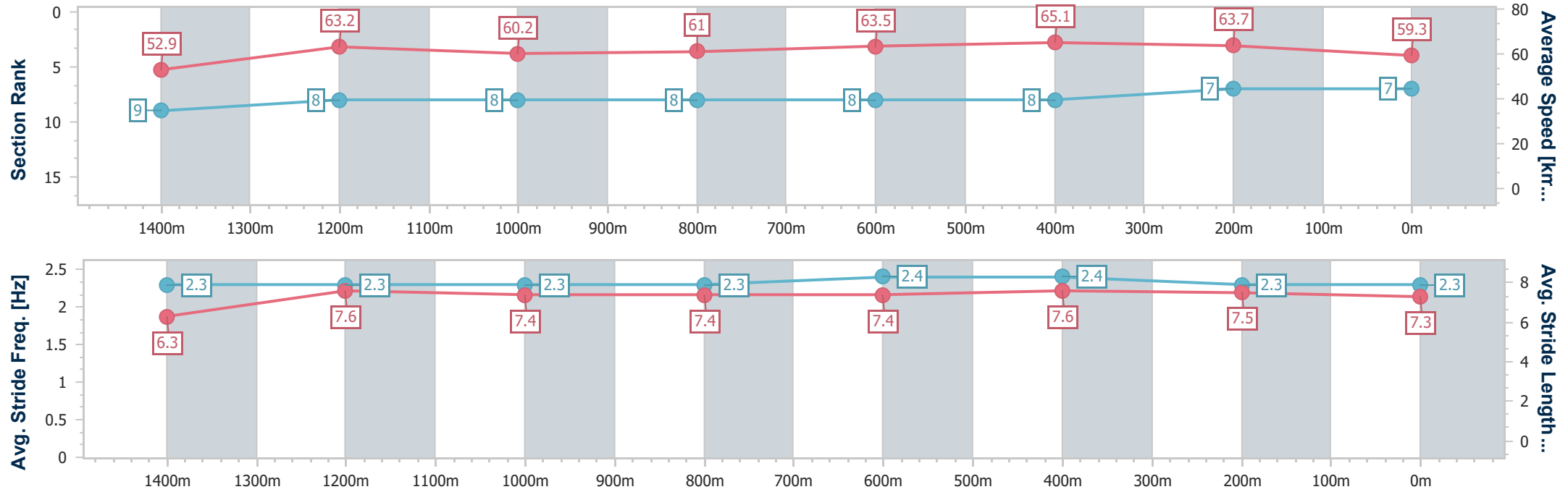
RockhamptonProfessional
Race 7: TAB TATTERSALLS GOLD CUP OPEN Handicap -
1600m

20 June 2025 - 16:35

Track Rating: Good 4, Weather: Fine, Rail Position: +0.5m Entire



Section	Overall	1400m	1200m	1000m	800m	600m	400m	200m					
Section Times	1:34.93 [7] (0:13.64)	1:21.29 [9] (0:11.38)	1:09.91 [8] (0:11.97)	0:57.94 [8] (0:11.79)	0:46.15 [8] (0:11.54)	0:34.61 [8] (0:11.08)	0:23.53 [8] (0:11.29)	0:12.24 [7] (0:12.24)					
Average Speed [km/h]	52.9	63.2	60.2	61.0	63.5	65.1	63.7	59.3					
Top Speed [km/h]	64.4	64.3	61.1	63.3	64.9	66.4	65.7	62.1					
Avg. Dist. to Rail [m]	6.0	0.5	0.3	0.5	2.1	4.4	5.7	7.6					
Avg. Stride Freq. [Hz]	2.3	2.3	2.3	2.3	2.4	2.4	2.3	2.3					
Avg. Stride Length [m]	6.3	7.6	7.4	7.4	7.4	7.6	7.5	7.3					





Horse/Jockey Name	Better Tomorrow
Final Rank	8
Fastest Section Time (Section)	0:10.93 (600m)
Top Speed [km/h] (Section)	67.0 (600m)
Race State	Finished



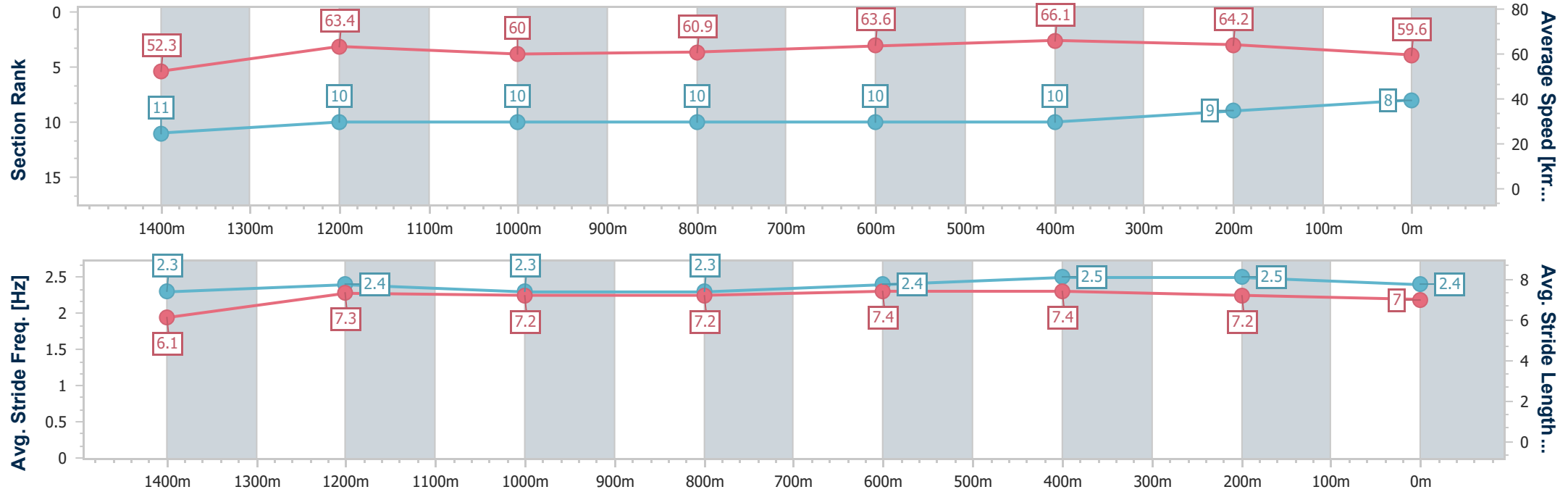
RockhamptonProfessional
Race 7: TAB TATTERSALLS GOLD CUP OPEN Handicap -
1600m

20 June 2025 - 16:35

Track Rating: Good 4, Weather: Fine, Rail Position: +0.5m Entire



Section	Overall	1400m	1200m	1000m	800m	600m	400m	200m					
Section Times	1:34.94 [8] (0:13.82)	1:21.12 [11] (0:11.35)	1:09.77 [10] (0:11.98)	0:57.79 [10] (0:11.83)	0:45.96 [10] (0:11.63)	0:34.33 [10] (0:10.93)	0:23.40 [10] (0:11.21)	0:12.19 [9] (0:12.19)					
Average Speed [km/h]	52.3	63.4	60.0	60.9	63.6	66.1	64.2	59.6					
Top Speed [km/h]	63.8	64.9	62.0	64.4	65.2	67.0	66.2	61.9					
Avg. Dist. to Rail [m]	9.6	0.4	0.3	0.5	3.3	6.7	10.2	10.8					
Avg. Stride Freq. [Hz]	2.3	2.4	2.3	2.3	2.4	2.5	2.5	2.4					
Avg. Stride Length [m]	6.1	7.3	7.2	7.2	7.4	7.4	7.2	7.0					





Horse/Jockey Name	Parade Ground
Final Rank	9
Fastest Section Time (Section)	0:10.98 (600m)
Top Speed [km/h] (Section)	66.9 (600m)
Race State	Finished



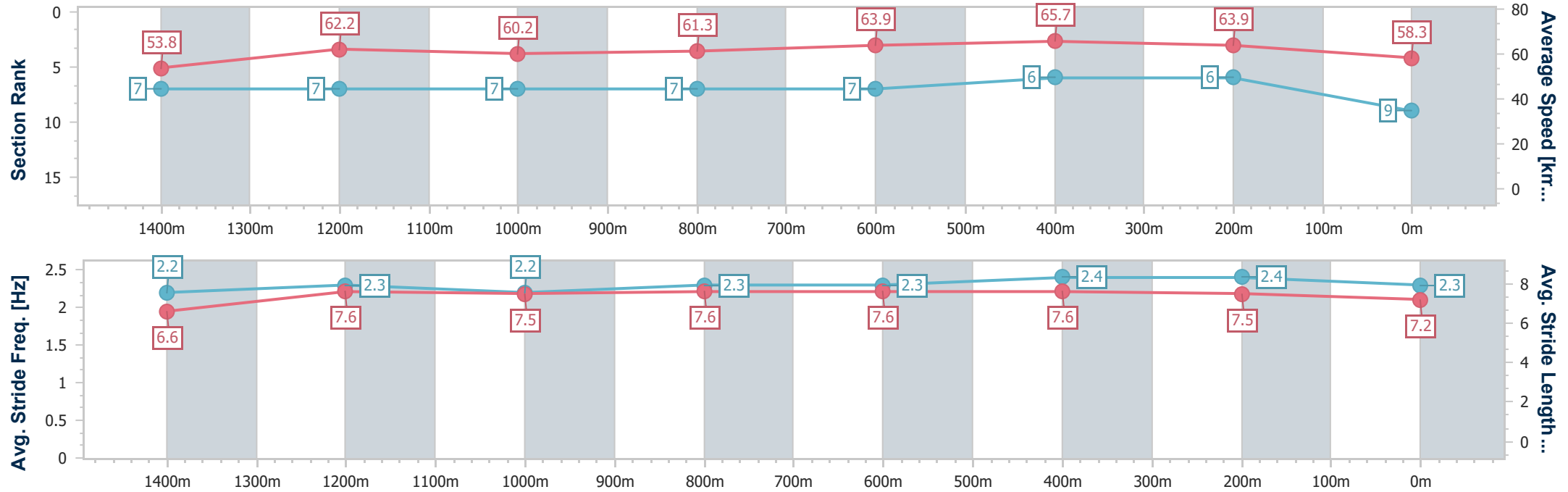
RockhamptonProfessional
Race 7: TAB TATTERSALLS GOLD CUP OPEN Handicap -
1600m

20 June 2025 - 16:35

Track Rating: Good 4, Weather: Fine, Rail Position: +0.5m Entire



Section	Overall	1400m	1200m	1000m	800m	600m	400m	200m					
Section Times	1:34.99 [9] (0:13.43)	1:21.56 [7] (0:11.57)	1:09.99 [7] (0:11.98)	0:58.01 [7] (0:11.79)	0:46.22 [7] (0:11.52)	0:34.70 [7] (0:10.98)	0:23.72 [6] (0:11.28)	0:12.44 [6] (0:12.44)					
Average Speed [km/h]	53.8	62.2	60.2	61.3	63.9	65.7	63.9	58.3					
Top Speed [km/h]	62.9	63.0	61.5	63.2	64.9	66.9	66.5	61.6					
Avg. Dist. to Rail [m]	10.5	0.9	0.6	0.6	2.7	6.4	8.1	8.9					
Avg. Stride Freq. [Hz]	2.2	2.3	2.2	2.3	2.3	2.4	2.4	2.3					
Avg. Stride Length [m]	6.6	7.6	7.5	7.6	7.6	7.6	7.5	7.2					





Horse/Jockey Name	Convener
Final Rank	10
Fastest Section Time (Section)	0:11.08 (600m)
Top Speed [km/h] (Section)	65.9 (600m)
Race State	Finished



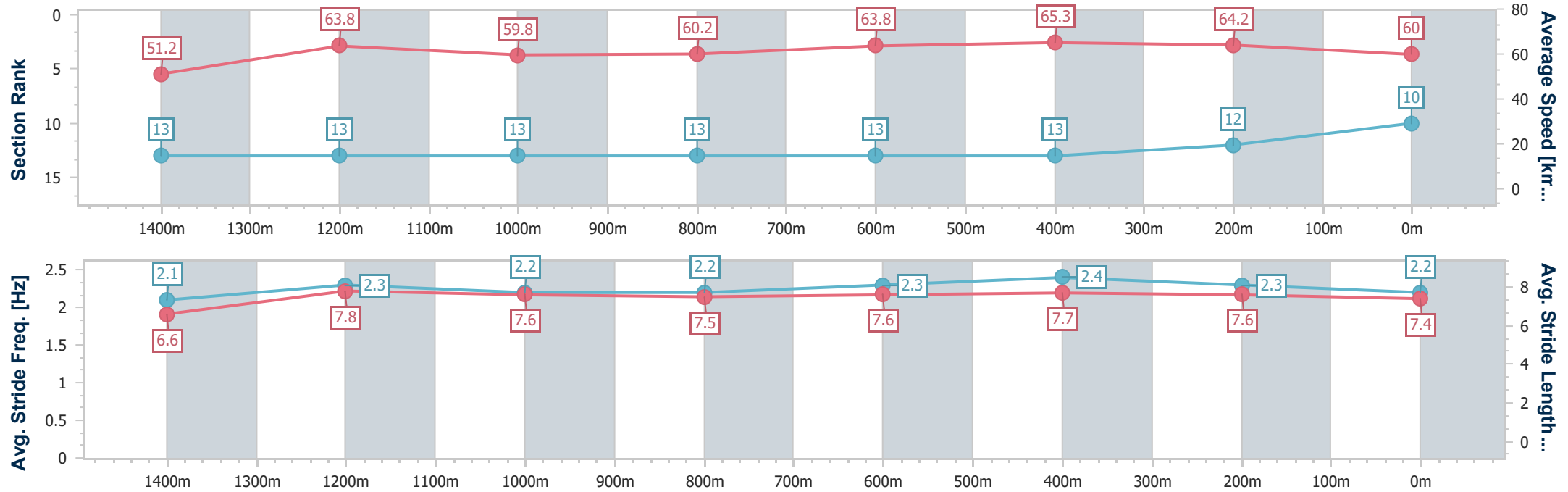
RockhamptonProfessional
Race 7: TAB TATTERSALLS GOLD CUP OPEN Handicap -
1600m

20 June 2025 - 16:35

Track Rating: Good 4, Weather: Fine, Rail Position: +0.5m Entire



Section	Overall	1400m	1200m	1000m	800m	600m	400m	200m					
Section Times	1:35.23 [10] (0:14.11)	1:21.12 [13] (0:11.29)	1:09.83 [13] (0:12.06)	0:57.77 [13] (0:11.92)	0:45.85 [13] (0:11.47)	0:34.38 [13] (0:11.08)	0:23.30 [13] (0:11.20)	0:12.10 [12] (0:12.10)					
Average Speed [km/h]	51.2	63.8	59.8	60.2	63.8	65.3	64.2	60.0					
Top Speed [km/h]	63.3	65.0	62.2	62.4	65.4	65.9	65.8	62.8					
Avg. Dist. to Rail [m]	6.9	0.2	0.4	0.4	2.2	4.6	6.0	7.5					
Avg. Stride Freq. [Hz]	2.1	2.3	2.2	2.2	2.3	2.4	2.3	2.2					
Avg. Stride Length [m]	6.6	7.8	7.6	7.5	7.6	7.7	7.6	7.4					





Horse/Jockey Name	Sir Grace
Final Rank	11
Fastest Section Time (Section)	0:11.14 (600m)
Top Speed [km/h] (Section)	65.7 (600m)
Race State	Finished



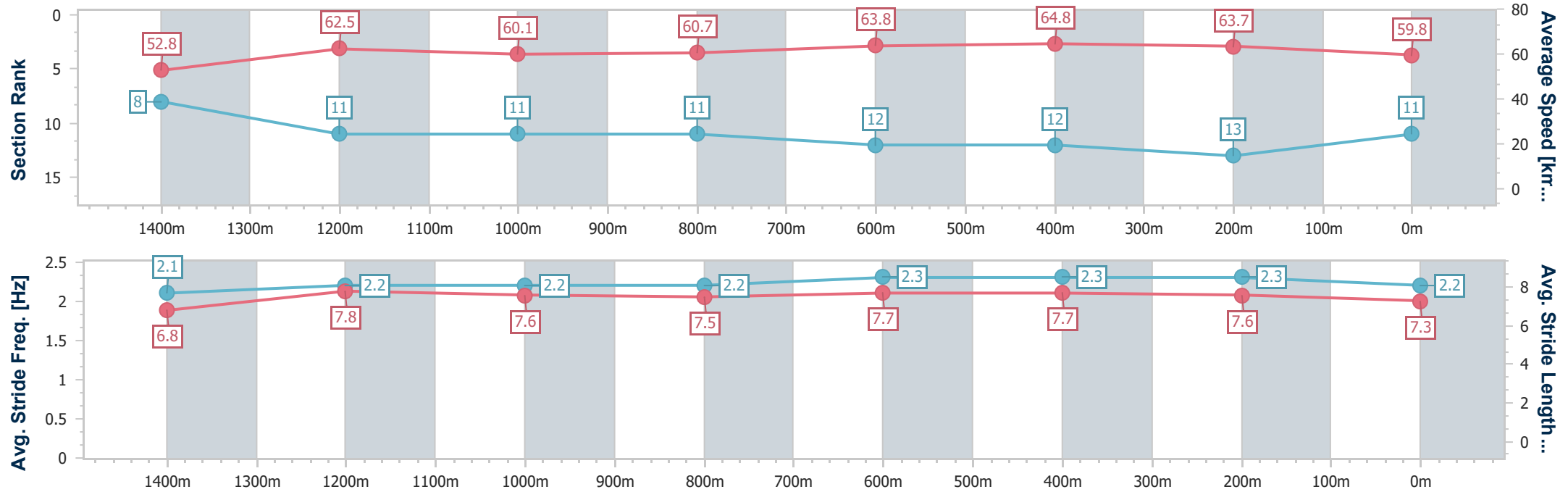
RockhamptonProfessional
Race 7: TAB TATTERSALLS GOLD CUP OPEN Handicap -
1600m

20 June 2025 - 16:35

Track Rating: Good 4, Weather: Fine, Rail Position: +0.5m Entire



Section	Overall	1400m	1200m	1000m	800m	600m	400m	200m					
Section Times	1:35.30 [11] (0:13.64)	1:21.66 [8] (0:11.54)	1:10.12 [11] (0:11.99)	0:58.13 [11] (0:11.94)	0:46.19 [11] (0:11.61)	0:34.58 [12] (0:11.14)	0:23.44 [12] (0:11.29)	0:12.15 [13] (0:12.15)					
Average Speed [km/h]	52.8	62.5	60.1	60.7	63.8	64.8	63.7	59.8					
Top Speed [km/h]	63.7	63.6	62.0	62.5	64.3	65.7	65.4	62.4					
Avg. Dist. to Rail [m]	8.8	1.4	1.8	1.3	3.3	5.6	6.9	9.1					
Avg. Stride Freq. [Hz]	2.1	2.2	2.2	2.2	2.3	2.3	2.3	2.2					
Avg. Stride Length [m]	6.8	7.8	7.6	7.5	7.7	7.7	7.6	7.3					





Horse/Jockey Name	For Valour
Final Rank	12
Fastest Section Time (Section)	0:11.33 (1400m)
Top Speed [km/h] (Section)	64.5 (600m)
Race State	Finished



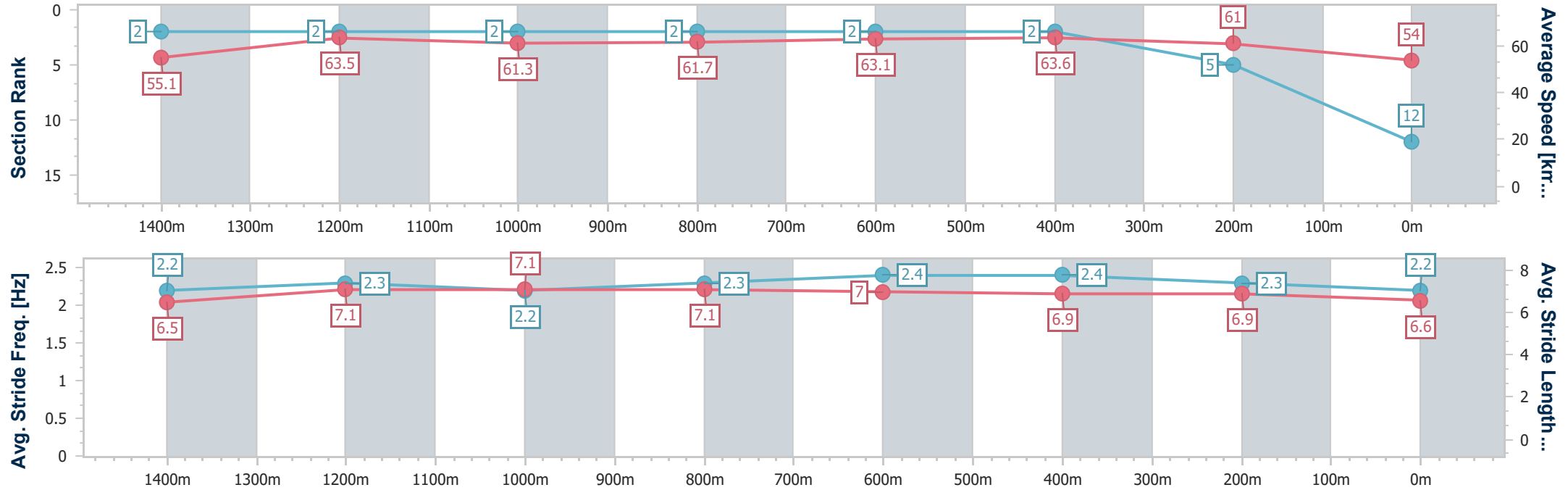
RockhamptonProfessional
Race 7: TAB TATTERSALLS GOLD CUP OPEN Handicap -
1600m

20 June 2025 - 16:35

Track Rating: Good 4, Weather: Fine, Rail Position: +0.5m Entire



Section	Overall	1400m	1200m	1000m	800m	600m	400m	200m					
Section Times	1:35.99 [12] (0:13.10)	1:22.89 [2] (0:11.33)	1:11.56 [2] (0:11.76)	0:59.80 [2] (0:11.60)	0:48.20 [2] (0:11.60)	0:36.60 [2] (0:11.35)	0:25.25 [2] (0:11.81)	0:13.44 [5] (0:13.44)					
Average Speed [km/h]	55.1	63.5	61.3	61.7	63.1	63.6	61.0	54.0					
Top Speed [km/h]	63.5	64.2	62.0	62.2	64.2	64.5	63.8	58.7					
Avg. Dist. to Rail [m]	4.9	0.1	0.2	0.5	1.8	4.5	4.6	5.4					
Avg. Stride Freq. [Hz]	2.2	2.3	2.2	2.3	2.4	2.4	2.3	2.2					
Avg. Stride Length [m]	6.5	7.1	7.1	7.1	7.0	6.9	6.9	6.6					





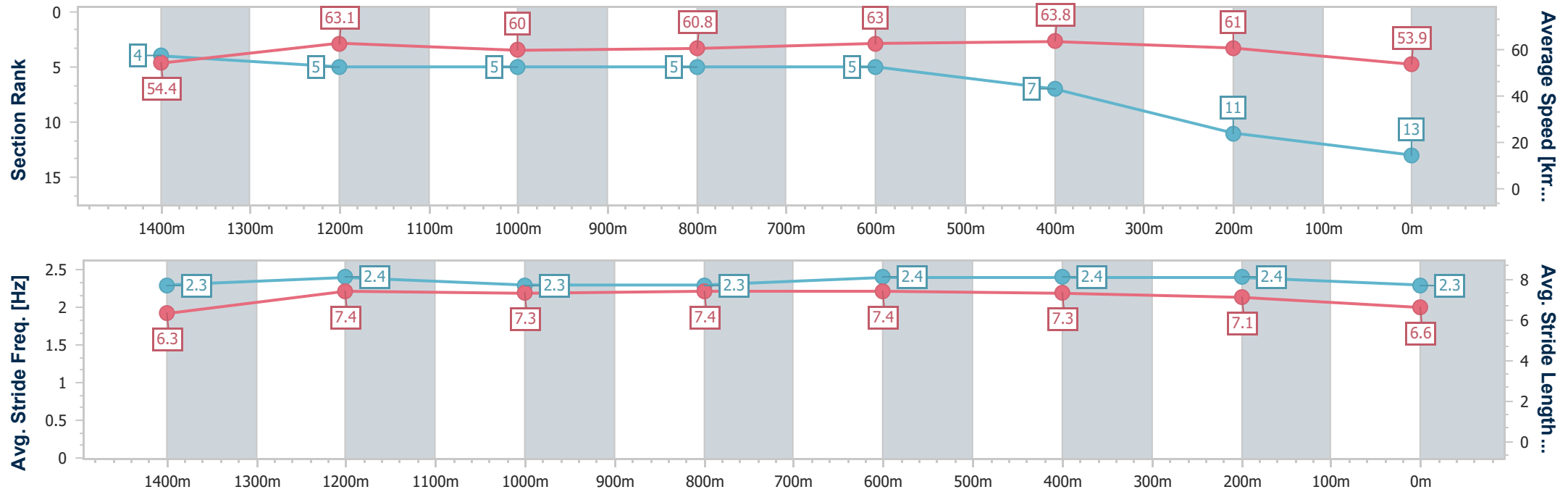
Horse/Jockey Name	Under The Cap
Final Rank	13
Fastest Section Time (Section)	0:11.29 (600m)
Top Speed [km/h] (Section)	64.8 (Overall)
Race State	Finished



RockhamptonProfessional
Race 7: TAB TATTERSALLS GOLD CUP OPEN Handicap -
1600m
20 June 2025 - 16:35
Track Rating: Good 4, Weather: Fine, Rail Position: +0.5m Entire



Section	Overall	1400m	1200m	1000m	800m	600m	400m	200m					
Section Times	1:36.55 [13] (0:13.26)	1:23.29 [4] (0:11.42)	1:11.87 [5] (0:11.98)	0:59.89 [5] (0:11.77)	0:48.12 [5] (0:11.55)	0:36.57 [5] (0:11.29)	0:25.28 [7] (0:11.81)	0:13.47 [11] (0:13.47)					
Average Speed [km/h]	54.4	63.1	60.0	60.8	63.0	63.8	61.0	53.9					
Top Speed [km/h]	64.8	64.3	61.7	62.5	63.8	64.1	63.1	58.8					
Avg. Dist. to Rail [m]	4.3	0.2	0.6	0.8	1.1	2.9	3.5	6.1					
Avg. Stride Freq. [Hz]	2.3	2.4	2.3	2.3	2.4	2.4	2.4	2.3					
Avg. Stride Length [m]	6.3	7.4	7.3	7.4	7.4	7.3	7.1	6.6					





Rockhampton Professional

Race 8: GREAT NORTHERN BENCHMARK 65 Handicap - 1100m

20 June 2025 - 17:08



Track Rating: Good 4, Weather: Fine, Rail Position: +0.5m Entire

Section						Overall	1000m	800m	600m	400m	200m	Last 600m		
Field Times						1:02.41 (0:06.90)	0:55.51 (0:10.61)	0:44.90 (0:10.94)	0:33.96 (0:10.80)	0:23.16 (0:11.09)	0:12.07 (0:12.07)	0:33.96		
Rank	TAB	Horse/Jockey	Barrier	Top Speed [km/h]	Fastest Section							Margin	Distance Travelled [m]	
1	1	DAIMYO	5	67.5	0:07.28	1:02.41 [1]	0:55.13 [9]	0:44.12 [8]	0:33.40 [5]	0:22.56 [7]	0:11.74 [3]	1:02.41	0:33.40	
		Nikki Olzard		600m	Overall	(0:07.28)	(0:11.01)	(0:10.72)	(0:10.84)	(0:10.82)	(0:11.74)			
2	5	CANNY BE BETTER	7	69.1	0:07.48	1:02.50 [2]	0:55.02 [10]	0:43.98 [9]	0:33.21 [9]	0:22.60 [8]	0:11.62 [7]	0.53L	0:33.21	+5
		Ryan Wiggins		600m	Overall	(0:07.48)	(0:11.04)	(0:10.77)	(0:10.61)	(0:10.98)	(0:11.62)			
3	6	DEVIL DEVIL	1	68.9	0:07.17	1:02.62 [3]	0:55.45 [5]	0:44.78 [5]	0:33.97 [2]	0:23.30 [2]	0:12.28 [1]	1.22L	0:33.97	+5
		Justin Stanley		600m	Overall	(0:07.17)	(0:10.67)	(0:10.81)	(0:10.67)	(0:11.02)	(0:12.28)			
4	13	ROWDASH	3	68.5	0:07.28	1:02.77 [4]	0:55.49 [8]	0:44.48 [7]	0:33.70 [7]	0:23.02 [5]	0:12.00 [5]	2.13L	0:33.70	+0
		Kelsey Lenton		600m	Overall	(0:07.28)	(0:11.01)	(0:10.78)	(0:10.68)	(0:11.02)	(0:12.00)			
5	14	CUMIN SPINNER	4	68.8	0:07.09	1:02.87 [5]	0:55.78 [3]	0:45.06 [3]	0:33.90 [4]	0:23.20 [4]	0:12.15 [4]	2.7L	0:33.90	+12
		Jackson Murphy		1000m	Overall	(0:07.09)	(0:10.72)	(0:11.16)	(0:10.70)	(0:11.05)	(0:12.15)			
6	3	RUSSIAN MINT	10	68.7	0:07.27	1:02.94 [6]	0:55.67 [7]	0:44.41 [10]	0:33.42 [10]	0:22.76 [10]	0:11.95 [8]	3.11L	0:33.42	+14
		Ashley Butler		600m	Overall	(0:07.27)	(0:11.26)	(0:10.99)	(0:10.66)	(0:10.81)	(0:11.95)			
7	10	UNIVERSAL HARMONY	2	70.2	0:07.18	1:03.10 [7]	0:55.92 [6]	0:45.59 [1]	0:34.65 [1]	0:23.85 [1]	0:12.66 [2]	4.06L	0:34.65	+3
		Leah Martyn		1000m	Overall	(0:07.18)	(0:10.33)	(0:10.94)	(0:10.80)	(0:11.19)	(0:12.66)			
8	2	NORTHERNONTAP	6	69.3	0:07.04	1:03.16 [8]	0:56.12 [2]	0:45.35 [3]	0:34.12 [6]	0:23.34 [6]	0:12.32 [6]	4.38L	0:34.12	+14
		Justin Huxtable		1000m	Overall	(0:07.04)	(0:10.77)	(0:11.23)	(0:10.78)	(0:11.02)	(0:12.32)			
9	7	INATICK	8	69.3	0:07.13	1:03.99 [9]	0:56.86 [4]	0:45.95 [6]	0:34.75 [8]	0:23.92 [9]	0:12.72 [10]	9.29L	0:34.75	+16
		Cody Collis		1000m	Overall	(0:07.13)	(0:10.91)	(0:11.20)	(0:10.83)	(0:11.20)	(0:12.72)			
10	9	COBBO	9	69.9	0:06.90	1:04.22 [10]	0:57.32 [1]	0:46.70 [2]	0:35.48 [3]	0:24.57 [3]	0:12.96 [9]	10.63L	0:35.48	+10
		Raul Silvera Olivera		1000m	Overall	(0:06.90)	(0:10.62)	(0:11.22)	(0:10.91)	(0:11.61)	(0:12.96)			

Scratched: All England (#12), Immortality (#11), Dance For Me Randy (#4), Thunder Mania (#8)

Report Created: Fri 20 June 2025 17:46 GMT+10 (Note: Timing is based on position data)

Page 1/11

[] Ranking at each section and finish
-:-:- No data available at this section
NA No data available

SCN Saddle cloth number
DNF Did not finish
DNT Did not track

data processed by  TRIPLESDATA



Horse/Jockey Name	Daimyo
Final Rank	1
Fastest Section Time (Section)	0:07.28 (Overall)
Top Speed [km/h] (Section)	67.5 (600m)
Race State	Finished

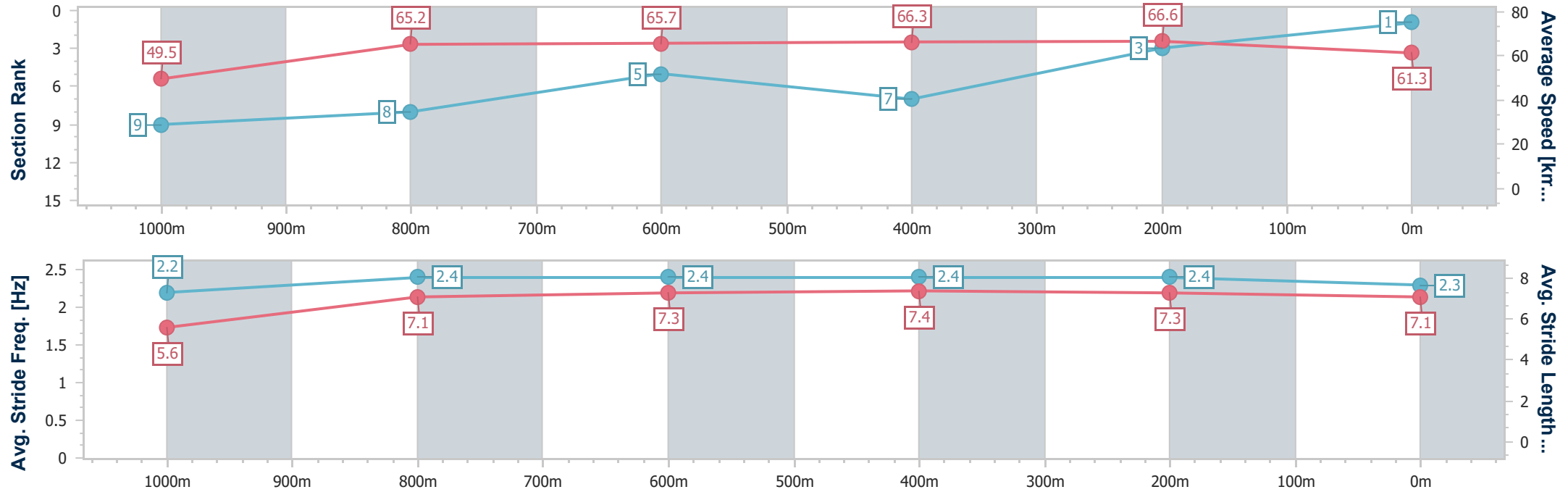


RockhamptonProfessional
Race 8: GREAT NORTHERN BENCHMARK 65 Handicap - 1100m
20 June 2025 - 17:08



Track Rating: Good 4, Weather: Fine, Rail Position: +0.5m Entire

Section	Overall	1000m	800m	600m	400m	200m								
Section Times	1:02.41 [1] (0:07.28)	0:55.13 [9] (0:11.01)	0:44.12 [8] (0:10.72)	0:33.40 [5] (0:10.84)	0:22.56 [7] (0:10.82)	0:11.74 [3] (0:11.74)								
Average Speed [km/h]	49.5	65.2	65.7	66.3	66.6	61.3								
Top Speed [km/h]	61.2	66.8	67.0	67.5	67.0	65.5								
Avg. Dist. to Rail [m]	8.4	1.6	2.5	1.0	2.1	3.1								
Avg. Stride Freq. [Hz]	2.2	2.4	2.4	2.4	2.4	2.3								
Avg. Stride Length [m]	5.6	7.1	7.3	7.4	7.3	7.1								





Horse/Jockey Name	Canny Be Better
Final Rank	2
Fastest Section Time (Section)	0:07.48 (Overall)
Top Speed [km/h] (Section)	69.1 (600m)
Race State	Finished



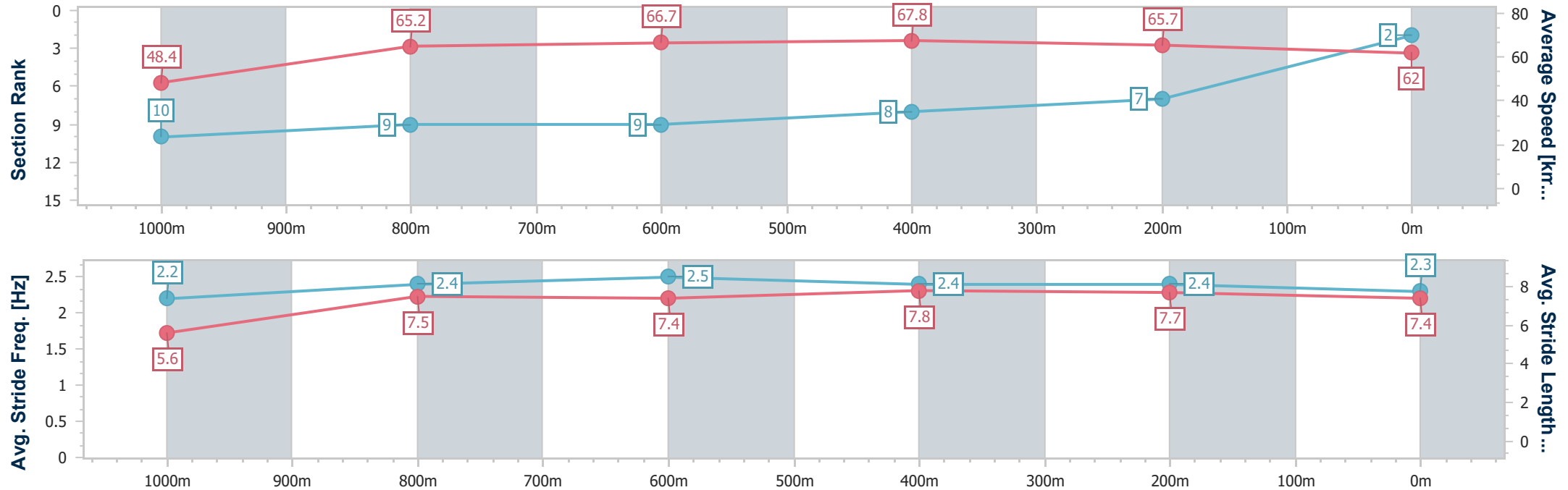
RockhamptonProfessional
Race 8: GREAT NORTHERN BENCHMARK 65 Handicap -
1100m

20 June 2025 - 17:08

Track Rating: Good 4, Weather: Fine, Rail Position: +0.5m Entire



Section	Overall	1000m	800m	600m	400m	200m							
Section Times	1:02.50 [2] (0:07.48)	0:55.02 [10] (0:11.04)	0:43.98 [9] (0:10.77)	0:33.21 [9] (0:10.61)	0:22.60 [8] (0:10.98)	0:11.62 [7] (0:11.62)							
Average Speed [km/h]	48.4	65.2	66.7	67.8	65.7	62.0							
Top Speed [km/h]	61.3	66.6	68.1	69.1	67.7	65.8							
Avg. Dist. to Rail [m]	9.7	1.4	0.9	3.0	6.1	8.9							
Avg. Stride Freq. [Hz]	2.2	2.4	2.5	2.4	2.4	2.3							
Avg. Stride Length [m]	5.6	7.5	7.4	7.8	7.7	7.4							



- [] Ranking at each section and finish
- .-.- No data available at this section
- NA No data available



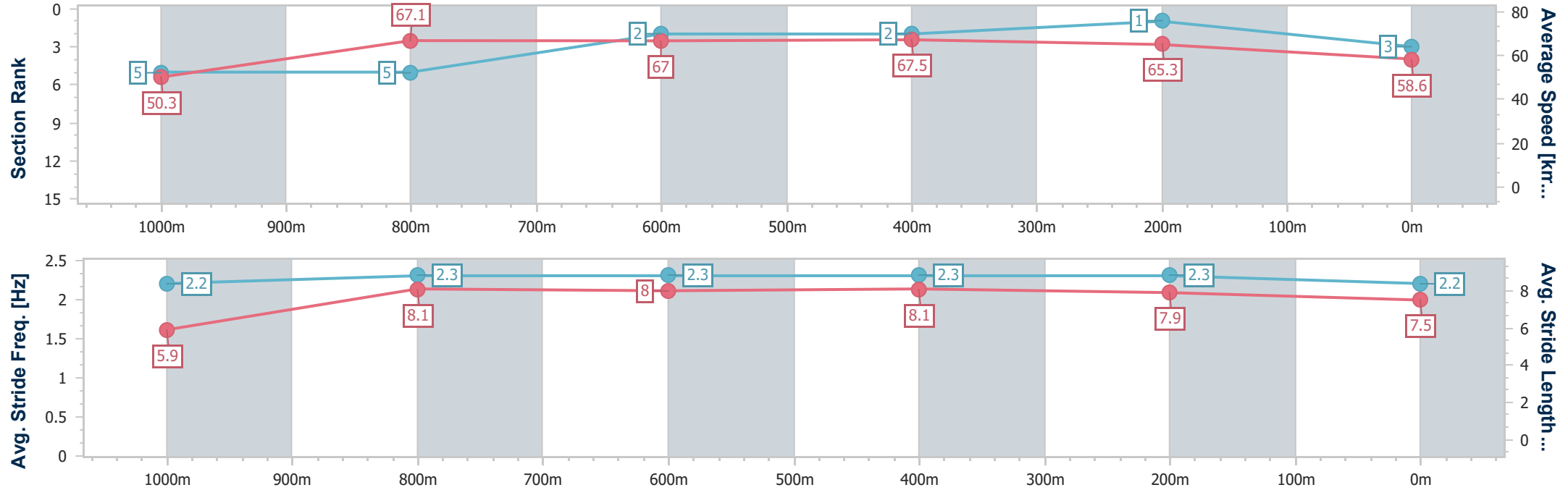
Horse/Jockey Name	Devil Devil
Final Rank	3
Fastest Section Time (Section)	0:07.17 (Overall)
Top Speed [km/h] (Section)	68.9 (600m)
Race State	Finished



RockhamptonProfessional
Race 8: GREAT NORTHERN BENCHMARK 65 Handicap -
1100m
20 June 2025 - 17:08
Track Rating: Good 4, Weather: Fine, Rail Position: +0.5m Entire



Section	Overall	1000m	800m	600m	400m	200m							
Section Times	1:02.62 [3] (0:07.17)	0:55.45 [5] (0:10.67)	0:44.78 [5] (0:10.81)	0:33.97 [2] (0:10.67)	0:23.30 [2] (0:11.02)	0:12.28 [1] (0:12.28)							
Average Speed [km/h]	50.3	67.1	67.0	67.5	65.3	58.6							
Top Speed [km/h]	64.9	68.8	68.4	68.9	67.4	62.6							
Avg. Dist. to Rail [m]	4.2	0.9	0.7	2.2	3.7	3.8							
Avg. Stride Freq. [Hz]	2.2	2.3	2.3	2.3	2.3	2.2							
Avg. Stride Length [m]	5.9	8.1	8.0	8.1	7.9	7.5							





Horse/Jockey Name	Rowdash
Final Rank	4
Fastest Section Time (Section)	0:07.28 (Overall)
Top Speed [km/h] (Section)	68.5 (600m)
Race State	Finished

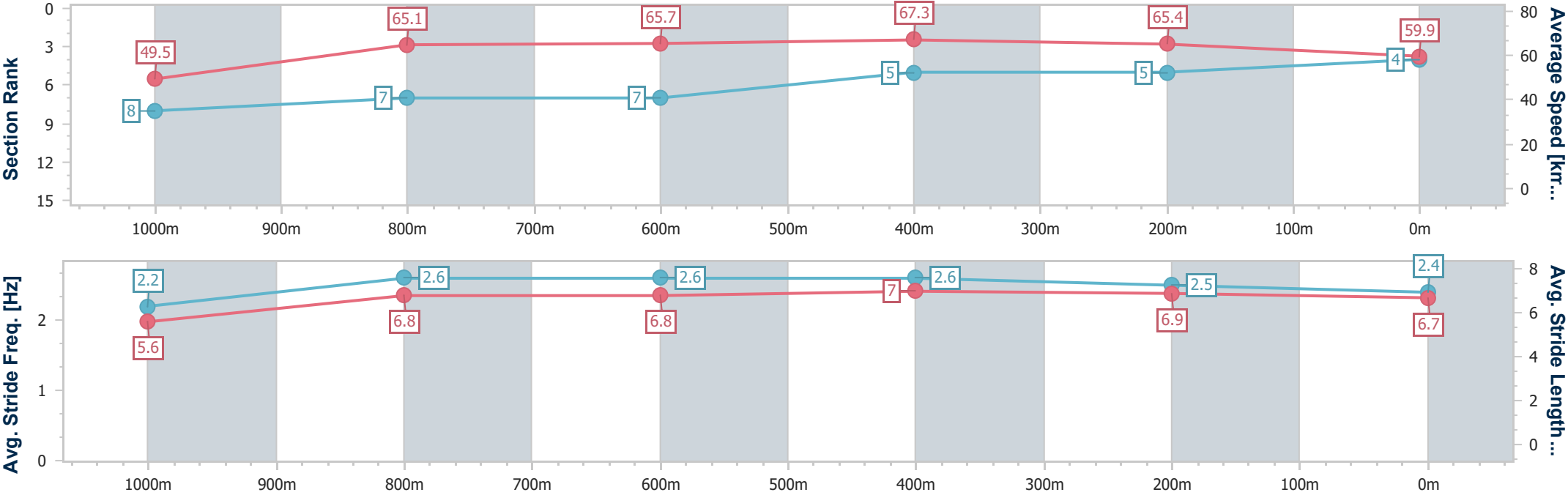


RockhamptonProfessional
Race 8: GREAT NORTHERN BENCHMARK 65 Handicap -
1100m
20 June 2025 - 17:08



Track Rating: Good 4, Weather: Fine, Rail Position: +0.5m Entire

Section	Overall	1000m	800m	600m	400m	200m								
Section Times	1:02.77 [4] (0:07.28)	0:55.49 [8] (0:11.01)	0:44.48 [7] (0:10.78)	0:33.70 [7] (0:10.68)	0:23.02 [5] (0:11.02)	0:12.00 [5] (0:12.00)								
Average Speed [km/h]	49.5	65.1	65.7	67.3	65.4	59.9								
Top Speed [km/h]	62.3	67.1	67.1	68.5	66.9	63.8								
Avg. Dist. to Rail [m]	6.9	1.3	1.8	3.0	1.5	1.9								
Avg. Stride Freq. [Hz]	2.2	2.6	2.6	2.6	2.5	2.4								
Avg. Stride Length [m]	5.6	6.8	6.8	7.0	6.9	6.7								





Horse/Jockey Name	Cumin Spinner
Final Rank	5
Fastest Section Time (Section)	0:07.09 (Overall)
Top Speed [km/h] (Section)	68.8 (1000m)
Race State	Finished

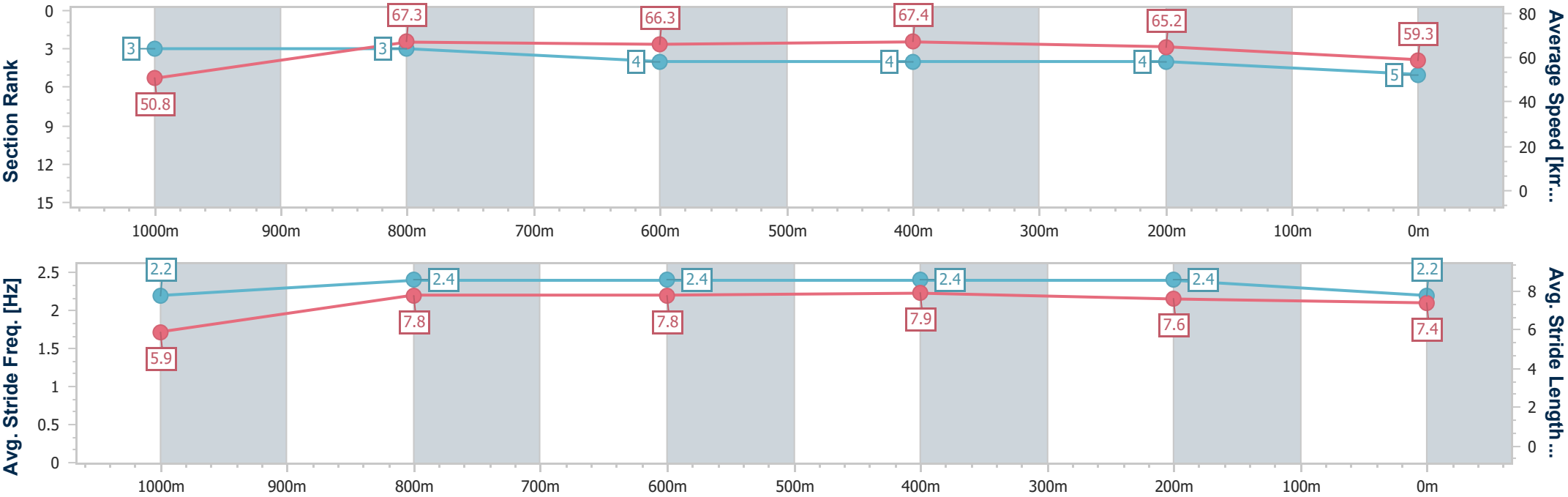


RockhamptonProfessional
Race 8: GREAT NORTHERN BENCHMARK 65 Handicap - 1100m
20 June 2025 - 17:08



Track Rating: Good 4, Weather: Fine, Rail Position: +0.5m Entire

Section	Overall	1000m	800m	600m	400m	200m								
Section Times	1:02.87 [5] (0:07.09)	0:55.78 [3] (0:10.72)	0:45.06 [3] (0:11.16)	0:33.90 [4] (0:10.70)	0:23.20 [4] (0:11.05)	0:12.15 [4] (0:12.15)								
Average Speed [km/h]	50.8	67.3	66.3	67.4	65.2	59.3								
Top Speed [km/h]	65.2	68.8	67.3	68.2	67.0	63.0								
Avg. Dist. to Rail [m]	6.9	1.2	3.2	3.6	4.8	6.1								
Avg. Stride Freq. [Hz]	2.2	2.4	2.4	2.4	2.4	2.2								
Avg. Stride Length [m]	5.9	7.8	7.8	7.9	7.6	7.4								





Horse/Jockey Name	Russian Mint
Final Rank	6
Fastest Section Time (Section)	0:07.27 (Overall)
Top Speed [km/h] (Section)	68.7 (600m)
Race State	Finished



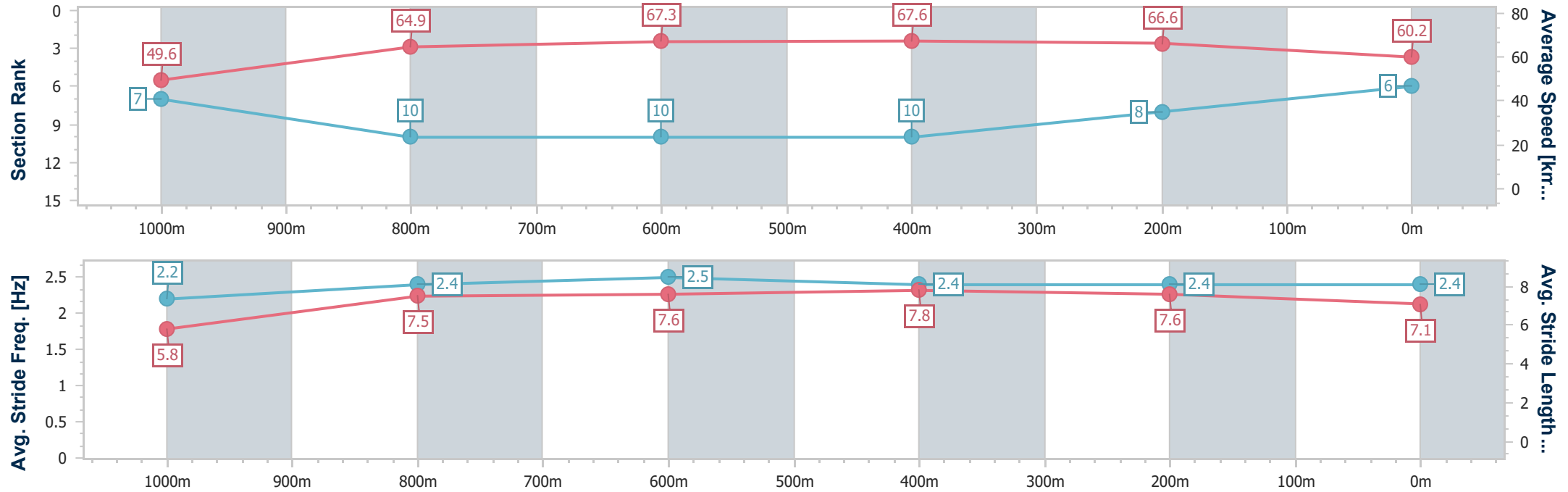
RockhamptonProfessional
Race 8: GREAT NORTHERN BENCHMARK 65 Handicap -
1100m

20 June 2025 - 17:08

Track Rating: Good 4, Weather: Fine, Rail Position: +0.5m Entire



Section	Overall	1000m	800m	600m	400m	200m								
Section Times	1:02.94 [6] (0:07.27)	0:55.67 [7] (0:11.26)	0:44.41 [10] (0:10.99)	0:33.42 [10] (0:10.66)	0:22.76 [10] (0:10.81)	0:11.95 [8] (0:11.95)								
Average Speed [km/h]	49.6	64.9	67.3	67.6	66.6	60.2								
Top Speed [km/h]	60.0	67.4	68.1	68.7	67.6	64.0								
Avg. Dist. to Rail [m]	14.3	3.9	3.3	3.7	7.2	8.7								
Avg. Stride Freq. [Hz]	2.2	2.4	2.5	2.4	2.4	2.4								
Avg. Stride Length [m]	5.8	7.5	7.6	7.8	7.6	7.1								





Horse/Jockey Name	Universal Harmony
Final Rank	7
Fastest Section Time (Section)	0:07.18 (Overall)
Top Speed [km/h] (Section)	70.2 (1000m)
Race State	Finished

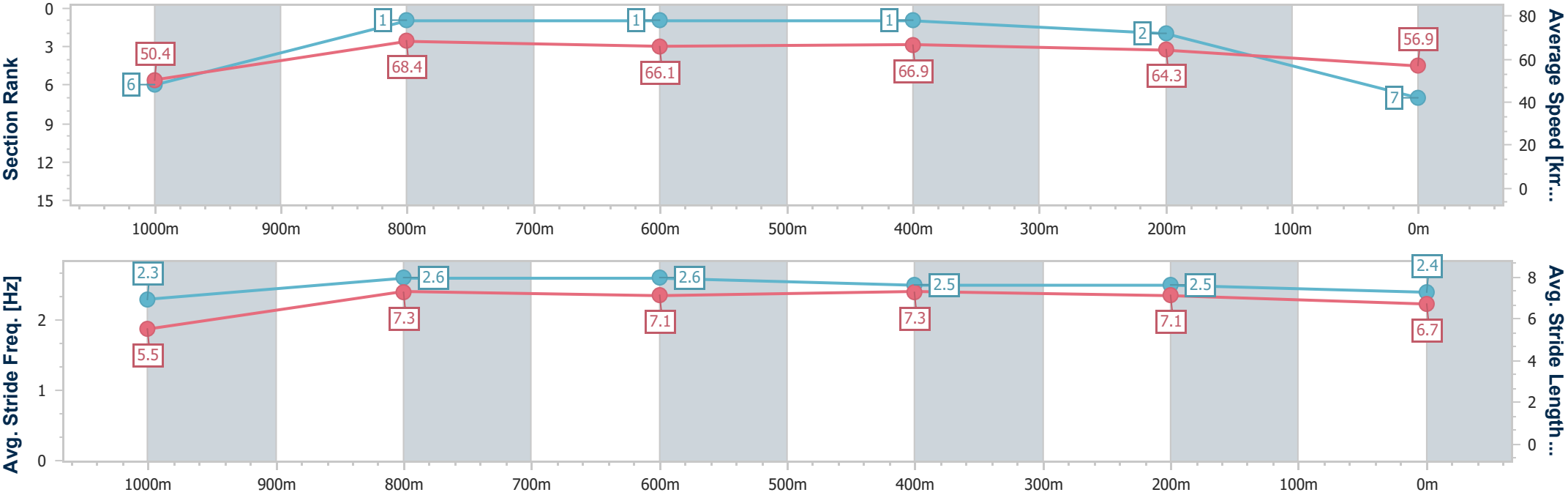


RockhamptonProfessional
Race 8: GREAT NORTHERN BENCHMARK 65 Handicap - 1100m
20 June 2025 - 17:08



Track Rating: Good 4, Weather: Fine, Rail Position: +0.5m Entire

Section	Overall	1000m	800m	600m	400m	200m							
Section Times	1:03.10 [7] (0:07.18)	0:55.92 [6] (0:10.33)	0:45.59 [1] (0:10.94)	0:34.65 [1] (0:10.80)	0:23.85 [1] (0:11.19)	0:12.66 [2] (0:12.66)							
Average Speed [km/h]	50.4	68.4	66.1	66.9	64.3	56.9							
Top Speed [km/h]	68.0	70.2	68.6	68.1	66.0	61.3							
Avg. Dist. to Rail [m]	4.6	2.5	1.9	1.5	2.3	2.6							
Avg. Stride Freq. [Hz]	2.3	2.6	2.6	2.5	2.5	2.4							
Avg. Stride Length [m]	5.5	7.3	7.1	7.3	7.1	6.7							





Horse/Jockey Name	Northernontap
Final Rank	8
Fastest Section Time (Section)	0:07.04 (Overall)
Top Speed [km/h] (Section)	69.3 (1000m)
Race State	Finished

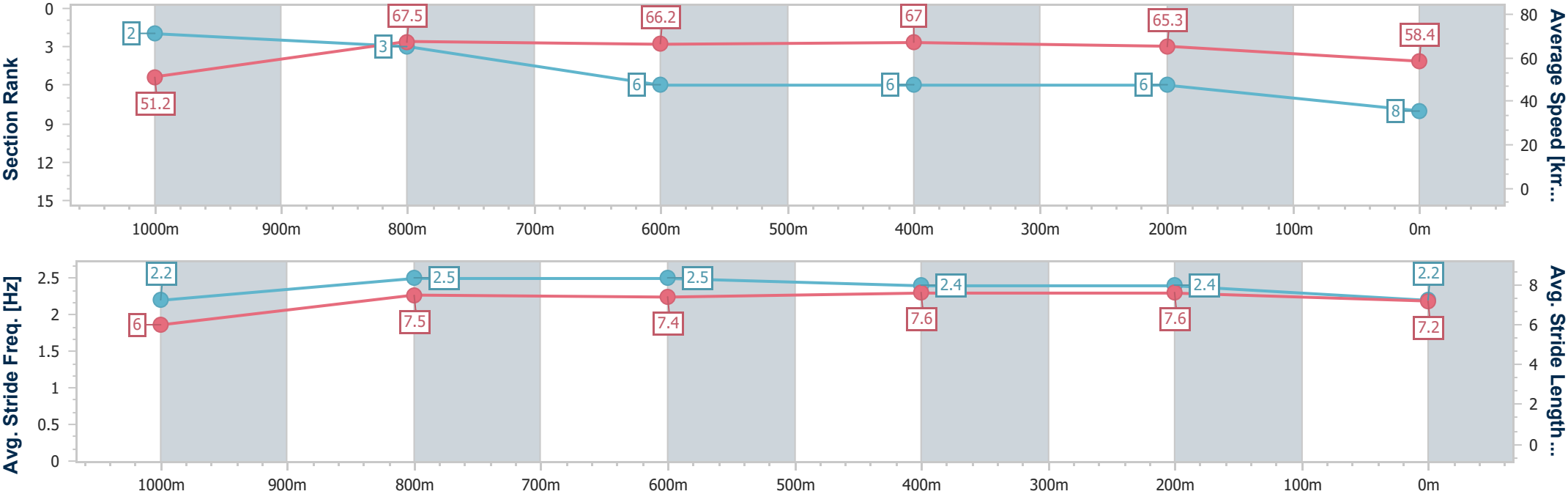


RockhamptonProfessional
Race 8: GREAT NORTHERN BENCHMARK 65 Handicap -
1100m
20 June 2025 - 17:08



Track Rating: Good 4, Weather: Fine, Rail Position: +0.5m Entire

Section	Overall	1000m	800m	600m	400m	200m								
Section Times	1:03.16 [8] (0:07.04)	0:56.12 [2] (0:10.77)	0:45.35 [3] (0:11.23)	0:34.12 [6] (0:10.78)	0:23.34 [6] (0:11.02)	0:12.32 [6] (0:12.32)								
Average Speed [km/h]	51.2	67.5	66.2	67.0	65.3	58.4								
Top Speed [km/h]	64.1	69.3	68.4	68.9	67.1	62.1								
Avg. Dist. to Rail [m]	9.6	2.5	4.0	4.7	6.4	7.8								
Avg. Stride Freq. [Hz]	2.2	2.5	2.5	2.4	2.4	2.2								
Avg. Stride Length [m]	6.0	7.5	7.4	7.6	7.6	7.2								





Horse/Jockey Name	Inatick
Final Rank	9
Fastest Section Time (Section)	0:07.13 (Overall)
Top Speed [km/h] (Section)	69.3 (1000m)
Race State	Finished

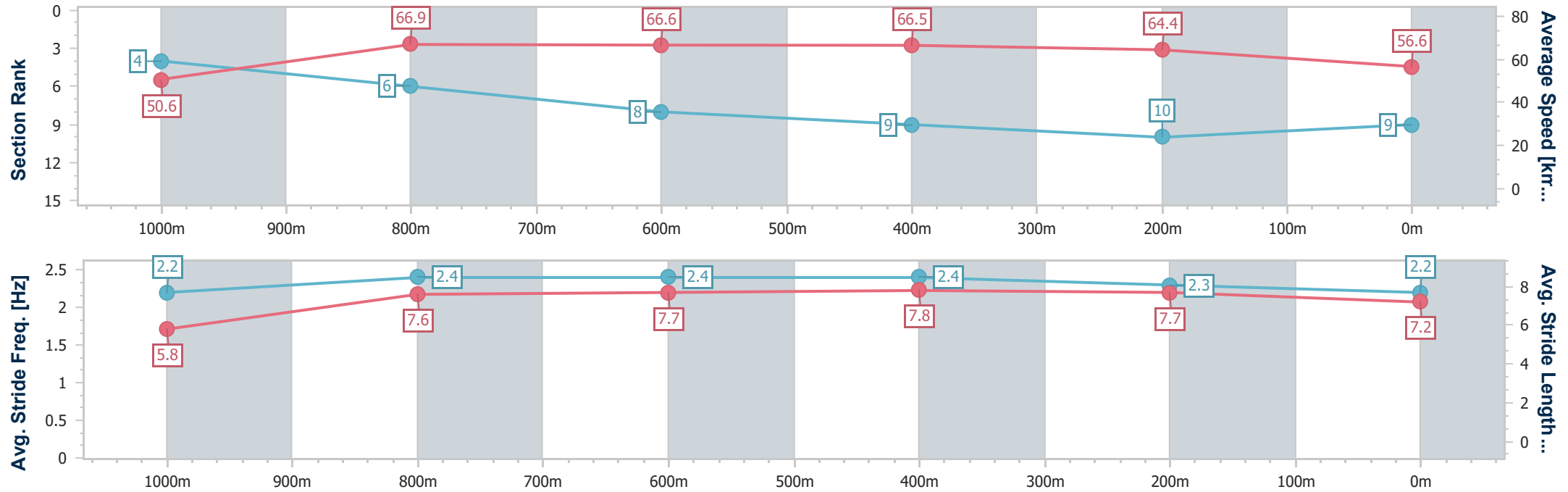


RockhamptonProfessional
Race 8: GREAT NORTHERN BENCHMARK 65 Handicap -
1100m
20 June 2025 - 17:08



Track Rating: Good 4, Weather: Fine, Rail Position: +0.5m Entire

Section	Overall	1000m	800m	600m	400m	200m								
Section Times	1:03.99 [9] (0:07.13)	0:56.86 [4] (0:10.91)	0:45.95 [6] (0:11.20)	0:34.75 [8] (0:10.83)	0:23.92 [9] (0:11.20)	0:12.72 [10] (0:12.72)								
Average Speed [km/h]	50.6	66.9	66.6	66.5	64.4	56.6								
Top Speed [km/h]	64.4	69.3	67.8	67.6	66.9	61.7								
Avg. Dist. to Rail [m]	11.2	3.6	4.2	6.2	9.1	8.5								
Avg. Stride Freq. [Hz]	2.2	2.4	2.4	2.4	2.3	2.2								
Avg. Stride Length [m]	5.8	7.6	7.7	7.8	7.7	7.2								





Horse/Jockey Name	Cobbo
Final Rank	10
Fastest Section Time (Section)	0:06.90 (Overall)
Top Speed [km/h] (Section)	69.9 (1000m)
Race State	Finished



RockhamptonProfessional
Race 8: GREAT NORTHERN BENCHMARK 65 Handicap - 1100m
20 June 2025 - 17:08



Track Rating: Good 4, Weather: Fine, Rail Position: +0.5m Entire

Section	Overall	1000m	800m	600m	400m	200m								
Section Times	1:04.22 [10] (0:06.90)	0:57.32 [1] (0:10.62)	0:46.70 [2] (0:11.22)	0:35.48 [3] (0:10.91)	0:24.57 [3] (0:11.61)	0:12.96 [9] (0:12.96)								
Average Speed [km/h]	52.3	67.9	65.6	66.1	62.0	55.6								
Top Speed [km/h]	66.6	69.9	67.0	67.8	65.4	58.8								
Avg. Dist. to Rail [m]	11.7	1.8	2.5	3.3	4.5	4.9								
Avg. Stride Freq. [Hz]	2.3	2.5	2.5	2.5	2.4	2.2								
Avg. Stride Length [m]	5.7	7.3	7.2	7.5	7.3	6.9								

