



Aquis Park Gold Coast Professional

Race 1: MITEK Maiden Plate - 1400m

21 June 2025 - 13:09



Track Rating: Soft 6, Weather: Overcast, Rail Position: True

Section						Overall	1200m	1000m	800m	600m	400m	Last 600m	
Field Times						1:26.42 (0:13.76)	1:12.66 (0:11.18)	1:01.48 (0:11.75)	0:49.73 (0:11.79)	0:37.94 (0:12.08)	0:25.86 (0:12.70)	0:37.94	
Rank	TAB	Horse/Jockey	Barrier	Top Speed [km/h]	Fastest Section								Distance Travelled [m]
1	6	BOROGORU	4	65.2	0:11.25	1:26.42 [1]	1:12.25 [7]	1:01.00 [5]	0:49.24 [5]	0:37.31 [6]	0:25.45 [4]	0:37.31	
		Brandon Lerena		Overall	1200m	(0:14.17)	(0:11.25)	(0:11.76)	(0:11.93)	(0:11.86)	(0:12.29)		
2	5	BETTER NOT FORGET	7	66.6	0:11.17	1:26.76 [2]	1:12.97 [2]	1:01.80 [2]	0:50.04 [2]	0:38.21 [2]	0:26.20 [1]	0:38.21 -3	
		Cobi Vitler		Overall	1200m	(0:13.79)	(0:11.17)	(0:11.76)	(0:11.83)	(0:12.01)	(0:12.72)		
3	13	CASTELVETRANO	1	64.8	0:11.28	1:26.97 [3]	1:12.82 [6]	1:01.54 [6]	0:49.77 [6]	0:37.91 [5]	0:25.96 [5]	0:37.91 -1	
		Taylor Marshall		Overall	1200m	(0:14.15)	(0:11.28)	(0:11.77)	(0:11.86)	(0:11.95)	(0:12.63)		
4	12	AKKU	2	65.8	0:11.24	1:27.10 [4]	1:13.24 [3]	1:02.00 [3]	0:50.31 [3]	0:38.50 [3]	0:26.32 [3]	0:38.50 -3	
		Scott Sheargold		Overall	1200m	(0:13.86)	(0:11.24)	(0:11.69)	(0:11.81)	(0:12.18)	(0:12.66)		
5	10	SAN JERONIMO	10	64.0	0:11.41	1:27.29 [5]	1:12.98 [8]	1:01.57 [9]	0:49.91 [7]	0:38.06 [8]	0:26.06 [7]	0:38.06 -4	
		Danny Peisley		1200m	1200m	(0:14.31)	(0:11.41)	(0:11.66)	(0:11.85)	(0:12.00)	(0:12.66)		
6	2	ANTILLES GOLD	3	63.8	0:11.41	1:27.44 [6]	1:13.08 [10]	1:01.67 [10]	0:49.93 [10]	0:38.07 [9]	0:26.00 [8]	0:38.07 -8	
		Nozi Tomizawa		Overall	1200m	(0:14.36)	(0:11.41)	(0:11.74)	(0:11.86)	(0:12.07)	(0:12.60)		
7	17	MAGICAL EYE	6	66.7	0:11.08	1:28.17 [7]	1:14.11 [4]	1:03.03 [4]	0:51.18 [4]	0:39.33 [4]	0:27.03 [6]	0:39.33 -1	
		Georgina Cartwright		1200m	1200m	(0:14.06)	(0:11.08)	(0:11.85)	(0:11.85)	(0:12.30)	(0:12.99)		
8	11	MIANDA	9	63.4	0:11.68	1:28.61 [8]	1:13.98 [12]	1:02.30 [12]	0:50.56 [12]	0:38.73 [12]	0:26.79 [10]	0:38.73 -3	
		Sariah Champkin		1200m	1200m	(0:14.63)	(0:11.68)	(0:11.74)	(0:11.83)	(0:11.94)	(0:12.74)		
9	8	FRENCH EMPIRE	5	66.7	0:11.18	1:28.85 [9]	1:15.09 [1]	1:03.91 [1]	0:52.16 [1]	0:40.37 [1]	0:28.18 [2]	0:40.37 -9	
		Micheal Hellyer		Overall	1200m	(0:13.76)	(0:11.18)	(0:11.75)	(0:11.79)	(0:12.19)	(0:13.61)		
10	3	BOOTS WITH THE FUR	11	66.5	0:11.28	1:29.30 [10]	1:14.95 [9]	1:03.67 [8]	0:51.81 [9]	0:40.08 [7]	0:27.79 [9]	0:40.08 +4	
		Nathan Day		1200m	1200m	(0:14.35)	(0:11.28)	(0:11.86)	(0:11.73)	(0:12.29)	(0:13.30)		

Scratched: Paperino (#14), Shamouti (#15), Rum Runner (#9), Valencia Roc (#16), Amador (#1)

Report Created: Sat 21 June 2025 15:09 GMT+10 (Note: Timing is based on position data)

Page 1/16

[] Ranking at each section and finish
-:-:- No data available at this section
NA No data available

SCN Saddle cloth number
DNF Did not finish
DNT Did not track

data processed by TRIPLESDATA



Aquis Park Gold Coast Professional

Race 1: MITEK Maiden Plate - 1400m

21 June 2025 - 13:09



Track Rating: Soft 6, Weather: Overcast, Rail Position: True

Section						Overall	1200m	1000m	800m	600m	400m	Last 600m	
Field Times						1:26.42 (0:13.76)	1:12.66 (0:11.18)	1:01.48 (0:11.75)	0:49.73 (0:11.79)	0:37.94 (0:12.08)	0:25.86 (0:12.70)	0:37.94	
Rank	TAB	Horse/Jockey	Barrier	Top Speed [km/h]	Fastest Section								Distance Travelled [m]
11	4	WEEKEND ARTIST	8	64.9	0:11.40	1:30.12 [11]	1:16.03 [5]	1:04.63 [7]	0:52.70 [8]	0:40.72 [10]	0:28.03 [11]	0:40.72	-1
		Jai Williams		Overall	1200m	(0:14.09)	(0:11.40)	(0:11.93)	(0:11.98)	(0:12.69)	(0:13.39)		
12	7	BROCKAGH BOY	12	63.0	0:11.69	1:30.28 [12]	1:15.91 [11]	1:04.22 [11]	0:52.39 [11]	0:40.51 [11]	0:28.09 [12]	0:40.51	-2
		Dylan Turner		Overall	1200m	(0:14.37)	(0:11.69)	(0:11.83)	(0:11.88)	(0:12.42)	(0:13.34)		

Scratched: Paperino (#14), Shamouti (#15), Rum Runner (#9), Valencia Roc (#16), Amador (#1)



Aquis Park Gold Coast Professional

Race 1: MITEK Maiden Plate - 1400m

21 June 2025 - 13:09



Track Rating: Soft 6, Weather: Overcast, Rail Position: True

Section						200m			Last 600m
Field Times						0:13.16			0:37.94
						(0:13.16)			
Rank	TAB	Horse/Jockey	Barrier	Top Speed [km/h]	Fastest Section	Margin		Distance Travelled [m]	
1	6	BOROGORU	4	65.2	0:11.25	0:13.16 [1]	1:26.42	0:37.31	
		Brandon Lerena		Overall	1200m	(0:13.16)			
2	5	BETTER NOT FORGET	7	66.6	0:11.17	0:13.48 [2]	2L	0:38.21	-3
		Cobi Vitler		Overall	1200m	(0:13.48)			
3	13	CASTELVETRANO	1	64.8	0:11.28	0:13.33 [4]	3L	0:37.91	-1
		Taylor Marshall		Overall	1200m	(0:13.33)			
4	12	AKKU	2	65.8	0:11.24	0:13.66 [3]	3.8L	0:38.50	-3
		Scott Sheargold		Overall	1200m	(0:13.66)			
5	10	SAN JERONIMO	10	64.0	0:11.41	0:13.40 [5]	4.8L	0:38.06	-4
		Danny Peisley		1200m	1200m	(0:13.40)			
6	2	ANTILLES GOLD	3	63.8	0:11.41	0:13.40 [6]	5.6L	0:38.07	-8
		Nozi Tomizawa		Overall	1200m	(0:13.40)			
7	17	MAGICAL EYE	6	66.7	0:11.08	0:14.04 [7]	9.9L	0:39.33	-1
		Georgina Cartwright		1200m	1200m	(0:14.04)			
8	11	MIANDA	9	63.4	0:11.68	0:14.05 [9]	12.4L	0:38.73	-3
		Sariah Champkin		1200m	1200m	(0:14.05)			
9	8	FRENCH EMPIRE	5	66.7	0:11.18	0:14.57 [8]	13.7L	0:40.37	-9
		Micheal Hellyer		Overall	1200m	(0:14.57)			
10	3	BOOTS WITH THE FUR	11	66.5	0:11.28	0:14.49 [10]	16.2L	0:40.08	+4
		Nathan Day		1200m	1200m	(0:14.49)			

Scratched: Paperino (#14), Shamouti (#15), Rum Runner (#9), Valencia Roc (#16), Amador (#1)

Report Created: Sat 21 June 2025 15:09 GMT+10 (Note: Timing is based on position data)

Page 3/16

[] Ranking at each section and finish
-:-:- No data available at this section
NA No data available

SCN Saddle cloth number
DNF Did not finish
DNT Did not track

data processed by  TRIPLESDATA



Aquis Park Gold Coast Professional

Race 1: MITEK Maiden Plate - 1400m

21 June 2025 - 13:09



Track Rating: Soft 6, Weather: Overcast, Rail Position: True

Section						200m		Last 600m	
Field Times						0:13.16 (0:13.16)		0:37.94	
Rank	TAB	Horse/Jockey	Barrier	Top Speed [km/h]	Fastest Section	Margin		Distance Travelled [m]	
11	4	WEEKEND ARTIST	8	64.9	0:11.40	0:14.64 [11]	21L	0:40.72	-1
		Jai Williams		Overall	1200m	(0:14.64)			
12	7	BROCKAGH BOY	12	63.0	0:11.69	0:14.75 [12]	21.8L	0:40.51	-2
		Dylan Turner		Overall	1200m	(0:14.75)			

Scratched: Paperino (#14), Shamouti (#15), Rum Runner (#9), Valencia Roc (#16), Amador (#1)



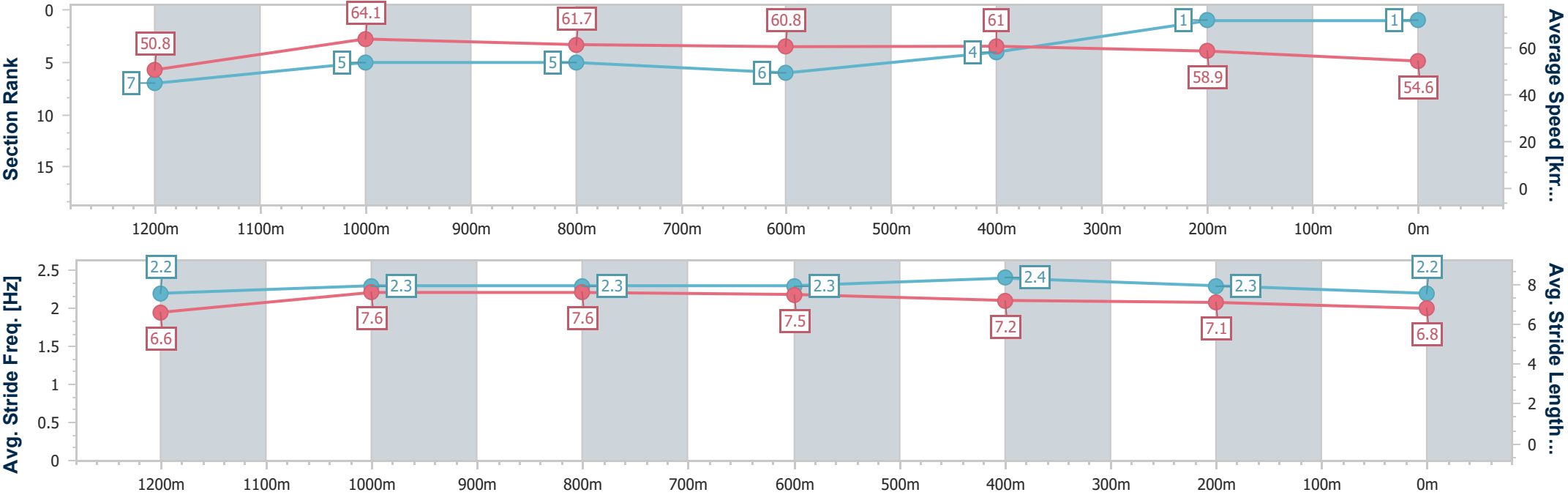
Horse/Jockey Name	Borogoru
Final Rank	1
Fastest Section Time (Section)	0:11.25 (1200m)
Top Speed [km/h] (Section)	65.2 (Overall)
Race State	Finished



Aquis Park Gold CoastProfessional
Race 1: MITEK Maiden Plate - 1400m
21 June 2025 - 13:09
Track Rating: Soft 6, Weather: Overcast, Rail Position: True



Section	Overall	1200m	1000m	800m	600m	400m	200m						
Section Times	1:26.42 [1] (0:14.17)	1:12.25 [7] (0:11.25)	1:01.00 [5] (0:11.76)	0:49.24 [5] (0:11.93)	0:37.31 [6] (0:11.86)	0:25.45 [4] (0:12.29)	0:13.16 [1] (0:13.16)						
Average Speed [km/h]	50.8	64.1	61.7	60.8	61.0	58.9	54.6						
Top Speed [km/h]	65.2	64.6	62.9	61.3	62.5	60.3	56.6						
Avg. Dist. to Rail [m]	5.0	2.6	1.8	1.0	1.3	4.2	3.4						
Avg. Stride Freq. [Hz]	2.2	2.3	2.3	2.3	2.4	2.3	2.2						
Avg. Stride Length [m]	6.6	7.6	7.6	7.5	7.2	7.1	6.8						





Horse/Jockey Name	Better Not Forget
Final Rank	2
Fastest Section Time (Section)	0:11.17 (1200m)
Top Speed [km/h] (Section)	66.6 (Overall)
Race State	Finished



Aquis Park Gold CoastProfessional

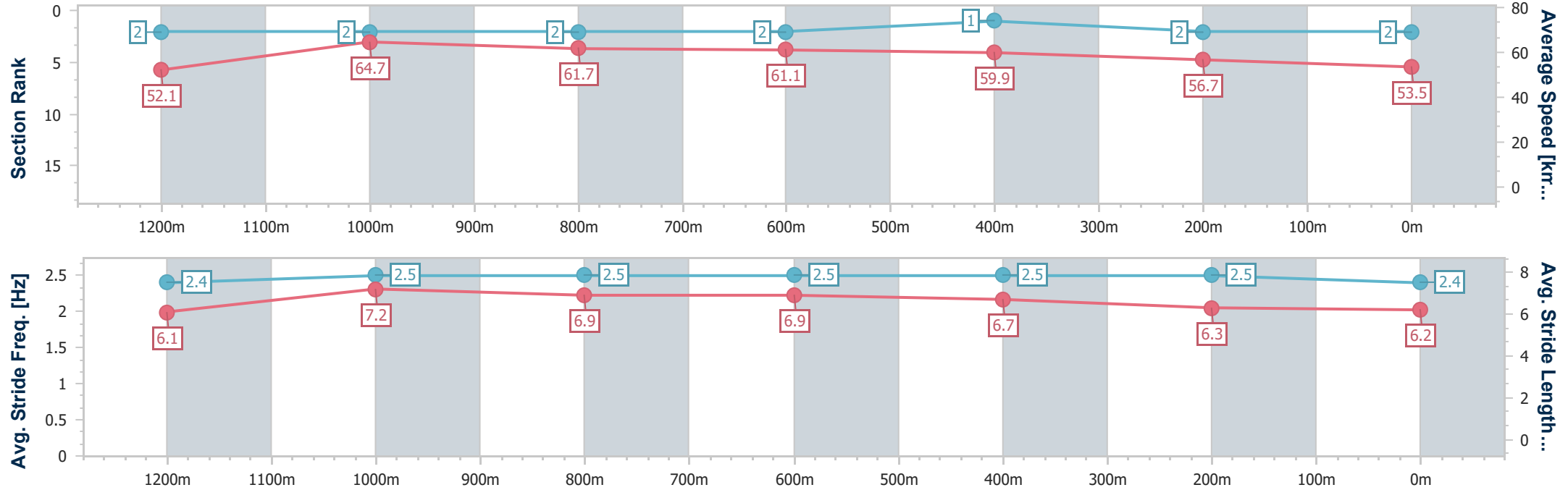
Race 1: MITEK Maiden Plate - 1400m

21 June 2025 - 13:09

Track Rating: Soft 6, Weather: Overcast, Rail Position: True



Section	Overall	1200m	1000m	800m	600m	400m	200m						
Section Times	1:26.76 [2] (0:13.79)	1:12.97 [2] (0:11.17)	1:01.80 [2] (0:11.76)	0:50.04 [2] (0:11.83)	0:38.21 [2] (0:12.01)	0:26.20 [1] (0:12.72)	0:13.48 [2] (0:13.48)						
Average Speed [km/h]	52.1	64.7	61.7	61.1	59.9	56.7	53.5						
Top Speed [km/h]	66.6	65.9	63.0	61.6	60.7	57.9	55.7						
Avg. Dist. to Rail [m]	7.7	3.3	1.6	1.0	0.3	2.3	3.5						
Avg. Stride Freq. [Hz]	2.4	2.5	2.5	2.5	2.5	2.5	2.4						
Avg. Stride Length [m]	6.1	7.2	6.9	6.9	6.7	6.3	6.2						





Horse/Jockey Name	Castelvetrano
Final Rank	3
Fastest Section Time (Section)	0:11.28 (1200m)
Top Speed [km/h] (Section)	64.8 (Overall)
Race State	Finished



Aquis Park Gold CoastProfessional

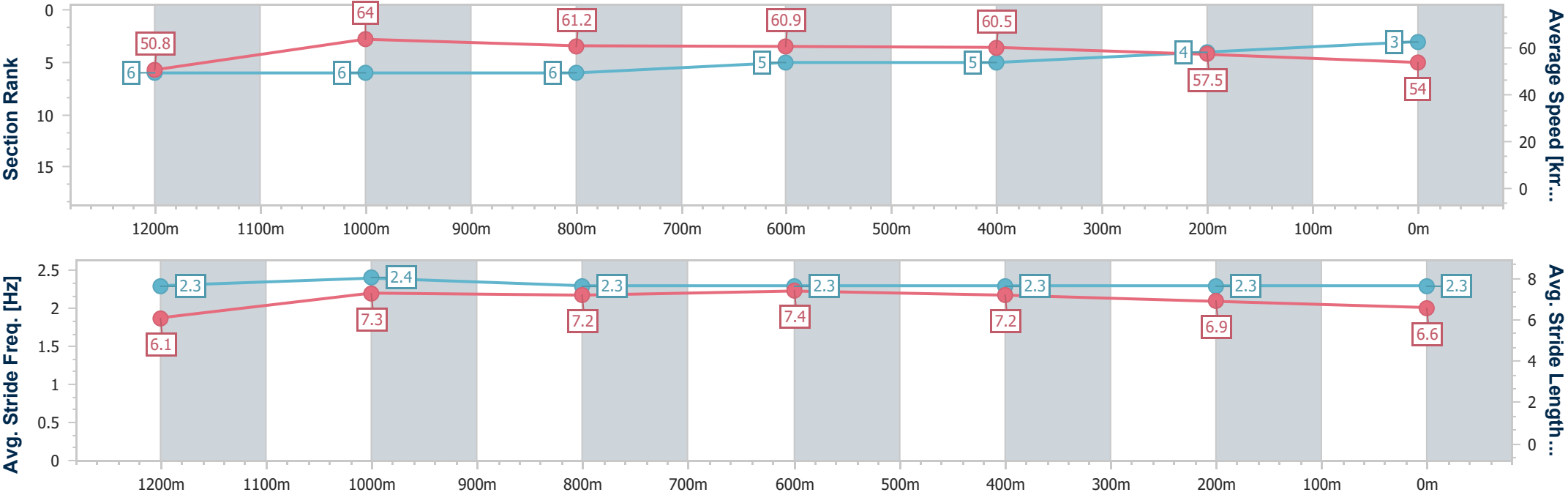
Race 1: MITEK Maiden Plate - 1400m

21 June 2025 - 13:09

Track Rating: Soft 6, Weather: Overcast, Rail Position: True



Section	Overall	1200m	1000m	800m	600m	400m	200m						
Section Times	1:26.97 [3] (0:14.15)	1:12.82 [6] (0:11.28)	1:01.54 [6] (0:11.77)	0:49.77 [6] (0:11.86)	0:37.91 [5] (0:11.95)	0:25.96 [5] (0:12.63)	0:13.33 [4] (0:13.33)						
Average Speed [km/h]	50.8	64.0	61.2	60.9	60.5	57.5	54.0						
Top Speed [km/h]	64.8	64.3	62.5	62.9	61.0	60.3	56.5						
Avg. Dist. to Rail [m]	2.9	0.3	0.5	1.7	1.0	5.9	9.7						
Avg. Stride Freq. [Hz]	2.3	2.4	2.3	2.3	2.3	2.3	2.3						
Avg. Stride Length [m]	6.1	7.3	7.2	7.4	7.2	6.9	6.6						





Horse/Jockey Name	Akku
Final Rank	4
Fastest Section Time (Section)	0:11.24 (1200m)
Top Speed [km/h] (Section)	65.8 (Overall)
Race State	Finished



Aquis Park Gold CoastProfessional

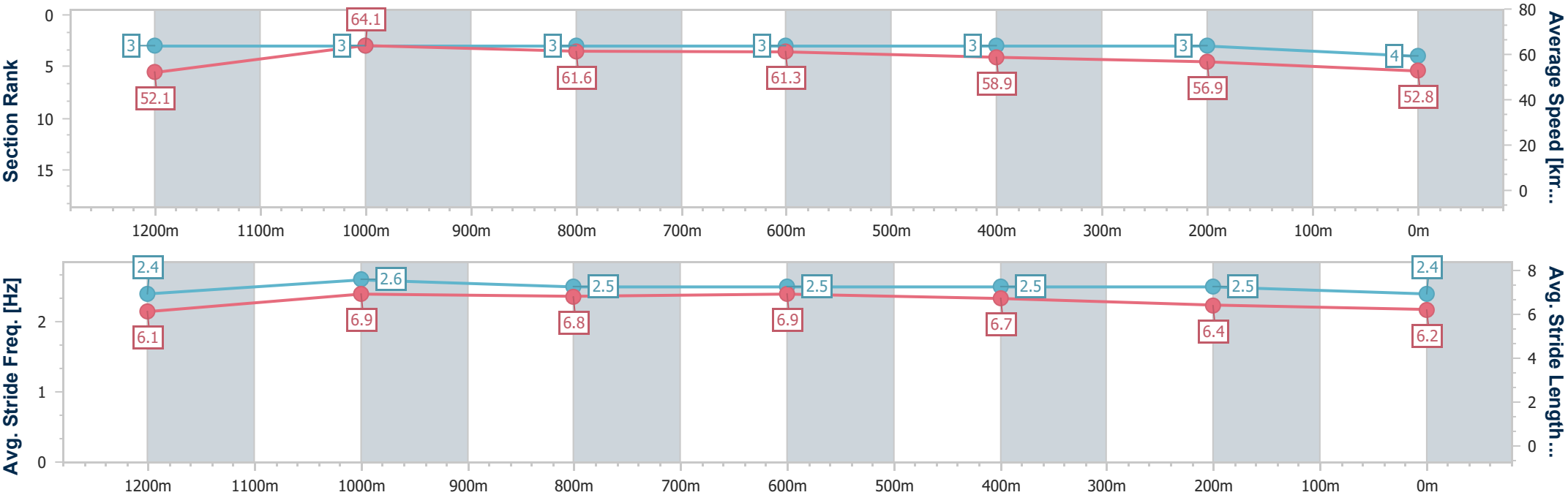
Race 1: MITEK Maiden Plate - 1400m

21 June 2025 - 13:09

Track Rating: Soft 6, Weather: Overcast, Rail Position: True



Section	Overall	1200m	1000m	800m	600m	400m	200m						
Section Times	1:27.10 [4] (0:13.86)	1:13.24 [3] (0:11.24)	1:02.00 [3] (0:11.69)	0:50.31 [3] (0:11.81)	0:38.50 [3] (0:12.18)	0:26.32 [3] (0:12.66)	0:13.66 [3] (0:13.66)						
Average Speed [km/h]	52.1	64.1	61.6	61.3	58.9	56.9	52.8						
Top Speed [km/h]	65.8	64.6	63.2	62.6	60.2	57.9	55.1						
Avg. Dist. to Rail [m]	4.3	1.2	0.8	0.9	0.5	1.5	2.9						
Avg. Stride Freq. [Hz]	2.4	2.6	2.5	2.5	2.5	2.5	2.4						
Avg. Stride Length [m]	6.1	6.9	6.8	6.9	6.7	6.4	6.2						





Horse/Jockey Name	San Jeronimo
Final Rank	5
Fastest Section Time (Section)	0:11.41 (1200m)
Top Speed [km/h] (Section)	64.0 (1200m)
Race State	Finished



Aquis Park Gold CoastProfessional

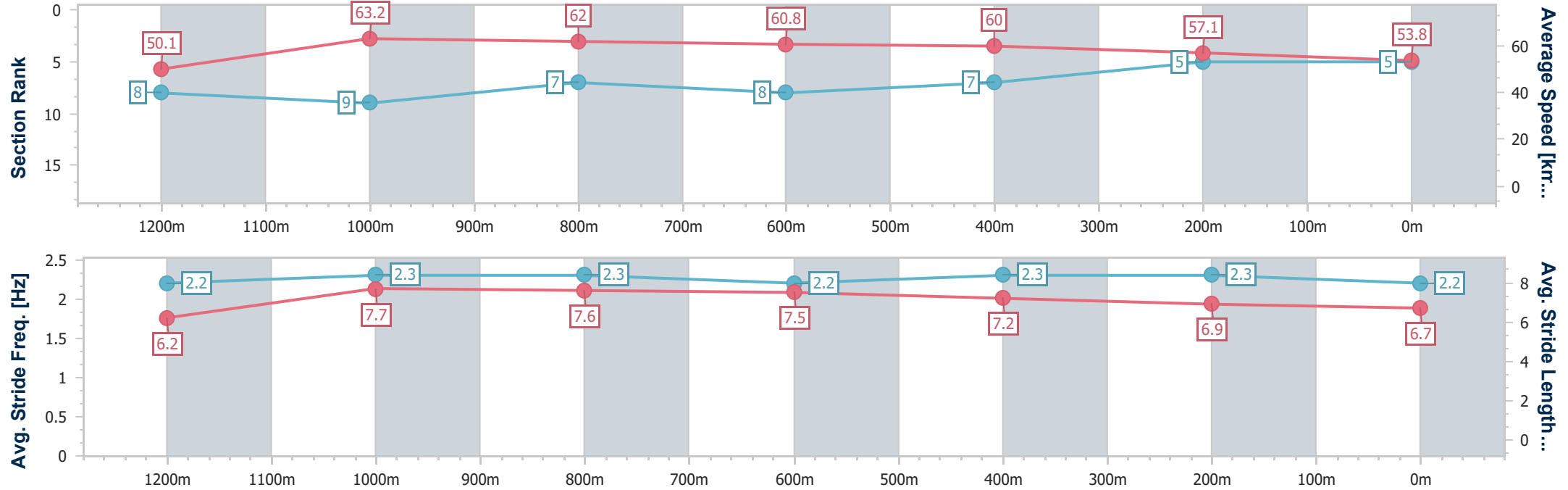
Race 1: MITEK Maiden Plate - 1400m

21 June 2025 - 13:09

Track Rating: Soft 6, Weather: Overcast, Rail Position: True



Section	Overall	1200m	1000m	800m	600m	400m	200m						
Section Times	1:27.29 [5] (0:14.31)	1:12.98 [8] (0:11.41)	1:01.57 [9] (0:11.66)	0:49.91 [7] (0:11.85)	0:38.06 [8] (0:12.00)	0:26.06 [7] (0:12.66)	0:13.40 [5] (0:13.40)						
Average Speed [km/h]	50.1	63.2	62.0	60.8	60.0	57.1	53.8						
Top Speed [km/h]	63.4	64.0	62.9	62.3	60.5	57.7	56.0						
Avg. Dist. to Rail [m]	8.6	2.6	1.0	0.5	0.7	5.7	8.9						
Avg. Stride Freq. [Hz]	2.2	2.3	2.3	2.2	2.3	2.3	2.2						
Avg. Stride Length [m]	6.2	7.7	7.6	7.5	7.2	6.9	6.7						





Horse/Jockey Name	Antilles Gold
Final Rank	6
Fastest Section Time (Section)	0:11.41 (1200m)
Top Speed [km/h] (Section)	63.8 (Overall)
Race State	Finished



Aquis Park Gold CoastProfessional

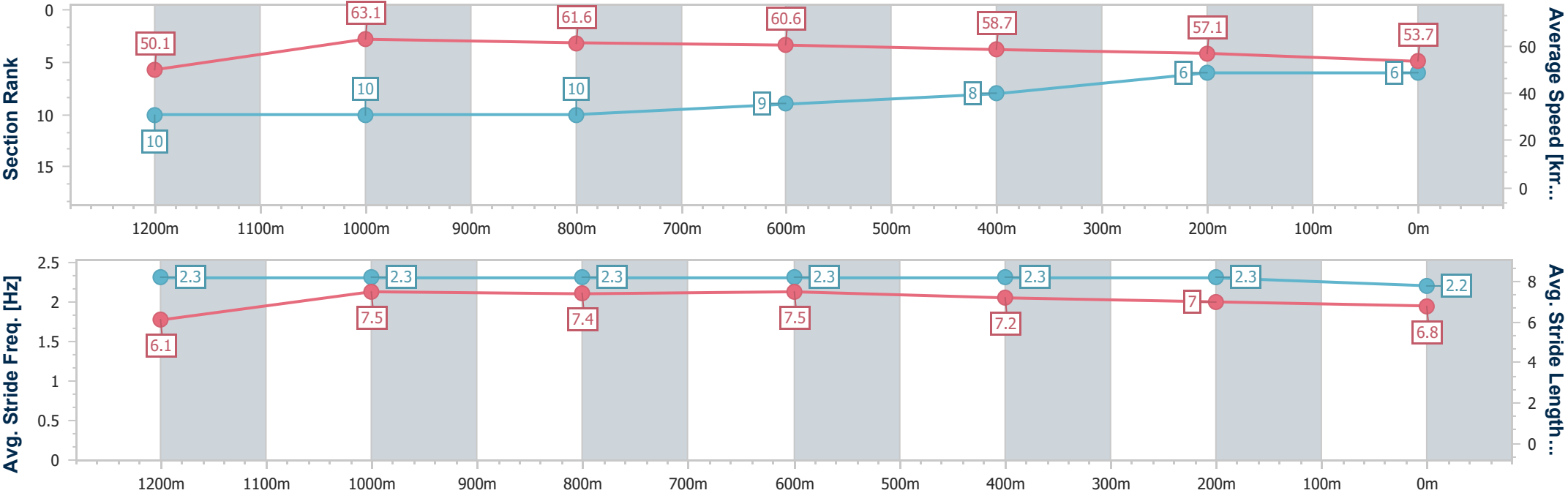
Race 1: MITEK Maiden Plate - 1400m

21 June 2025 - 13:09

Track Rating: Soft 6, Weather: Overcast, Rail Position: True



Section	Overall	1200m	1000m	800m	600m	400m	200m						
Section Times	1:27.44 [6] (0:14.36)	1:13.08 [10] (0:11.41)	1:01.67 [10] (0:11.74)	0:49.93 [10] (0:11.86)	0:38.07 [9] (0:12.07)	0:26.00 [8] (0:12.60)	0:13.40 [6] (0:13.40)						
Average Speed [km/h]	50.1	63.1	61.6	60.6	58.7	57.1	53.7						
Top Speed [km/h]	63.8	63.8	62.8	60.9	60.0	58.0	55.5						
Avg. Dist. to Rail [m]	3.2	0.7	0.8	1.4	2.2	0.4	0.3						
Avg. Stride Freq. [Hz]	2.3	2.3	2.3	2.3	2.3	2.3	2.2						
Avg. Stride Length [m]	6.1	7.5	7.4	7.5	7.2	7.0	6.8						





Horse/Jockey Name	Magical Eye
Final Rank	7
Fastest Section Time (Section)	0:11.08 (1200m)
Top Speed [km/h] (Section)	66.7 (1200m)
Race State	Finished



Aquis Park Gold CoastProfessional

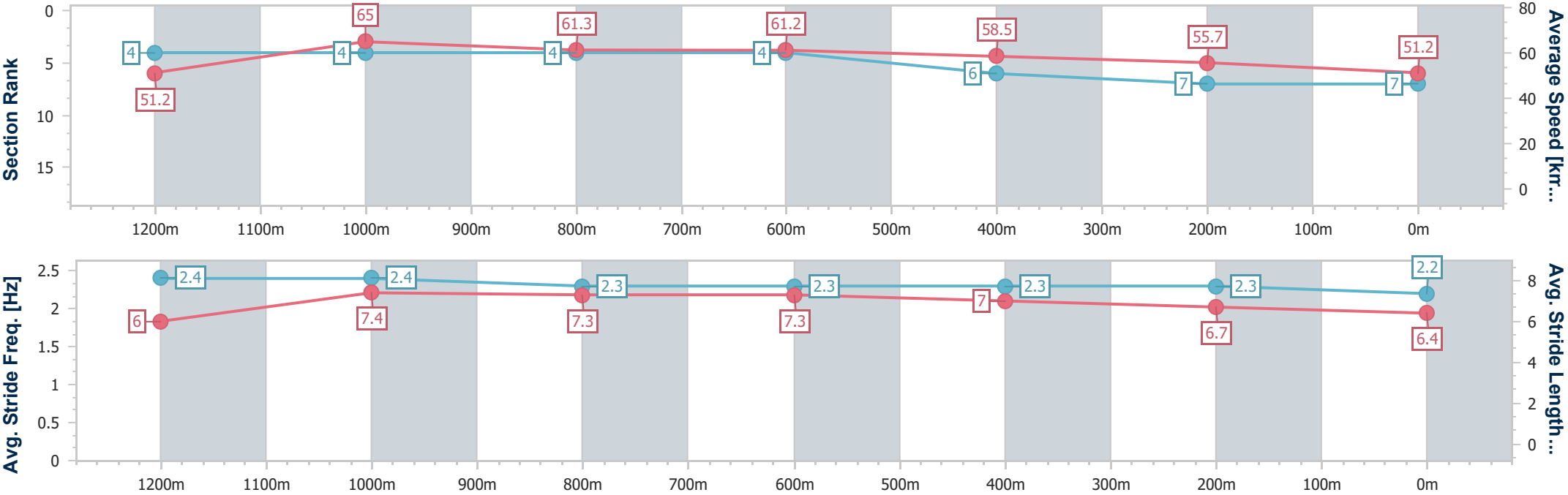
Race 1: MITEK Maiden Plate - 1400m

21 June 2025 - 13:09

Track Rating: Soft 6, Weather: Overcast, Rail Position: True



Section	Overall	1200m	1000m	800m	600m	400m	200m						
Section Times	1:28.17 [7] (0:14.06)	1:14.11 [4] (0:11.08)	1:03.03 [4] (0:11.85)	0:51.18 [4] (0:11.85)	0:39.33 [4] (0:12.30)	0:27.03 [6] (0:12.99)	0:14.04 [7] (0:14.04)						
Average Speed [km/h]	51.2	65.0	61.3	61.2	58.5	55.7	51.2						
Top Speed [km/h]	66.7	66.7	63.9	61.5	60.5	56.6	53.5						
Avg. Dist. to Rail [m]	6.1	2.4	2.0	0.8	0.9	3.6	4.1						
Avg. Stride Freq. [Hz]	2.4	2.4	2.3	2.3	2.3	2.3	2.2						
Avg. Stride Length [m]	6.0	7.4	7.3	7.3	7.0	6.7	6.4						





Horse/Jockey Name	Mianda
Final Rank	8
Fastest Section Time (Section)	0:11.68 (1200m)
Top Speed [km/h] (Section)	63.4 (1200m)
Race State	Finished



Aquis Park Gold CoastProfessional

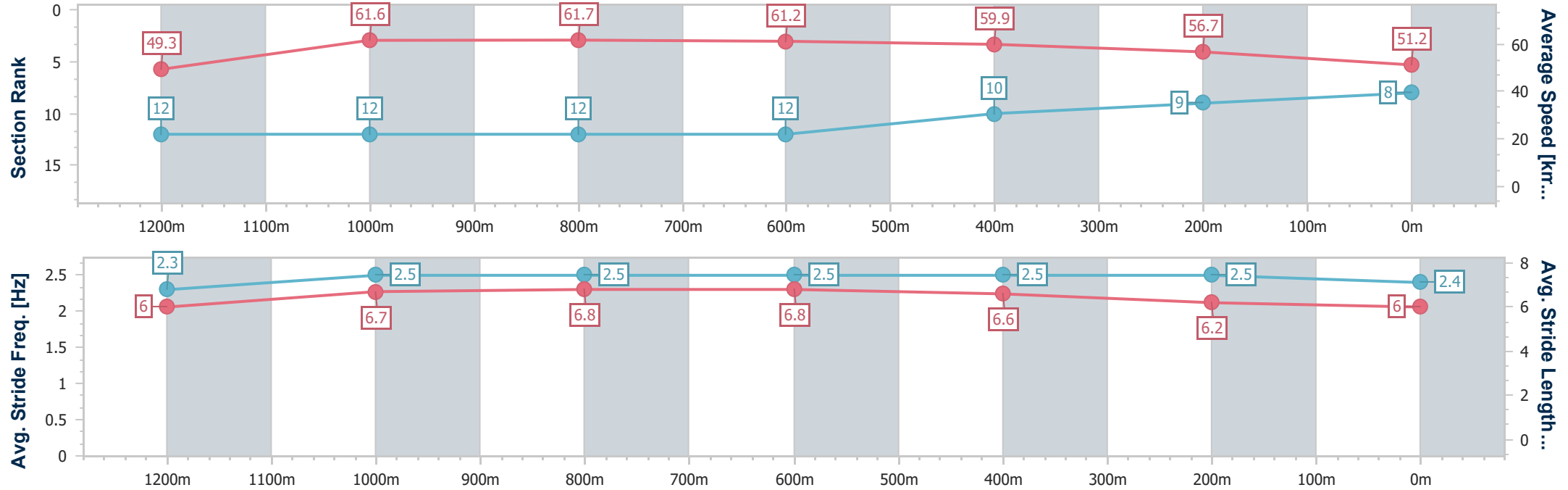
Race 1: MITEK Maiden Plate - 1400m

21 June 2025 - 13:09

Track Rating: Soft 6, Weather: Overcast, Rail Position: True



Section	Overall	1200m	1000m	800m	600m	400m	200m						
Section Times	1:28.61 [8] (0:14.63)	1:13.98 [12] (0:11.68)	1:02.30 [12] (0:11.74)	0:50.56 [12] (0:11.83)	0:38.73 [12] (0:11.94)	0:26.79 [10] (0:12.74)	0:14.05 [9] (0:14.05)						
Average Speed [km/h]	49.3	61.6	61.7	61.2	59.9	56.7	51.2						
Top Speed [km/h]	63.3	63.4	63.2	62.7	60.7	59.0	53.8						
Avg. Dist. to Rail [m]	8.2	2.2	1.3	0.9	0.6	2.7	6.2						
Avg. Stride Freq. [Hz]	2.3	2.5	2.5	2.5	2.5	2.5	2.4						
Avg. Stride Length [m]	6.0	6.7	6.8	6.8	6.6	6.2	6.0						





Horse/Jockey Name	French Empire
Final Rank	9
Fastest Section Time (Section)	0:11.18 (1200m)
Top Speed [km/h] (Section)	66.7 (Overall)
Race State	Finished



Aquis Park Gold CoastProfessional

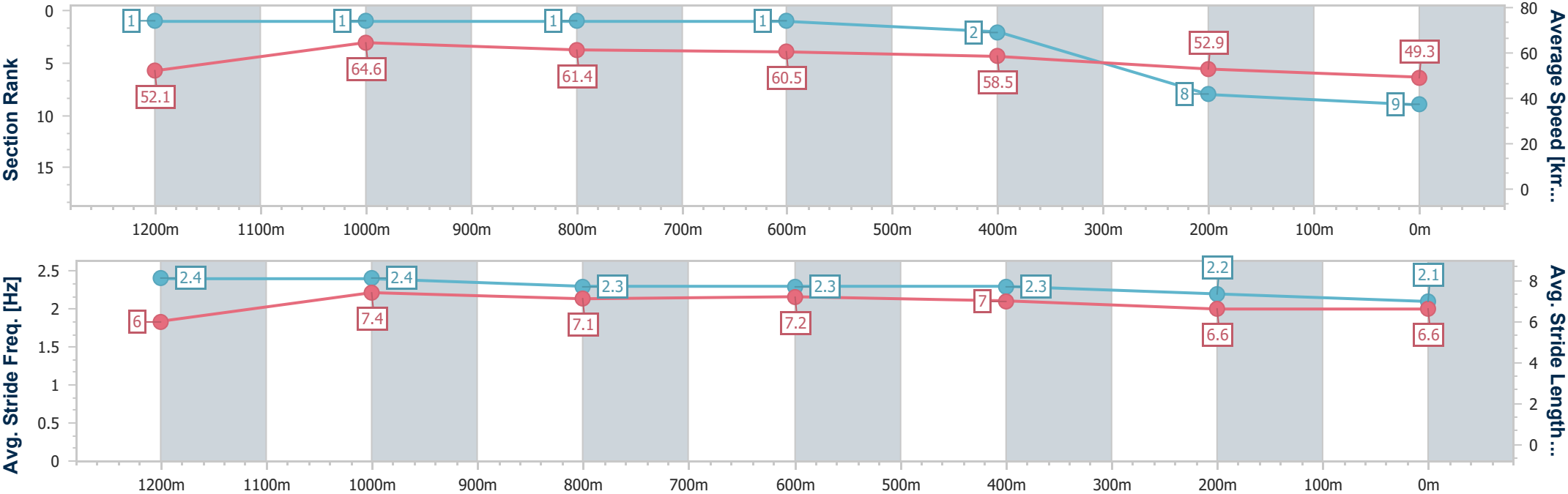
Race 1: MITEK Maiden Plate - 1400m

21 June 2025 - 13:09

Track Rating: Soft 6, Weather: Overcast, Rail Position: True



Section	Overall	1200m	1000m	800m	600m	400m	200m						
Section Times	1:28.85 [9] (0:13.76)	1:15.09 [1] (0:11.18)	1:03.91 [1] (0:11.75)	0:52.16 [1] (0:11.79)	0:40.37 [1] (0:12.19)	0:28.18 [2] (0:13.61)	0:14.57 [8] (0:14.57)						
Average Speed [km/h]	52.1	64.6	61.4	60.5	58.5	52.9	49.3						
Top Speed [km/h]	66.7	66.1	62.5	61.6	59.7	55.5	51.0						
Avg. Dist. to Rail [m]	6.0	1.7	0.4	1.5	1.9	0.6	2.9						
Avg. Stride Freq. [Hz]	2.4	2.4	2.3	2.3	2.3	2.2	2.1						
Avg. Stride Length [m]	6.0	7.4	7.1	7.2	7.0	6.6	6.6						





Horse/Jockey Name	Boots With The Fur
Final Rank	10
Fastest Section Time (Section)	0:11.28 (1200m)
Top Speed [km/h] (Section)	66.5 (1200m)
Race State	Finished



Aquis Park Gold CoastProfessional

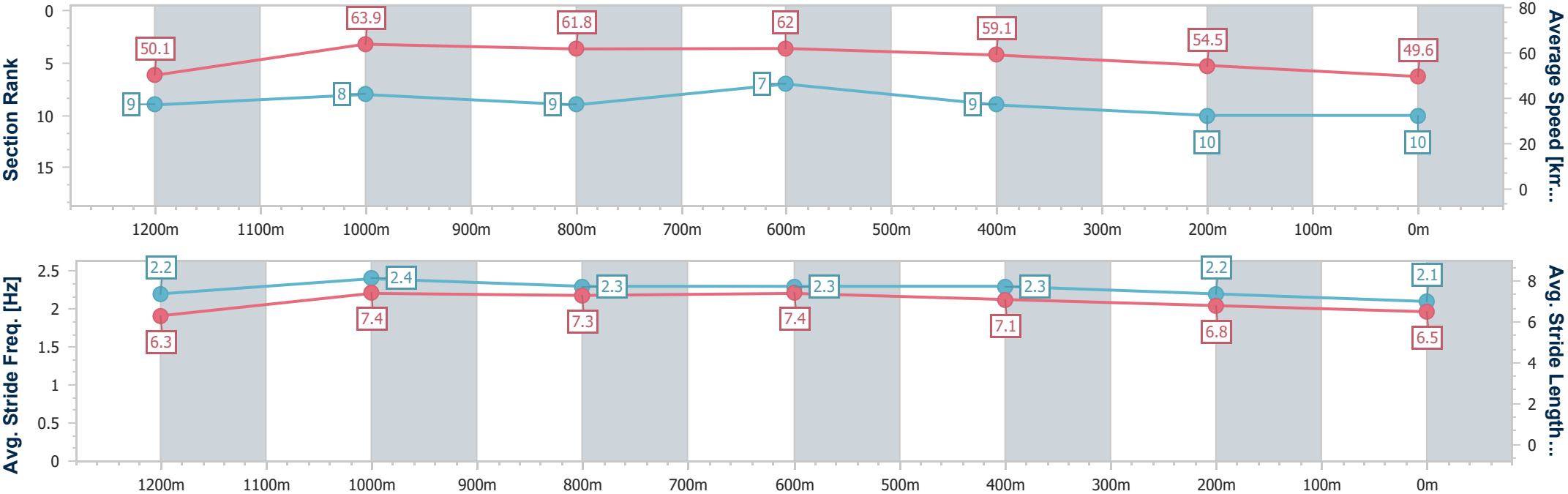
Race 1: MITEK Maiden Plate - 1400m

21 June 2025 - 13:09

Track Rating: Soft 6, Weather: Overcast, Rail Position: True



Section	Overall	1200m	1000m	800m	600m	400m	200m						
Section Times	1:29.30 [10] (0:14.35)	1:14.95 [9] (0:11.28)	1:03.67 [8] (0:11.86)	0:51.81 [9] (0:11.73)	0:40.08 [7] (0:12.29)	0:27.79 [9] (0:13.30)	0:14.49 [10] (0:14.49)						
Average Speed [km/h]	50.1	63.9	61.8	62.0	59.1	54.5	49.6						
Top Speed [km/h]	64.1	66.5	63.5	63.7	60.8	55.6	52.8						
Avg. Dist. to Rail [m]	9.6	4.6	3.8	2.6	1.6	6.3	8.4						
Avg. Stride Freq. [Hz]	2.2	2.4	2.3	2.3	2.3	2.2	2.1						
Avg. Stride Length [m]	6.3	7.4	7.3	7.4	7.1	6.8	6.5						





Horse/Jockey Name	Weekend Artist
Final Rank	11
Fastest Section Time (Section)	0:11.40 (1200m)
Top Speed [km/h] (Section)	64.9 (Overall)
Race State	Finished



Aquis Park Gold CoastProfessional

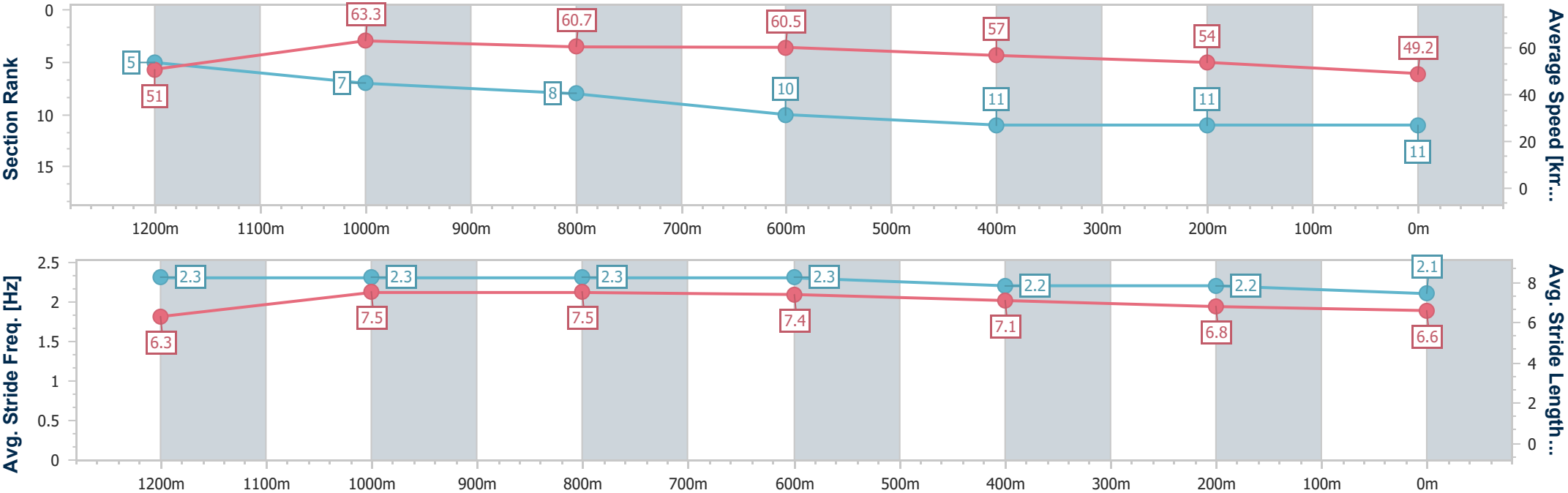
Race 1: MITEK Maiden Plate - 1400m

21 June 2025 - 13:09

Track Rating: Soft 6, Weather: Overcast, Rail Position: True



Section	Overall	1200m	1000m	800m	600m	400m	200m						
Section Times	1:30.12 [11] (0:14.09)	1:16.03 [5] (0:11.40)	1:04.63 [7] (0:11.93)	0:52.70 [8] (0:11.98)	0:40.72 [10] (0:12.69)	0:28.03 [11] (0:13.39)	0:14.64 [11] (0:14.64)						
Average Speed [km/h]	51.0	63.3	60.7	60.5	57.0	54.0	49.2						
Top Speed [km/h]	64.9	64.8	62.0	61.7	58.1	55.6	52.8						
Avg. Dist. to Rail [m]	8.7	3.5	1.4	1.1	1.0	4.8	4.9						
Avg. Stride Freq. [Hz]	2.3	2.3	2.3	2.3	2.2	2.2	2.1						
Avg. Stride Length [m]	6.3	7.5	7.5	7.4	7.1	6.8	6.6						





Horse/Jockey Name	Brockagh Boy
Final Rank	12
Fastest Section Time (Section)	0:11.69 (1200m)
Top Speed [km/h] (Section)	63.0 (Overall)
Race State	Finished



Aquis Park Gold CoastProfessional

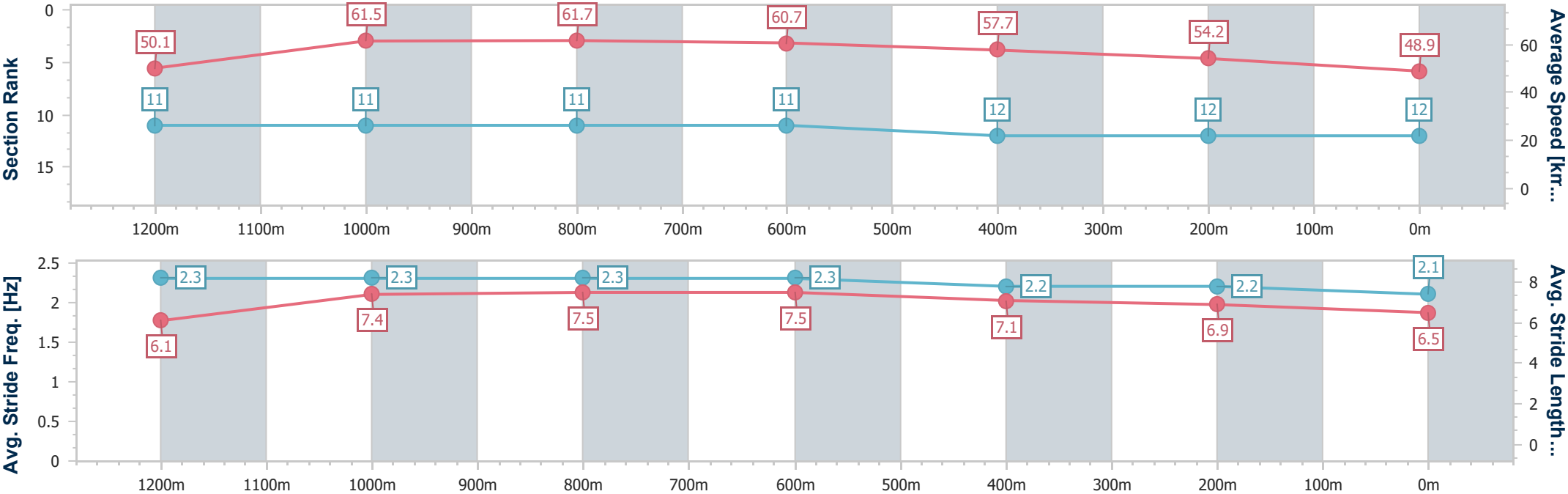
Race 1: MITEK Maiden Plate - 1400m

21 June 2025 - 13:09

Track Rating: Soft 6, Weather: Overcast, Rail Position: True



Section	Overall	1200m	1000m	800m	600m	400m	200m						
Section Times	1:30.28 [12] (0:14.37)	1:15.91 [11] (0:11.69)	1:04.22 [11] (0:11.83)	0:52.39 [11] (0:11.88)	0:40.51 [11] (0:12.42)	0:28.09 [12] (0:13.34)	0:14.75 [12] (0:14.75)						
Average Speed [km/h]	50.1	61.5	61.7	60.7	57.7	54.2	48.9						
Top Speed [km/h]	63.0	62.3	62.7	62.4	59.5	56.2	53.1						
Avg. Dist. to Rail [m]	11.0	4.3	2.1	1.0	0.6	3.1	3.0						
Avg. Stride Freq. [Hz]	2.3	2.3	2.3	2.3	2.2	2.2	2.1						
Avg. Stride Length [m]	6.1	7.4	7.5	7.5	7.1	6.9	6.5						





Aquis Park Gold Coast Professional

Race 2: DINDAS QTIS Three-Years-Old Fillies Maiden Handicap - 1200m

21 June 2025 - 13:46



Track Rating: Heavy 8, Weather: Overcast, Rail Position: True

Section		Overall				1000m	800m	600m	400m	200m	Last 600m		
Field Times		1:13.51 (0:13.56)				0:59.95 (0:10.95)	0:49.00 (0:11.46)	0:37.54 (0:11.80)	0:25.74 (0:12.56)	0:13.18 (0:13.18)	0:37.54		
Rank	TAB	Horse/Jockey	Barrier	Top Speed [km/h]	Fastest Section						Margin	Distance Travelled [m]	
1	10	FULLY SUBSCRIBED	4	67.9	0:10.94	1:13.51 [1]	0:59.87 [3]	0:48.93 [2]	0:37.54 [1]	0:25.74 [1]	0:13.14 [2]	1:13.51	0:37.54
		Anthony Allen		1000m	1000m	(0:13.64)	(0:10.94)	(0:11.39)	(0:11.80)	(0:12.60)	(0:13.14)		
2	2	VALENCIA ROC	9	66.3	0:11.17	1:13.53 [2]	0:59.30 [9]	0:48.13 [9]	0:36.63 [8]	0:24.72 [9]	0:12.52 [5]	0.1L	0:36.63 -2
		Georgina Cartwright		1000m	1000m	(0:14.23)	(0:11.17)	(0:11.50)	(0:11.91)	(0:12.20)	(0:12.52)		
3	11	SANS EGAL	2	67.4	0:11.09	1:13.55 [3]	0:59.95 [2]	0:48.86 [3]	0:37.44 [3]	0:25.77 [2]	0:13.22 [1]	0.2L	0:37.44 -6
		Brandon Lerena		1000m	1000m	(0:13.60)	(0:11.09)	(0:11.42)	(0:11.67)	(0:12.55)	(0:13.22)		
4	5	PAPERINO	10	66.3	0:11.16	1:13.79 [4]	0:59.69 [8]	0:48.53 [8]	0:36.87 [9]	0:25.10 [8]	0:12.91 [4]	1.5L	0:36.87 -2
		Jai Williams		1000m	1000m	(0:14.10)	(0:11.16)	(0:11.66)	(0:11.77)	(0:12.19)	(0:12.91)		
5	14	A ROYAL SORT	1	66.3	0:11.01	1:14.27 [5]	1:00.51 [4]	0:49.50 [4]	0:38.06 [4]	0:26.16 [4]	0:13.47 [3]	4.3L	0:38.06 -2
		Micheal Hellyer		1000m	1000m	(0:13.76)	(0:11.01)	(0:11.44)	(0:11.90)	(0:12.69)	(0:13.47)		
6	1	ELLTITUDE	8	66.1	0:11.24	1:14.36 [6]	1:00.50 [6]	0:49.26 [7]	0:37.71 [7]	0:25.76 [7]	0:13.18 [10]	4.8L	0:37.71 +4
		Tiffani Brooker		1000m	1000m	(0:13.86)	(0:11.24)	(0:11.55)	(0:11.95)	(0:12.58)	(0:13.18)		
7	9	CHAMPAGNE PROBLEMS	6	64.7	0:11.42	1:14.39 [7]	1:00.06 [10]	0:48.64 [10]	0:37.15 [10]	0:25.45 [10]	0:13.29 [8]	5L	0:37.15 +7
		Cobi Vitler		1000m	1000m	(0:14.33)	(0:11.42)	(0:11.49)	(0:11.70)	(0:12.16)	(0:13.29)		
8	8	BRUTAL SUE	5	66.3	0:11.09	1:14.73 [8]	1:00.88 [5]	0:49.79 [5]	0:38.41 [5]	0:26.50 [5]	0:13.65 [6]	6.8L	0:38.41 +2
		Nozi Tomizawa		Overall	1000m	(0:13.85)	(0:11.09)	(0:11.38)	(0:11.91)	(0:12.85)	(0:13.65)		
9	3	CITY BOUND	3	66.3	0:11.05	1:14.92 [9]	1:00.93 [7]	0:49.88 [6]	0:38.40 [6]	0:26.43 [6]	0:13.75 [9]	7.8L	0:38.40 -4
		Taylor Marshall		Overall	1000m	(0:13.99)	(0:11.05)	(0:11.48)	(0:11.97)	(0:12.68)	(0:13.75)		
10	4	LADY ENCRYPTEAU	7	67.7	0:10.95	1:15.60 [10]	1:02.04 [1]	0:51.09 [1]	0:39.62 [2]	0:27.68 [3]	0:14.51 [7]	11.8L	0:39.62 +5
		Leah Martyn		Overall	1000m	(0:13.56)	(0:10.95)	(0:11.47)	(0:11.94)	(0:13.17)	(0:14.51)		

Scratched: Totally Underrated (#7), Private Showtime (#13), Akku (#12), Bella Spirito (#6)

Report Created: Sat 21 June 2025 15:38 GMT+10 (Note: Timing is based on position data)

Page 1/11

[] Ranking at each section and finish
-:-:- No data available at this section
NA No data available
SCN Saddle cloth number
DNF Did not finish
DNT Did not track

data processed by TRIPLESDATA



Horse/Jockey Name	Fully Subscribed
Final Rank	1
Fastest Section Time (Section)	0:10.94 (1000m)
Top Speed [km/h] (Section)	67.9 (1000m)
Race State	Finished



Aquis Park Gold CoastProfessional

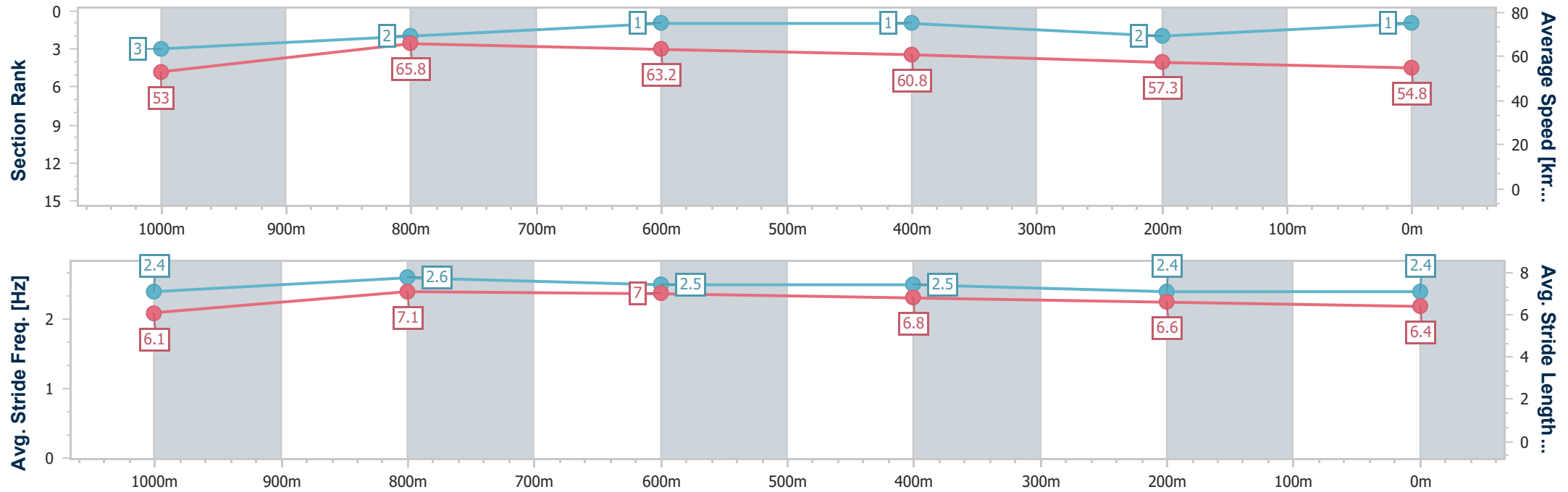
Race 2: DINDAS QTIS Three-Years-Old Fillies Maiden Handicap - 1200m

21 June 2025 - 13:46

Track Rating: Heavy 8, Weather: Overcast, Rail Position: True



Section	Overall	1000m	800m	600m	400m	200m							
Section Times	1:13.51 [1] (0:13.64)	0:59.87 [3] (0:10.94)	0:48.93 [2] (0:11.39)	0:37.54 [1] (0:11.80)	0:25.74 [1] (0:12.60)	0:13.14 [2] (0:13.14)							
Average Speed [km/h]	53.0	65.8	63.2	60.8	57.3	54.8							
Top Speed [km/h]	67.5	67.9	64.7	61.3	59.2	56.5							
Avg. Dist. to Rail [m]	3.7	1.6	0.5	0.6	4.4	8.0							
Avg. Stride Freq. [Hz]	2.4	2.6	2.5	2.5	2.4	2.4							
Avg. Stride Length [m]	6.1	7.1	7.0	6.8	6.6	6.4							



- [] Ranking at each section and finish
- .-.- No data available at this section
- NA No data available



Horse/Jockey Name	Valencia Roc
Final Rank	2
Fastest Section Time (Section)	0:11.17 (1000m)
Top Speed [km/h] (Section)	66.3 (1000m)
Race State	Finished



Aquis Park Gold CoastProfessional

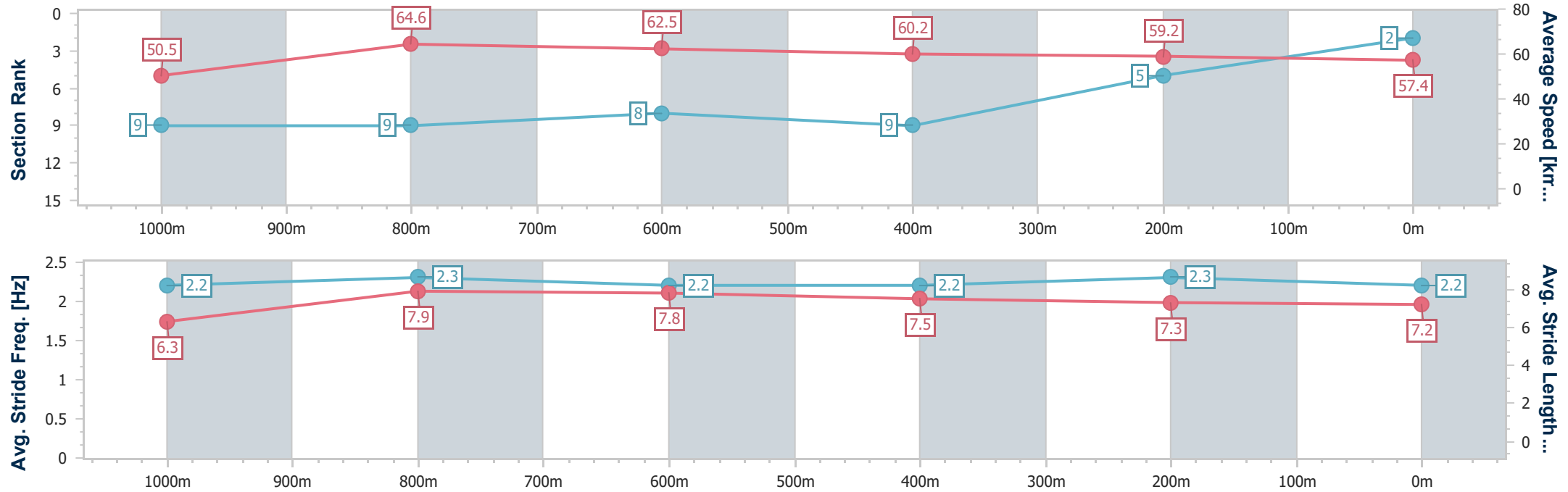
Race 2: DINDAS QTIS Three-Years-Old Fillies Maiden Handicap - 1200m

21 June 2025 - 13:46

Track Rating: Heavy 8, Weather: Overcast, Rail Position: True



Section	Overall	1000m	800m	600m	400m	200m								
Section Times	1:13.53 [2] (0:14.23)	0:59.30 [9] (0:11.17)	0:48.13 [9] (0:11.50)	0:36.63 [8] (0:11.91)	0:24.72 [9] (0:12.20)	0:12.52 [5] (0:12.52)								
Average Speed [km/h]	50.5	64.6	62.5	60.2	59.2	57.4								
Top Speed [km/h]	64.8	66.3	62.8	62.4	60.8	59.6								
Avg. Dist. to Rail [m]	6.5	0.9	0.7	0.7	1.4	1.4								
Avg. Stride Freq. [Hz]	2.2	2.3	2.2	2.2	2.3	2.2								
Avg. Stride Length [m]	6.3	7.9	7.8	7.5	7.3	7.2								



- [] Ranking at each section and finish
- .-.- No data available at this section
- NA No data available



Horse/Jockey Name	Sans Egal
Final Rank	3
Fastest Section Time (Section)	0:11.09 (1000m)
Top Speed [km/h] (Section)	67.4 (1000m)
Race State	Finished



Aquis Park Gold CoastProfessional

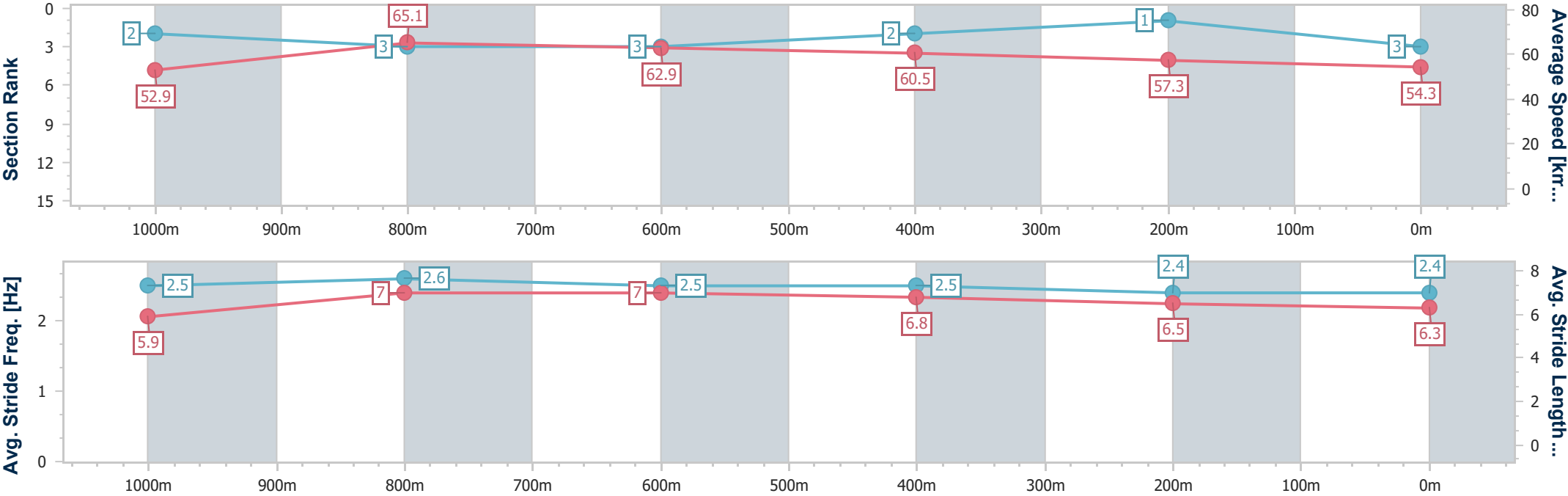
Race 2: DINDAS QTIS Three-Years-Old Fillies Maiden Handicap - 1200m

HOME OF THE GOLD COAST
TRIP CLUB & RYOT CENTRE

21 June 2025 - 13:46

Track Rating: Heavy 8, Weather: Overcast, Rail Position: True

Section	Overall	1000m	800m	600m	400m	200m							
Section Times	1:13.55 [3] (0:13.60)	0:59.95 [2] (0:11.09)	0:48.86 [3] (0:11.42)	0:37.44 [3] (0:11.67)	0:25.77 [2] (0:12.55)	0:13.22 [1] (0:13.22)							
Average Speed [km/h]	52.9	65.1	62.9	60.5	57.3	54.3							
Top Speed [km/h]	67.4	67.4	63.7	61.5	59.3	55.5							
Avg. Dist. to Rail [m]	3.0	1.2	0.9	3.4	2.3	5.1							
Avg. Stride Freq. [Hz]	2.5	2.6	2.5	2.5	2.4	2.4							
Avg. Stride Length [m]	5.9	7.0	7.0	6.8	6.5	6.3							



- [] Ranking at each section and finish
- .-.- No data available at this section
- NA No data available



Horse/Jockey Name	Paperino
Final Rank	4
Fastest Section Time (Section)	0:11.16 (1000m)
Top Speed [km/h] (Section)	66.3 (1000m)
Race State	Finished



Aquis Park Gold CoastProfessional

Race 2: DINDAS QTIS Three-Years-Old Fillies Maiden Handicap - 1200m

AQUIS PARK

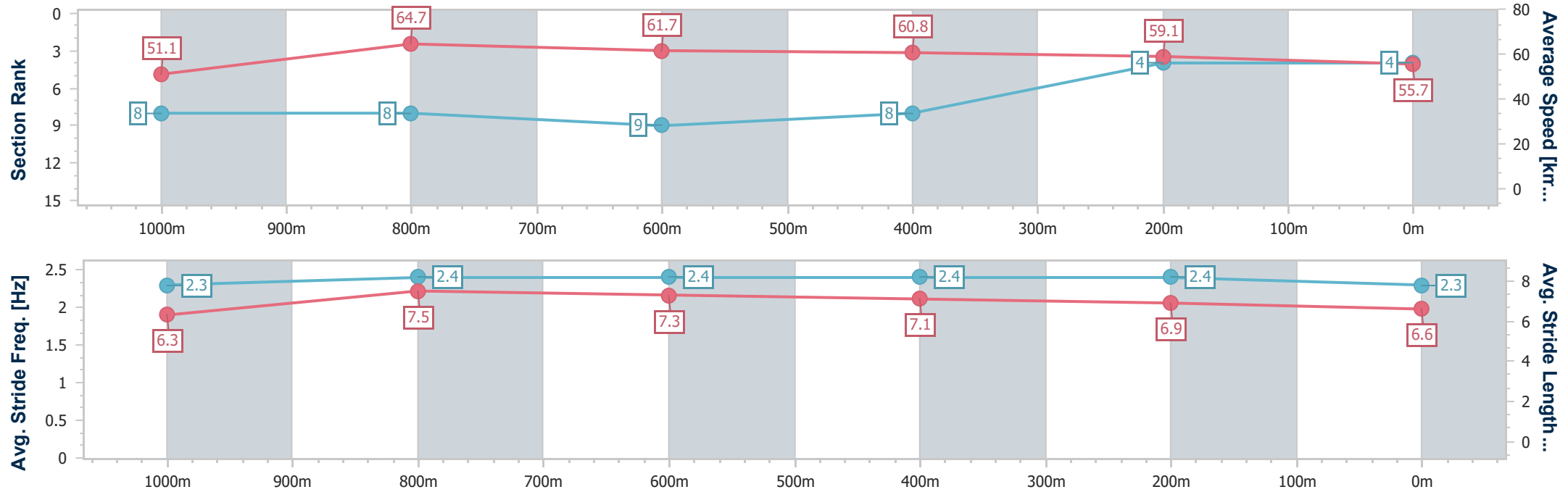
HOME OF THE GOLD COAST

TRIP CLUB & EVENT CENTRE

21 June 2025 - 13:46

Track Rating: Heavy 8, Weather: Overcast, Rail Position: True

Section	Overall	1000m	800m	600m	400m	200m								
Section Times	1:13.79 [4] (0:14.10)	0:59.69 [8] (0:11.16)	0:48.53 [8] (0:11.66)	0:36.87 [9] (0:11.77)	0:25.10 [8] (0:12.19)	0:12.91 [4] (0:12.91)								
Average Speed [km/h]	51.1	64.7	61.7	60.8	59.1	55.7								
Top Speed [km/h]	66.2	66.3	63.5	62.2	61.2	57.5								
Avg. Dist. to Rail [m]	7.5	1.6	0.4	1.4	0.4	1.0								
Avg. Stride Freq. [Hz]	2.3	2.4	2.4	2.4	2.4	2.3								
Avg. Stride Length [m]	6.3	7.5	7.3	7.1	6.9	6.6								



- [] Ranking at each section and finish
- .-.- No data available at this section
- NA No data available



Horse/Jockey Name	A Royal Sort
Final Rank	5
Fastest Section Time (Section)	0:11.01 (1000m)
Top Speed [km/h] (Section)	66.3 (1000m)
Race State	Finished



Aquis Park Gold CoastProfessional

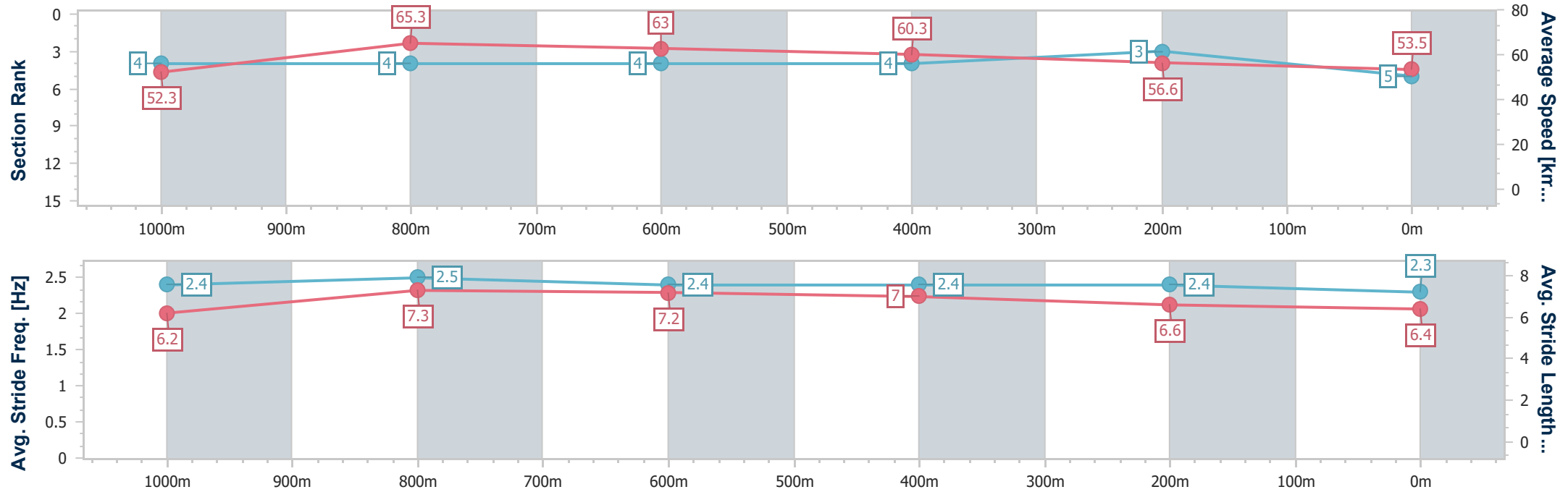
Race 2: DINDAS QTIS Three-Years-Old Fillies Maiden Handicap - 1200m

21 June 2025 - 13:46

Track Rating: Heavy 8, Weather: Overcast, Rail Position: True



Section	Overall	1000m	800m	600m	400m	200m							
Section Times	1:14.27 [5] (0:13.76)	1:00.51 [4] (0:11.01)	0:49.50 [4] (0:11.44)	0:38.06 [4] (0:11.90)	0:26.16 [4] (0:12.69)	0:13.47 [3] (0:13.47)							
Average Speed [km/h]	52.3	65.3	63.0	60.3	56.6	53.5							
Top Speed [km/h]	66.2	66.3	63.9	61.4	58.3	55.3							
Avg. Dist. to Rail [m]	0.8	0.7	0.5	0.4	2.5	5.0							
Avg. Stride Freq. [Hz]	2.4	2.5	2.4	2.4	2.4	2.3							
Avg. Stride Length [m]	6.2	7.3	7.2	7.0	6.6	6.4							



- [] Ranking at each section and finish
- .-.- No data available at this section
- NA No data available



Horse/Jockey Name	Ellitude
Final Rank	6
Fastest Section Time (Section)	0:11.24 (1000m)
Top Speed [km/h] (Section)	66.1 (1000m)
Race State	Finished



Aquis Park Gold CoastProfessional

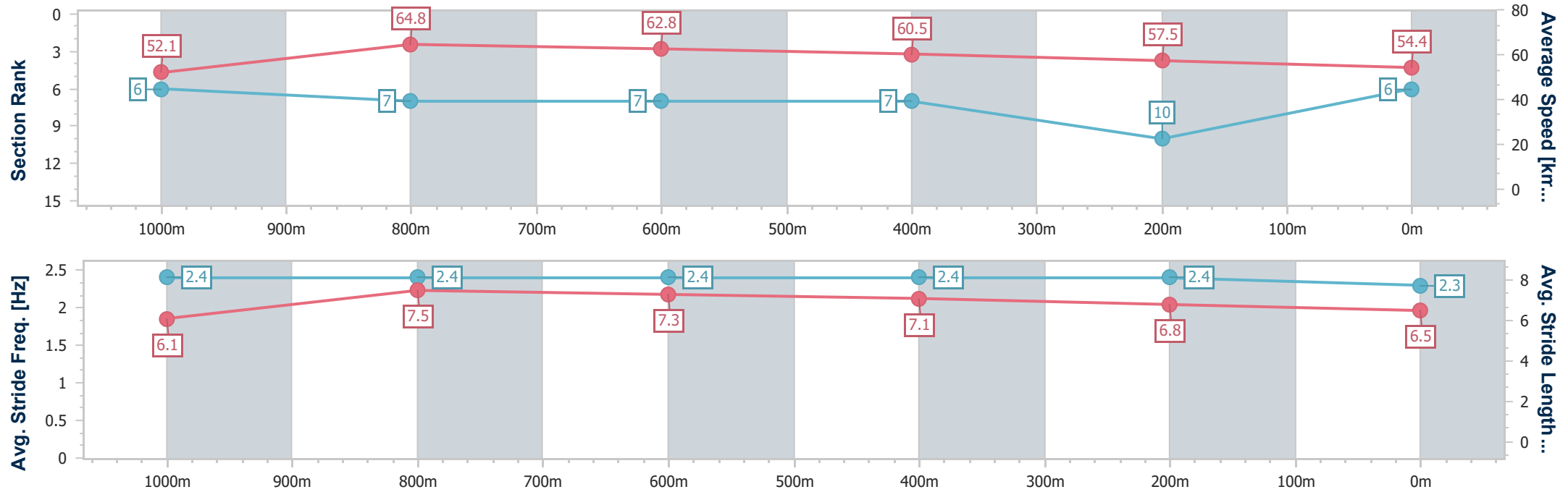
Race 2: DINDAS QTIS Three-Years-Old Fillies Maiden Handicap - 1200m

21 June 2025 - 13:46

Track Rating: Heavy 8, Weather: Overcast, Rail Position: True

AQUIS PARK
HOME OF THE GOLD COAST
TRIP CLUB & EVENT CENTRE

Section	Overall	1000m	800m	600m	400m	200m								
Section Times	1:14.36 [6] (0:13.86)	1:00.50 [6] (0:11.24)	0:49.26 [7] (0:11.55)	0:37.71 [7] (0:11.95)	0:25.76 [7] (0:12.58)	0:13.18 [10] (0:13.18)								
Average Speed [km/h]	52.1	64.8	62.8	60.5	57.5	54.4								
Top Speed [km/h]	66.0	66.1	63.6	61.7	58.4	56.1								
Avg. Dist. to Rail [m]	6.1	2.9	1.5	0.8	5.4	8.3								
Avg. Stride Freq. [Hz]	2.4	2.4	2.4	2.4	2.4	2.3								
Avg. Stride Length [m]	6.1	7.5	7.3	7.1	6.8	6.5								



- [] Ranking at each section and finish
- .-.- No data available at this section
- NA No data available



Horse/Jockey Name	Champagne Problems
Final Rank	7
Fastest Section Time (Section)	0:11.42 (1000m)
Top Speed [km/h] (Section)	64.7 (1000m)
Race State	Finished



Aquis Park Gold CoastProfessional

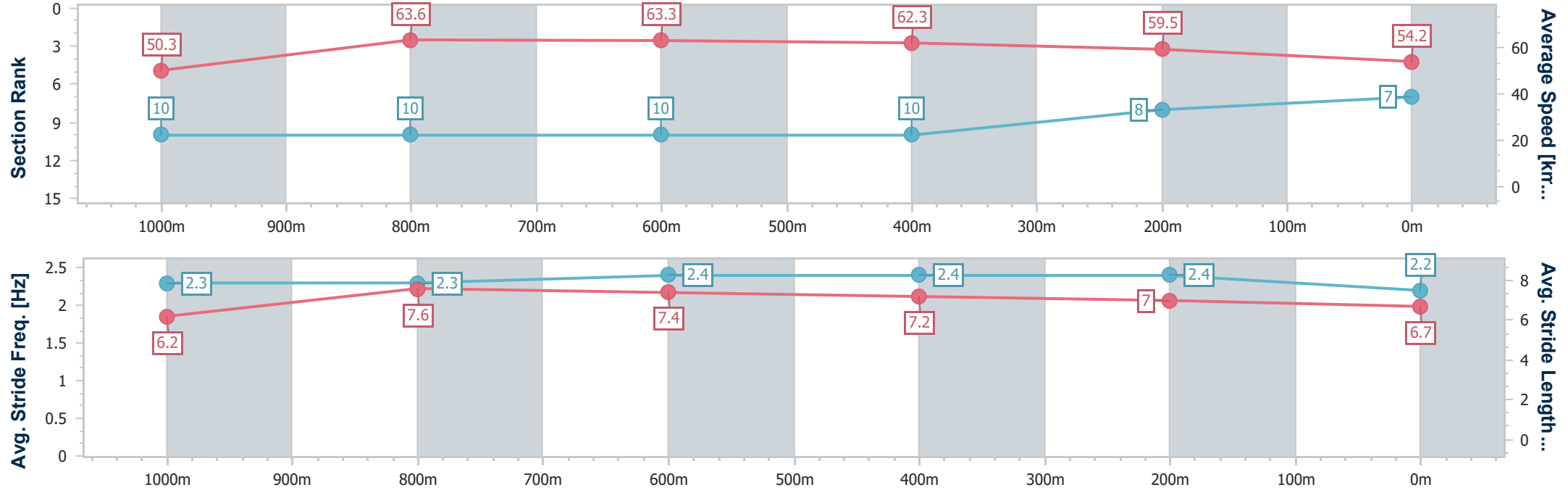
Race 2: DINDAS QTIS Three-Years-Old Fillies Maiden Handicap - 1200m

HOME OF THE GOLD COAST
TRIP CLUB & RYOT CENTRE

21 June 2025 - 13:46

Track Rating: Heavy 8, Weather: Overcast, Rail Position: True

Section	Overall	1000m	800m	600m	400m	200m							
Section Times	1:14.39 [7] (0:14.33)	1:00.06 [10] (0:11.42)	0:48.64 [10] (0:11.49)	0:37.15 [10] (0:11.70)	0:25.45 [10] (0:12.16)	0:13.29 [8] (0:13.29)							
Average Speed [km/h]	50.3	63.6	63.3	62.3	59.5	54.2							
Top Speed [km/h]	64.5	64.7	64.1	63.4	61.2	56.4							
Avg. Dist. to Rail [m]	3.3	2.5	2.8	1.6	6.6	10.4							
Avg. Stride Freq. [Hz]	2.3	2.3	2.4	2.4	2.4	2.2							
Avg. Stride Length [m]	6.2	7.6	7.4	7.2	7.0	6.7							



- [] Ranking at each section and finish
- .-.- No data available at this section
- NA No data available



Horse/Jockey Name	Brutal Sue
Final Rank	8
Fastest Section Time (Section)	0:11.09 (1000m)
Top Speed [km/h] (Section)	66.3 (Overall)
Race State	Finished



Aquis Park Gold CoastProfessional

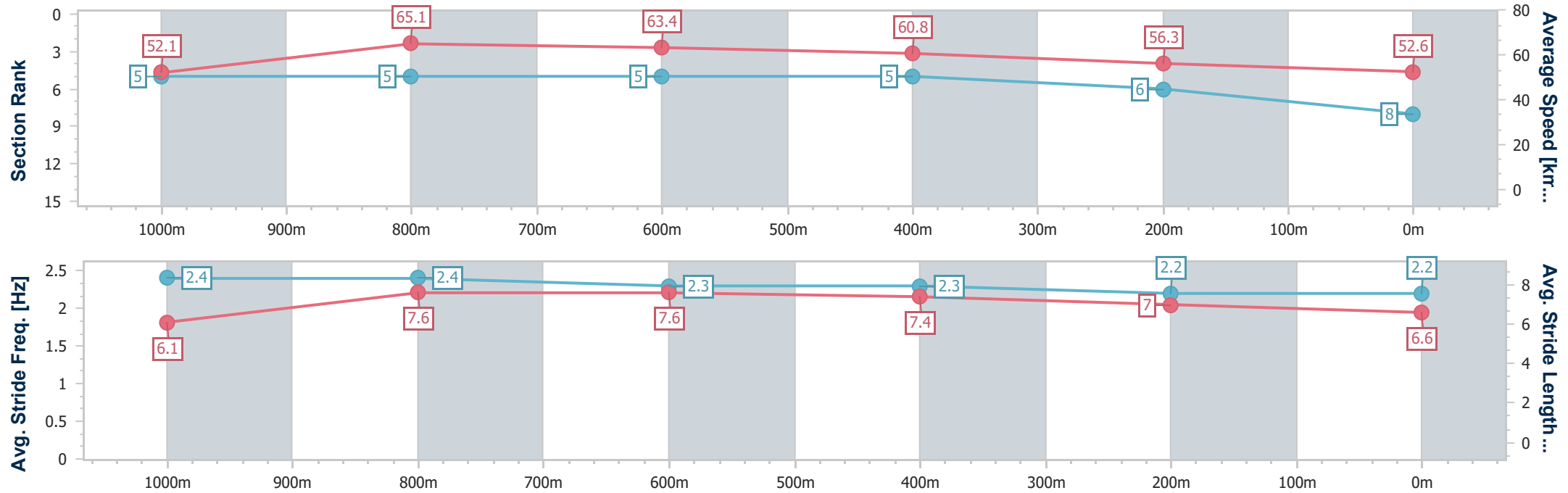
Race 2: DINDAS QTIS Three-Years-Old Fillies Maiden Handicap - 1200m

HOME OF THE GOLD COAST
TRIP CLUB & RYOT COUNTRY

21 June 2025 - 13:46

Track Rating: Heavy 8, Weather: Overcast, Rail Position: True

Section	Overall	1000m	800m	600m	400m	200m							
Section Times	1:14.73 [8] (0:13.85)	1:00.88 [5] (0:11.09)	0:49.79 [5] (0:11.38)	0:38.41 [5] (0:11.91)	0:26.50 [5] (0:12.85)	0:13.65 [6] (0:13.65)							
Average Speed [km/h]	52.1	65.1	63.4	60.8	56.3	52.6							
Top Speed [km/h]	66.3	66.3	64.2	62.3	58.1	55.7							
Avg. Dist. to Rail [m]	3.7	1.2	1.0	0.9	5.6	7.9							
Avg. Stride Freq. [Hz]	2.4	2.4	2.3	2.3	2.2	2.2							
Avg. Stride Length [m]	6.1	7.6	7.6	7.4	7.0	6.6							



- [] Ranking at each section and finish
- .-.- No data available at this section
- NA No data available

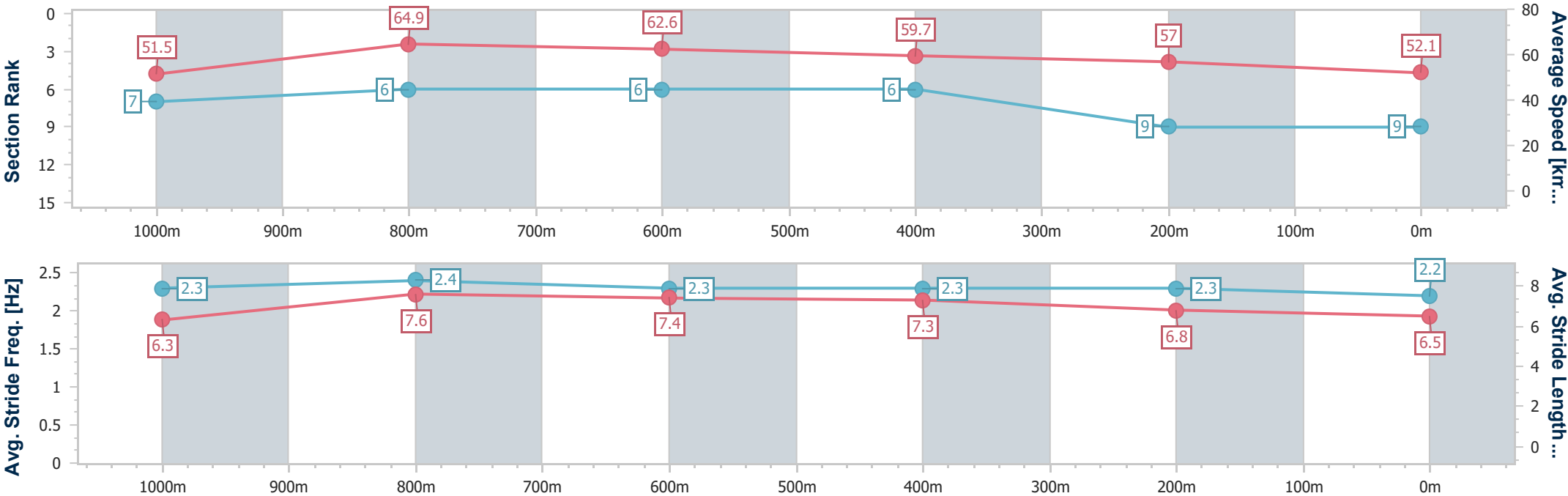


Horse/Jockey Name	City Bound
Final Rank	9
Fastest Section Time (Section)	0:11.05 (1000m)
Top Speed [km/h] (Section)	66.3 (Overall)
Race State	Finished



Aquis Park Gold CoastProfessional
Race 2: DINDAS QTIS Three-Years-Old Fillies Maiden Handicap - 1200m
21 June 2025 - 13:46
Track Rating: Heavy 8, Weather: Overcast, Rail Position: True

Section	Overall	1000m	800m	600m	400m	200m							
Section Times	1:14.92 [9] (0:13.99)	1:00.93 [7] (0:11.05)	0:49.88 [6] (0:11.48)	0:38.40 [6] (0:11.97)	0:26.43 [6] (0:12.68)	0:13.75 [9] (0:13.75)							
Average Speed [km/h]	51.5	64.9	62.6	59.7	57.0	52.1							
Top Speed [km/h]	66.3	66.1	63.7	61.3	58.1	54.7							
Avg. Dist. to Rail [m]	1.4	0.7	0.7	0.9	3.0	4.5							
Avg. Stride Freq. [Hz]	2.3	2.4	2.3	2.3	2.3	2.2							
Avg. Stride Length [m]	6.3	7.6	7.4	7.3	6.8	6.5							





Horse/Jockey Name	Lady Encrypteau
Final Rank	10
Fastest Section Time (Section)	0:10.95 (1000m)
Top Speed [km/h] (Section)	67.7 (Overall)
Race State	Finished



Aquis Park Gold CoastProfessional

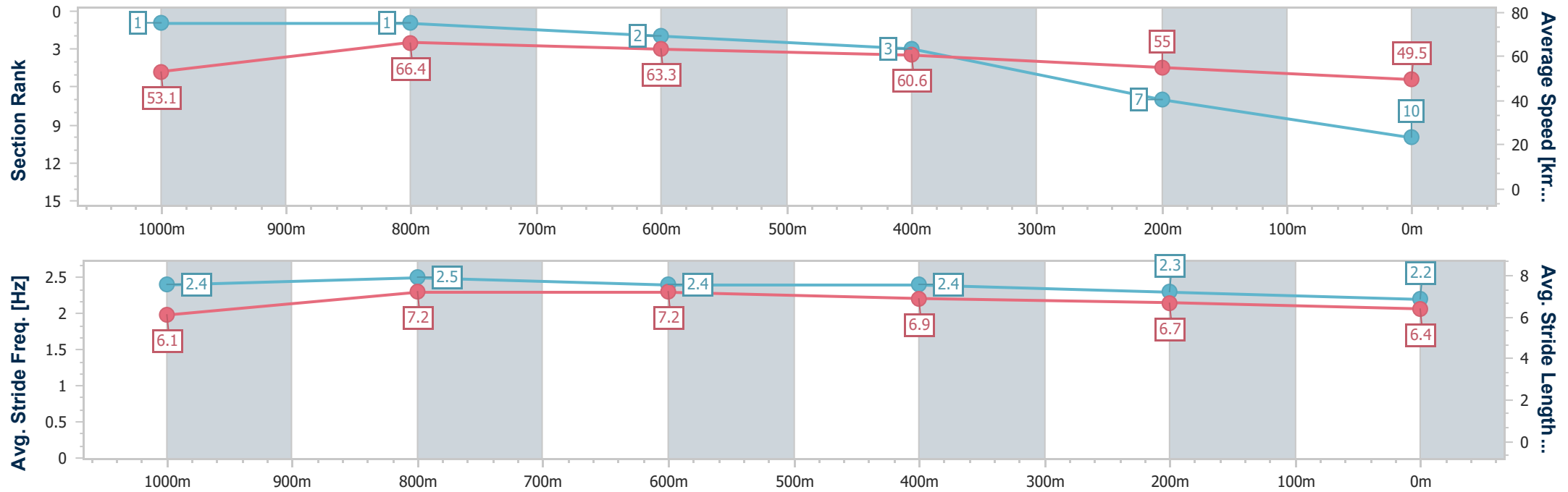
Race 2: DINDAS QTIS Three-Years-Old Fillies Maiden Handicap - 1200m

21 June 2025 - 13:46

Track Rating: Heavy 8, Weather: Overcast, Rail Position: True

AQUIS PARK
HOME OF THE GOLD COAST
TRIP CLUB & EVENT CENTRE

Section	Overall	1000m	800m	600m	400m	200m							
Section Times	1:15.60 [10] (0:13.56)	1:02.04 [1] (0:10.95)	0:51.09 [1] (0:11.47)	0:39.62 [2] (0:11.94)	0:27.68 [3] (0:13.17)	0:14.51 [7] (0:14.51)							
Average Speed [km/h]	53.1	66.4	63.3	60.6	55.0	49.5							
Top Speed [km/h]	67.7	67.7	64.8	62.2	57.6	52.3							
Avg. Dist. to Rail [m]	5.1	2.2	2.0	1.3	4.3	6.4							
Avg. Stride Freq. [Hz]	2.4	2.5	2.4	2.4	2.3	2.2							
Avg. Stride Length [m]	6.1	7.2	7.2	6.9	6.7	6.4							



- [] Ranking at each section and finish
- .-.- No data available at this section
- NA No data available



Aquis Park Gold Coast Professional
Race 3: HUME DOORS QTIS Three-Years-Old Colts and Geldings Maiden
Handicap - 1200m
21 June 2025 - 14:19



Track Rating: Heavy 8, Weather: Overcast, Rail Position: True

Section		Overall				1000m	800m	600m	400m	200m	Last 600m		
Field Times		1:13.14				0:59.73	0:48.76	0:37.58	0:25.94	0:13.28	0:37.58		
		(0:13.41)				(0:10.97)	(0:11.18)	(0:11.64)	(0:12.66)	(0:13.28)			
Rank	TAB	Horse/Jockey	Barrier	Top Speed [km/h]	Fastest Section						Margin	Distance Travelled [m]	
1	5	WITHOUT COMPARE	2	66.7	0:11.18	1:13.14 [1]	0:59.02 [9]	0:47.84 [8]	0:36.65 [8]	0:24.88 [7]	0:12.75 [2]	1:13.14	0:36.65
		Brandon Lerena		Overall	1000m	(0:14.12)	(0:11.18)	(0:11.19)	(0:11.77)	(0:12.13)	(0:12.75)		
2	12	TARMAC	5	67.4	0:10.97	1:13.57 [2]	1:00.16 [1]	0:49.19 [1]	0:38.01 [1]	0:26.37 [1]	0:13.71 [1]	2.5L	0:38.01 +1
		Micheal Hellyer		1000m	1000m	(0:13.41)	(0:10.97)	(0:11.18)	(0:11.64)	(0:12.66)	(0:13.71)		
3	4	KING MAL	4	67.3	0:10.95	1:13.76 [3]	1:00.04 [6]	0:49.09 [3]	0:37.93 [3]	0:25.99 [3]	0:13.37 [3]	3.5L	0:37.93 +4
		Dylan Turner		1000m	1000m	(0:13.72)	(0:10.95)	(0:11.16)	(0:11.94)	(0:12.62)	(0:13.37)		
4	9	CHAYSE 'N' PENNY	10	65.8	0:11.26	1:14.14 [4]	0:59.99 [10]	0:48.73 [9]	0:37.44 [9]	0:25.46 [9]	0:13.05 [7]	5.8L	0:37.44 +6
		Anthony Allen		Overall	1000m	(0:14.15)	(0:11.26)	(0:11.29)	(0:11.98)	(0:12.41)	(0:13.05)		
5	6	JUNGLE WARRIOR	8	66.9	0:11.12	1:14.16 [5]	1:00.34 [7]	0:49.22 [7]	0:37.99 [6]	0:26.17 [4]	0:13.54 [4]	5.9L	0:37.99 +3
		Scott Sheargold		Overall	1000m	(0:13.82)	(0:11.12)	(0:11.23)	(0:11.82)	(0:12.63)	(0:13.54)		
6	11	MISHANI REACTOR	1	65.0	0:11.33	1:14.56 [6]	1:00.46 [8]	0:49.13 [10]	0:37.59 [10]	0:25.78 [10]	0:13.30 [9]	8.2L	0:37.59 +1
		Jason Taylor		1000m	1000m	(0:14.10)	(0:11.33)	(0:11.54)	(0:11.81)	(0:12.48)	(0:13.30)		
7	2	BRUTAL ADVANCE	7	67.0	0:11.13	1:14.85 [7]	1:01.22 [3]	0:50.09 [4]	0:38.77 [4]	0:26.81 [6]	0:13.97 [5]	9.7L	0:38.77 +7
		Cobi Vitler		Overall	1000m	(0:13.63)	(0:11.13)	(0:11.32)	(0:11.96)	(0:12.84)	(0:13.97)		
8	7	SOWILO RODINA	11	65.4	0:11.34	1:14.89 [8]	1:00.62 [11]	0:49.17 [11]	0:37.83 [11]	0:26.04 [11]	0:13.35 [11]	9.9L	0:37.83 +3
		Georgina Cartwright		Overall	800m	(0:14.27)	(0:11.45)	(0:11.34)	(0:11.79)	(0:12.69)	(0:13.35)		
9	13	WELLY	9	65.8	0:11.24	1:15.00 [9]	1:01.31 [4]	0:50.07 [6]	0:38.70 [7]	0:26.56 [8]	0:13.68 [10]	10.4L	0:38.70 +7
		Nozi Tomizawa		1000m	1000m	(0:13.69)	(0:11.24)	(0:11.37)	(0:12.14)	(0:12.88)	(0:13.68)		
10	10	KENNY THE BAKER	3	66.5	0:11.19	1:15.44 [10]	1:01.72 [5]	0:50.53 [5]	0:39.32 [5]	0:27.45 [4]	0:14.26 [8]	12.9L	0:39.32 +1
		Tiffani Brooker		800m	1000m	(0:13.72)	(0:11.19)	(0:11.21)	(0:11.87)	(0:13.19)	(0:14.26)		

Scratched: Better Not Forget (#16), Cryptology (#3), Enhance (#1), Skorpis Isle (#14), Besiege (#15)

Report Created: Sat 21 June 2025 16:54 GMT+10 (Note: Timing is based on position data)

Page 1/13

[] Ranking at each section and finish
-:-:- No data available at this section
NA No data available
SCN Saddle cloth number
DNF Did not finish
DNT Did not track

data processed by TRIPLESDATA



Aquis Park Gold Coast Professional
Race 3: HUME DOORS QTIS Three-Years-Old Colts and Geldings Maiden
Handicap - 1200m
21 June 2025 - 14:19



Track Rating: Heavy 8, Weather: Overcast, Rail Position: True

Section						Overall	1000m	800m	600m	400m	200m	Last 600m		
Field Times						1:13.14 (0:13.41)	0:59.73 (0:10.97)	0:48.76 (0:11.18)	0:37.58 (0:11.64)	0:25.94 (0:12.66)	0:13.28 (0:13.28)	0:37.58		
Rank	TAB	Horse/Jockey	Barrier	Top Speed [km/h]	Fastest Section							Margin	Distance Travelled [m]	
11	8	TELL NO GOSSIP	6	67.8	0:10.98	1:15.81 [11]	1:02.33 [2]	0:51.35 [2]	0:40.16 [2]	0:28.19 [2]	0:14.92 [6]	14.9L	0:40.16	+3
		Jai Williams		1000m	1000m	(0:13.48)	(0:10.98)	(0:11.19)	(0:11.97)	(0:13.27)	(0:14.92)			

Scratched: Better Not Forget (#16), Cryptology (#3), Enhance (#1), Skorprios Isle (#14), Besiege (#15)



Horse/Jockey Name	Without Compare
Final Rank	1
Fastest Section Time (Section)	0:11.18 (1000m)
Top Speed [km/h] (Section)	66.7 (Overall)
Race State	Finished



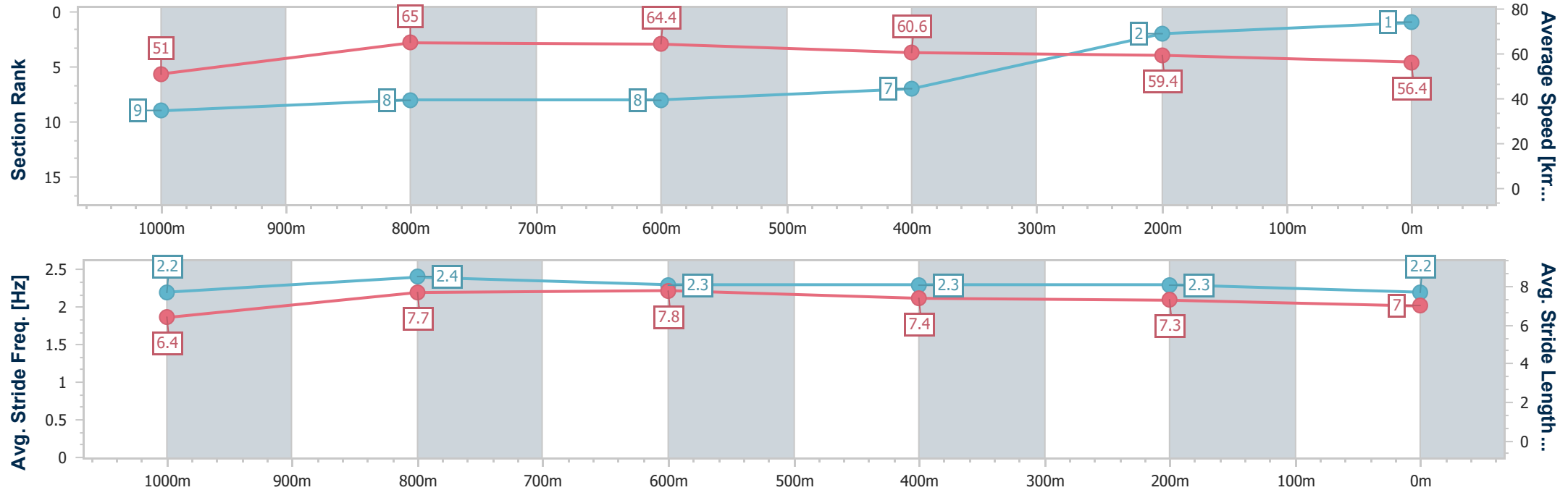
Aquis Park Gold CoastProfessional
Race 3: HUME DOORS QTIS Three-Years-Old Colts and
Geldings Maiden Handicap - 1200m



21 June 2025 - 14:19

Track Rating: Heavy 8, Weather: Overcast, Rail Position: True

Section	Overall	1000m	800m	600m	400m	200m								
Section Times	1:13.14 [1] (0:14.12)	0:59.02 [9] (0:11.18)	0:47.84 [8] (0:11.19)	0:36.65 [8] (0:11.77)	0:24.88 [7] (0:12.13)	0:12.75 [2] (0:12.75)								
Average Speed [km/h]	51.0	65.0	64.4	60.6	59.4	56.4								
Top Speed [km/h]	66.7	66.4	65.8	62.8	60.0	58.2								
Avg. Dist. to Rail [m]	1.8	1.6	0.6	1.1	0.2	2.6								
Avg. Stride Freq. [Hz]	2.2	2.4	2.3	2.3	2.3	2.2								
Avg. Stride Length [m]	6.4	7.7	7.8	7.4	7.3	7.0								





Horse/Jockey Name	Tarmac
Final Rank	2
Fastest Section Time (Section)	0:10.97 (1000m)
Top Speed [km/h] (Section)	67.4 (1000m)
Race State	Finished



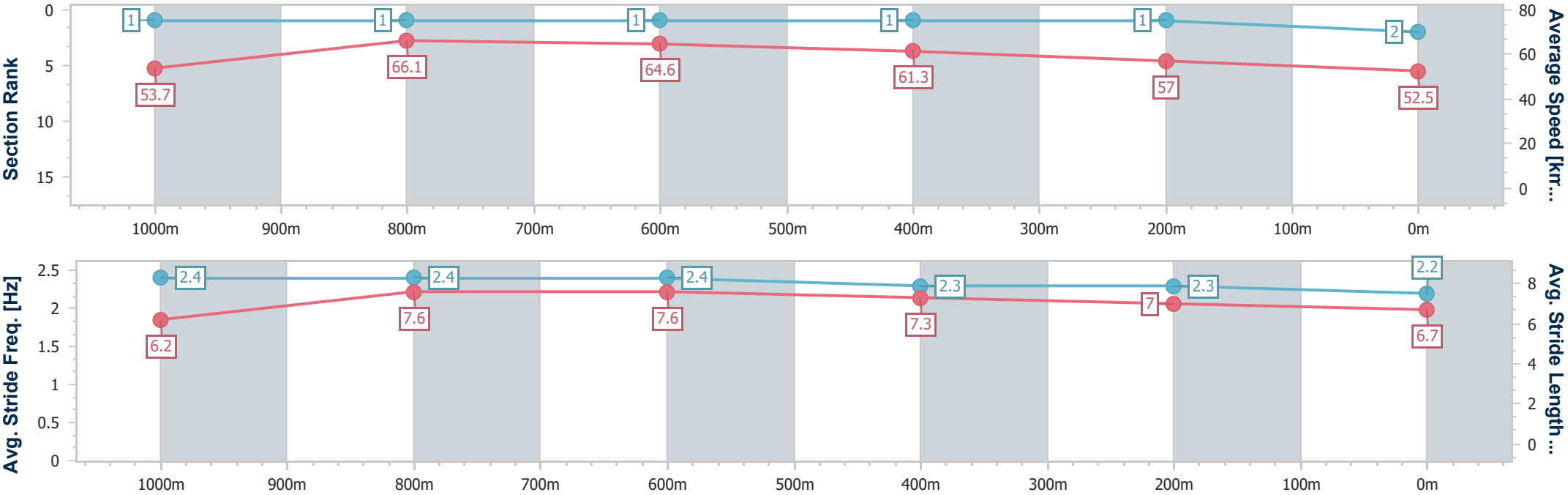
Aquis Park Gold CoastProfessional
Race 3: HUME DOORS QTIS Three-Years-Old Colts and
Geldings Maiden Handicap - 1200m



21 June 2025 - 14:19

Track Rating: Heavy 8, Weather: Overcast, Rail Position: True

Section	Overall	1000m	800m	600m	400m	200m							
Section Times	1:13.57 [2] (0:13.41)	1:00.16 [1] (0:10.97)	0:49.19 [1] (0:11.18)	0:38.01 [1] (0:11.64)	0:26.37 [1] (0:12.66)	0:13.71 [1] (0:13.71)							
Average Speed [km/h]	53.7	66.1	64.6	61.3	57.0	52.5							
Top Speed [km/h]	67.4	67.4	66.2	63.3	59.2	54.5							
Avg. Dist. to Rail [m]	3.6	1.7	1.0	1.2	1.5	4.2							
Avg. Stride Freq. [Hz]	2.4	2.4	2.4	2.3	2.3	2.2							
Avg. Stride Length [m]	6.2	7.6	7.6	7.3	7.0	6.7							





Horse/Jockey Name	King Mal
Final Rank	3
Fastest Section Time (Section)	0:10.95 (1000m)
Top Speed [km/h] (Section)	67.3 (1000m)
Race State	Finished



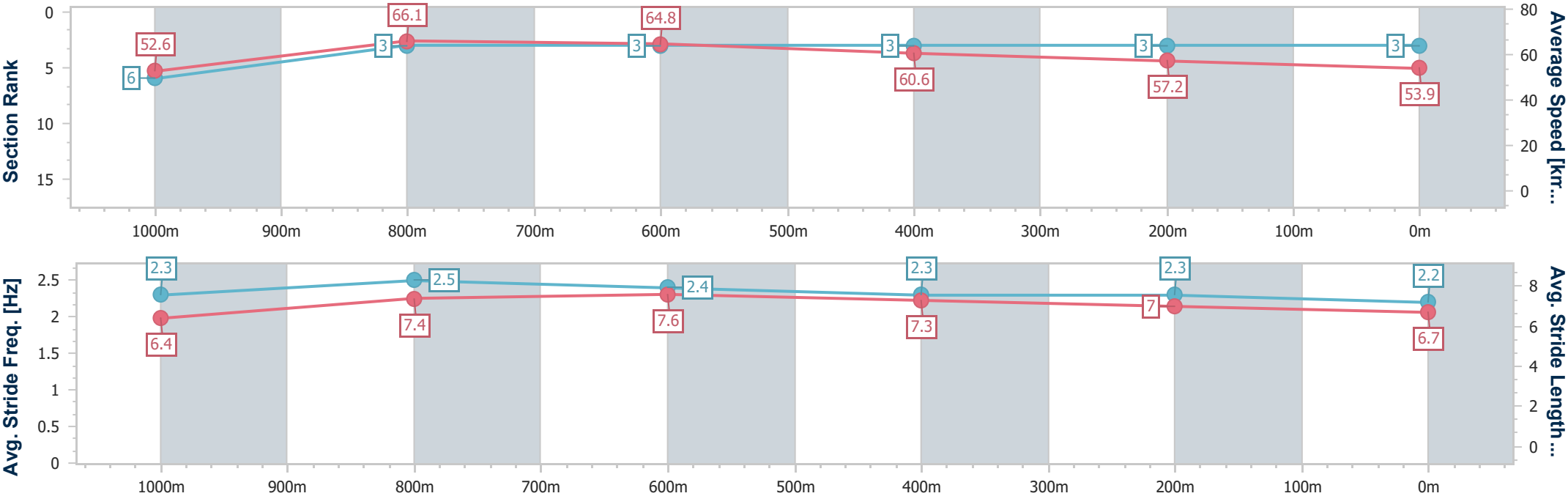
Aquis Park Gold CoastProfessional
Race 3: HUME DOORS QTIS Three-Years-Old Colts and
Geldings Maiden Handicap - 1200m



21 June 2025 - 14:19

Track Rating: Heavy 8, Weather: Overcast, Rail Position: True

Section	Overall	1000m	800m	600m	400m	200m							
Section Times	1:13.76 [3] (0:13.72)	1:00.04 [6] (0:10.95)	0:49.09 [3] (0:11.16)	0:37.93 [3] (0:11.94)	0:25.99 [3] (0:12.62)	0:13.37 [3] (0:13.37)							
Average Speed [km/h]	52.6	66.1	64.8	60.6	57.2	53.9							
Top Speed [km/h]	66.9	67.3	65.9	62.4	58.9	56.0							
Avg. Dist. to Rail [m]	3.3	1.6	1.0	1.1	6.0	8.0							
Avg. Stride Freq. [Hz]	2.3	2.5	2.4	2.3	2.3	2.2							
Avg. Stride Length [m]	6.4	7.4	7.6	7.3	7.0	6.7							



[] Ranking at each section and finish
-.-.- No data available at this section
NA No data available



Horse/Jockey Name	Chayse 'N' Penny
Final Rank	4
Fastest Section Time (Section)	0:11.26 (1000m)
Top Speed [km/h] (Section)	65.8 (Overall)
Race State	Finished



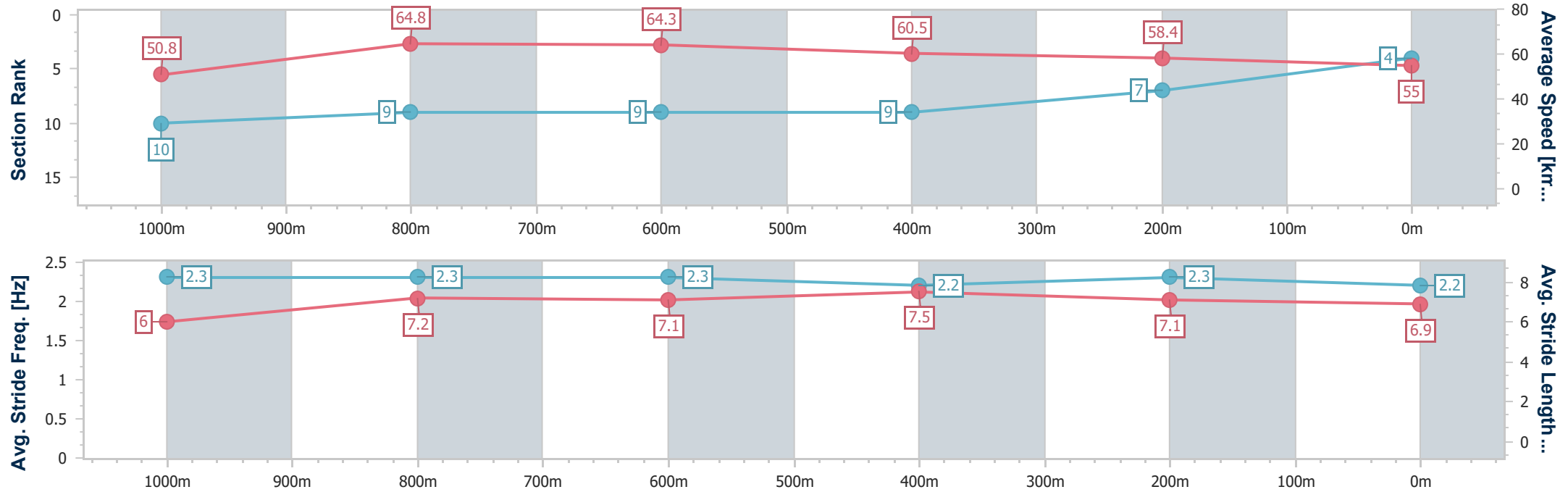
Aquis Park Gold CoastProfessional
Race 3: HUME DOORS QTIS Three-Years-Old Colts and
Geldings Maiden Handicap - 1200m



21 June 2025 - 14:19

Track Rating: Heavy 8, Weather: Overcast, Rail Position: True

Section	Overall	1000m	800m	600m	400m	200m							
Section Times	1:14.14 [4] (0:14.15)	0:59.99 [10] (0:11.26)	0:48.73 [9] (0:11.29)	0:37.44 [9] (0:11.98)	0:25.46 [9] (0:12.41)	0:13.05 [7] (0:13.05)							
Average Speed [km/h]	50.8	64.8	64.3	60.5	58.4	55.0							
Top Speed [km/h]	65.8	65.8	65.5	61.7	59.3	57.2							
Avg. Dist. to Rail [m]	8.0	3.4	1.9	1.2	7.7	9.6							
Avg. Stride Freq. [Hz]	2.3	2.3	2.3	2.2	2.3	2.2							
Avg. Stride Length [m]	6.0	7.2	7.1	7.5	7.1	6.9							



- [] Ranking at each section and finish
- .-.- No data available at this section
- NA No data available



Horse/Jockey Name	Jungle Warrior
Final Rank	5
Fastest Section Time (Section)	0:11.12 (1000m)
Top Speed [km/h] (Section)	66.9 (Overall)
Race State	Finished



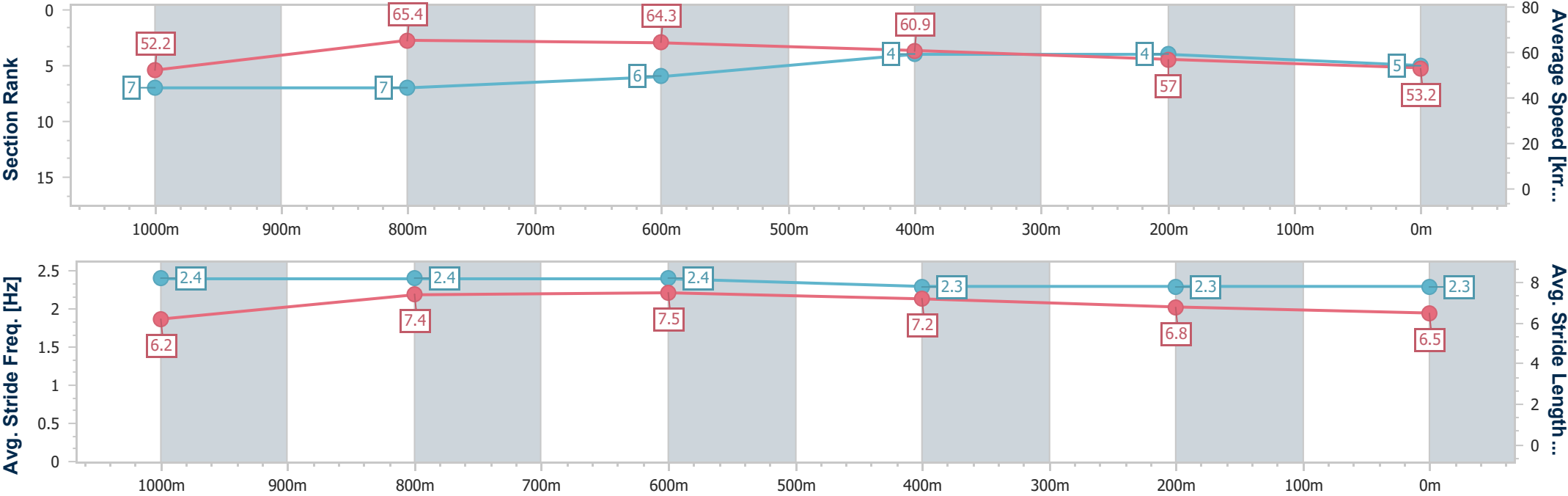
Aquis Park Gold CoastProfessional
Race 3: HUME DOORS QTIS Three-Years-Old Colts and Geldings Maiden Handicap - 1200m



21 June 2025 - 14:19

Track Rating: Heavy 8, Weather: Overcast, Rail Position: True

Section	Overall	1000m	800m	600m	400m	200m							
Section Times	1:14.16 [5] (0:13.82)	1:00.34 [7] (0:11.12)	0:49.22 [7] (0:11.23)	0:37.99 [6] (0:11.82)	0:26.17 [4] (0:12.63)	0:13.54 [4] (0:13.54)							
Average Speed [km/h]	52.2	65.4	64.3	60.9	57.0	53.2							
Top Speed [km/h]	66.9	66.0	65.4	62.7	58.7	54.5							
Avg. Dist. to Rail [m]	6.7	2.3	1.0	0.5	3.0	4.5							
Avg. Stride Freq. [Hz]	2.4	2.4	2.4	2.3	2.3	2.3							
Avg. Stride Length [m]	6.2	7.4	7.5	7.2	6.8	6.5							





Horse/Jockey Name	Mishani Reactor
Final Rank	6
Fastest Section Time (Section)	0:11.33 (1000m)
Top Speed [km/h] (Section)	65.0 (1000m)
Race State	Finished



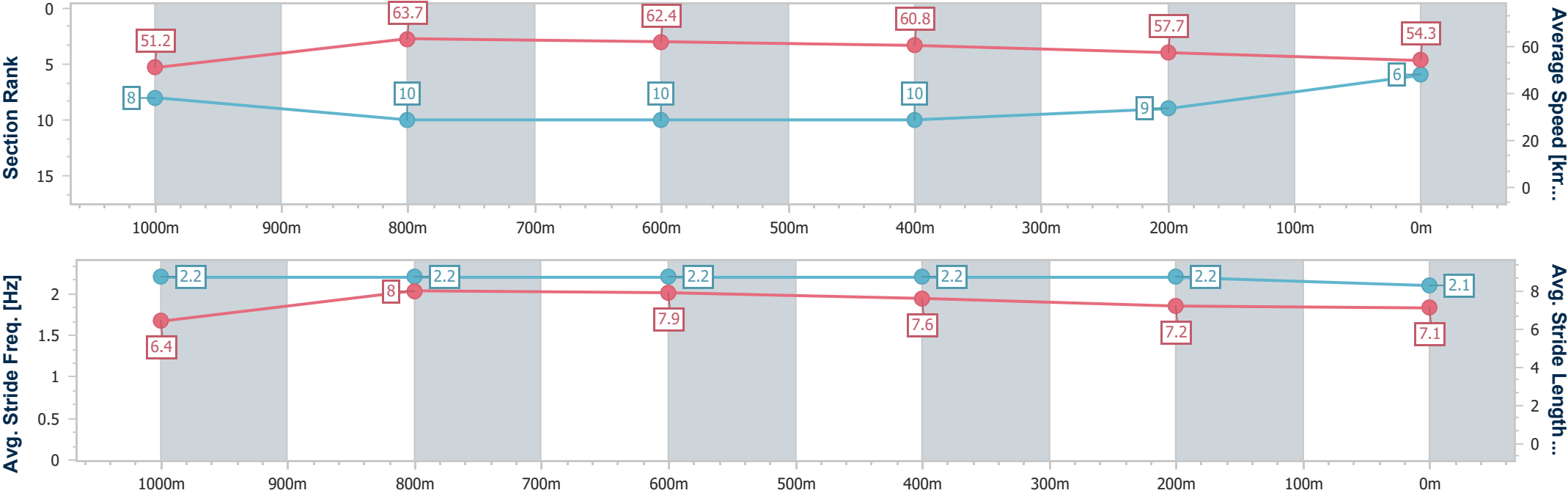
Aquis Park Gold CoastProfessional
Race 3: HUME DOORS QTIS Three-Years-Old Colts and
Geldings Maiden Handicap - 1200m



21 June 2025 - 14:19

Track Rating: Heavy 8, Weather: Overcast, Rail Position: True

Section	Overall	1000m	800m	600m	400m	200m							
Section Times	1:14.56 [6] (0:14.10)	1:00.46 [8] (0:11.33)	0:49.13 [10] (0:11.54)	0:37.59 [10] (0:11.81)	0:25.78 [10] (0:12.48)	0:13.30 [9] (0:13.30)							
Average Speed [km/h]	51.2	63.7	62.4	60.8	57.7	54.3							
Top Speed [km/h]	64.9	65.0	63.3	62.2	58.5	56.5							
Avg. Dist. to Rail [m]	1.4	0.9	0.3	0.7	3.0	3.9							
Avg. Stride Freq. [Hz]	2.2	2.2	2.2	2.2	2.2	2.1							
Avg. Stride Length [m]	6.4	8.0	7.9	7.6	7.2	7.1							





Horse/Jockey Name	Brutal Advance
Final Rank	7
Fastest Section Time (Section)	0:11.13 (1000m)
Top Speed [km/h] (Section)	67.0 (Overall)
Race State	Finished



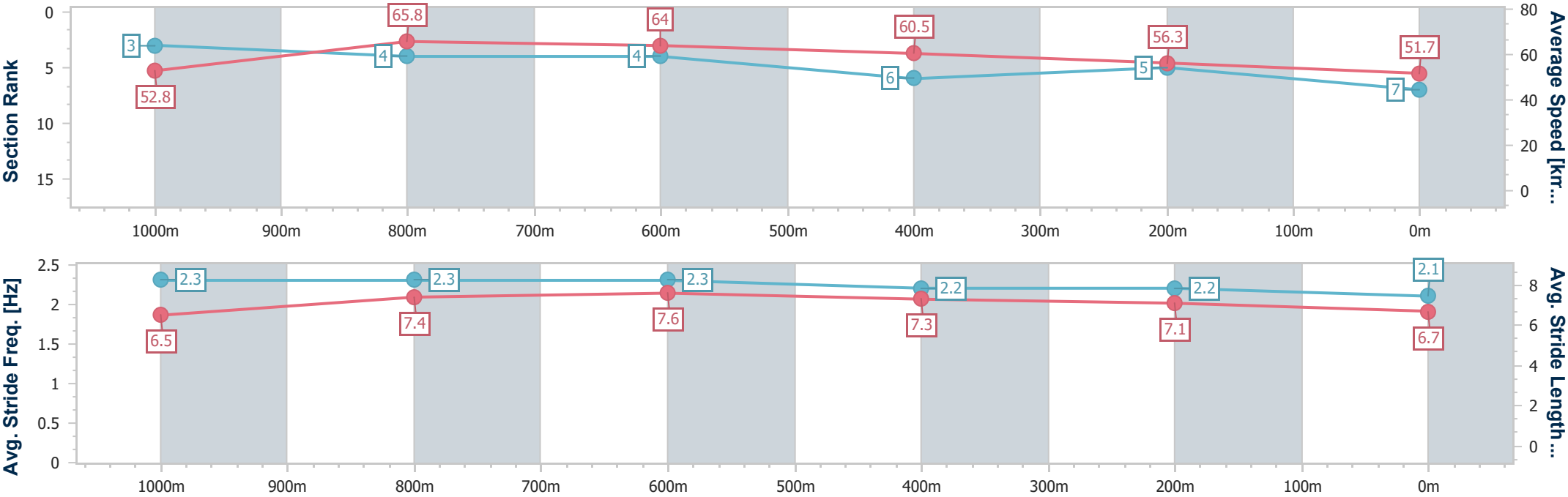
Aquis Park Gold CoastProfessional
Race 3: HUME DOORS QTIS Three-Years-Old Colts and
Geldings Maiden Handicap - 1200m



21 June 2025 - 14:19

Track Rating: Heavy 8, Weather: Overcast, Rail Position: True

Section	Overall	1000m	800m	600m	400m	200m							
Section Times	1:14.85 [7] (0:13.63)	1:01.22 [3] (0:11.13)	0:50.09 [4] (0:11.32)	0:38.77 [4] (0:11.96)	0:26.81 [6] (0:12.84)	0:13.97 [5] (0:13.97)							
Average Speed [km/h]	52.8	65.8	64.0	60.5	56.3	51.7							
Top Speed [km/h]	67.0	66.4	65.0	62.7	58.3	53.6							
Avg. Dist. to Rail [m]	7.4	3.6	1.9	1.2	6.2	7.1							
Avg. Stride Freq. [Hz]	2.3	2.3	2.3	2.2	2.2	2.1							
Avg. Stride Length [m]	6.5	7.4	7.6	7.3	7.1	6.7							





Horse/Jockey Name	Sowilo Rodina
Final Rank	8
Fastest Section Time (Section)	0:11.34 (800m)
Top Speed [km/h] (Section)	65.4 (Overall)
Race State	Finished



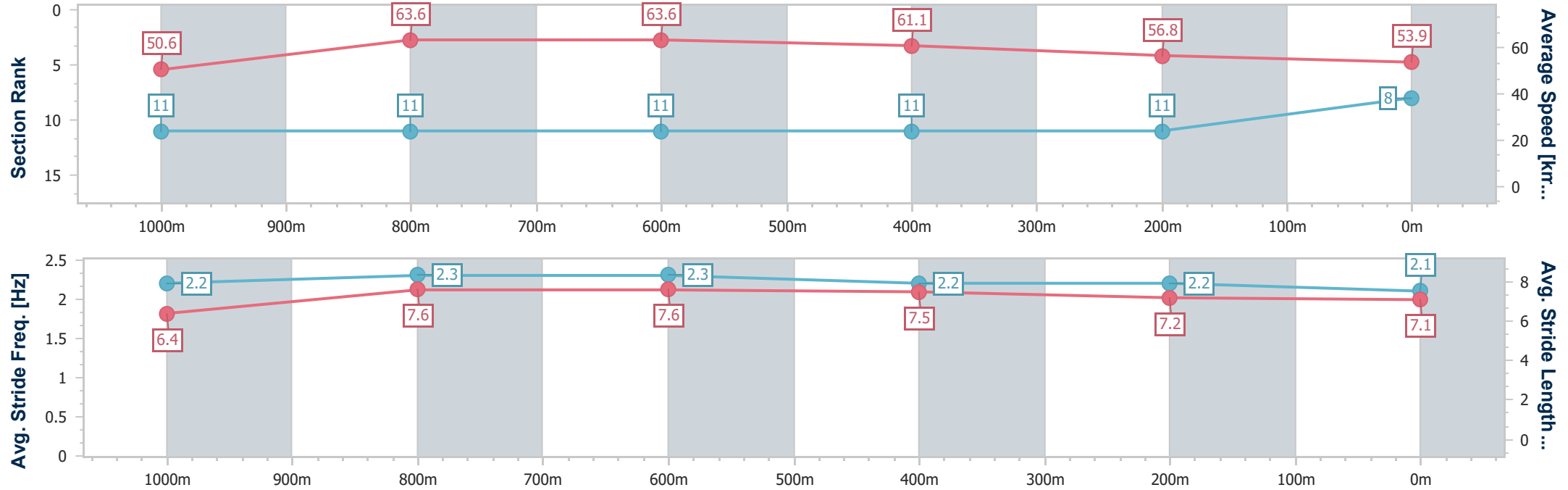
Aquis Park Gold CoastProfessional
Race 3: HUME DOORS QTIS Three-Years-Old Colts and
Geldings Maiden Handicap - 1200m



21 June 2025 - 14:19

Track Rating: Heavy 8, Weather: Overcast, Rail Position: True

Section	Overall	1000m	800m	600m	400m	200m							
Section Times	1:14.89 [8] (0:14.27)	1:00.62 [11] (0:11.45)	0:49.17 [11] (0:11.34)	0:37.83 [11] (0:11.79)	0:26.04 [11] (0:12.69)	0:13.35 [11] (0:13.35)							
Average Speed [km/h]	50.6	63.6	63.6	61.1	56.8	53.9							
Top Speed [km/h]	65.4	64.9	64.2	62.6	58.3	56.3							
Avg. Dist. to Rail [m]	8.9	3.4	0.8	0.9	4.6	9.0							
Avg. Stride Freq. [Hz]	2.2	2.3	2.3	2.2	2.2	2.1							
Avg. Stride Length [m]	6.4	7.6	7.6	7.5	7.2	7.1							





Horse/Jockey Name	Welly
Final Rank	9
Fastest Section Time (Section)	0:11.24 (1000m)
Top Speed [km/h] (Section)	65.8 (1000m)
Race State	Finished



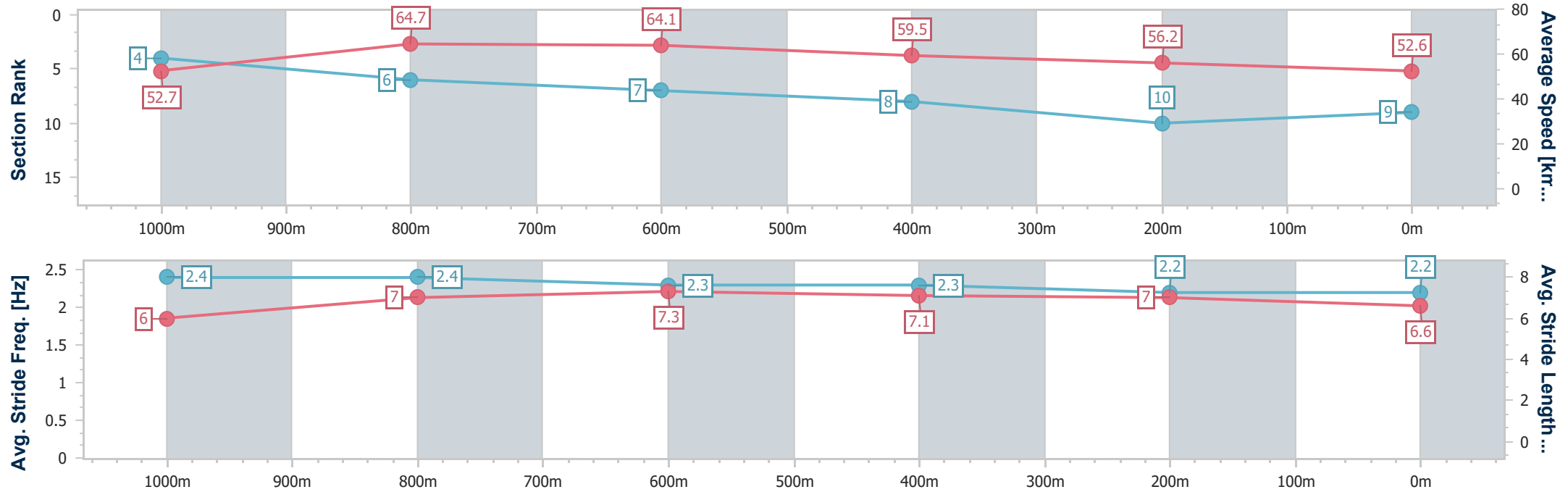
Aquis Park Gold CoastProfessional
Race 3: HUME DOORS QTIS Three-Years-Old Colts and
Geldings Maiden Handicap - 1200m



21 June 2025 - 14:19

Track Rating: Heavy 8, Weather: Overcast, Rail Position: True

Section	Overall	1000m	800m	600m	400m	200m							
Section Times	1:15.00 [9] (0:13.69)	1:01.31 [4] (0:11.24)	0:50.07 [6] (0:11.37)	0:38.70 [7] (0:12.14)	0:26.56 [8] (0:12.88)	0:13.68 [10] (0:13.68)							
Average Speed [km/h]	52.7	64.7	64.1	59.5	56.2	52.6							
Top Speed [km/h]	65.7	65.8	65.2	62.7	56.8	54.5							
Avg. Dist. to Rail [m]	8.8	4.2	2.3	1.2	4.4	7.9							
Avg. Stride Freq. [Hz]	2.4	2.4	2.3	2.3	2.2	2.2							
Avg. Stride Length [m]	6.0	7.0	7.3	7.1	7.0	6.6							





Horse/Jockey Name	Kenny The Baker
Final Rank	10
Fastest Section Time (Section)	0:11.19 (1000m)
Top Speed [km/h] (Section)	66.5 (800m)
Race State	Finished



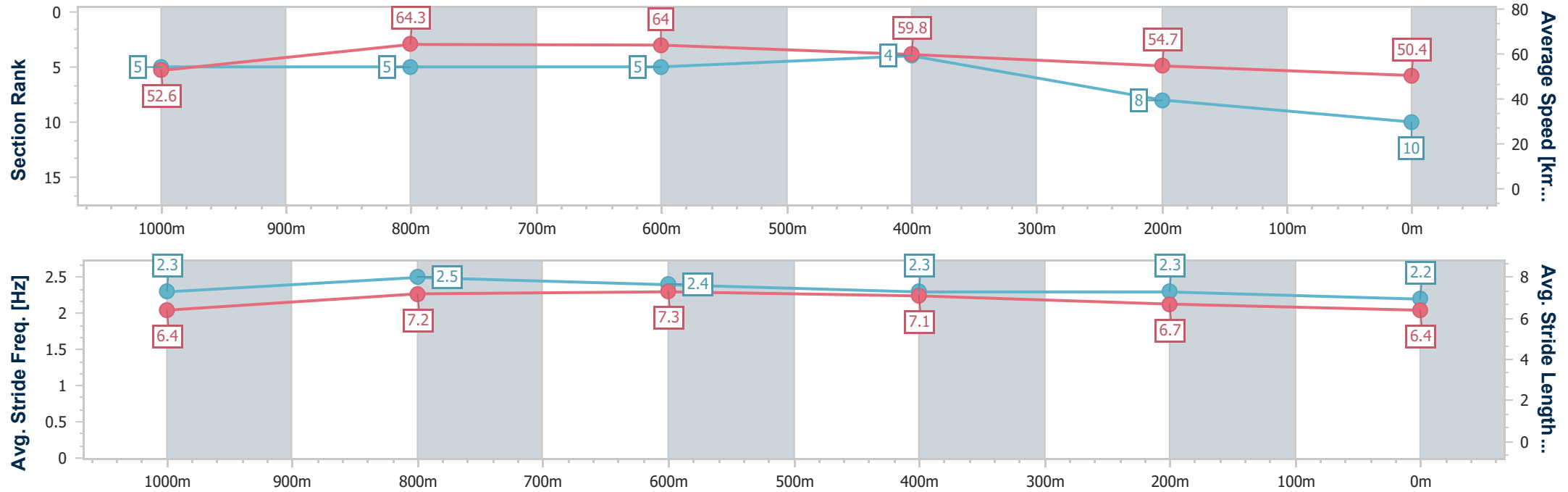
Aquis Park Gold CoastProfessional
Race 3: HUME DOORS QTIS Three-Years-Old Colts and
Geldings Maiden Handicap - 1200m



21 June 2025 - 14:19

Track Rating: Heavy 8, Weather: Overcast, Rail Position: True

Section	Overall	1000m	800m	600m	400m	200m							
Section Times	1:15.44 [10] (0:13.72)	1:01.72 [5] (0:11.19)	0:50.53 [5] (0:11.21)	0:39.32 [5] (0:11.87)	0:27.45 [4] (0:13.19)	0:14.26 [8] (0:14.26)							
Average Speed [km/h]	52.6	64.3	64.0	59.8	54.7	50.4							
Top Speed [km/h]	65.4	66.4	66.5	61.8	56.1	52.8							
Avg. Dist. to Rail [m]	2.3	1.0	0.7	2.8	0.8	2.8							
Avg. Stride Freq. [Hz]	2.3	2.5	2.4	2.3	2.3	2.2							
Avg. Stride Length [m]	6.4	7.2	7.3	7.1	6.7	6.4							





Horse/Jockey Name	Tell No Gossip
Final Rank	11
Fastest Section Time (Section)	0:10.98 (1000m)
Top Speed [km/h] (Section)	67.8 (1000m)
Race State	Finished



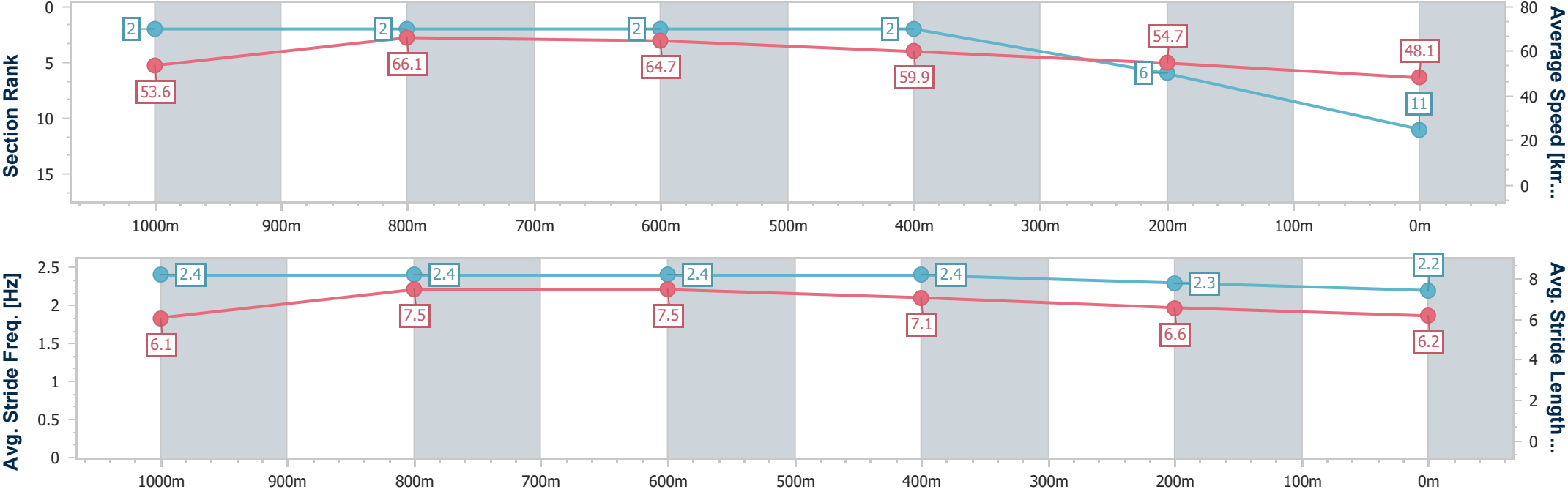
Aquis Park Gold CoastProfessional
Race 3: HUME DOORS QTIS Three-Years-Old Colts and
Geldings Maiden Handicap - 1200m



21 June 2025 - 14:19

Track Rating: Heavy 8, Weather: Overcast, Rail Position: True

Section	Overall	1000m	800m	600m	400m	200m							
Section Times	1:15.81 [11] (0:13.48)	1:02.33 [2] (0:10.98)	0:51.35 [2] (0:11.19)	0:40.16 [2] (0:11.97)	0:28.19 [2] (0:13.27)	0:14.92 [6] (0:14.92)							
Average Speed [km/h]	53.6	66.1	64.7	59.9	54.7	48.1							
Top Speed [km/h]	67.5	67.8	65.9	62.8	56.7	52.2							
Avg. Dist. to Rail [m]	5.4	2.6	0.9	0.6	4.3	6.1							
Avg. Stride Freq. [Hz]	2.4	2.4	2.4	2.4	2.3	2.2							
Avg. Stride Length [m]	6.1	7.5	7.5	7.1	6.6	6.2							





Aquis Park Gold Coast Professional
Race 4: HYNE TIMBER QTIS Two-Years-Old Handicap - 1000m
21 June 2025 - 14:57



Track Rating: Heavy 8, Weather: Overcast, Rail Position: True

Section						Overall	800m	600m	400m	200m	Last 600m			
Field Times						0:58.86 (0:13.10)	0:45.76 (0:10.58)	0:35.18 (0:11.01)	0:24.17 (0:11.75)	0:12.42 (0:12.42)	0:35.18			
Rank	TAB	Horse/Jockey	Barrier	Top Speed [km/h]	Fastest Section								Margin	Distance Travelled [m]
1	1	CERTIFIED COPY	3	69.3	0:10.53	0:58.86 [1]	0:45.60 [2]	0:35.07 [2]	0:24.00 [2]	0:12.42 [1]	0:58.86	0:35.07		
		Jai Williams		800m	800m	(0:13.26)	(0:10.53)	(0:11.07)	(0:11.58)	(0:12.42)				
2	12	VOODOO LASS	2	69.4	0:10.57	0:59.47 [2]	0:46.17 [3]	0:35.60 [3]	0:24.43 [4]	0:12.61 [4]	3.5L	0:35.60	-4	
		Anthony Allen		800m	800m	(0:13.30)	(0:10.57)	(0:11.17)	(0:11.82)	(0:12.61)				
3	10	GOLDARNIE	6	69.6	0:10.53	0:59.50 [3]	0:45.63 [9]	0:35.10 [5]	0:23.97 [5]	0:12.23 [5]	3.7L	0:35.10	-2	
		Taylor Marshall		800m	800m	(0:13.87)	(0:10.53)	(0:11.13)	(0:11.74)	(0:12.23)				
4	2	MISHANI EXTREME	5	71.3	0:10.58	0:59.52 [4]	0:46.42 [1]	0:35.84 [1]	0:24.83 [1]	0:13.08 [2]	3.8L	0:35.84	-4	
		Olivia Kendal		Overall	800m	(0:13.10)	(0:10.58)	(0:11.01)	(0:11.75)	(0:13.08)				
5	6	ARGENTUM ROCK	9	67.7	0:10.87	0:59.55 [5]	0:45.67 [10]	0:34.80 [10]	0:23.42 [8]	0:11.95 [6]	3.9L	0:34.80	+1	
		Yvette Lewis		800m	800m	(0:13.88)	(0:10.87)	(0:11.38)	(0:11.47)	(0:11.95)				
6	8	ELUSIVE DOMINA	1	70.0	0:10.47	0:59.61 [6]	0:46.13 [4]	0:35.66 [4]	0:24.67 [3]	0:12.88 [3]	4.2L	0:35.66	-3	
		Tiffani Brooker		800m	800m	(0:13.48)	(0:10.47)	(0:10.99)	(0:11.79)	(0:12.88)				
7	3	REIGN OF IVANHOE	4	67.9	0:10.80	1:00.22 [7]	0:46.38 [8]	0:35.58 [7]	0:24.29 [6]	0:12.49 [7]	7.7L	0:35.58	-6	
		Brandon Lerena		Overall	800m	(0:13.84)	(0:10.80)	(0:11.29)	(0:11.80)	(0:12.49)				
8	9	EMJAY STAR	8	67.5	0:10.96	1:00.42 [8]	0:46.73 [5]	0:35.77 [8]	0:24.28 [9]	0:12.51 [8]	8.7L	0:35.77	+4	
		Cobi Vitler		800m	800m	(0:13.69)	(0:10.96)	(0:11.49)	(0:11.77)	(0:12.51)				
9	4	SEATICUS	11	68.7	0:10.87	1:00.44 [9]	0:46.66 [7]	0:35.79 [9]	0:24.29 [10]	0:12.52 [9]	8.8L	0:35.79	+7	
		Montana Philpot		800m	800m	(0:13.78)	(0:10.87)	(0:11.50)	(0:11.77)	(0:12.52)				
10	7	DECEITFUL MISS	7	68.6	0:10.85	1:01.44 [10]	0:47.75 [6]	0:36.90 [6]	0:25.48 [7]	0:13.28 [10]	14.6L	0:36.90	+2	
		Georgina Cartwright		800m	800m	(0:13.69)	(0:10.85)	(0:11.42)	(0:12.20)	(0:13.28)				

Scratched: Moon Jewel (#11), Omphalos (#13), Viper Room (#5)

Report Created: Sat 21 June 2025 16:59 GMT+10 (Note: Timing is based on position data)

Page 1/11

[] Ranking at each section and finish
-:-:- No data available at this section
NA No data available

SCN Saddle cloth number
DNF Did not finish
DNT Did not track

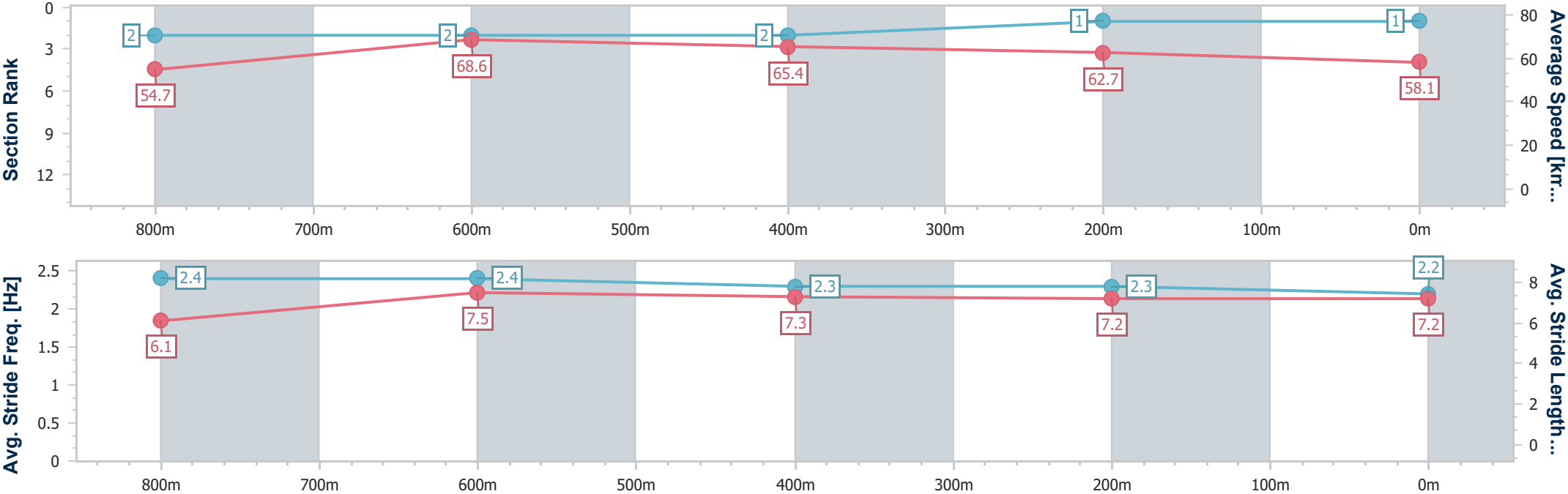
data processed by TRIPLESDATA



Horse/Jockey Name	Certified Copy
Final Rank	1
Fastest Section Time (Section)	0:10.53 (800m)
Top Speed [km/h] (Section)	69.3 (800m)
Race State	Finished



Section	Overall	800m	600m	400m	200m														
Section Times	0:58.86 [1] (0:13.26)	0:45.60 [2] (0:10.53)	0:35.07 [2] (0:11.07)	0:24.00 [2] (0:11.58)	0:12.42 [1] (0:12.42)														
Average Speed [km/h]	54.7	68.6	65.4	62.7	58.1														
Top Speed [km/h]	68.3	69.3	66.9	63.6	60.3														
Avg. Dist. to Rail [m]	8.2	0.6	1.5	4.6	5.7														
Avg. Stride Freq. [Hz]	2.4	2.4	2.3	2.3	2.2														
Avg. Stride Length [m]	6.1	7.5	7.3	7.2	7.2														

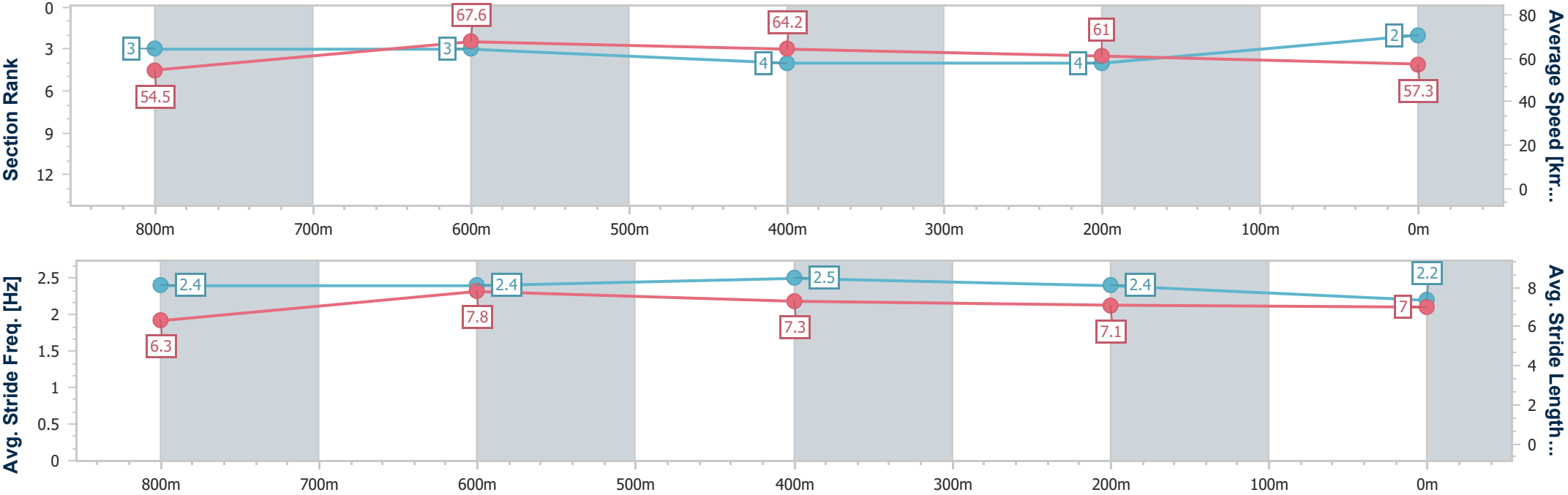




Horse/Jockey Name	Voodoo Lass
Final Rank	2
Fastest Section Time (Section)	0:10.57 (800m)
Top Speed [km/h] (Section)	69.4 (800m)
Race State	Finished



Section	Overall	800m	600m	400m	200m														
Section Times	0:59.47 [2] (0:13.30)	0:46.17 [3] (0:10.57)	0:35.60 [3] (0:11.17)	0:24.43 [4] (0:11.82)	0:12.61 [4] (0:12.61)														
Average Speed [km/h]	54.5	67.6	64.2	61.0	57.3														
Top Speed [km/h]	67.9	69.4	67.0	63.0	59.3														
Avg. Dist. to Rail [m]	7.3	0.9	0.8	3.1	4.6														
Avg. Stride Freq. [Hz]	2.4	2.4	2.5	2.4	2.2														
Avg. Stride Length [m]	6.3	7.8	7.3	7.1	7.0														

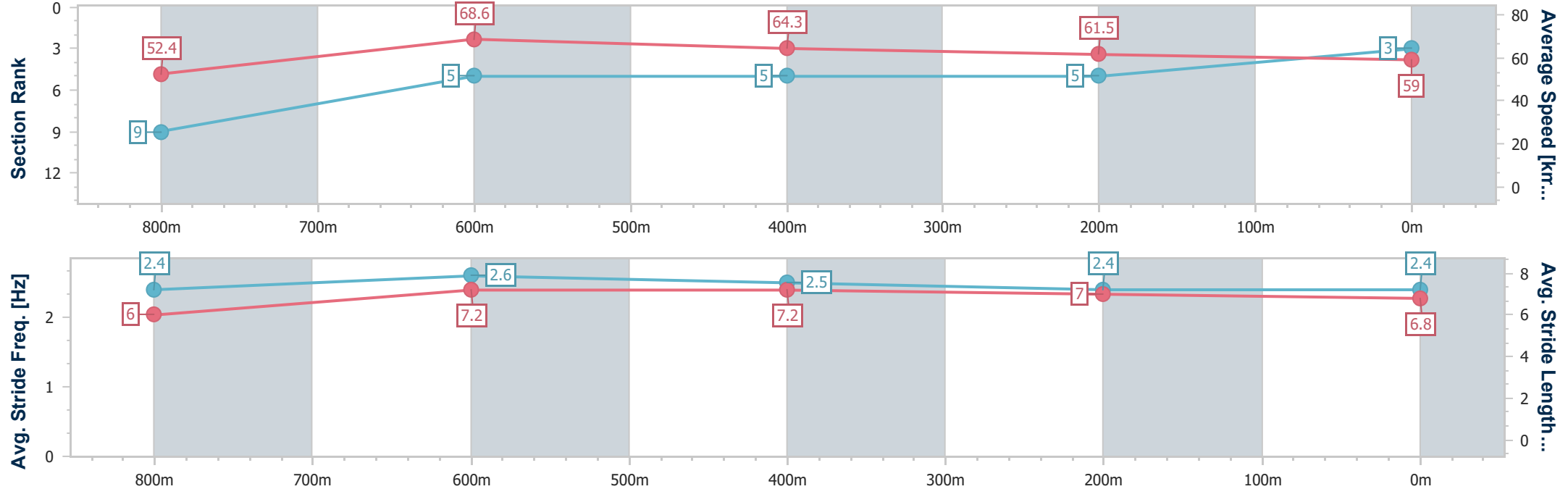




Horse/Jockey Name	Goldarnie
Final Rank	3
Fastest Section Time (Section)	0:10.53 (800m)
Top Speed [km/h] (Section)	69.6 (800m)
Race State	Finished



Section	Overall	800m	600m	400m	200m														
Section Times	0:59.50 [3] (0:13.87)	0:45.63 [9] (0:10.53)	0:35.10 [5] (0:11.13)	0:23.97 [5] (0:11.74)	0:12.23 [5] (0:12.23)														
Average Speed [km/h]	52.4	68.6	64.3	61.5	59.0														
Top Speed [km/h]	66.6	69.6	66.3	62.0	61.2														
Avg. Dist. to Rail [m]	10.3	0.6	0.6	2.6	5.8														
Avg. Stride Freq. [Hz]	2.4	2.6	2.5	2.4	2.4														
Avg. Stride Length [m]	6.0	7.2	7.2	7.0	6.8														

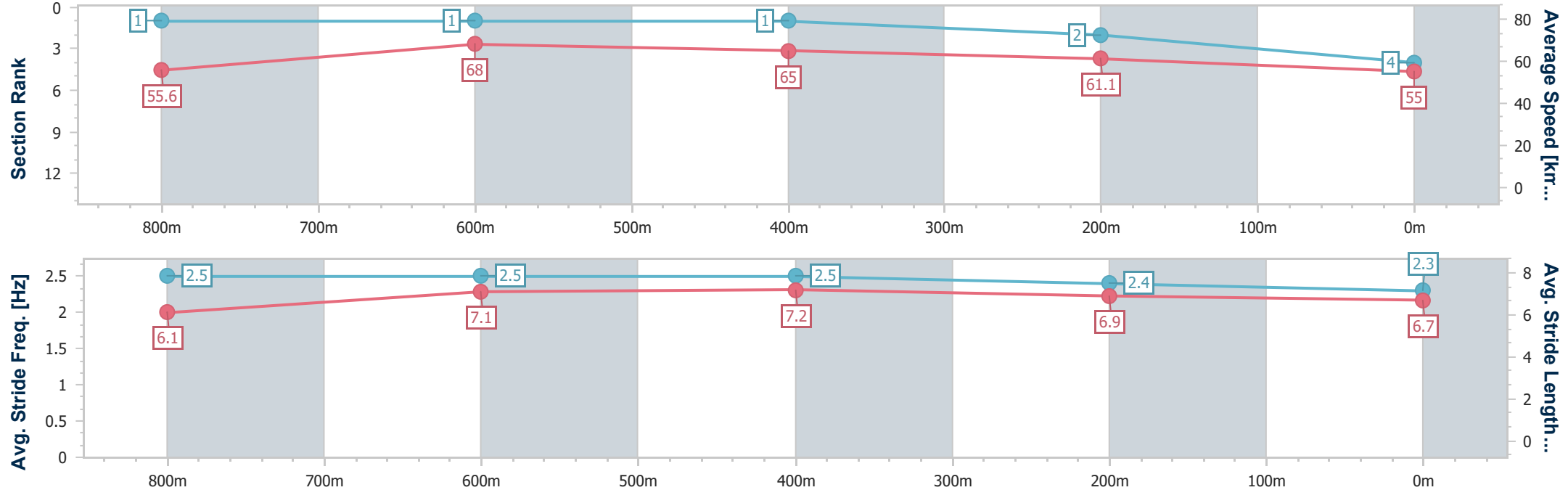




Horse/Jockey Name	Mishani Extreme
Final Rank	4
Fastest Section Time (Section)	0:10.58 (800m)
Top Speed [km/h] (Section)	71.3 (Overall)
Race State	Finished



Section	Overall	800m	600m	400m	200m														
Section Times	0:59.52 [4] (0:13.10)	0:46.42 [1] (0:10.58)	0:35.84 [1] (0:11.01)	0:24.83 [1] (0:11.75)	0:13.08 [2] (0:13.08)														
Average Speed [km/h]	55.6	68.0	65.0	61.1	55.0														
Top Speed [km/h]	71.3	71.2	66.4	63.6	58.0														
Avg. Dist. to Rail [m]	10.1	0.6	1.2	0.4	1.1														
Avg. Stride Freq. [Hz]	2.5	2.5	2.5	2.4	2.3														
Avg. Stride Length [m]	6.1	7.1	7.2	6.9	6.7														

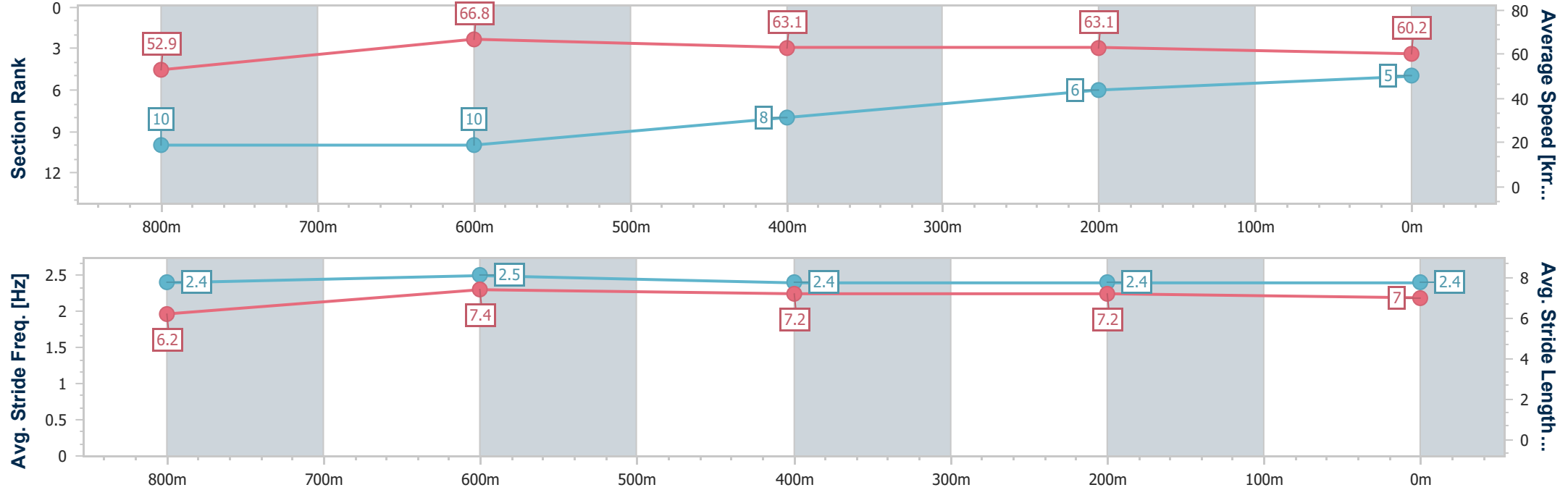




Horse/Jockey Name	Argentum Rock
Final Rank	5
Fastest Section Time (Section)	0:10.87 (800m)
Top Speed [km/h] (Section)	67.7 (800m)
Race State	Finished



Section	Overall	800m	600m	400m	200m														
Section Times	0:59.55 [5] (0:13.88)	0:45.67 [10] (0:10.87)	0:34.80 [10] (0:11.38)	0:23.42 [8] (0:11.47)	0:11.95 [6] (0:11.95)														
Average Speed [km/h]	52.9	66.8	63.1	63.1	60.2														
Top Speed [km/h]	67.7	67.7	65.2	64.6	62.0														
Avg. Dist. to Rail [m]	13.5	1.7	0.4	2.1	4.3														
Avg. Stride Freq. [Hz]	2.4	2.5	2.4	2.4	2.4														
Avg. Stride Length [m]	6.2	7.4	7.2	7.2	7.0														

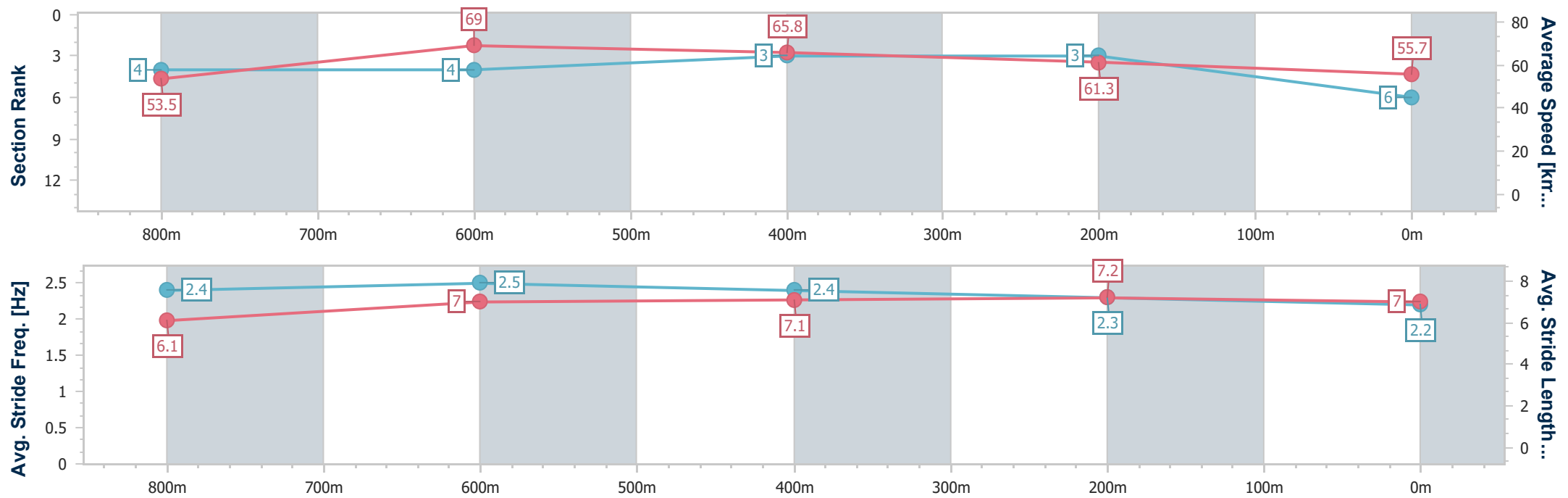




Horse/Jockey Name	Elusive Domina
Final Rank	6
Fastest Section Time (Section)	0:10.47 (800m)
Top Speed [km/h] (Section)	70.0 (800m)
Race State	Finished



Section	Overall	800m	600m	400m	200m														
Section Times	0:59.61 [6] (0:13.48)	0:46.13 [4] (0:10.47)	0:35.66 [4] (0:10.99)	0:24.67 [3] (0:11.79)	0:12.88 [3] (0:12.88)														
Average Speed [km/h]	53.5	69.0	65.8	61.3	55.7														
Top Speed [km/h]	69.9	70.0	67.3	63.3	58.5														
Avg. Dist. to Rail [m]	6.9	0.5	1.9	3.3	2.0														
Avg. Stride Freq. [Hz]	2.4	2.5	2.4	2.3	2.2														
Avg. Stride Length [m]	6.1	7.0	7.1	7.2	7.0														

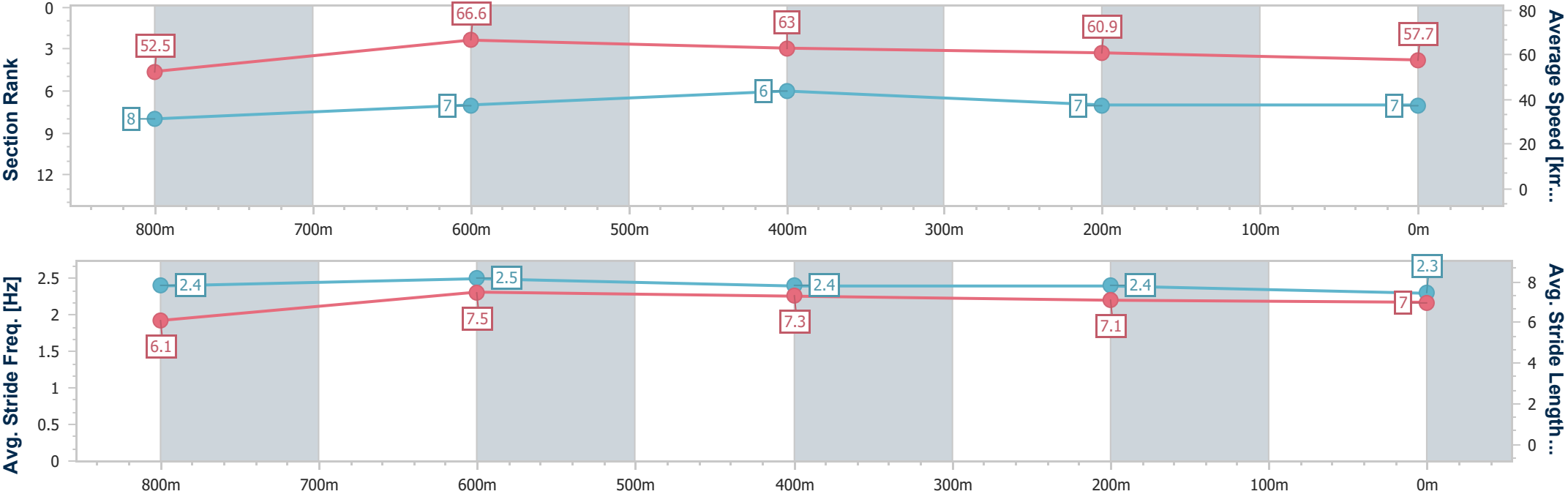




Horse/Jockey Name	Reign Of Ivanhoe
Final Rank	7
Fastest Section Time (Section)	0:10.80 (800m)
Top Speed [km/h] (Section)	67.9 (Overall)
Race State	Finished



Section	Overall	800m	600m	400m	200m														
Section Times	1:00.22 [7] (0:13.84)	0:46.38 [8] (0:10.80)	0:35.58 [7] (0:11.29)	0:24.29 [6] (0:11.80)	0:12.49 [7] (0:12.49)														
Average Speed [km/h]	52.5	66.6	63.0	60.9	57.7														
Top Speed [km/h]	67.9	67.9	64.7	62.5	59.2														
Avg. Dist. to Rail [m]	8.7	0.6	2.3	0.8	0.8														
Avg. Stride Freq. [Hz]	2.4	2.5	2.4	2.4	2.3														
Avg. Stride Length [m]	6.1	7.5	7.3	7.1	7.0														

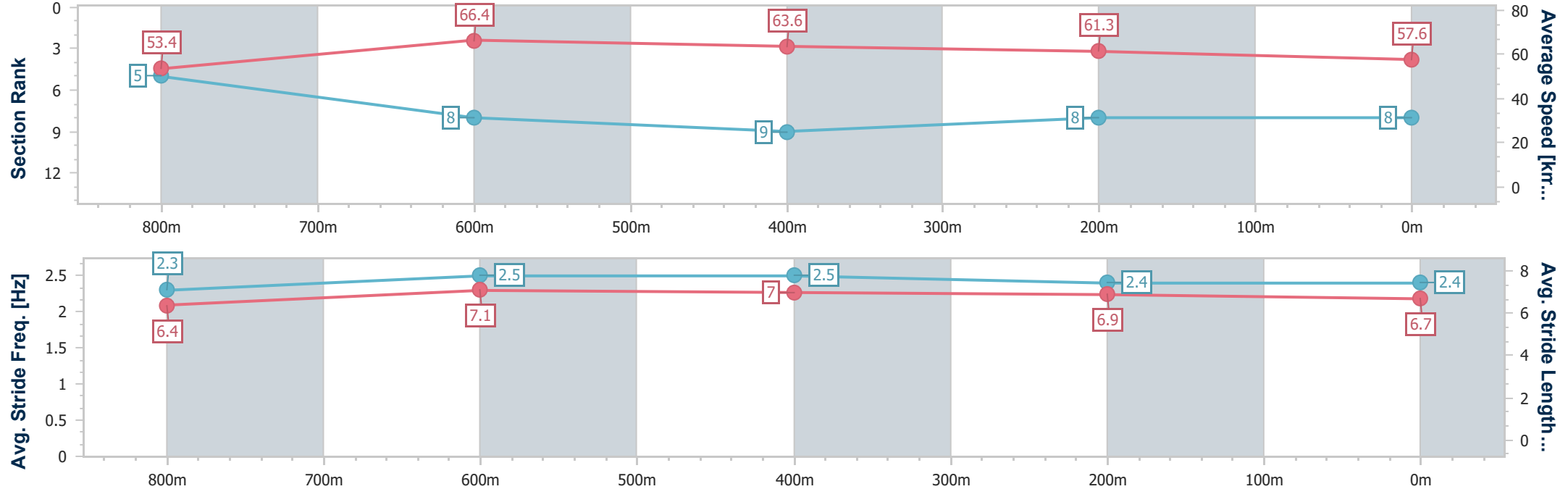




Horse/Jockey Name	Emjay Star
Final Rank	8
Fastest Section Time (Section)	0:10.96 (800m)
Top Speed [km/h] (Section)	67.5 (800m)
Race State	Finished



Section	Overall	800m	600m	400m	200m														
Section Times	1:00.42 [8] (0:13.69)	0:46.73 [5] (0:10.96)	0:35.77 [8] (0:11.49)	0:24.28 [9] (0:11.77)	0:12.51 [8] (0:12.51)														
Average Speed [km/h]	53.4	66.4	63.6	61.3	57.6														
Top Speed [km/h]	67.4	67.5	64.3	62.8	59.4														
Avg. Dist. to Rail [m]	12.5	3.1	2.4	5.4	6.9														
Avg. Stride Freq. [Hz]	2.3	2.5	2.5	2.4	2.4														
Avg. Stride Length [m]	6.4	7.1	7.0	6.9	6.7														

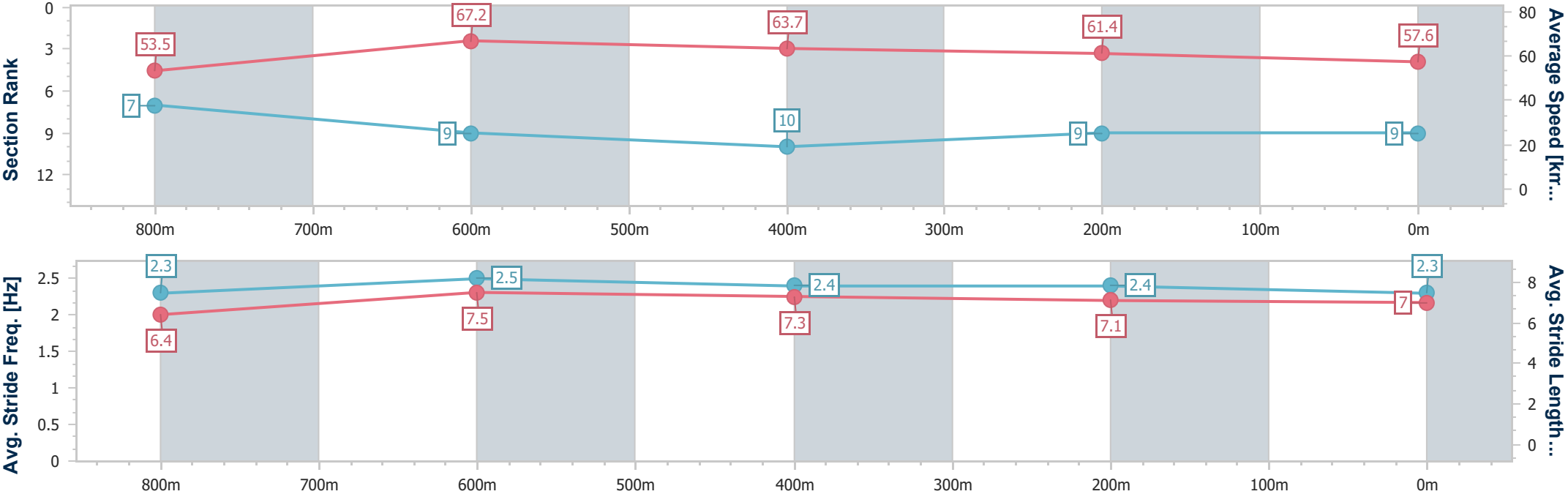




Horse/Jockey Name	Seaticus
Final Rank	9
Fastest Section Time (Section)	0:10.87 (800m)
Top Speed [km/h] (Section)	68.7 (800m)
Race State	Finished



Section	Overall	800m	600m	400m	200m														
Section Times	1:00.44 [9] (0:13.78)	0:46.66 [7] (0:10.87)	0:35.79 [9] (0:11.50)	0:24.29 [10] (0:11.77)	0:12.52 [9] (0:12.52)														
Average Speed [km/h]	53.5	67.2	63.7	61.4	57.6														
Top Speed [km/h]	66.9	68.7	65.8	63.3	59.7														
Avg. Dist. to Rail [m]	15.0	3.7	2.7	5.4	7.8														
Avg. Stride Freq. [Hz]	2.3	2.5	2.4	2.4	2.3														
Avg. Stride Length [m]	6.4	7.5	7.3	7.1	7.0														

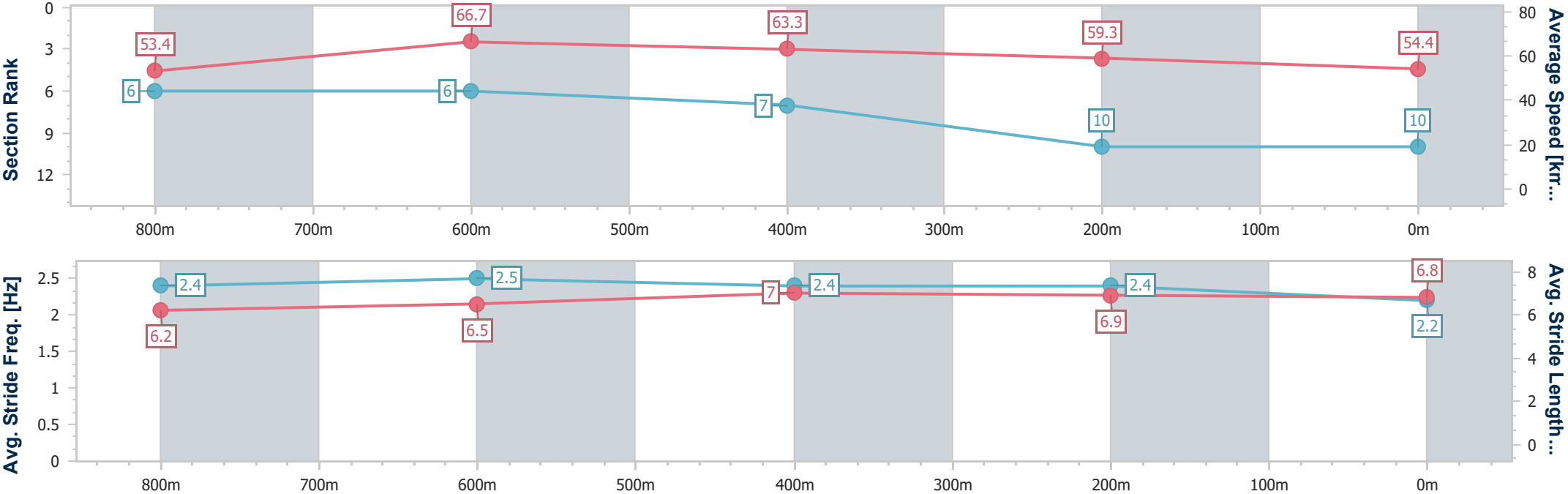




Horse/Jockey Name	Deceitful Miss
Final Rank	10
Fastest Section Time (Section)	0:10.85 (800m)
Top Speed [km/h] (Section)	68.6 (800m)
Race State	Finished



Section	Overall	800m	600m	400m	200m														
Section Times	1:01.44 [10] (0:13.69)	0:47.75 [6] (0:10.85)	0:36.90 [6] (0:11.42)	0:25.48 [7] (0:12.20)	0:13.28 [10] (0:13.28)														
Average Speed [km/h]	53.4	66.7	63.3	59.3	54.4														
Top Speed [km/h]	68.6	68.6	65.2	60.6	57.4														
Avg. Dist. to Rail [m]	10.9	2.1	1.0	4.5	6.0														
Avg. Stride Freq. [Hz]	2.4	2.5	2.4	2.4	2.2														
Avg. Stride Length [m]	6.2	6.5	7.0	6.9	6.8														





Aquis Park Gold Coast Professional
Race 5: VANTAGE WINDOWS & DOORS BM65 Handicap - 2050m
21 June 2025 - 15:34



Track Rating: Heavy 9, Weather: Overcast, Rail Position: True

Section						Overall	1800m	1600m	1400m	1200m	1000m	800m	Last 600m	
Field Times						2:11.88 (0:17.67)	1:54.21 (0:12.58)	1:41.63 (0:12.12)	1:29.51 (0:12.35)	1:17.16 (0:12.52)	1:04.64 (0:12.85)	0:51.79 (0:12.96)	0:38.83	
Rank	TAB	Horse/Jockey	Barrier	Top Speed [km/h]	Fastest Section									Distance Travelled [m]
1	11	BACKLIT BEAUTY	5	60.1	0:12.30	2:11.88 [1]	1:53.96 [3]	1:41.26 [7]	1:28.96 [8]	1:16.39 [9]	1:03.43 [9]	0:50.55 [9]	0:37.97	
		Karl Zechner		1600m	1600m	(0:17.92)	(0:12.70)	(0:12.30)	(0:12.57)	(0:12.96)	(0:12.88)	(0:12.58)		
2	9	MINGARDOS	6	62.1	0:12.00	2:12.33 [2]	1:54.09 [10]	1:41.77 [6]	1:29.61 [5]	1:17.61 [1]	1:05.09 [1]	0:52.24 [1]	0:39.28	-1
		Tiffani Brooker		1400m	1400m	(0:18.24)	(0:12.32)	(0:12.16)	(0:12.00)	(0:12.52)	(0:12.85)	(0:12.96)		
3	3	CANADIAN EXPRESS	1	59.6	0:12.28	2:12.53 [3]	1:54.54 [5]	1:41.79 [9]	1:29.51 [9]	1:17.06 [8]	1:04.29 [7]	0:51.38 [8]	0:38.72	-10
		Brandon Lerena		Overall	1600m	(0:17.99)	(0:12.75)	(0:12.28)	(0:12.45)	(0:12.77)	(0:12.91)	(0:12.66)		
4	14	TRAPEZE TORQUE	3	60.7	0:12.12	2:12.83 [4]	1:55.10 [2]	1:42.58 [1]	1:30.46 [1]	1:18.02 [2]	1:05.37 [2]	0:52.26 [3]	0:39.36	-11
		Justin Stanley		Overall	1600m	(0:17.73)	(0:12.52)	(0:12.12)	(0:12.44)	(0:12.65)	(0:13.11)	(0:12.90)		
5	10	ABOVEFORTY	7	61.2	0:12.25	2:13.21 [5]	1:55.23 [4]	1:42.84 [3]	1:30.59 [4]	1:17.98 [6]	1:05.01 [6]	0:52.09 [7]	0:39.57	-1
		Taylor Marshall		1600m	1600m	(0:17.98)	(0:12.39)	(0:12.25)	(0:12.61)	(0:12.97)	(0:12.92)	(0:12.52)		
6	6	QUINKY DEEL	11	62.5	0:12.07	2:13.43 [6]	1:55.37 [7]	1:42.97 [5]	1:30.90 [3]	1:18.38 [4]	1:05.50 [5]	0:52.46 [5]	0:39.82	+1
		Kirk Matheson		1600m	1600m	(0:18.06)	(0:12.40)	(0:12.07)	(0:12.52)	(0:12.88)	(0:13.04)	(0:12.64)		
7	13	MAGADAN	4	61.3	0:12.19	2:13.62 [7]	1:55.33 [11]	1:42.56 [11]	1:30.37 [11]	1:17.82 [11]	1:04.97 [11]	0:52.06 [12]	0:39.37	-7
		Scott Sheargold		1600m	1600m	(0:18.29)	(0:12.77)	(0:12.19)	(0:12.55)	(0:12.85)	(0:12.91)	(0:12.69)		
8	8	HELL FOLLOWS	12	61.6	0:12.14	2:13.66 [8]	1:55.18 [12]	1:42.32 [12]	1:30.18 [12]	1:17.79 [12]	1:04.96 [12]	0:52.28 [11]	0:39.60	+6
		Anthony Allen		1600m	1600m	(0:18.48)	(0:12.86)	(0:12.14)	(0:12.39)	(0:12.83)	(0:12.68)	(0:12.68)		
9	7	TALAKAI	8	60.7	0:12.25	2:13.75 [9]	1:55.74 [6]	1:43.12 [8]	1:30.87 [7]	1:18.42 [7]	1:05.46 [8]	0:52.65 [6]	0:40.05	+8
		Cobi Vitler		1600m	1600m	(0:18.01)	(0:12.62)	(0:12.25)	(0:12.45)	(0:12.96)	(0:12.81)	(0:12.60)		
10	12	KATERINI	2	60.5	0:12.24	2:14.92 [10]	1:56.75 [8]	1:43.95 [10]	1:31.71 [10]	1:19.25 [10]	1:06.42 [10]	0:53.58 [10]	0:41.16	-6
		Nozi Tomizawa		800m	1600m	(0:18.17)	(0:12.80)	(0:12.24)	(0:12.46)	(0:12.83)	(0:12.84)	(0:12.42)		

Scratched: Security Advisor (#15), Vermilion Kirin (#5), Touchofclass (#16), Loyalty Counts (#4), Winston Blue (#17)

Report Created: Sat 21 June 2025 17:07 GMT+10 (Note: Timing is based on position data)

Page 1/16

[] Ranking at each section and finish
-:-:- No data available at this section
NA No data available

SCN Saddle cloth number
DNF Did not finish
DNT Did not track

data processed by TRIPLESDATA



Aquis Park Gold Coast Professional

Race 5: VANTAGE WINDOWS & DOORS BM65 Handicap - 2050m

21 June 2025 - 15:34



Track Rating: Heavy 9, Weather: Overcast, Rail Position: True

Section						Overall	1800m	1600m	1400m	1200m	1000m	800m	Last 600m	
Field Times						2:11.88 (0:17.67)	1:54.21 (0:12.58)	1:41.63 (0:12.12)	1:29.51 (0:12.35)	1:17.16 (0:12.52)	1:04.64 (0:12.85)	0:51.79 (0:12.96)	0:38.83	
Rank	TAB	Horse/Jockey	Barrier	Top Speed [km/h]	Fastest Section									Distance Travelled [m]
11	2	KAREEM	10	61.3	0:12.35	2:15.43 [11]	1:57.76 [1]	1:45.03 [4]	1:32.68 [6]	1:20.22 [5]	1:07.54 [4]	0:54.53 [4]	0:41.66	-9
		Dylan Turner		Overall	1600m	(0:17.67)	(0:12.73)	(0:12.35)	(0:12.46)	(0:12.68)	(0:13.01)	(0:12.87)		
12	1	JUNGLE JET	9	62.0	0:12.16	2:17.50 [12]	1:59.32 [9]	1:47.16 [2]	1:34.98 [2]	1:22.53 [3]	1:10.01 [3]	0:56.94 [2]	0:44.01	+4
		Ryan Wiggins		1600m	1800m	(0:18.18)	(0:12.16)	(0:12.18)	(0:12.45)	(0:12.52)	(0:13.07)	(0:12.93)		

Scratched: Security Advisor (#15), Vermilion Kirin (#5), Touchofclass (#16), Loyalty Counts (#4), Winston Blue (#17)



Aquis Park Gold Coast Professional
Race 5: VANTAGE WINDOWS & DOORS BM65 Handicap - 2050m
21 June 2025 - 15:34



Track Rating: Heavy 9, Weather: Overcast, Rail Position: True

Section							600m	400m	200m			Last 600m	
Field Times							0:38.83 (0:12.92)	0:25.91 (0:13.01)	0:12.90 (0:12.90)			0:38.83	
Rank	TAB	Horse/Jockey	Barrier	Top Speed [km/h]	Fastest Section				Margin			Distance Travelled [m]	
1	11	BACKLIT BEAUTY	5	60.1	0:12.30	0:37.97 [10]	0:25.49 [5]	0:12.80 [2]	2:11.88			0:37.97	
		Karl Zechner		1600m	1600m	(0:12.48)	(0:12.69)	(0:12.80)					
2	9	MINGARDOS	6	62.1	0:12.00	0:39.28 [1]	0:26.36 [1]	0:13.35 [1]	2.5L			0:39.28	-1
		Tiffani Brooker		1400m	1400m	(0:12.92)	(0:13.01)	(0:13.35)					
3	3	CANADIAN EXPRESS	1	59.6	0:12.28	0:38.72 [9]	0:25.93 [9]	0:13.00 [6]	3.5L			0:38.72	-10
		Brandon Lerena		Overall	1600m	(0:12.79)	(0:12.93)	(0:13.00)					
4	14	TRAPEZE TORQUE	3	60.7	0:12.12	0:39.36 [2]	0:26.63 [2]	0:13.51 [3]	5.3L			0:39.36	-11
		Justin Stanley		Overall	1600m	(0:12.73)	(0:13.12)	(0:13.51)					
5	10	ABOVEFORTY	7	61.2	0:12.25	0:39.57 [5]	0:26.94 [3]	0:13.78 [4]	7.3L			0:39.57	-1
		Taylor Marshall		1600m	1600m	(0:12.63)	(0:13.16)	(0:13.78)					
6	6	QUINKY DEEL	11	62.5	0:12.07	0:39.82 [4]	0:27.00 [6]	0:13.97 [5]	8.6L			0:39.82	+1
		Kirk Matheson		1600m	1600m	(0:12.82)	(0:13.03)	(0:13.97)					
7	13	MAGADAN	4	61.3	0:12.19	0:39.37 [12]	0:26.80 [11]	0:13.98 [7]	9.6L			0:39.37	-7
		Scott Sheargold		1600m	1600m	(0:12.57)	(0:12.82)	(0:13.98)					
8	8	HELL FOLLOWS	12	61.6	0:12.14	0:39.60 [11]	0:26.71 [12]	0:13.65 [9]	9.8L			0:39.60	+6
		Anthony Allen		1600m	1600m	(0:12.89)	(0:13.06)	(0:13.65)					
9	7	TALAKAI	8	60.7	0:12.25	0:40.05 [6]	0:27.37 [4]	0:14.03 [8]	10.3L			0:40.05	+8
		Cobi Vitler		1600m	1600m	(0:12.68)	(0:13.34)	(0:14.03)					
10	12	KATERINI	2	60.5	0:12.24	0:41.16 [7]	0:28.36 [7]	0:14.71 [11]	17.1L			0:41.16	-6
		Nozi Tomizawa		800m	1600m	(0:12.80)	(0:13.65)	(0:14.71)					

Scratched: Security Advisor (#15), Vermilion Kirin (#5), Touchofclass (#16), Loyalty Counts (#4), Winston Blue (#17)

Report Created: Sat 21 June 2025 17:07 GMT+10 (Note: Timing is based on position data)

Page 3/16

[] Ranking at each section and finish
-:-:- No data available at this section
NA No data available

SCN Saddle cloth number
DNF Did not finish
DNT Did not track

data processed by  TRIPLESDATA



Aquis Park Gold Coast Professional
Race 5: VANTAGE WINDOWS & DOORS BM65 Handicap - 2050m

21 June 2025 - 15:34



Track Rating: Heavy 9, Weather: Overcast, Rail Position: True

Section						600m	400m	200m	Last 600m		
Field Times						0:38.83 (0:12.92)	0:25.91 (0:13.01)	0:12.90 (0:12.90)	0:38.83		
Rank	TAB	Horse/Jockey	Barrier	Top Speed [km/h]	Fastest Section	Margin				Distance Travelled [m]	
11	2	KAREEM	10	61.3	0:12.35	0:41.66 [8]	0:28.86 [8]	0:15.29 [10]	20.1L	0:41.66	-9
		Dylan Turner		Overall	1600m	(0:12.80)	(0:13.57)	(0:15.29)			
12	1	JUNGLE JET	9	62.0	0:12.16	0:44.01 [3]	0:30.69 [10]	0:16.27 [12]	32.1L	0:44.01	+4
		Ryan Wiggins		1600m	1800m	(0:13.32)	(0:14.42)	(0:16.27)			

Scratched: Security Advisor (#15), Vermilion Kirin (#5), Touchofclass (#16), Loyalty Counts (#4), Winston Blue (#17)



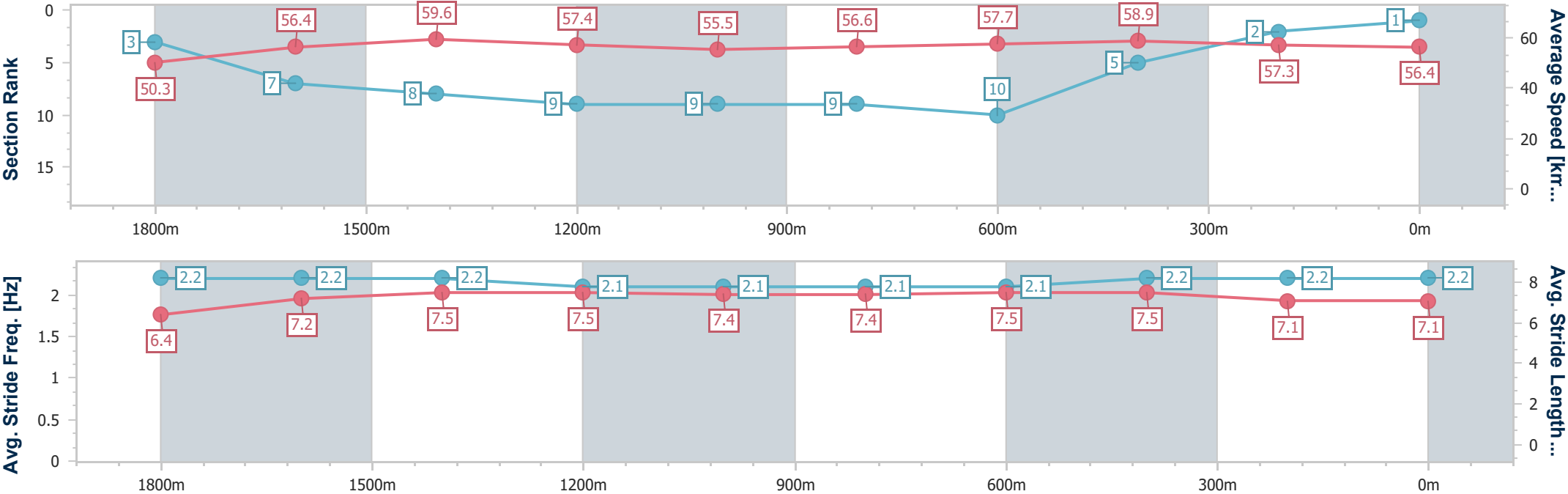
Horse/Jockey Name	Backlit Beauty
Final Rank	1
Fastest Section Time (Section)	0:12.30 (1600m)
Top Speed [km/h] (Section)	60.1 (1600m)
Race State	Finished



Aquis Park Gold CoastProfessional
Race 5: VANTAGE WINDOWS & DOORS BM65 Handicap - 2050m
21 June 2025 - 15:34
Track Rating: Heavy 9, Weather: Overcast, Rail Position: True



Section	Overall	1800m	1600m	1400m	1200m	1000m	800m	600m	400m	200m			
Section Times	2:11.88 [1] (0:17.92)	1:53.96 [3] (0:12.70)	1:41.26 [7] (0:12.30)	1:28.96 [8] (0:12.57)	1:16.39 [9] (0:12.96)	1:03.43 [9] (0:12.88)	0:50.55 [9] (0:12.58)	0:37.97 [10] (0:12.48)	0:25.49 [5] (0:12.69)	0:12.80 [2] (0:12.80)			
Average Speed [km/h]	50.3	56.4	59.6	57.4	55.5	56.6	57.7	58.9	57.3	56.4			
Top Speed [km/h]	59.3	59.6	60.1	59.1	57.7	57.7	58.4	59.3	58.0	57.7			
Avg. Dist. to Rail [m]	2.8	0.4	2.3	2.1	2.4	2.0	2.7	3.4	7.4	4.3			
Avg. Stride Freq. [Hz]	2.2	2.2	2.2	2.1	2.1	2.1	2.1	2.2	2.2	2.2			
Avg. Stride Length [m]	6.4	7.2	7.5	7.5	7.4	7.4	7.5	7.5	7.1	7.1			





Horse/Jockey Name	Mingardos
Final Rank	2
Fastest Section Time (Section)	0:12.00 (1400m)
Top Speed [km/h] (Section)	62.1 (1400m)
Race State	Finished



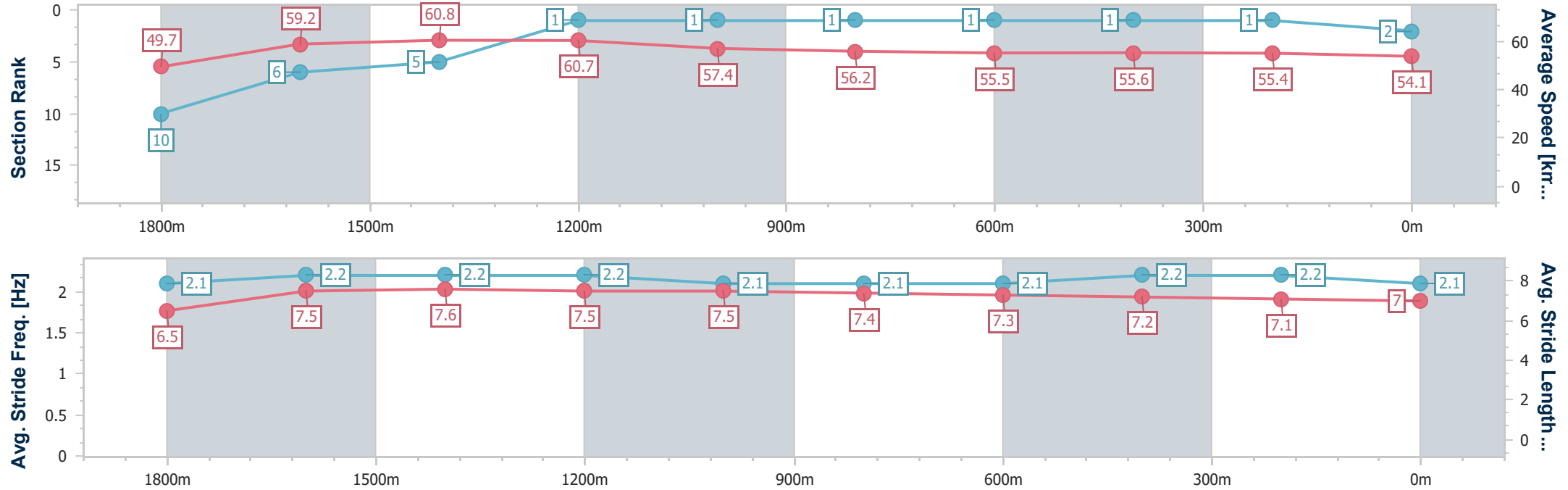
Aquis Park Gold CoastProfessional
Race 5: VANTAGE WINDOWS & DOORS BM65 Handicap -
2050m



21 June 2025 - 15:34

Track Rating: Heavy 9, Weather: Overcast, Rail Position: True

Section	Overall	1800m	1600m	1400m	1200m	1000m	800m	600m	400m	200m			
Section Times	2:12.33 [2] (0:18.24)	1:54.09 [10] (0:12.32)	1:41.77 [6] (0:12.16)	1:29.61 [5] (0:12.00)	1:17.61 [1] (0:12.52)	1:05.09 [1] (0:12.85)	0:52.24 [1] (0:12.96)	0:39.28 [1] (0:12.92)	0:26.36 [1] (0:13.01)	0:13.35 [1] (0:13.35)			
Average Speed [km/h]	49.7	59.2	60.8	60.7	57.4	56.2	55.5	55.6	55.4	54.1			
Top Speed [km/h]	60.6	60.1	61.8	62.1	59.3	56.7	56.0	55.8	55.8	54.8			
Avg. Dist. to Rail [m]	4.8	3.6	4.4	4.0	1.2	0.6	0.4	0.6	0.7	0.4			
Avg. Stride Freq. [Hz]	2.1	2.2	2.2	2.2	2.1	2.1	2.1	2.2	2.2	2.1			
Avg. Stride Length [m]	6.5	7.5	7.6	7.5	7.5	7.4	7.3	7.2	7.1	7.0			





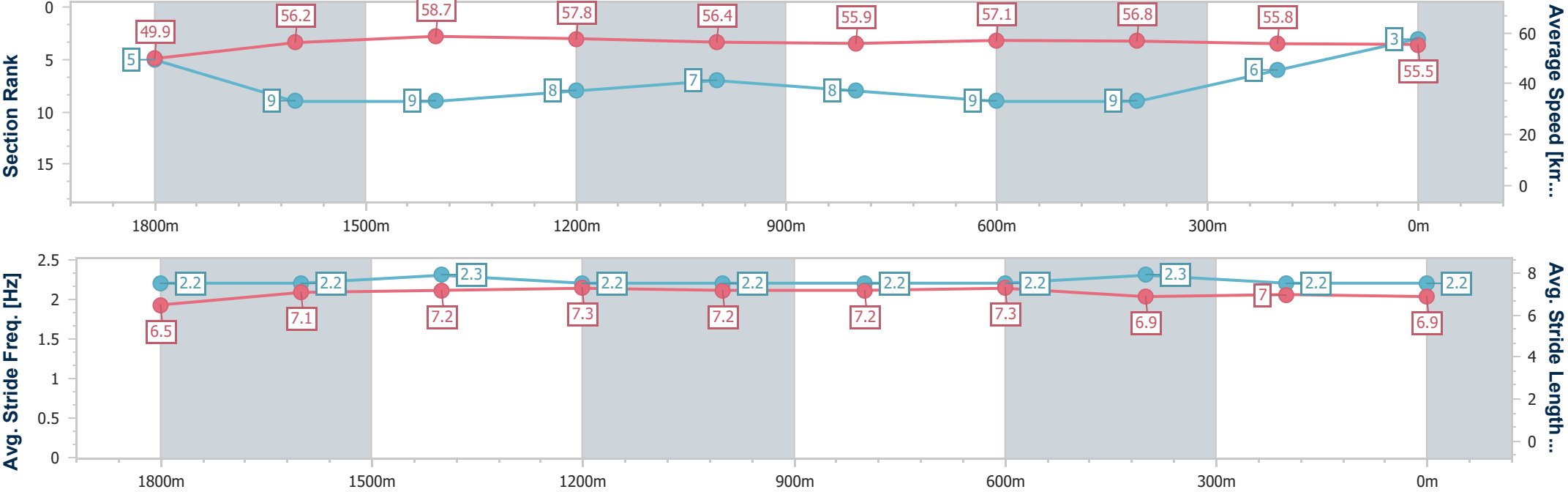
Horse/Jockey Name	Canadian Express
Final Rank	3
Fastest Section Time (Section)	0:12.28 (1600m)
Top Speed [km/h] (Section)	59.6 (Overall)
Race State	Finished



Aquis Park Gold CoastProfessional
Race 5: VANTAGE WINDOWS & DOORS BM65 Handicap - 2050m
21 June 2025 - 15:34
Track Rating: Heavy 9, Weather: Overcast, Rail Position: True



Section	Overall	1800m	1600m	1400m	1200m	1000m	800m	600m	400m	200m			
Section Times	2:12.53 [3] (0:17.99)	1:54.54 [5] (0:12.75)	1:41.79 [9] (0:12.28)	1:29.51 [9] (0:12.45)	1:17.06 [8] (0:12.77)	1:04.29 [7] (0:12.91)	0:51.38 [8] (0:12.66)	0:38.72 [9] (0:12.79)	0:25.93 [9] (0:12.93)	0:13.00 [6] (0:13.00)			
Average Speed [km/h]	49.9	56.2	58.7	57.8	56.4	55.9	57.1	56.8	55.8	55.5			
Top Speed [km/h]	59.6	58.6	59.6	59.2	58.2	57.1	58.1	58.0	56.9	56.3			
Avg. Dist. to Rail [m]	0.6	0.7	0.8	0.9	1.3	0.8	0.6	1.8	6.0	7.8			
Avg. Stride Freq. [Hz]	2.2	2.2	2.3	2.2	2.2	2.2	2.2	2.3	2.2	2.2			
Avg. Stride Length [m]	6.5	7.1	7.2	7.3	7.2	7.2	7.3	6.9	7.0	6.9			





Horse/Jockey Name	Trapeze Torque
Final Rank	4
Fastest Section Time (Section)	0:12.12 (1600m)
Top Speed [km/h] (Section)	60.7 (Overall)
Race State	Finished



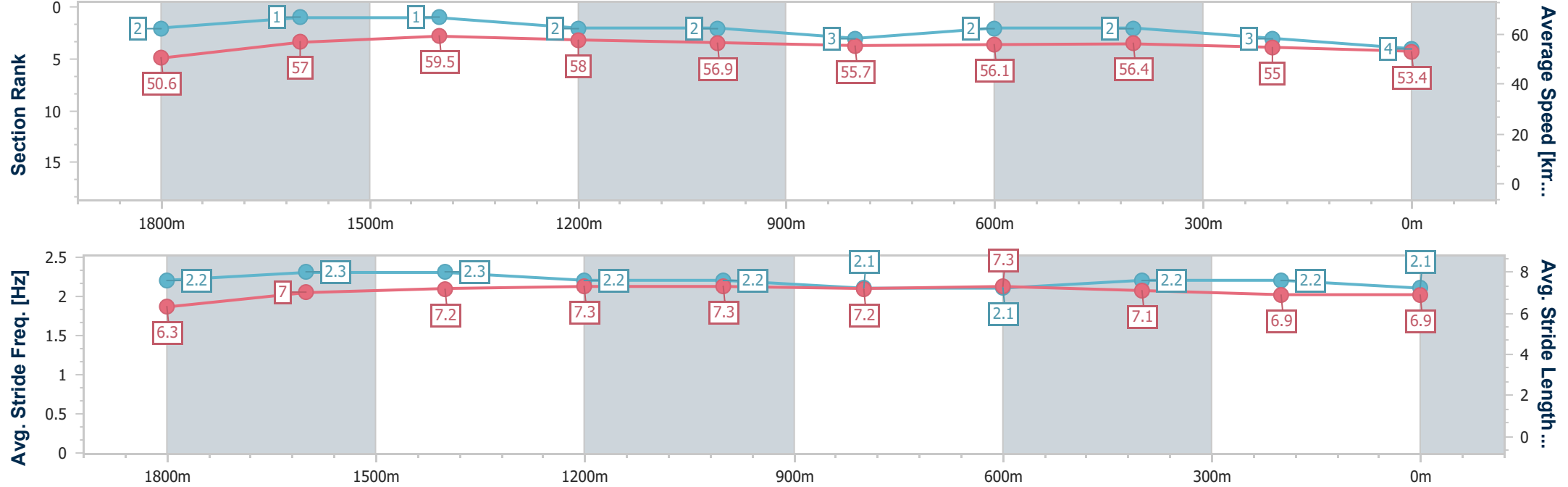
Aquis Park Gold CoastProfessional
Race 5: VANTAGE WINDOWS & DOORS BM65 Handicap -
2050m



21 June 2025 - 15:34

Track Rating: Heavy 9, Weather: Overcast, Rail Position: True

Section	Overall	1800m	1600m	1400m	1200m	1000m	800m	600m	400m	200m			
Section Times	2:12.83 [4] (0:17.73)	1:55.10 [2] (0:12.52)	1:42.58 [1] (0:12.12)	1:30.46 [1] (0:12.44)	1:18.02 [2] (0:12.65)	1:05.37 [2] (0:13.11)	0:52.26 [3] (0:12.90)	0:39.36 [2] (0:12.73)	0:26.63 [2] (0:13.12)	0:13.51 [3] (0:13.51)			
Average Speed [km/h]	50.6	57.0	59.5	58.0	56.9	55.7	56.1	56.4	55.0	53.4			
Top Speed [km/h]	60.7	59.4	60.3	58.9	58.3	56.2	57.2	57.2	55.8	54.2			
Avg. Dist. to Rail [m]	1.8	1.8	1.4	2.5	3.3	2.5	1.0	0.8	2.5	4.2			
Avg. Stride Freq. [Hz]	2.2	2.3	2.3	2.2	2.2	2.1	2.1	2.2	2.2	2.1			
Avg. Stride Length [m]	6.3	7.0	7.2	7.3	7.3	7.2	7.3	7.1	6.9	6.9			





Horse/Jockey Name	Aboveforty
Final Rank	5
Fastest Section Time (Section)	0:12.25 (1600m)
Top Speed [km/h] (Section)	61.2 (1600m)
Race State	Finished



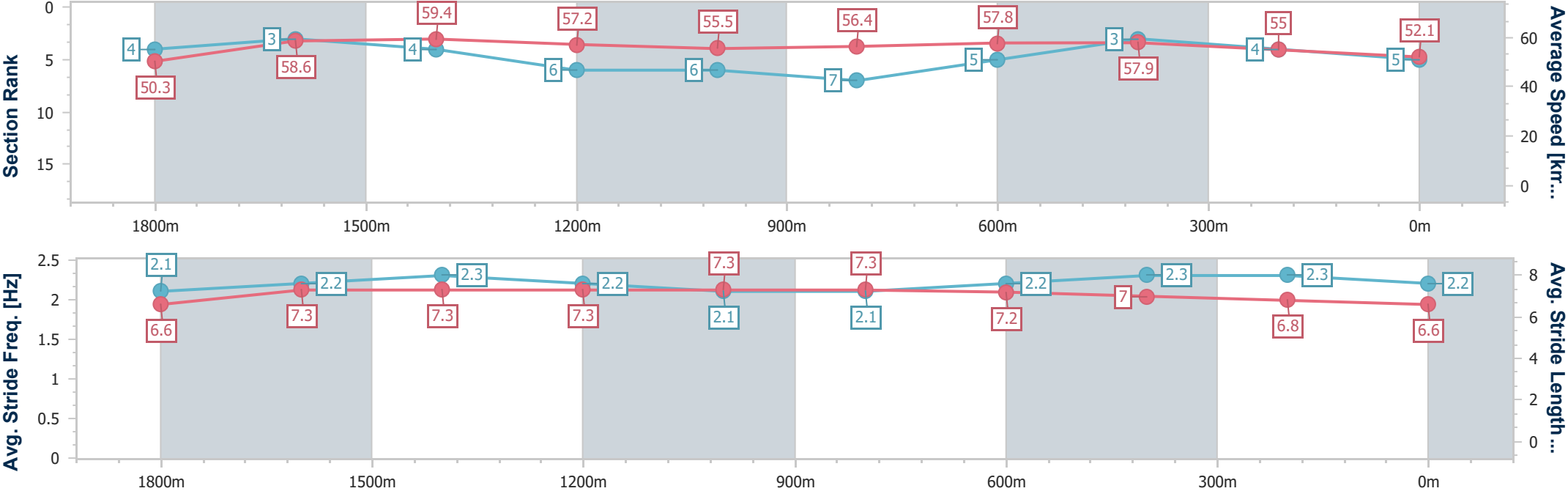
Aquis Park Gold CoastProfessional
Race 5: VANTAGE WINDOWS & DOORS BM65 Handicap -
2050m



21 June 2025 - 15:34

Track Rating: Heavy 9, Weather: Overcast, Rail Position: True

Section	Overall	1800m	1600m	1400m	1200m	1000m	800m	600m	400m	200m			
Section Times	2:13.21 [5] (0:17.98)	1:55.23 [4] (0:12.39)	1:42.84 [3] (0:12.25)	1:30.59 [4] (0:12.61)	1:17.98 [6] (0:12.97)	1:05.01 [6] (0:12.92)	0:52.09 [7] (0:12.52)	0:39.57 [5] (0:12.63)	0:26.94 [3] (0:13.16)	0:13.78 [4] (0:13.78)			
Average Speed [km/h]	50.3	58.6	59.4	57.2	55.5	56.4	57.8	57.9	55.0	52.1			
Top Speed [km/h]	59.1	61.1	61.2	58.2	57.7	57.3	58.8	59.3	56.1	53.3			
Avg. Dist. to Rail [m]	4.4	1.8	1.9	2.3	2.4	1.9	2.4	2.4	5.2	6.1			
Avg. Stride Freq. [Hz]	2.1	2.2	2.3	2.2	2.1	2.1	2.2	2.3	2.3	2.2			
Avg. Stride Length [m]	6.6	7.3	7.3	7.3	7.3	7.3	7.2	7.0	6.8	6.6			





Horse/Jockey Name	Quinky Deel
Final Rank	6
Fastest Section Time (Section)	0:12.07 (1600m)
Top Speed [km/h] (Section)	62.5 (1600m)
Race State	Finished



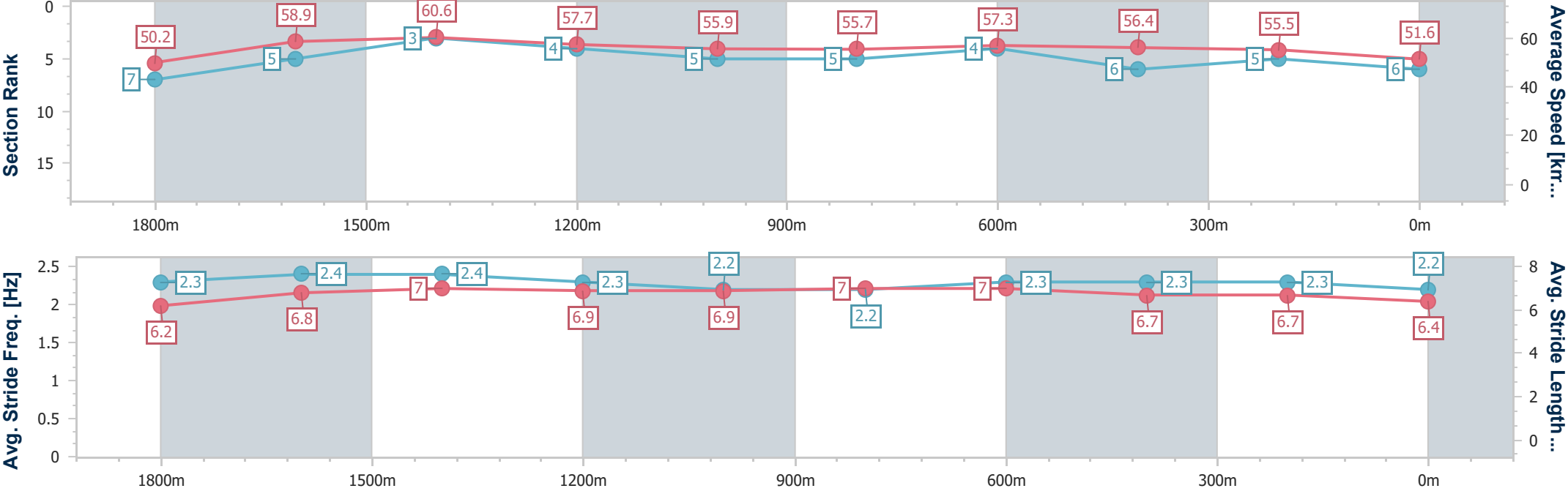
Aquis Park Gold CoastProfessional
Race 5: VANTAGE WINDOWS & DOORS BM65 Handicap -
2050m



21 June 2025 - 15:34

Track Rating: Heavy 9, Weather: Overcast, Rail Position: True

Section	Overall	1800m	1600m	1400m	1200m	1000m	800m	600m	400m	200m			
Section Times	2:13.43 [6] (0:18.06)	1:55.37 [7] (0:12.40)	1:42.97 [5] (0:12.07)	1:30.90 [3] (0:12.52)	1:18.38 [4] (0:12.88)	1:05.50 [5] (0:13.04)	0:52.46 [5] (0:12.64)	0:39.82 [4] (0:12.82)	0:27.00 [6] (0:13.03)	0:13.97 [5] (0:13.97)			
Average Speed [km/h]	50.2	58.9	60.6	57.7	55.9	55.7	57.3	56.4	55.5	51.6			
Top Speed [km/h]	61.1	60.8	62.5	60.5	57.1	56.6	57.9	58.2	56.5	54.7			
Avg. Dist. to Rail [m]	6.5	3.5	3.2	2.8	2.9	1.5	1.2	1.2	2.5	3.1			
Avg. Stride Freq. [Hz]	2.3	2.4	2.4	2.3	2.2	2.2	2.3	2.3	2.3	2.2			
Avg. Stride Length [m]	6.2	6.8	7.0	6.9	6.9	7.0	7.0	6.7	6.7	6.4			





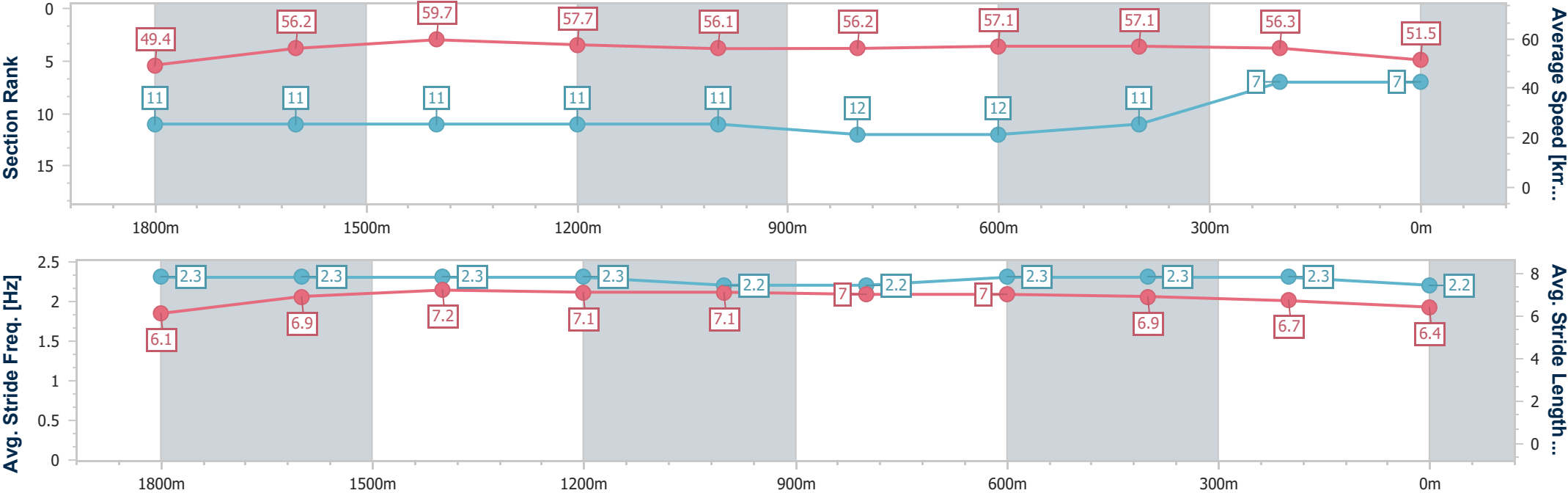
Horse/Jockey Name	Magadan
Final Rank	7
Fastest Section Time (Section)	0:12.19 (1600m)
Top Speed [km/h] (Section)	61.3 (1600m)
Race State	Finished



Aquis Park Gold CoastProfessional
Race 5: VANTAGE WINDOWS & DOORS BM65 Handicap -
2050m
21 June 2025 - 15:34
Track Rating: Heavy 9, Weather: Overcast, Rail Position: True



Section	Overall	1800m	1600m	1400m	1200m	1000m	800m	600m	400m	200m			
Section Times	2:13.62 [7] (0:18.29)	1:55.33 [11] (0:12.77)	1:42.56 [11] (0:12.19)	1:30.37 [11] (0:12.55)	1:17.82 [11] (0:12.85)	1:04.97 [11] (0:12.91)	0:52.06 [12] (0:12.69)	0:39.37 [12] (0:12.57)	0:26.80 [11] (0:12.82)	0:13.98 [7] (0:13.98)			
Average Speed [km/h]	49.4	56.2	59.7	57.7	56.1	56.2	57.1	57.1	56.3	51.5			
Top Speed [km/h]	59.3	58.6	61.3	59.3	58.2	58.3	59.1	58.6	57.1	54.5			
Avg. Dist. to Rail [m]	2.0	0.7	1.9	2.5	2.9	1.8	1.4	0.5	0.9	2.2			
Avg. Stride Freq. [Hz]	2.3	2.3	2.3	2.3	2.2	2.2	2.3	2.3	2.3	2.2			
Avg. Stride Length [m]	6.1	6.9	7.2	7.1	7.1	7.0	7.0	6.9	6.7	6.4			





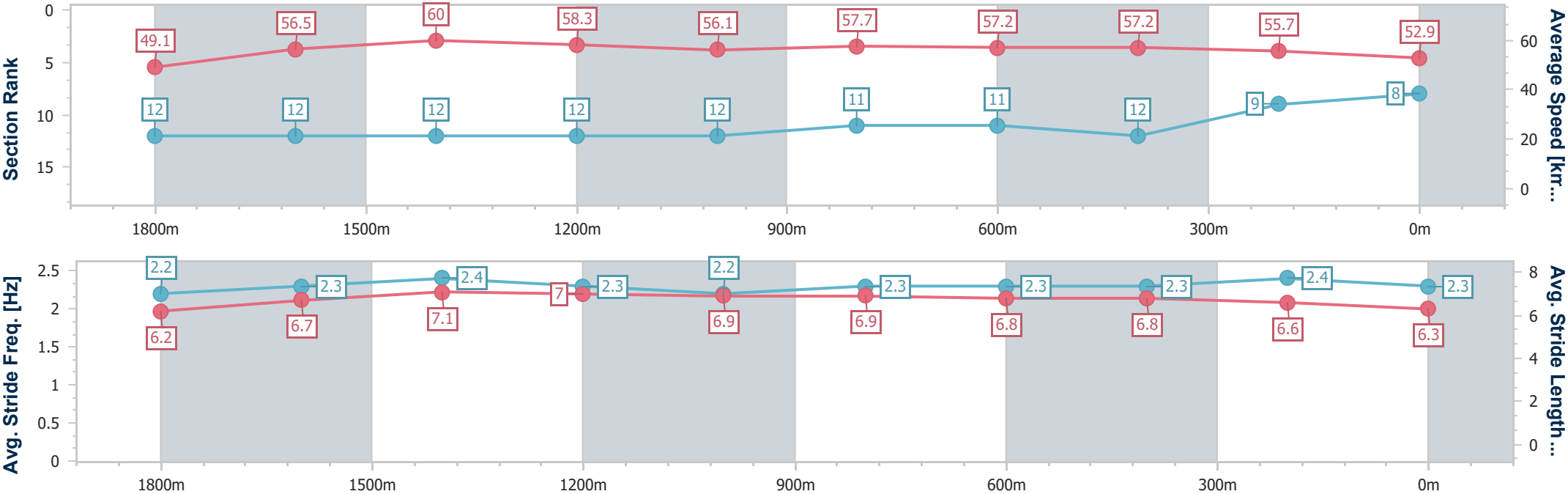
Horse/Jockey Name	Hell Follows
Final Rank	8
Fastest Section Time (Section)	0:12.14 (1600m)
Top Speed [km/h] (Section)	61.6 (1600m)
Race State	Finished



Aquis Park Gold CoastProfessional
Race 5: VANTAGE WINDOWS & DOORS BM65 Handicap - 2050m
21 June 2025 - 15:34
Track Rating: Heavy 9, Weather: Overcast, Rail Position: True



Section	Overall	1800m	1600m	1400m	1200m	1000m	800m	600m	400m	200m			
Section Times	2:13.66 [8] (0:18.48)	1:55.18 [12] (0:12.86)	1:42.32 [12] (0:12.14)	1:30.18 [12] (0:12.39)	1:17.79 [12] (0:12.83)	1:04.96 [12] (0:12.68)	0:52.28 [11] (0:12.68)	0:39.60 [11] (0:12.89)	0:26.71 [12] (0:13.06)	0:13.65 [9] (0:13.65)			
Average Speed [km/h]	49.1	56.5	60.0	58.3	56.1	57.7	57.2	57.2	55.7	52.9			
Top Speed [km/h]	59.8	57.4	61.6	60.0	57.7	59.9	58.5	57.7	58.4	53.7			
Avg. Dist. to Rail [m]	5.8	2.1	2.6	1.8	2.5	2.7	2.9	3.9	10.4	13.2			
Avg. Stride Freq. [Hz]	2.2	2.3	2.4	2.3	2.2	2.3	2.3	2.3	2.4	2.3			
Avg. Stride Length [m]	6.2	6.7	7.1	7.0	6.9	6.9	6.8	6.8	6.6	6.3			





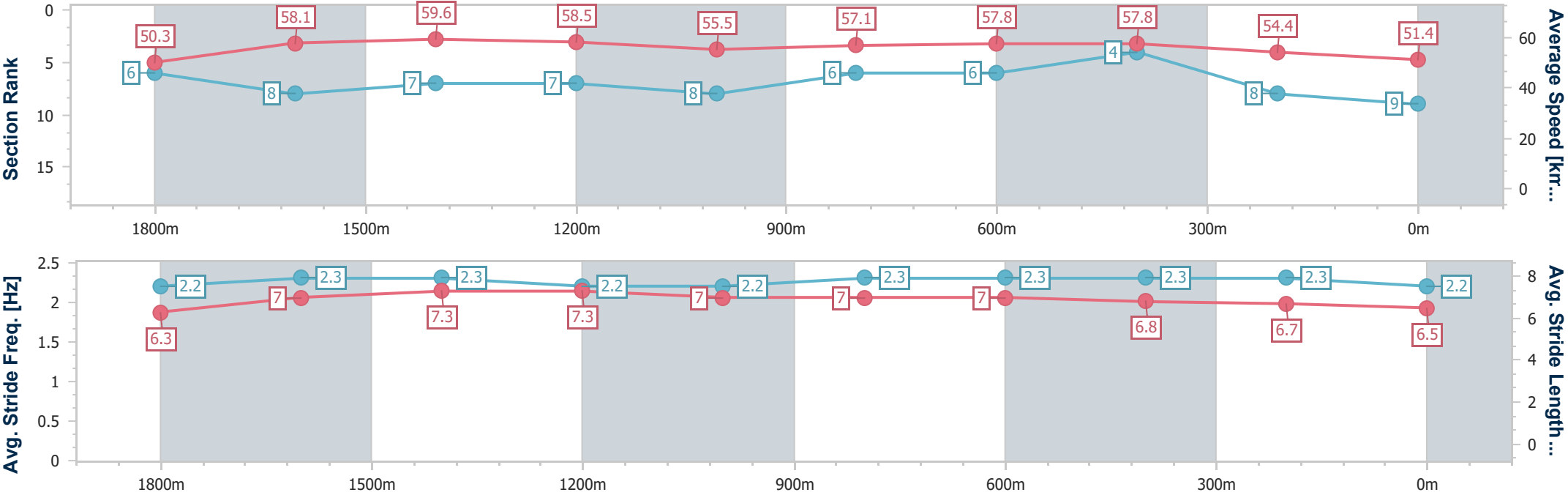
Horse/Jockey Name	Talakai
Final Rank	9
Fastest Section Time (Section)	0:12.25 (1600m)
Top Speed [km/h] (Section)	60.7 (1600m)
Race State	Finished



Aquis Park Gold CoastProfessional
Race 5: VANTAGE WINDOWS & DOORS BM65 Handicap - 2050m
21 June 2025 - 15:34
Track Rating: Heavy 9, Weather: Overcast, Rail Position: True



Section	Overall	1800m	1600m	1400m	1200m	1000m	800m	600m	400m	200m			
Section Times	2:13.75 [9] (0:18.01)	1:55.74 [6] (0:12.62)	1:43.12 [8] (0:12.25)	1:30.87 [7] (0:12.45)	1:18.42 [7] (0:12.96)	1:05.46 [8] (0:12.81)	0:52.65 [6] (0:12.60)	0:40.05 [6] (0:12.68)	0:27.37 [4] (0:13.34)	0:14.03 [8] (0:14.03)			
Average Speed [km/h]	50.3	58.1	59.6	58.5	55.5	57.1	57.8	57.8	54.4	51.4			
Top Speed [km/h]	59.3	59.9	60.7	59.2	57.5	58.1	58.8	58.7	56.2	52.0			
Avg. Dist. to Rail [m]	6.0	3.7	3.3	3.5	3.4	2.8	3.2	3.4	7.3	9.8			
Avg. Stride Freq. [Hz]	2.2	2.3	2.3	2.2	2.2	2.3	2.3	2.3	2.3	2.2			
Avg. Stride Length [m]	6.3	7.0	7.3	7.3	7.0	7.0	7.0	6.8	6.7	6.5			





Horse/Jockey Name	Katerini
Final Rank	10
Fastest Section Time (Section)	0:12.24 (1600m)
Top Speed [km/h] (Section)	60.5 (800m)
Race State	Finished



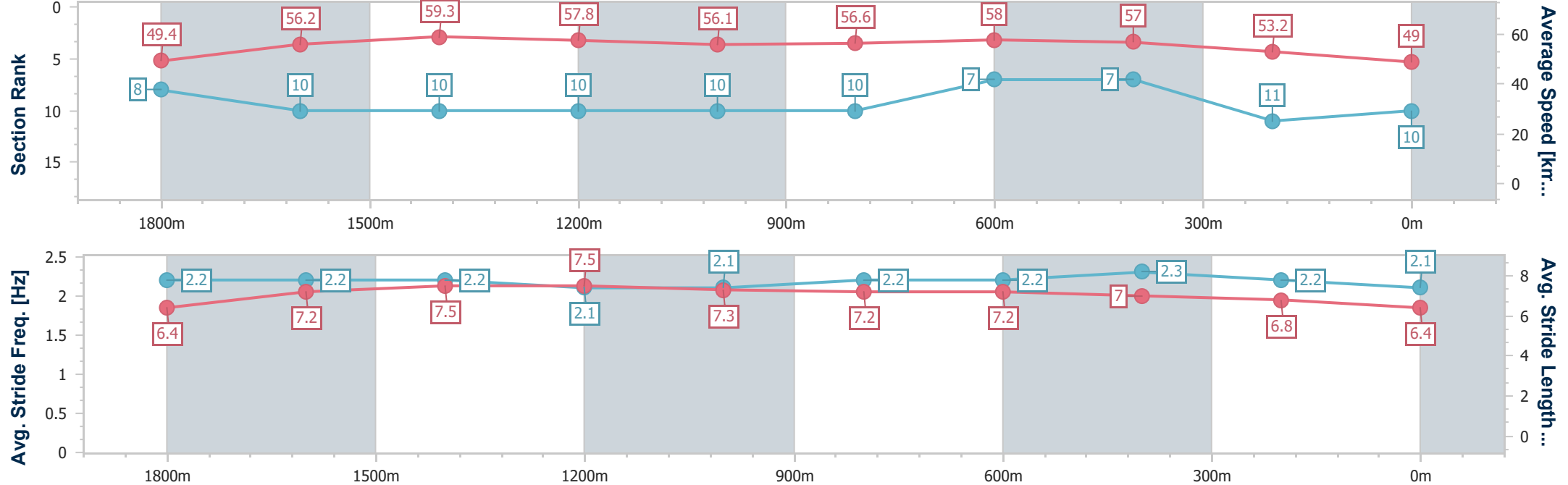
Aquis Park Gold CoastProfessional
Race 5: VANTAGE WINDOWS & DOORS BM65 Handicap -
2050m



21 June 2025 - 15:34

Track Rating: Heavy 9, Weather: Overcast, Rail Position: True

Section	Overall	1800m	1600m	1400m	1200m	1000m	800m	600m	400m	200m			
Section Times	2:14.92 [10] (0:18.17)	1:56.75 [8] (0:12.80)	1:43.95 [10] (0:12.24)	1:31.71 [10] (0:12.46)	1:19.25 [10] (0:12.83)	1:06.42 [10] (0:12.84)	0:53.58 [10] (0:12.42)	0:41.16 [7] (0:12.80)	0:28.36 [7] (0:13.65)	0:14.71 [11] (0:14.71)			
Average Speed [km/h]	49.4	56.2	59.3	57.8	56.1	56.6	58.0	57.0	53.2	49.0			
Top Speed [km/h]	59.7	58.6	59.9	59.1	58.4	57.7	60.5	58.6	55.5	50.7			
Avg. Dist. to Rail [m]	1.0	0.7	1.6	2.1	2.0	0.9	1.5	2.1	7.5	8.9			
Avg. Stride Freq. [Hz]	2.2	2.2	2.2	2.1	2.1	2.2	2.2	2.3	2.2	2.1			
Avg. Stride Length [m]	6.4	7.2	7.5	7.5	7.3	7.2	7.2	7.0	6.8	6.4			





Horse/Jockey Name	Kareem
Final Rank	11
Fastest Section Time (Section)	0:12.35 (1600m)
Top Speed [km/h] (Section)	61.3 (Overall)
Race State	Finished



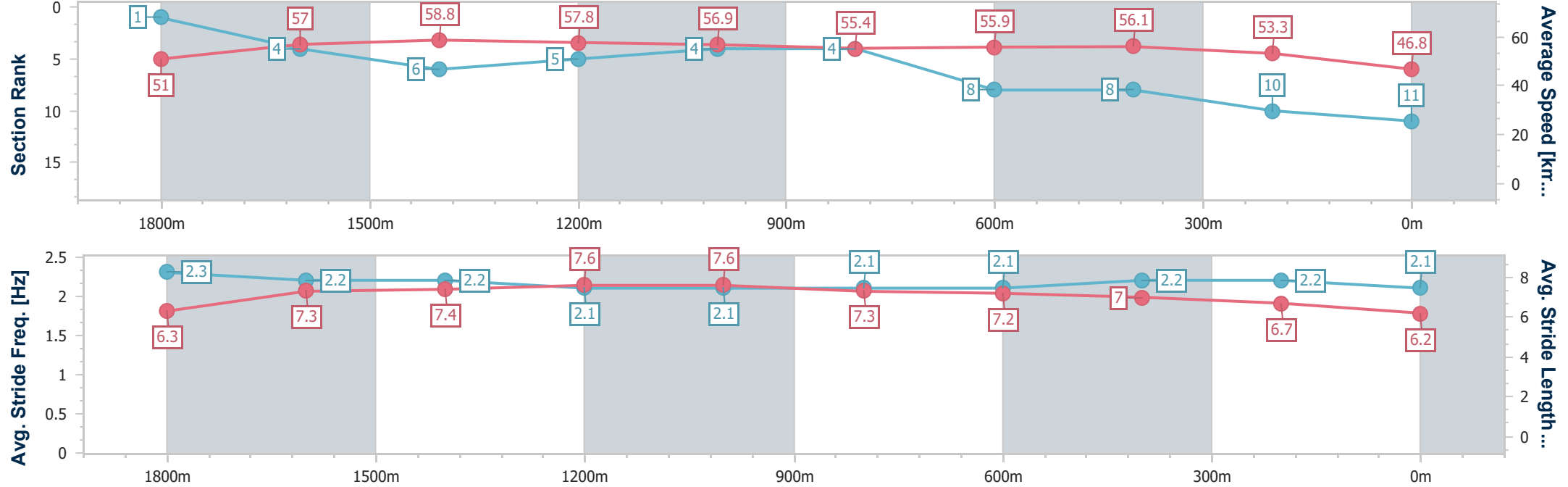
Aquis Park Gold CoastProfessional
Race 5: VANTAGE WINDOWS & DOORS BM65 Handicap -
2050m



21 June 2025 - 15:34

Track Rating: Heavy 9, Weather: Overcast, Rail Position: True

Section	Overall	1800m	1600m	1400m	1200m	1000m	800m	600m	400m	200m			
Section Times	2:15.43 [11] (0:17.67)	1:57.76 [1] (0:12.73)	1:45.03 [4] (0:12.35)	1:32.68 [6] (0:12.46)	1:20.22 [5] (0:12.68)	1:07.54 [4] (0:13.01)	0:54.53 [4] (0:12.87)	0:41.66 [8] (0:12.80)	0:28.86 [8] (0:13.57)	0:15.29 [10] (0:15.29)			
Average Speed [km/h]	51.0	57.0	58.8	57.8	56.9	55.4	55.9	56.1	53.3	46.8			
Top Speed [km/h]	61.3	59.9	60.5	58.4	59.2	56.2	56.8	56.8	54.8	51.1			
Avg. Dist. to Rail [m]	5.4	1.4	1.8	0.8	1.0	0.6	0.4	0.7	2.7	3.1			
Avg. Stride Freq. [Hz]	2.3	2.2	2.2	2.1	2.1	2.1	2.1	2.2	2.2	2.1			
Avg. Stride Length [m]	6.3	7.3	7.4	7.6	7.6	7.3	7.2	7.0	6.7	6.2			





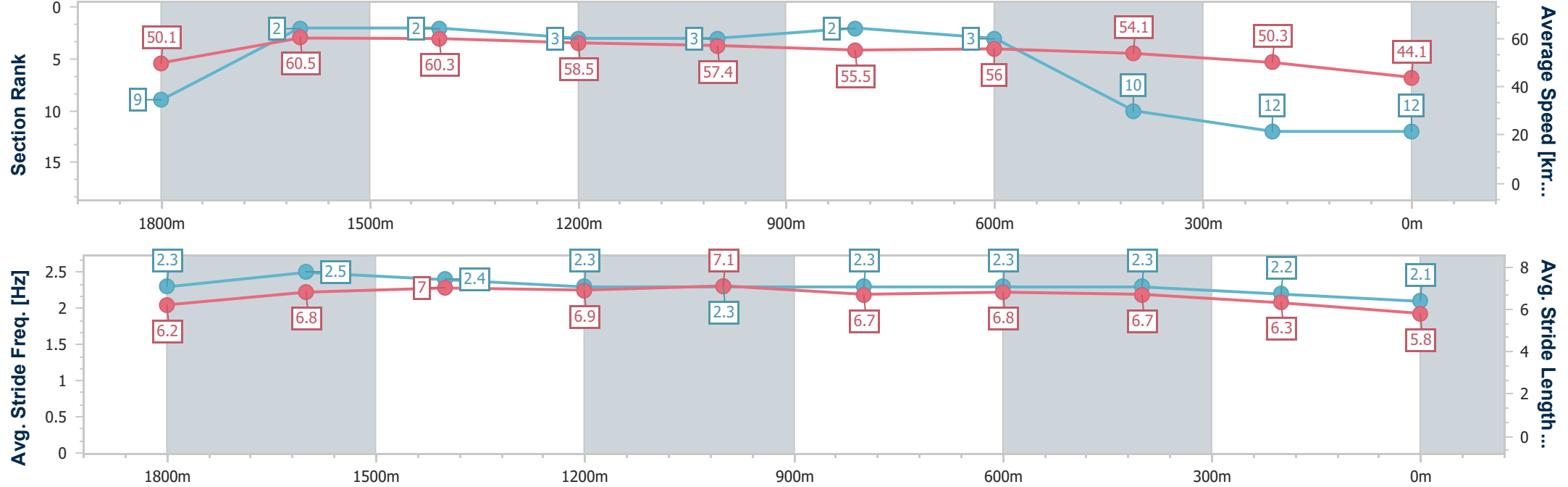
Horse/Jockey Name	Jungle Jet
Final Rank	12
Fastest Section Time (Section)	0:12.16 (1800m)
Top Speed [km/h] (Section)	62.0 (1600m)
Race State	Finished



Aquis Park Gold CoastProfessional
Race 5: VANTAGE WINDOWS & DOORS BM65 Handicap -
2050m
21 June 2025 - 15:34
Track Rating: Heavy 9, Weather: Overcast, Rail Position: True



Section	Overall	1800m	1600m	1400m	1200m	1000m	800m	600m	400m	200m			
Section Times	2:17.50 [12] (0:18.18)	1:59.32 [9] (0:12.16)	1:47.16 [2] (0:12.18)	1:34.98 [2] (0:12.45)	1:22.53 [3] (0:12.52)	1:10.01 [3] (0:13.07)	0:56.94 [2] (0:12.93)	0:44.01 [3] (0:13.32)	0:30.69 [10] (0:14.42)	0:16.27 [12] (0:16.27)			
Average Speed [km/h]	50.1	60.5	60.3	58.5	57.4	55.5	56.0	54.1	50.3	44.1			
Top Speed [km/h]	61.2	61.6	62.0	59.2	59.1	56.5	56.6	55.3	52.5	47.4			
Avg. Dist. to Rail [m]	6.8	5.3	3.8	3.5	2.6	1.5	1.2	1.1	4.3	4.9			
Avg. Stride Freq. [Hz]	2.3	2.5	2.4	2.3	2.3	2.3	2.3	2.3	2.2	2.1			
Avg. Stride Length [m]	6.2	6.8	7.0	6.9	7.1	6.7	6.8	6.7	6.3	5.8			





Aquis Park Gold Coast Professional
Race 6: WESBEAM OPEN Handicap - 1000m
21 June 2025 - 16:10



Track Rating: Heavy 9, Weather: Overcast, Rail Position: True

Section		Overall				800m	600m	400m	200m	Last 600m		
Field Times		0:58.13 (0:13.01)				0:45.12 (0:10.74)	0:34.38 (0:11.22)	0:23.16 (0:11.38)	0:11.78 (0:11.78)	0:34.38		
Rank	TAB	Horse/Jockey	Barrier	Top Speed [km/h]	Fastest Section					Margin		Distance Travelled [m]
1	5	CHAKRA BOY	1	70.1	0:10.52	0:58.13 [1]	0:44.88 [3]	0:34.36 [2]	0:23.16 [1]	0:11.78 [1]	0:58.13	0:34.36
		Justin Stanley		800m	800m	(0:13.25)	(0:10.52)	(0:11.20)	(0:11.38)	(0:11.78)		
2	2	TWO YA GOT	11	69.5	0:10.80	0:58.89 [2]	0:45.40 [6]	0:34.60 [7]	0:23.44 [7]	0:11.96 [6]	4.3L	0:34.60 +10
		Cobi Vitler		800m	800m	(0:13.49)	(0:10.80)	(0:11.16)	(0:11.48)	(0:11.96)		
3	11	KAVAK	7	67.1	0:11.00	0:59.04 [3]	0:45.15 [10]	0:34.15 [10]	0:22.91 [10]	0:11.72 [8]	5.1L	0:34.15 +0
		Tiffani Brooker		800m	800m	(0:13.89)	(0:11.00)	(0:11.24)	(0:11.19)	(0:11.72)		
4	10	PUNGO	5	70.1	0:10.47	0:59.17 [4]	0:45.40 [9]	0:34.93 [6]	0:23.81 [6]	0:12.25 [5]	5.9L	0:34.93 +1
		Karl Zechner		800m	800m	(0:13.77)	(0:10.47)	(0:11.12)	(0:11.56)	(0:12.25)		
5	3	HEARTONI	10	70.8	0:10.58	0:59.45 [5]	0:46.02 [5]	0:35.44 [5]	0:24.35 [4]	0:12.67 [3]	7.4L	0:35.44 +8
		Leah Martyn		800m	800m	(0:13.43)	(0:10.58)	(0:11.09)	(0:11.68)	(0:12.67)		
6	8	RUSSIAN SUB	4	69.1	0:10.77	0:59.61 [6]	0:45.96 [7]	0:35.19 [8]	0:23.92 [8]	0:12.28 [9]	8.2L	0:35.19 +7
		Anthony Allen		800m	800m	(0:13.65)	(0:10.77)	(0:11.27)	(0:11.64)	(0:12.28)		
7	1	AT WITZ END	2	68.4	0:10.74	0:59.96 [7]	0:46.22 [8]	0:35.48 [9]	0:24.27 [9]	0:12.61 [10]	10.2L	0:35.48 -3
		Kirk Matheson		800m	800m	(0:13.74)	(0:10.74)	(0:11.21)	(0:11.66)	(0:12.61)		
8	7	MAGURO	6	73.7	0:10.84	1:00.01 [8]	0:46.85 [2]	0:36.01 [4]	0:24.96 [3]	0:13.25 [2]	10.4L	0:36.01 +9
		Georgina Cartwright		600m	800m	(0:13.16)	(0:10.84)	(0:11.05)	(0:11.71)	(0:13.25)		
9	6	I AM VOODOO	3	71.0	0:10.50	1:00.16 [9]	0:46.77 [4]	0:36.27 [3]	0:25.00 [5]	0:13.26 [4]	11.2L	0:36.27 +6
		Taylor Marshall		800m	800m	(0:13.39)	(0:10.50)	(0:11.27)	(0:11.74)	(0:13.26)		
10	9	CAMPAI	8	71.9	0:10.74	1:01.13 [10]	0:48.12 [1]	0:37.38 [1]	0:26.13 [2]	0:14.03 [7]	16.7L	0:37.38 +5
		Nozi Tomizawa		800m	800m	(0:13.01)	(0:10.74)	(0:11.25)	(0:12.10)	(0:14.03)		

Scratched: The Astronomer (#4)

Report Created: Sat 21 June 2025 17:28 GMT+10 (Note: Timing is based on position data)

Page 1/11

[] Ranking at each section and finish
-:-:- No data available at this section
NA No data available

SCN Saddle cloth number
DNF Did not finish
DNT Did not track

data processed by TRIPLESDATA



Horse/Jockey Name	Chakra Boy
Final Rank	1
Fastest Section Time (Section)	0:10.52 (800m)
Top Speed [km/h] (Section)	70.1 (800m)
Race State	Finished



Aquis Park Gold CoastProfessional

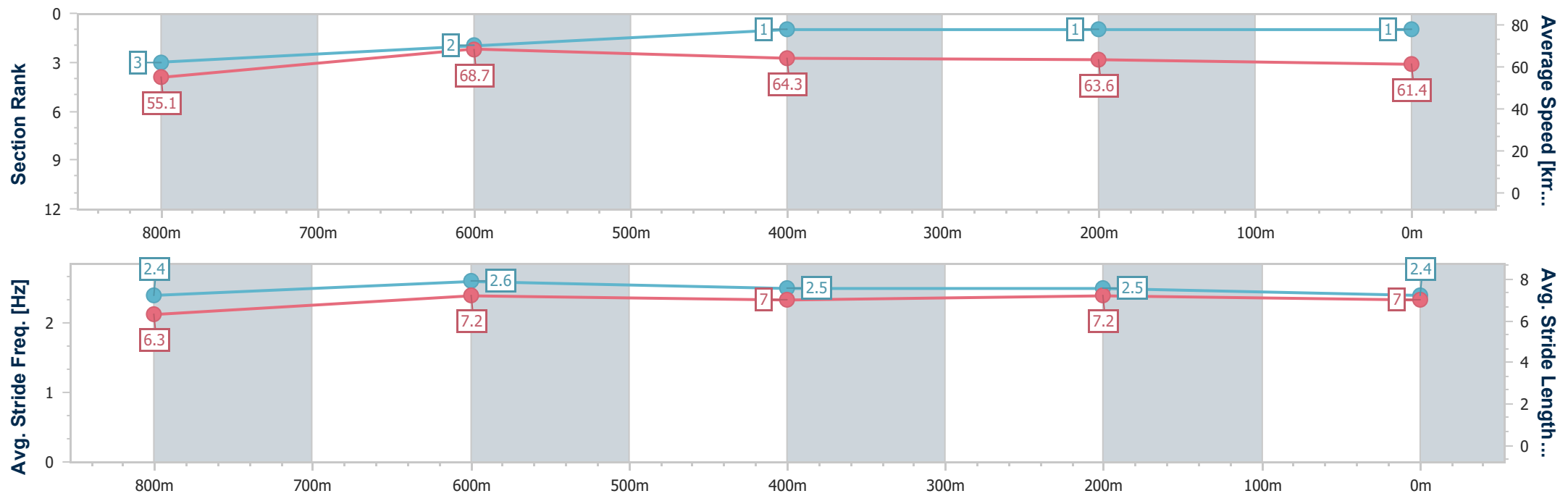
Race 6: WESBEAM OPEN Handicap - 1000m

21 June 2025 - 16:10

Track Rating: Heavy 9, Weather: Overcast, Rail Position: True



Section	Overall	800m	600m	400m	200m														
Section Times	0:58.13 [1] (0:13.25)	0:44.88 [3] (0:10.52)	0:34.36 [2] (0:11.20)	0:23.16 [1] (0:11.38)	0:11.78 [1] (0:11.78)														
Average Speed [km/h]	55.1	68.7	64.3	63.6	61.4														
Top Speed [km/h]	68.8	70.1	66.3	65.4	63.4														
Avg. Dist. to Rail [m]	6.8	0.5	0.8	0.6	1.2														
Avg. Stride Freq. [Hz]	2.4	2.6	2.5	2.5	2.4														
Avg. Stride Length [m]	6.3	7.2	7.0	7.2	7.0														



- [] Ranking at each section and finish
- .-.- No data available at this section
- NA No data available



Horse/Jockey Name	Two Ya Got
Final Rank	2
Fastest Section Time (Section)	0:10.80 (800m)
Top Speed [km/h] (Section)	69.5 (800m)
Race State	Finished



Aquis Park Gold CoastProfessional

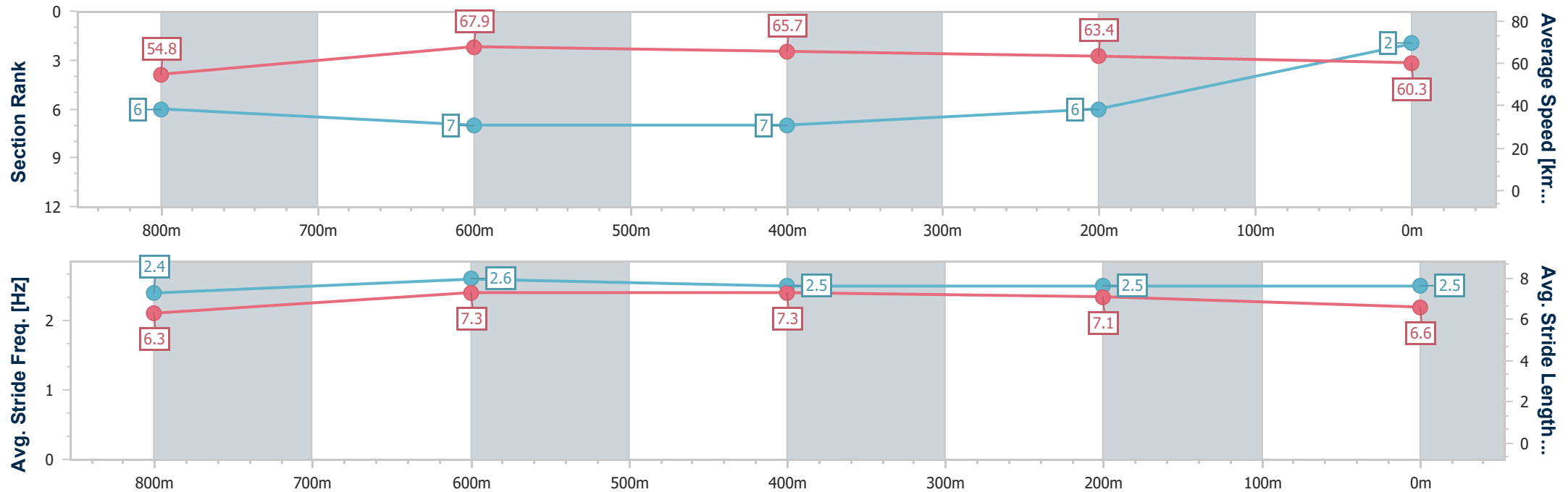
Race 6: WESBEAM OPEN Handicap - 1000m

21 June 2025 - 16:10

Track Rating: Heavy 9, Weather: Overcast, Rail Position: True



Section	Overall	800m	600m	400m	200m														
Section Times	0:58.89 [2] (0:13.49)	0:45.40 [6] (0:10.80)	0:34.60 [7] (0:11.16)	0:23.44 [7] (0:11.48)	0:11.96 [6] (0:11.96)														
Average Speed [km/h]	54.8	67.9	65.7	63.4	60.3														
Top Speed [km/h]	69.3	69.5	67.9	63.8	62.9														
Avg. Dist. to Rail [m]	14.0	4.2	3.0	6.2	8.4														
Avg. Stride Freq. [Hz]	2.4	2.6	2.5	2.5	2.5														
Avg. Stride Length [m]	6.3	7.3	7.3	7.1	6.6														





Horse/Jockey Name	Kavak
Final Rank	3
Fastest Section Time (Section)	0:11.00 (800m)
Top Speed [km/h] (Section)	67.1 (800m)
Race State	Finished



Aquis Park Gold CoastProfessional

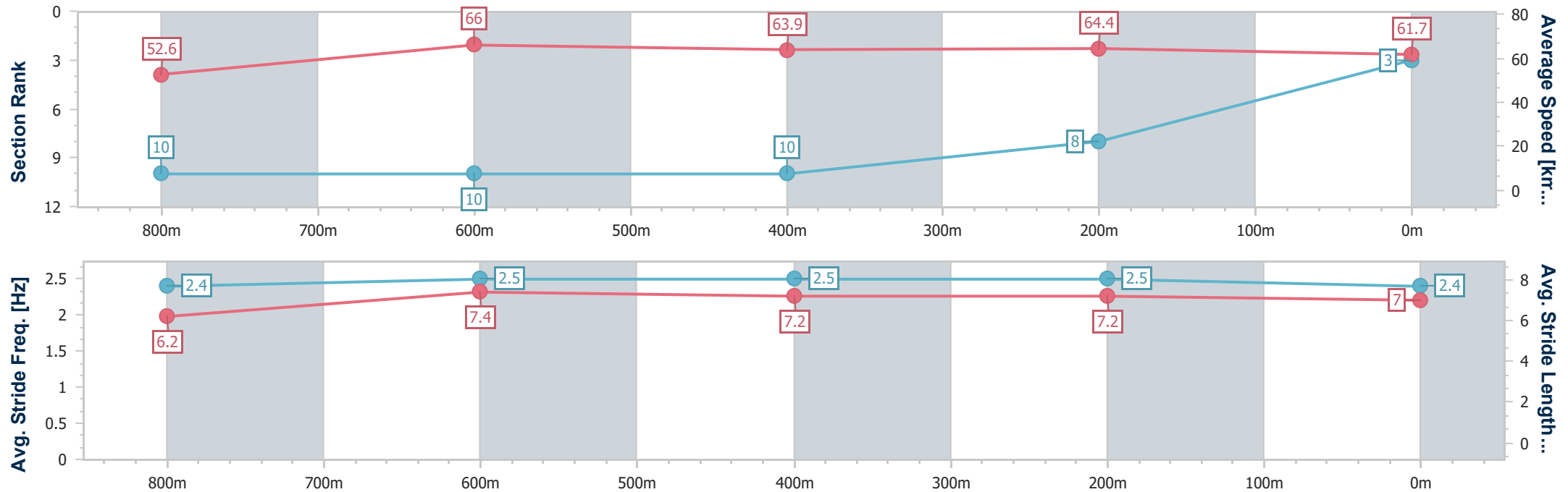
Race 6: WESBEAM OPEN Handicap - 1000m

21 June 2025 - 16:10

Track Rating: Heavy 9, Weather: Overcast, Rail Position: True



Section	Overall	800m	600m	400m	200m														
Section Times	0:59.04 [3] (0:13.89)	0:45.15 [10] (0:11.00)	0:34.15 [10] (0:11.24)	0:22.91 [10] (0:11.19)	0:11.72 [8] (0:11.72)														
Average Speed [km/h]	52.6	66.0	63.9	64.4	61.7														
Top Speed [km/h]	67.0	67.1	64.8	65.9	63.3														
Avg. Dist. to Rail [m]	11.1	0.8	1.2	0.5	0.3														
Avg. Stride Freq. [Hz]	2.4	2.5	2.5	2.5	2.4														
Avg. Stride Length [m]	6.2	7.4	7.2	7.2	7.0														





Horse/Jockey Name	Pungo
Final Rank	4
Fastest Section Time (Section)	0:10.47 (800m)
Top Speed [km/h] (Section)	70.1 (800m)
Race State	Finished



Aquis Park Gold CoastProfessional

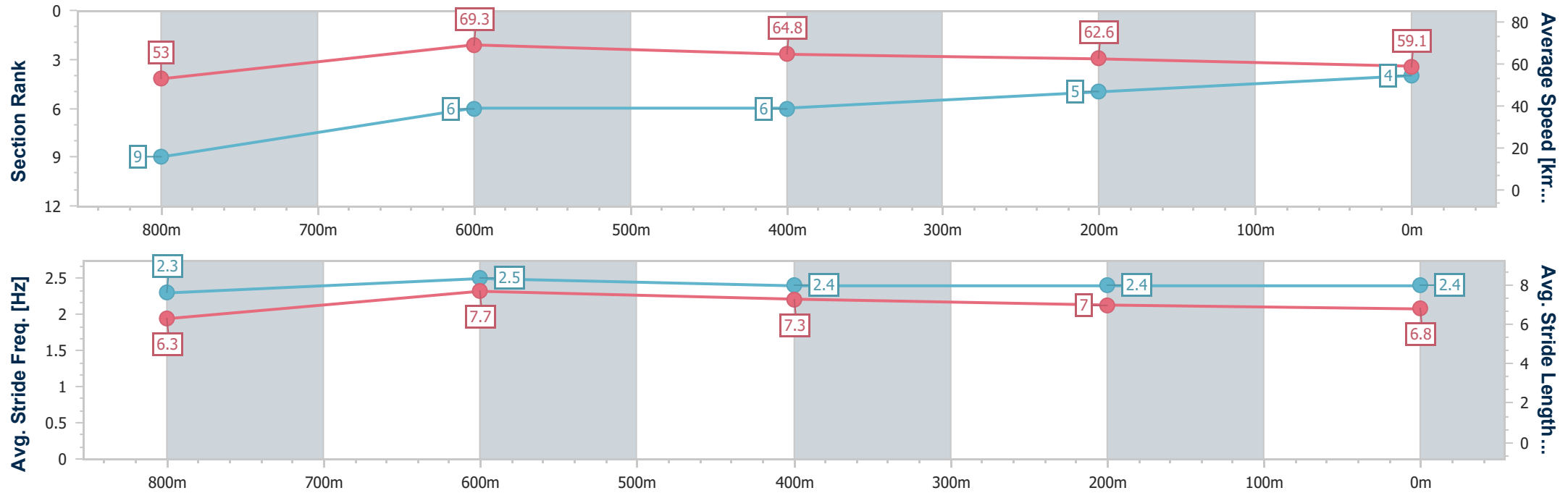
Race 6: WESBEAM OPEN Handicap - 1000m



21 June 2025 - 16:10

Track Rating: Heavy 9, Weather: Overcast, Rail Position: True

Section	Overall	800m	600m	400m	200m														
Section Times	0:59.17 [4] (0:13.77)	0:45.40 [9] (0:10.47)	0:34.93 [6] (0:11.12)	0:23.81 [6] (0:11.56)	0:12.25 [5] (0:12.25)														
Average Speed [km/h]	53.0	69.3	64.8	62.6	59.1														
Top Speed [km/h]	67.5	70.1	66.1	64.2	61.7														
Avg. Dist. to Rail [m]	9.5	0.5	0.5	1.3	1.2														
Avg. Stride Freq. [Hz]	2.3	2.5	2.4	2.4	2.4														
Avg. Stride Length [m]	6.3	7.7	7.3	7.0	6.8														



- [] Ranking at each section and finish
- .-.- No data available at this section
- NA No data available



Horse/Jockey Name	Heartoni
Final Rank	5
Fastest Section Time (Section)	0:10.58 (800m)
Top Speed [km/h] (Section)	70.8 (800m)
Race State	Finished



Aquis Park Gold CoastProfessional

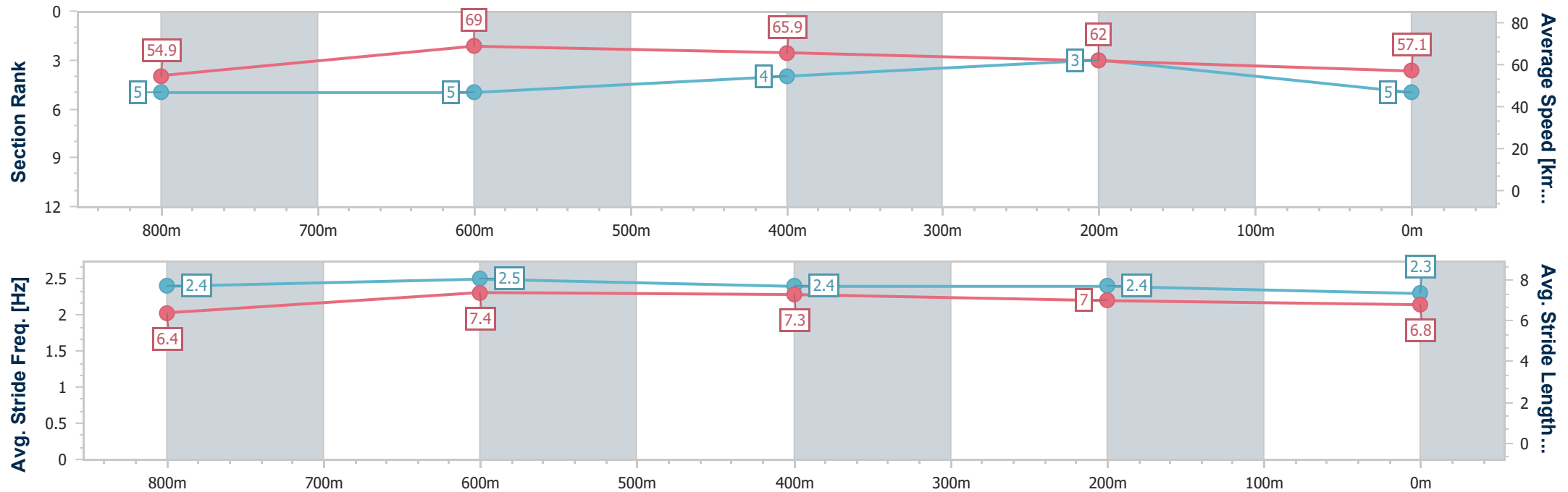
Race 6: WESBEAM OPEN Handicap - 1000m

21 June 2025 - 16:10

Track Rating: Heavy 9, Weather: Overcast, Rail Position: True



Section	Overall	800m	600m	400m	200m														
Section Times	0:59.45 [5] (0:13.43)	0:46.02 [5] (0:10.58)	0:35.44 [5] (0:11.09)	0:24.35 [4] (0:11.68)	0:12.67 [3] (0:12.67)														
Average Speed [km/h]	54.9	69.0	65.9	62.0	57.1														
Top Speed [km/h]	68.8	70.8	67.8	65.1	59.9														
Avg. Dist. to Rail [m]	12.7	1.8	1.5	4.2	5.1														
Avg. Stride Freq. [Hz]	2.4	2.5	2.4	2.4	2.3														
Avg. Stride Length [m]	6.4	7.4	7.3	7.0	6.8														





Horse/Jockey Name	Russian Sub
Final Rank	6
Fastest Section Time (Section)	0:10.77 (800m)
Top Speed [km/h] (Section)	69.1 (800m)
Race State	Finished



Aquis Park Gold CoastProfessional

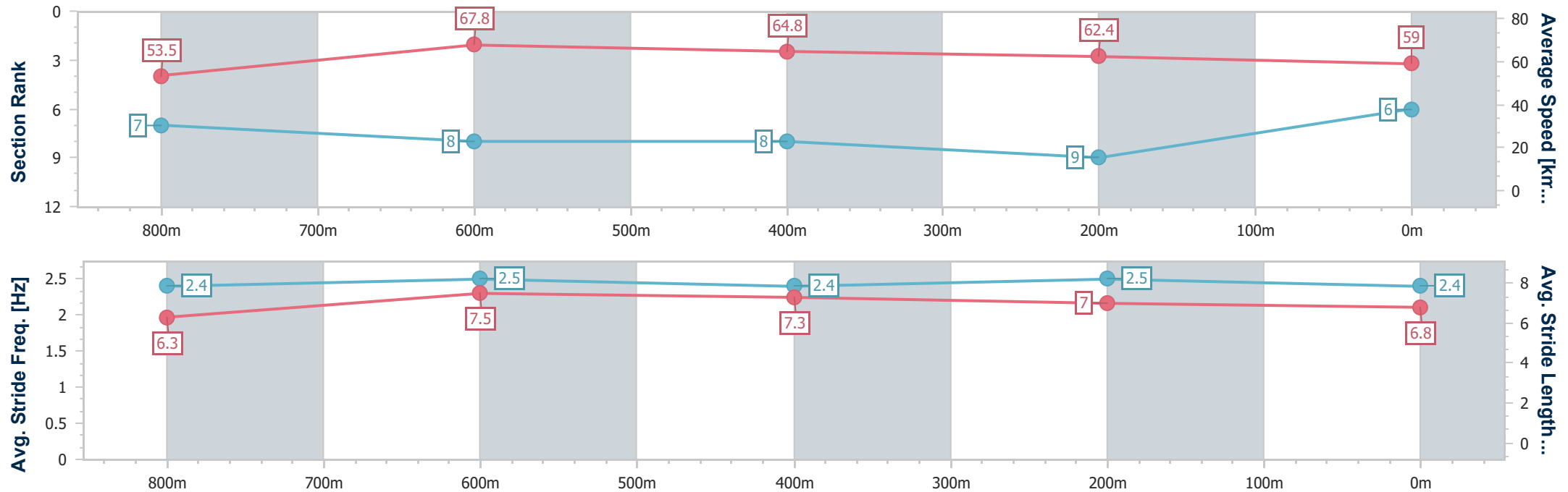
Race 6: WESBEAM OPEN Handicap - 1000m

21 June 2025 - 16:10

Track Rating: Heavy 9, Weather: Overcast, Rail Position: True



Section	Overall	800m	600m	400m	200m														
Section Times	0:59.61 [6] (0:13.65)	0:45.96 [7] (0:10.77)	0:35.19 [8] (0:11.27)	0:23.92 [8] (0:11.64)	0:12.28 [9] (0:12.28)														
Average Speed [km/h]	53.5	67.8	64.8	62.4	59.0														
Top Speed [km/h]	67.1	69.1	66.6	64.1	61.0														
Avg. Dist. to Rail [m]	10.1	2.9	1.8	5.3	7.2														
Avg. Stride Freq. [Hz]	2.4	2.5	2.4	2.5	2.4														
Avg. Stride Length [m]	6.3	7.5	7.3	7.0	6.8														





Horse/Jockey Name	At Witz End
Final Rank	7
Fastest Section Time (Section)	0:10.74 (800m)
Top Speed [km/h] (Section)	68.4 (800m)
Race State	Finished



Aquis Park Gold CoastProfessional

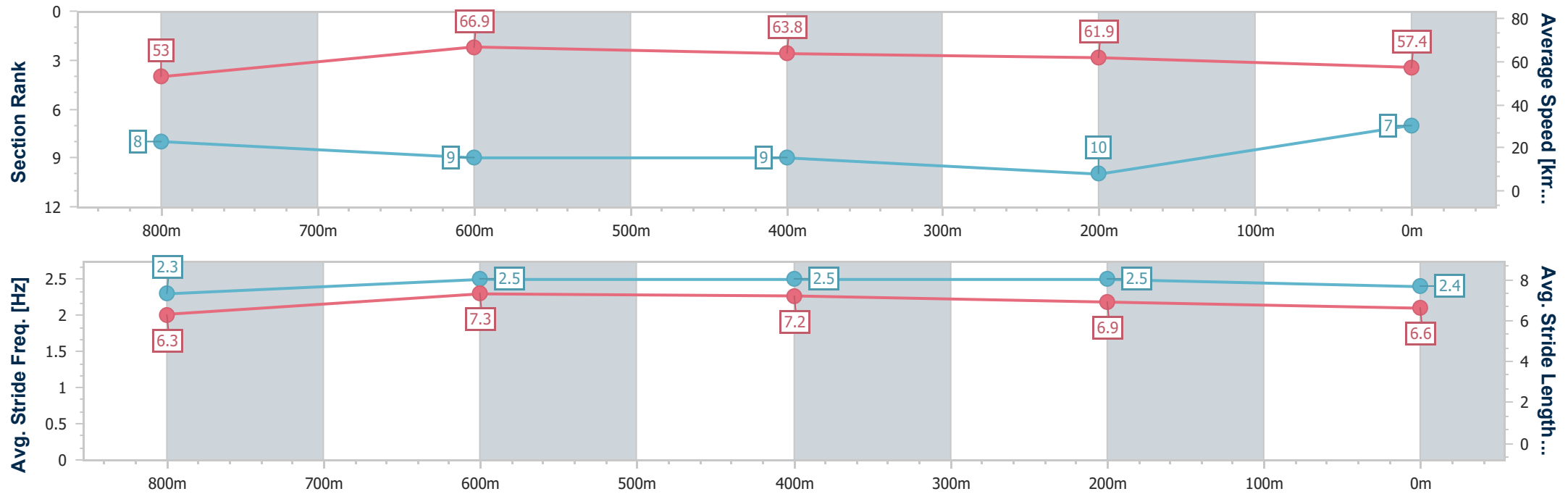
Race 6: WESBEAM OPEN Handicap - 1000m

21 June 2025 - 16:10

Track Rating: Heavy 9, Weather: Overcast, Rail Position: True



Section	Overall	800m	600m	400m	200m														
Section Times	0:59.96 [7] (0:13.74)	0:46.22 [8] (0:10.74)	0:35.48 [9] (0:11.21)	0:24.27 [9] (0:11.66)	0:12.61 [10] (0:12.61)														
Average Speed [km/h]	53.0	66.9	63.8	61.9	57.4														
Top Speed [km/h]	67.2	68.4	66.3	63.3	64.6														
Avg. Dist. to Rail [m]	7.5	0.5	2.1	1.0	5.5														
Avg. Stride Freq. [Hz]	2.3	2.5	2.5	2.5	2.4														
Avg. Stride Length [m]	6.3	7.3	7.2	6.9	6.6														





Horse/Jockey Name	Maguro
Final Rank	8
Fastest Section Time (Section)	0:10.84 (800m)
Top Speed [km/h] (Section)	73.7 (600m)
Race State	Finished



Aquis Park Gold CoastProfessional

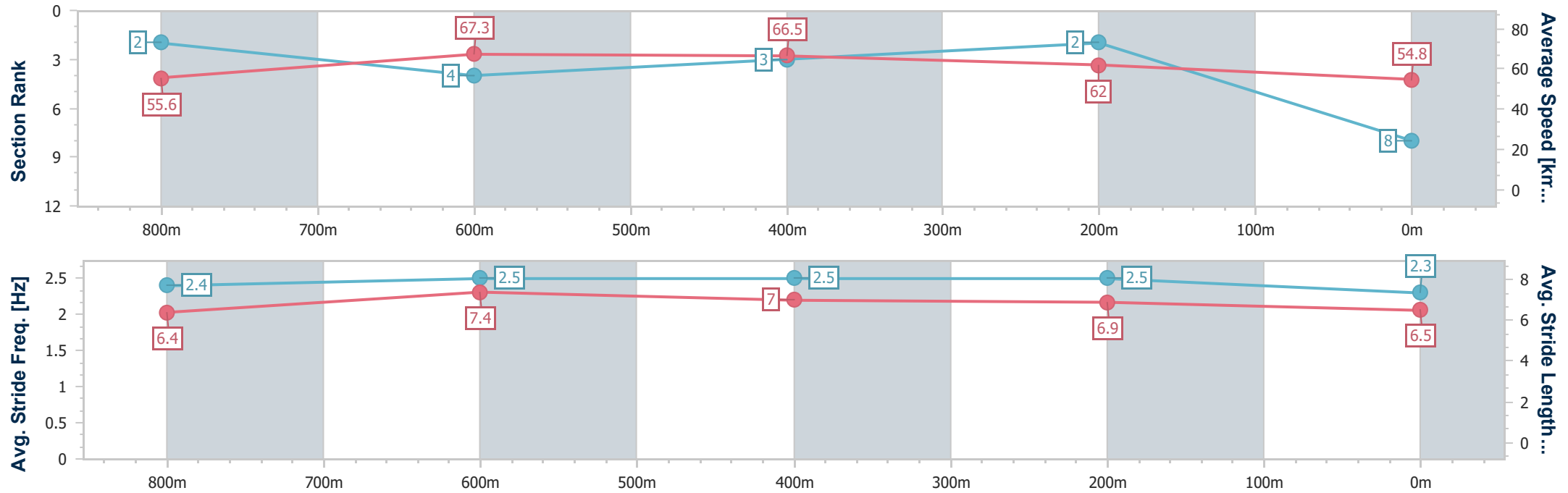
Race 6: WESBEAM OPEN Handicap - 1000m

21 June 2025 - 16:10

Track Rating: Heavy 9, Weather: Overcast, Rail Position: True



Section	Overall	800m	600m	400m	200m										
Section Times	1:00.01 [8] (0:13.16)	0:46.85 [2] (0:10.84)	0:36.01 [4] (0:11.05)	0:24.96 [3] (0:11.71)	0:13.25 [2] (0:13.25)										
Average Speed [km/h]	55.6	67.3	66.5	62.0	54.8										
Top Speed [km/h]	68.9	69.0	73.7	63.8	61.1										
Avg. Dist. to Rail [m]	10.1	2.9	1.9	4.7	2.5										
Avg. Stride Freq. [Hz]	2.4	2.5	2.5	2.5	2.3										
Avg. Stride Length [m]	6.4	7.4	7.0	6.9	6.5										





Horse/Jockey Name	I Am Voodoo
Final Rank	9
Fastest Section Time (Section)	0:10.50 (800m)
Top Speed [km/h] (Section)	71.0 (800m)
Race State	Finished



Aquis Park Gold CoastProfessional

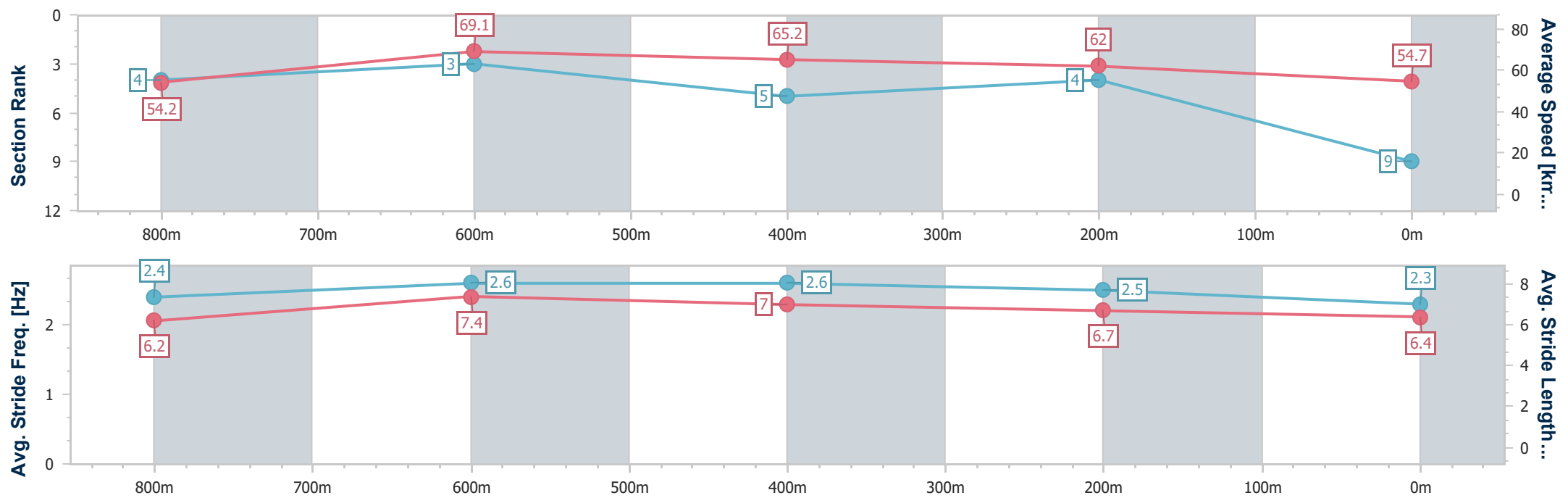
Race 6: WESBEAM OPEN Handicap - 1000m

21 June 2025 - 16:10

Track Rating: Heavy 9, Weather: Overcast, Rail Position: True



Section	Overall	800m	600m	400m	200m														
Section Times	1:00.16 [9] (0:13.39)	0:46.77 [4] (0:10.50)	0:36.27 [3] (0:11.27)	0:25.00 [5] (0:11.74)	0:13.26 [4] (0:13.26)														
Average Speed [km/h]	54.2	69.1	65.2	62.0	54.7														
Top Speed [km/h]	68.3	71.0	67.4	63.9	59.2														
Avg. Dist. to Rail [m]	7.8	1.1	2.6	4.9	5.6														
Avg. Stride Freq. [Hz]	2.4	2.6	2.6	2.5	2.3														
Avg. Stride Length [m]	6.2	7.4	7.0	6.7	6.4														





Horse/Jockey Name	Campai
Final Rank	10
Fastest Section Time (Section)	0:10.74 (800m)
Top Speed [km/h] (Section)	71.9 (800m)
Race State	Finished



Aquis Park Gold CoastProfessional

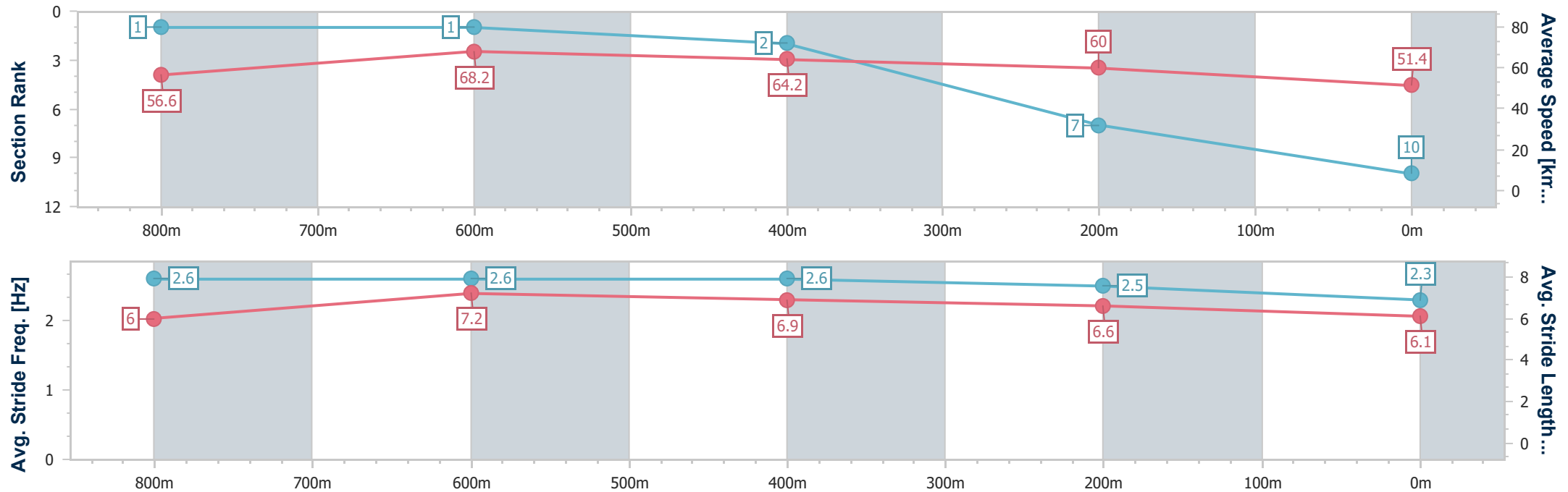
Race 6: WESBEAM OPEN Handicap - 1000m

21 June 2025 - 16:10

Track Rating: Heavy 9, Weather: Overcast, Rail Position: True



Section	Overall	800m	600m	400m	200m										
Section Times	1:01.13 [10] (0:13.01)	0:48.12 [1] (0:10.74)	0:37.38 [1] (0:11.25)	0:26.13 [2] (0:12.10)	0:14.03 [7] (0:14.03)										
Average Speed [km/h]	56.6	68.2	64.2	60.0	51.4										
Top Speed [km/h]	71.1	71.9	66.6	61.6	56.0										
Avg. Dist. to Rail [m]	12.5	3.0	0.4	2.1	2.4										
Avg. Stride Freq. [Hz]	2.6	2.6	2.6	2.5	2.3										
Avg. Stride Length [m]	6.0	7.2	6.9	6.6	6.1										





Aquis Park Gold Coast Professional
Race 7: EZEQUOTE WINTER PROVINCIAL SPRINTERS SERIES BM75
Handicap - 1200m
21 June 2025 - 16:49



Track Rating: Heavy 9, Weather: Overcast, Rail Position: True

Section						Overall	1000m	800m	600m	400m	200m	Last 600m	
Field Times						1:12.58 (0:13.52)	0:59.06 (0:11.11)	0:47.95 (0:11.40)	0:36.55 (0:12.02)	0:24.53 (0:12.11)	0:12.42 (0:12.42)	0:36.55	
Rank	TAB	Horse/Jockey	Barrier	Top Speed [km/h]	Fastest Section							Margin	Distance Travelled [m]
1	13	SULTRY SIREN	2	65.4	0:11.28	1:12.58 [1]	0:58.89 [5]	0:47.61 [5]	0:36.11 [5]	0:24.12 [5]	0:12.27 [3]	1:12.58	0:36.11
		Taylor Marshall		Overall	1000m	(0:13.69)	(0:11.28)	(0:11.50)	(0:11.99)	(0:11.85)	(0:12.27)		
2	11	BOWRIDER	8	64.5	0:11.44	1:12.64 [2]	0:58.55 [8]	0:47.07 [8]	0:35.63 [8]	0:23.97 [7]	0:12.17 [6]	0.3L	0:35.63 +2
		Jai Williams		1000m	800m	(0:14.09)	(0:11.48)	(0:11.44)	(0:11.66)	(0:11.80)	(0:12.17)		
3	6	BEEBEE DAZZLER	3	65.5	0:11.17	1:12.77 [3]	0:59.11 [3]	0:47.94 [3]	0:36.50 [3]	0:24.57 [3]	0:12.43 [4]	1.1L	0:36.50 +0
		Nozi Tomizawa		1000m	1000m	(0:13.66)	(0:11.17)	(0:11.44)	(0:11.93)	(0:12.14)	(0:12.43)		
4	7	DIRTY DANCING	5	66.2	0:11.14	1:12.78 [4]	0:59.26 [1]	0:48.12 [2]	0:36.56 [2]	0:24.69 [2]	0:12.62 [1]	1.2L	0:36.56 +6
		Siobhan Rutledge		800m	1000m	(0:13.52)	(0:11.14)	(0:11.56)	(0:11.87)	(0:12.07)	(0:12.62)		
4	1	LIVING FREE	1	64.6	0:11.50	1:12.78 [4]	0:58.58 [9]	0:47.08 [9]	0:35.46 [9]	0:23.68 [9]	0:12.08 [9]	1.2L	0:35.46 +3
		Montana Philpot		Overall	1000m	(0:14.20)	(0:11.50)	(0:11.62)	(0:11.78)	(0:11.60)	(0:12.08)		
6	12	MISSILE ONE	4	66.6	0:11.22	1:12.81 [6]	0:58.95 [7]	0:47.73 [6]	0:36.23 [6]	0:24.33 [6]	0:12.33 [7]	1.3L	0:36.23 +4
		Leah Martyn		Overall	1000m	(0:13.86)	(0:11.22)	(0:11.50)	(0:11.90)	(0:12.00)	(0:12.33)		
6	5	TIJUANA TWO STEP	9	65.7	0:11.35	1:12.81 [6]	0:58.96 [6]	0:47.61 [7]	0:35.91 [7]	0:24.04 [8]	0:12.20 [8]	1.3L	0:35.91 +5
		Stacey Callow		1000m	1000m	(0:13.85)	(0:11.35)	(0:11.70)	(0:11.87)	(0:11.84)	(0:12.20)		
8	10	PARTY SPIRIT	6	65.5	0:11.36	1:13.14 [8]	0:59.60 [2]	0:48.24 [4]	0:36.69 [4]	0:24.85 [4]	0:12.73 [5]	3.1L	0:36.69 +5
		Georgina Cartwright		1000m	1000m	(0:13.54)	(0:11.36)	(0:11.55)	(0:11.84)	(0:12.12)	(0:12.73)		
9	2	THE LUCKY ALIEN	10	67.5	0:10.96	1:13.27 [9]	0:59.60 [4]	0:48.64 [1]	0:37.24 [1]	0:25.22 [1]	0:13.10 [2]	3.9L	0:37.24 +6
		Cobi Vitler		1000m	1000m	(0:13.67)	(0:10.96)	(0:11.40)	(0:12.02)	(0:12.12)	(0:13.10)		

Scratched: Shapin Power (#14), Sujeed (#15), Scarlet Prince (#4), Aldolfito (#3), Pre Eminence (#8), Galway Hussler (#9)

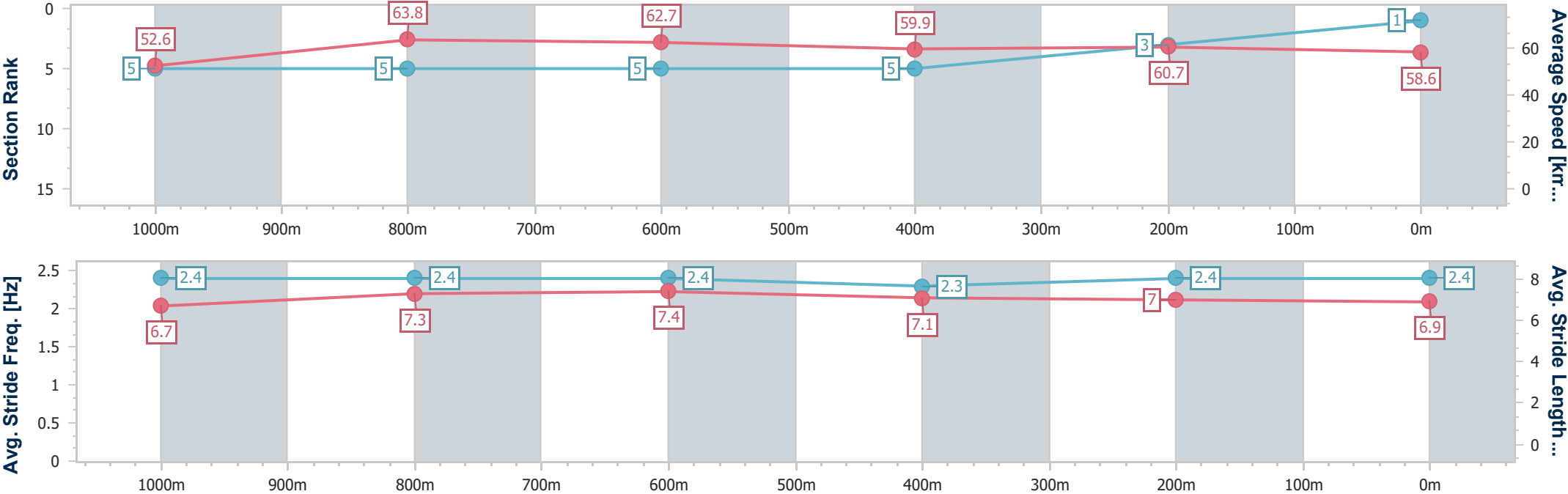


Horse/Jockey Name	Sultry Siren
Final Rank	1
Fastest Section Time (Section)	0:11.28 (1000m)
Top Speed [km/h] (Section)	65.4 (Overall)
Race State	Finished



Aquis Park Gold CoastProfessional
Race 7: EZEQUOTE WINTER PROVINCIAL SPRINTERS SERIES
BM75 Handicap - 1200m
21 June 2025 - 16:49
Track Rating: Heavy 9, Weather: Overcast, Rail Position: True

Section	Overall	1000m	800m	600m	400m	200m							
Section Times	1:12.58 [1] (0:13.69)	0:58.89 [5] (0:11.28)	0:47.61 [5] (0:11.50)	0:36.11 [5] (0:11.99)	0:24.12 [5] (0:11.85)	0:12.27 [3] (0:12.27)							
Average Speed [km/h]	52.6	63.8	62.7	59.9	60.7	58.6							
Top Speed [km/h]	65.4	64.9	64.1	61.0	61.5	60.5							
Avg. Dist. to Rail [m]	1.4	0.9	0.9	0.6	0.8	0.7							
Avg. Stride Freq. [Hz]	2.4	2.4	2.4	2.3	2.4	2.4							
Avg. Stride Length [m]	6.7	7.3	7.4	7.1	7.0	6.9							



[] Ranking at each section and finish
- - - - No data available at this section
NA No data available

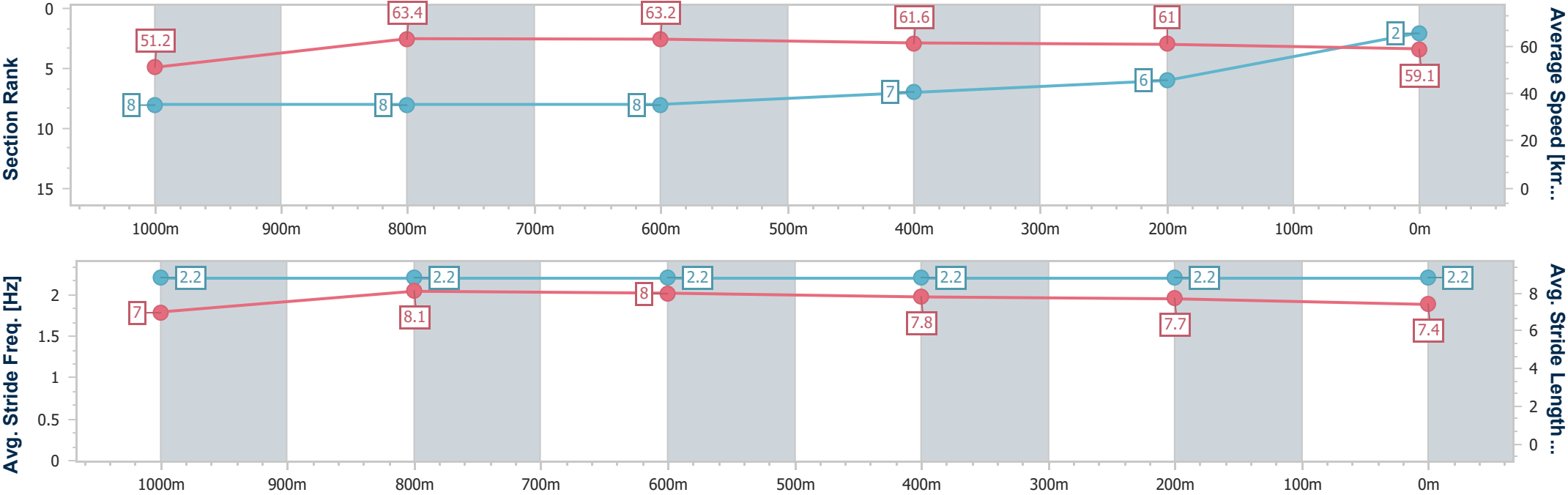


Horse/Jockey Name	Bowrider
Final Rank	2
Fastest Section Time (Section)	0:11.44 (800m)
Top Speed [km/h] (Section)	64.5 (1000m)
Race State	Finished



Aquis Park Gold CoastProfessional
Race 7: EZEQUOTE WINTER PROVINCIAL SPRINTERS SERIES
BM75 Handicap - 1200m
21 June 2025 - 16:49
Track Rating: Heavy 9, Weather: Overcast, Rail Position: True

Section	Overall	1000m	800m	600m	400m	200m							
Section Times	1:12.64 [2] (0:14.09)	0:58.55 [8] (0:11.48)	0:47.07 [8] (0:11.44)	0:35.63 [8] (0:11.66)	0:23.97 [7] (0:11.80)	0:12.17 [6] (0:12.17)							
Average Speed [km/h]	51.2	63.4	63.2	61.6	61.0	59.1							
Top Speed [km/h]	64.5	64.5	64.4	62.9	62.4	61.3							
Avg. Dist. to Rail [m]	5.4	2.6	1.1	0.8	1.1	2.4							
Avg. Stride Freq. [Hz]	2.2	2.2	2.2	2.2	2.2	2.2							
Avg. Stride Length [m]	7.0	8.1	8.0	7.8	7.7	7.4							



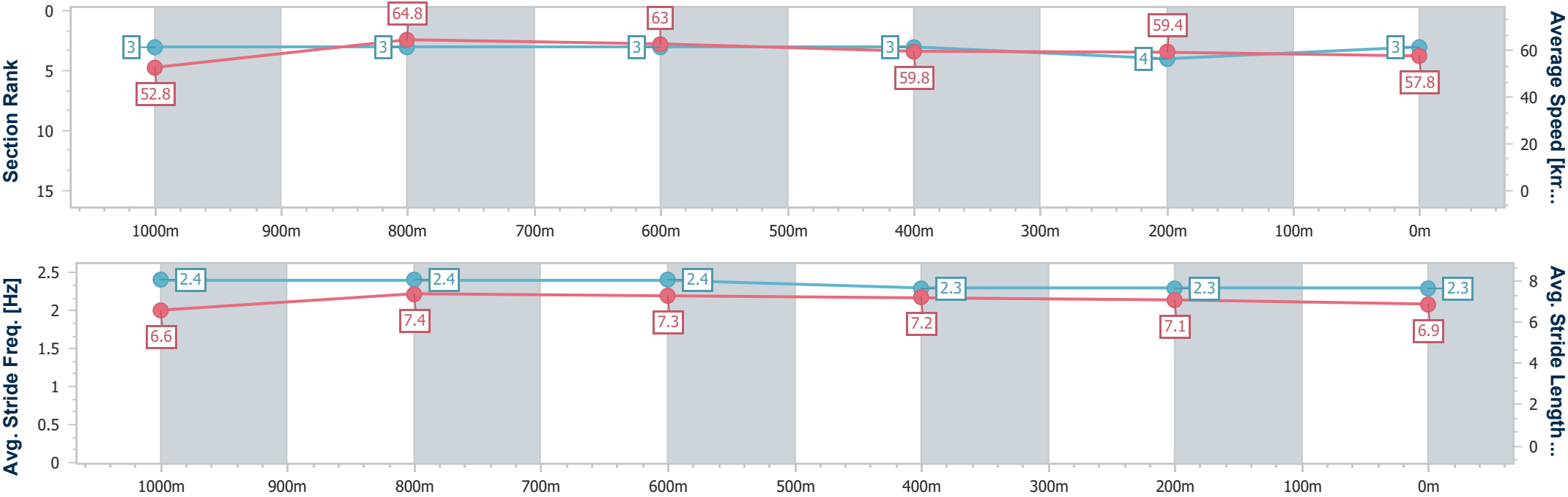


Horse/Jockey Name	Beebee Dazzler
Final Rank	3
Fastest Section Time (Section)	0:11.17 (1000m)
Top Speed [km/h] (Section)	65.5 (1000m)
Race State	Finished



Aquis Park Gold CoastProfessional
Race 7: EZEQUOTE WINTER PROVINCIAL SPRINTERS SERIES
BM75 Handicap - 1200m
21 June 2025 - 16:49
Track Rating: Heavy 9, Weather: Overcast, Rail Position: True

Section	Overall	1000m	800m	600m	400m	200m							
Section Times	1:12.77 [3] (0:13.66)	0:59.11 [3] (0:11.17)	0:47.94 [3] (0:11.44)	0:36.50 [3] (0:11.93)	0:24.57 [3] (0:12.14)	0:12.43 [4] (0:12.43)							
Average Speed [km/h]	52.8	64.8	63.0	59.8	59.4	57.8							
Top Speed [km/h]	64.9	65.5	64.8	60.6	60.4	59.0							
Avg. Dist. to Rail [m]	2.8	1.6	0.5	1.1	1.5	3.6							
Avg. Stride Freq. [Hz]	2.4	2.4	2.4	2.3	2.3	2.3							
Avg. Stride Length [m]	6.6	7.4	7.3	7.2	7.1	6.9							





Horse/Jockey Name	Living Free
Final Rank	4
Fastest Section Time (Section)	0:11.50 (1000m)
Top Speed [km/h] (Section)	64.6 (Overall)
Race State	Finished



Aquis Park Gold CoastProfessional

Race 7: EZEQUOTE WINTER PROVINCIAL SPRINTERS SERIES

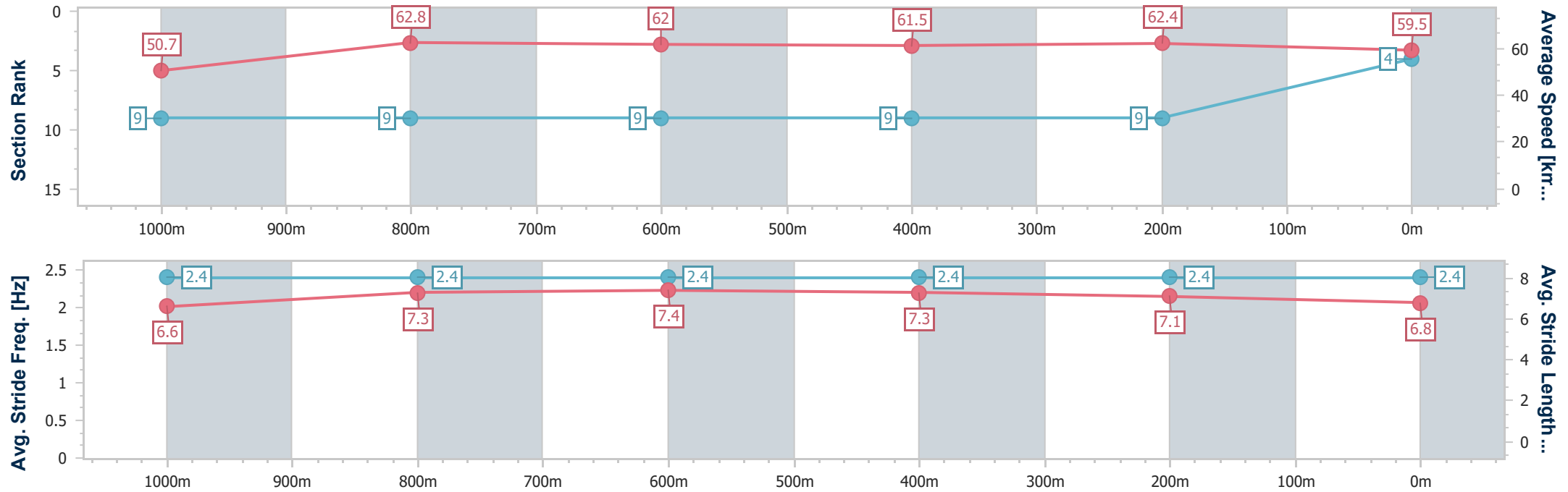
BM75 Handicap - 1200m

21 June 2025 - 16:49

Track Rating: Heavy 9, Weather: Overcast, Rail Position: True



Section	Overall	1000m	800m	600m	400m	200m							
Section Times	1:12.78 [4] (0:14.20)	0:58.58 [9] (0:11.50)	0:47.08 [9] (0:11.62)	0:35.46 [9] (0:11.78)	0:23.68 [9] (0:11.60)	0:12.08 [9] (0:12.08)							
Average Speed [km/h]	50.7	62.8	62.0	61.5	62.4	59.5							
Top Speed [km/h]	64.6	64.4	63.0	62.1	63.1	62.1							
Avg. Dist. to Rail [m]	1.9	0.7	0.5	1.2	5.6	9.7							
Avg. Stride Freq. [Hz]	2.4	2.4	2.4	2.4	2.4	2.4							
Avg. Stride Length [m]	6.6	7.3	7.4	7.3	7.1	6.8							



- [] Ranking at each section and finish
- .-.- No data available at this section
- NA No data available

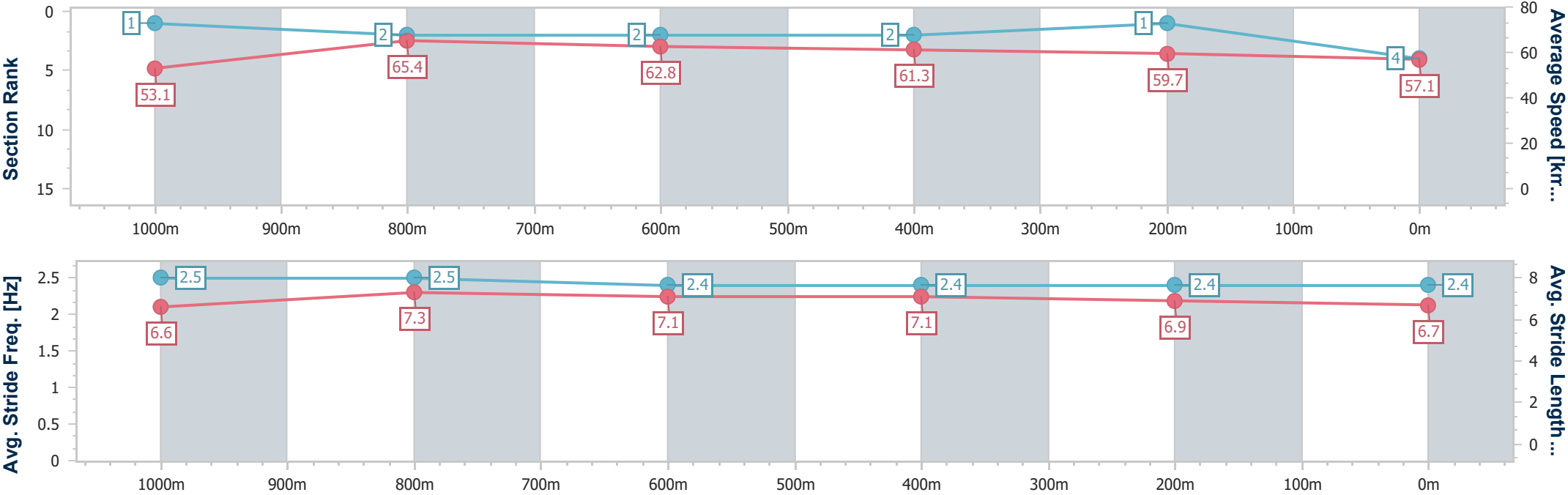


Horse/Jockey Name	Dirty Dancing
Final Rank	4
Fastest Section Time (Section)	0:11.14 (1000m)
Top Speed [km/h] (Section)	66.2 (800m)
Race State	Finished



Aquis Park Gold CoastProfessional
Race 7: EZEQUOTE WINTER PROVINCIAL SPRINTERS SERIES
BM75 Handicap - 1200m
21 June 2025 - 16:49
Track Rating: Heavy 9, Weather: Overcast, Rail Position: True

Section	Overall	1000m	800m	600m	400m	200m							
Section Times	1:12.78 [4] (0:13.52)	0:59.26 [1] (0:11.14)	0:48.12 [2] (0:11.56)	0:36.56 [2] (0:11.87)	0:24.69 [2] (0:12.07)	0:12.62 [1] (0:12.62)							
Average Speed [km/h]	53.1	65.4	62.8	61.3	59.7	57.1							
Top Speed [km/h]	65.3	65.6	66.2	63.2	60.8	58.9							
Avg. Dist. to Rail [m]	4.4	2.3	2.9	1.8	1.8	2.0							
Avg. Stride Freq. [Hz]	2.5	2.5	2.4	2.4	2.4	2.4							
Avg. Stride Length [m]	6.6	7.3	7.1	7.1	6.9	6.7							



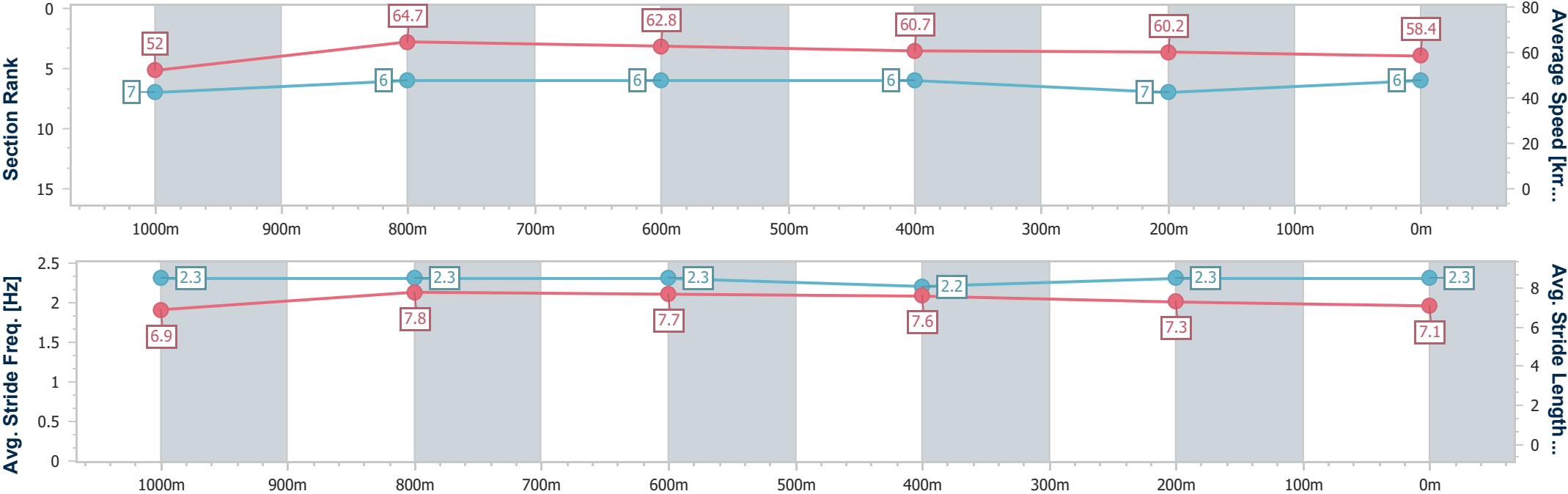


Horse/Jockey Name	Missile One
Final Rank	6
Fastest Section Time (Section)	0:11.22 (1000m)
Top Speed [km/h] (Section)	66.6 (Overall)
Race State	Finished



Aquis Park Gold CoastProfessional
Race 7: EZEQUOTE WINTER PROVINCIAL SPRINTERS SERIES
BM75 Handicap - 1200m
21 June 2025 - 16:49
Track Rating: Heavy 9, Weather: Overcast, Rail Position: True

Section	Overall	1000m	800m	600m	400m	200m							
Section Times	1:12.81 [6] (0:13.86)	0:58.95 [7] (0:11.22)	0:47.73 [6] (0:11.50)	0:36.23 [6] (0:11.90)	0:24.33 [6] (0:12.00)	0:12.33 [7] (0:12.33)							
Average Speed [km/h]	52.0	64.7	62.8	60.7	60.2	58.4							
Top Speed [km/h]	66.6	65.6	64.2	63.1	61.5	59.6							
Avg. Dist. to Rail [m]	3.6	1.7	1.0	0.7	3.6	5.9							
Avg. Stride Freq. [Hz]	2.3	2.3	2.3	2.2	2.3	2.3							
Avg. Stride Length [m]	6.9	7.8	7.7	7.6	7.3	7.1							



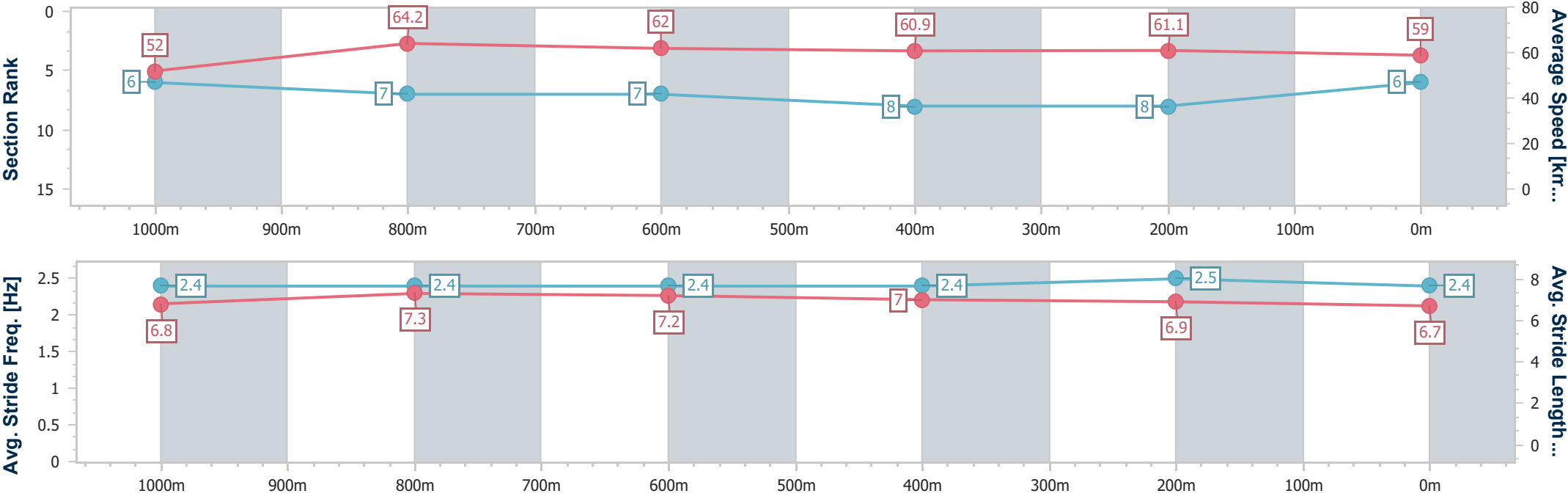


Horse/Jockey Name	Tijuana Two Step
Final Rank	6
Fastest Section Time (Section)	0:11.35 (1000m)
Top Speed [km/h] (Section)	65.7 (1000m)
Race State	Finished



Aquis Park Gold CoastProfessional
Race 7: EZEQUOTE WINTER PROVINCIAL SPRINTERS SERIES
BM75 Handicap - 1200m
21 June 2025 - 16:49
Track Rating: Heavy 9, Weather: Overcast, Rail Position: True

Section	Overall	1000m	800m	600m	400m	200m							
Section Times	1:12.81 [6] (0:13.85)	0:58.96 [6] (0:11.35)	0:47.61 [7] (0:11.70)	0:35.91 [7] (0:11.87)	0:24.04 [8] (0:11.84)	0:12.20 [8] (0:12.20)							
Average Speed [km/h]	52.0	64.2	62.0	60.9	61.1	59.0							
Top Speed [km/h]	65.3	65.7	65.5	63.6	62.4	60.0							
Avg. Dist. to Rail [m]	6.5	2.8	2.1	1.0	3.7	7.0							
Avg. Stride Freq. [Hz]	2.4	2.4	2.4	2.4	2.5	2.4							
Avg. Stride Length [m]	6.8	7.3	7.2	7.0	6.9	6.7							



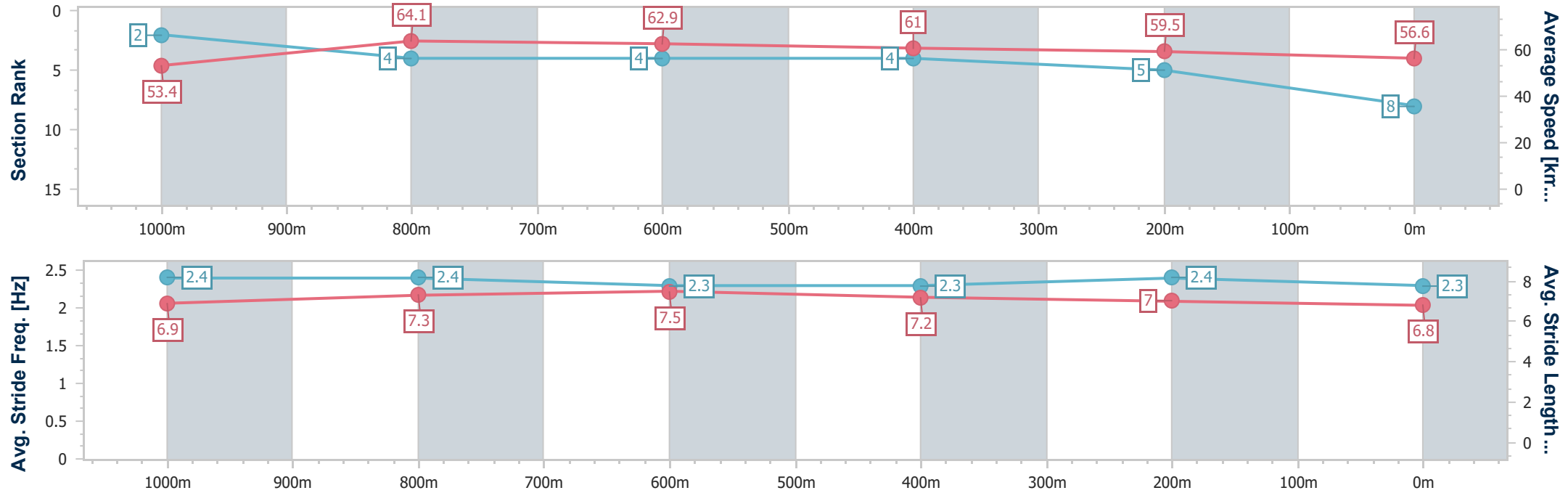


Horse/Jockey Name	Party Spirit
Final Rank	8
Fastest Section Time (Section)	0:11.36 (1000m)
Top Speed [km/h] (Section)	65.5 (1000m)
Race State	Finished



Aquis Park Gold CoastProfessional
Race 7: EZEQUOTE WINTER PROVINCIAL SPRINTERS SERIES
BM75 Handicap - 1200m
21 June 2025 - 16:49
Track Rating: Heavy 9, Weather: Overcast, Rail Position: True

Section	Overall	1000m	800m	600m	400m	200m							
Section Times	1:13.14 [8] (0:13.54)	0:59.60 [2] (0:11.36)	0:48.24 [4] (0:11.55)	0:36.69 [4] (0:11.84)	0:24.85 [4] (0:12.12)	0:12.73 [5] (0:12.73)							
Average Speed [km/h]	53.4	64.1	62.9	61.0	59.5	56.6							
Top Speed [km/h]	65.2	65.5	63.5	62.6	60.1	58.8							
Avg. Dist. to Rail [m]	4.4	3.2	2.3	0.4	3.0	5.0							
Avg. Stride Freq. [Hz]	2.4	2.4	2.3	2.3	2.4	2.3							
Avg. Stride Length [m]	6.9	7.3	7.5	7.2	7.0	6.8							



[] Ranking at each section and finish
-.-.- No data available at this section
NA No data available



Horse/Jockey Name	The Lucky Alien
Final Rank	9
Fastest Section Time (Section)	0:10.96 (1000m)
Top Speed [km/h] (Section)	67.5 (1000m)
Race State	Finished



Aquis Park Gold CoastProfessional

Race 7: EZEQUOTE WINTER PROVINCIAL SPRINTERS SERIES

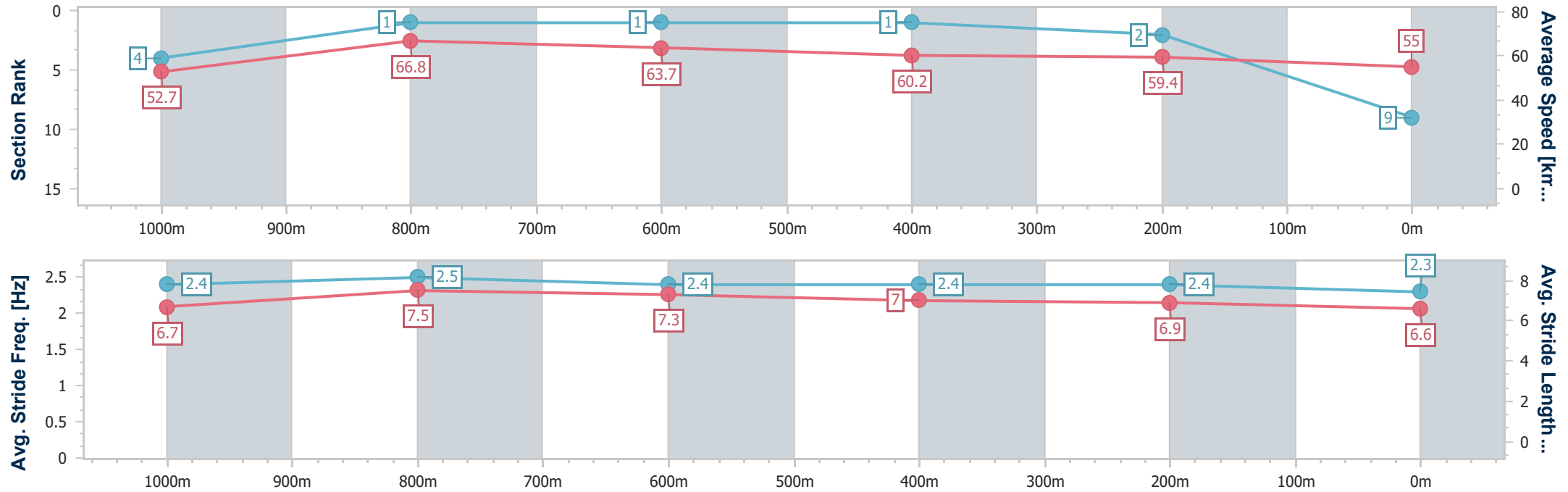
BM75 Handicap - 1200m

21 June 2025 - 16:49

Track Rating: Heavy 9, Weather: Overcast, Rail Position: True

AQUIS PARK
HOME OF THE GOLD COAST
TRIP CLUB & EVENT CENTRE

Section	Overall	1000m	800m	600m	400m	200m							
Section Times	1:13.27 [9] (0:13.67)	0:59.60 [4] (0:10.96)	0:48.64 [1] (0:11.40)	0:37.24 [1] (0:12.02)	0:25.22 [1] (0:12.12)	0:13.10 [2] (0:13.10)							
Average Speed [km/h]	52.7	66.8	63.7	60.2	59.4	55.0							
Top Speed [km/h]	67.0	67.5	66.1	61.4	60.9	57.1							
Avg. Dist. to Rail [m]	8.9	4.6	1.9	0.6	1.7	0.7							
Avg. Stride Freq. [Hz]	2.4	2.5	2.4	2.4	2.4	2.3							
Avg. Stride Length [m]	6.7	7.5	7.3	7.0	6.9	6.6							





Aquis Park Gold Coast Professional
Race 8: LANGS BUILDING SUPPLIES Class 2 Handicap - 1400m
21 June 2025 - 17:22



Track Rating: Heavy 9, Weather: Overcast, Rail Position: True

Section		Overall				1200m	1000m	800m	600m	400m	Last 600m	
Field Times		1:25.98				1:12.33	1:01.49	0:49.88	0:37.96	0:25.96	0:37.96	
		(0:13.65)				(0:10.84)	(0:11.61)	(0:11.92)	(0:12.00)	(0:12.61)		
Rank	TAB	Horse/Jockey	Barrier	Top Speed [km/h]	Fastest Section							Distance Travelled [m]
1	2	ROCK HARD LOVE	4	65.4	0:11.19	1:25.98 [1]	1:11.22 [11]	1:00.03 [11]	0:48.56 [11]	0:36.82 [11]	0:24.84 [10]	0:36.82
		Georgina Cartwright		1200m	1200m	(0:14.76)	(0:11.19)	(0:11.47)	(0:11.74)	(0:11.98)	(0:12.36)	
2	6	FIVE RINGS	5	65.8	0:11.16	1:26.16 [2]	1:11.62 [10]	1:00.46 [10]	0:48.81 [10]	0:37.06 [10]	0:25.17 [8]	0:37.06 +0
		Brandon Lerena		1200m	1200m	(0:14.54)	(0:11.16)	(0:11.65)	(0:11.75)	(0:11.89)	(0:12.43)	
3	9	IRAMA	7	67.3	0:10.96	1:26.28 [3]	1:12.32 [5]	1:01.36 [3]	0:49.79 [3]	0:38.16 [2]	0:26.22 [2]	0:38.16 +2
		Jai Williams		Overall	1200m	(0:13.96)	(0:10.96)	(0:11.57)	(0:11.63)	(0:11.94)	(0:12.57)	
4	20	BEAT HOLLOW	12	67.7	0:10.84	1:26.30 [4]	1:12.65 [1]	1:01.81 [1]	0:50.20 [1]	0:38.28 [1]	0:26.28 [1]	0:38.28 -4
		Dan McGillivray		1200m	1200m	(0:13.65)	(0:10.84)	(0:11.61)	(0:11.92)	(0:12.00)	(0:12.69)	
5	15	YELLOWHAMMER	2	65.0	0:11.16	1:26.35 [5]	1:12.09 [7]	1:00.93 [7]	0:49.50 [6]	0:37.73 [5]	0:25.78 [3]	0:37.73 +1
		Justin Stanley		1200m	1200m	(0:14.26)	(0:11.16)	(0:11.43)	(0:11.77)	(0:11.95)	(0:12.65)	
6	5	AITUTAKI	3	66.2	0:11.06	1:26.42 [6]	1:12.18 [6]	1:01.12 [6]	0:49.53 [7]	0:37.78 [6]	0:25.69 [5]	0:37.78 +3
		Cobi Vitler		1200m	1200m	(0:14.24)	(0:11.06)	(0:11.59)	(0:11.75)	(0:12.09)	(0:12.52)	
7	23	CHEERFUL CAT	1	64.8	0:11.18	1:26.54 [7]	1:12.04 [9]	1:00.86 [9]	0:49.39 [9]	0:37.65 [9]	0:25.61 [7]	0:37.65 +0
		Taylor Marshall		1200m	1200m	(0:14.50)	(0:11.18)	(0:11.47)	(0:11.74)	(0:12.04)	(0:12.42)	
8	4	SUJEED	13	66.0	0:11.02	1:26.71 [8]	1:12.26 [8]	1:01.24 [8]	0:49.65 [8]	0:37.89 [8]	0:25.96 [6]	0:37.89 +10
		Dylan Turner		1200m	1200m	(0:14.45)	(0:11.02)	(0:11.59)	(0:11.76)	(0:11.93)	(0:12.49)	
9	22	NETWORK ERROR	14	68.4	0:10.85	1:27.79 [9]	1:13.96 [2]	1:03.11 [2]	0:51.42 [2]	0:39.41 [3]	0:27.14 [4]	0:39.41 +1
		Anthony Allen		Overall	1200m	(0:13.83)	(0:10.85)	(0:11.69)	(0:12.01)	(0:12.27)	(0:13.08)	
10	13	MALARINA	6	66.5	0:11.01	1:28.83 [10]	1:14.92 [3]	1:03.91 [4]	0:52.29 [4]	0:40.29 [4]	0:27.82 [9]	0:40.29 -2
		Micheal Hellyer		Overall	1200m	(0:13.91)	(0:11.01)	(0:11.62)	(0:12.00)	(0:12.47)	(0:13.05)	

Scratched: El Asteroid (#21), Whomsoever (#16), First Man (#3), Best Coffee (#12), Ramp It Up (#11), Singular (#24), Lone Force (#7), Victory Command (#1), Von Bee (#18), Caracoron (#17), Rainbow Lass (

Report Created: Sat 21 June 2025 17:59 GMT+10 (Note: Timing is based on position data)

Page 1/15

[] Ranking at each section and finish
-:-:- No data available at this section
NA No data available

SCN Saddle cloth number
DNF Did not finish
DNT Did not track

data processed by TRIPLESDATA



Aquis Park Gold Coast Professional
Race 8: LANGS BUILDING SUPPLIES Class 2 Handicap - 1400m
21 June 2025 - 17:22



Track Rating: Heavy 9, Weather: Overcast, Rail Position: True

Section					Overall	1200m	1000m	800m	600m	400m	Last 600m		
Field Times					1:25.98 (0:13.65)	1:12.33 (0:10.84)	1:01.49 (0:11.61)	0:49.88 (0:11.92)	0:37.96 (0:12.00)	0:25.96 (0:12.61)	0:37.96		
Rank	TAB	Horse/Jockey	Barrier	Top Speed [km/h]	Fastest Section								Distance Travelled [m]
11	19	PALANTUS	10	66.4	0:11.03	1:28.84 [11]	1:14.90 [4]	1:03.87 [5]	0:52.02 [5]	0:40.12 [7]	0:27.61 [11]	0:40.12	+8
		Siobhan Rutledge		Overall	1200m	(0:13.94)	(0:11.03)	(0:11.85)	(0:11.90)	(0:12.51)	(0:13.43)		

Scratched: El Asteroid (#21), Whomsonever (#16), First Man (#3), Best Coffee (#12), Ramp It Up (#11), Singular (#24), Lone Force (#7), Victory Command (#1), Von Bee (#18), Caracoron (#17), Rainbow Lass (



Aquis Park Gold Coast Professional
Race 8: LANGS BUILDING SUPPLIES Class 2 Handicap - 1400m
21 June 2025 - 17:22



Track Rating: Heavy 9, Weather: Overcast, Rail Position: True

Section Field Times							200m 0:13.35 (0:13.35)	Last 600m 0:37.96	
Rank	TAB	Horse/Jockey	Barrier	Top Speed [km/h]	Fastest Section	Margin			Distance Travelled [m]
1	2	ROCK HARD LOVE	4	65.4	0:11.19	0:12.48 [8]	1:25.98		0:36.82
		Georgina Cartwright		1200m	1200m	(0:12.48)			
2	6	FIVE RINGS	5	65.8	0:11.16	0:12.74 [7]	1L		0:37.06 +0
		Brandon Lerena		1200m	1200m	(0:12.74)			
3	9	IRAMA	7	67.3	0:10.96	0:13.65 [1]	1.5L		0:38.16 +2
		Jai Williams		Overall	1200m	(0:13.65)			
4	20	BEAT HOLLOW	12	67.7	0:10.84	0:13.59 [2]	1.6L		0:38.28 -4
		Dan McGillivray		1200m	1200m	(0:13.59)			
5	15	YELLOWHAMMER	2	65.0	0:11.16	0:13.13 [3]	1.8L		0:37.73 +1
		Justin Stanley		1200m	1200m	(0:13.13)			
6	5	AITUTAKI	3	66.2	0:11.06	0:13.17 [5]	2.1L		0:37.78 +3
		Cobi Vitler		1200m	1200m	(0:13.17)			
7	23	CHEERFUL CAT	1	64.8	0:11.18	0:13.19 [6]	2.6L		0:37.65 +0
		Taylor Marshall		1200m	1200m	(0:13.19)			
8	4	SUJEED	13	66.0	0:11.02	0:13.47 [4]	3.4L		0:37.89 +10
		Dylan Turner		1200m	1200m	(0:13.47)			
9	22	NETWORK ERROR	14	68.4	0:10.85	0:14.06 [9]	9.7L		0:39.41 +1
		Anthony Allen		Overall	1200m	(0:14.06)			
10	13	MALARINA	6	66.5	0:11.01	0:14.77 [10]	15.7L		0:40.29 -2
		Micheal Hellyer		Overall	1200m	(0:14.77)			

Scratched: El Asteroid (#21), Whomsoever (#16), First Man (#3), Best Coffee (#12), Ramp It Up (#11), Singular (#24), Lone Force (#7), Victory Command (#1), Von Bee (#18), Caracoron (#17), Rainbow Lass (



Aquis Park Gold Coast Professional
Race 8: LANGS BUILDING SUPPLIES Class 2 Handicap - 1400m

21 June 2025 - 17:22



Track Rating: Heavy 9, Weather: Overcast, Rail Position: True

Section						200m		Last 600m	
Field Times						0:13.35 (0:13.35)		0:37.96	
Rank	TAB	Horse/Jockey	Barrier	Top Speed [km/h]	Fastest Section	Margin		Distance Travelled [m]	
11	19	PALANTUS	10	66.4	0:11.03	0:14.18 [11]	15.8L	0:40.12	+8
		Siobhan Rutledge		Overall	1200m	(0:14.18)			

Scratched: El Asteroid (#21), Whomsonever (#16), First Man (#3), Best Coffee (#12), Ramp It Up (#11), Singular (#24), Lone Force (#7), Victory Command (#1), Von Bee (#18), Caracoron (#17), Rainbow Lass (



Horse/Jockey Name	Rock Hard Love
Final Rank	1
Fastest Section Time (Section)	0:11.19 (1200m)
Top Speed [km/h] (Section)	65.4 (1200m)
Race State	Finished



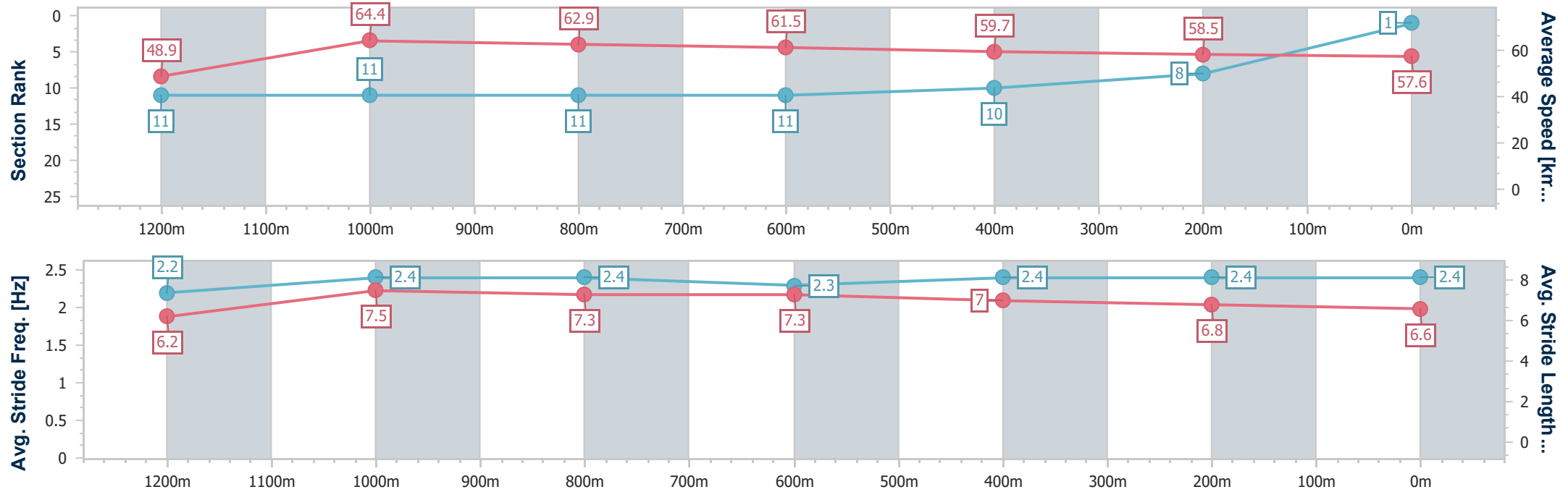
Aquis Park Gold CoastProfessional
Race 8: LANGS BUILDING SUPPLIES Class 2 Handicap -
1400m



21 June 2025 - 17:22

Track Rating: Heavy 9, Weather: Overcast, Rail Position: True

Section	Overall	1200m	1000m	800m	600m	400m	200m						
Section Times	1:25.98 [1] (0:14.76)	1:11.22 [11] (0:11.19)	1:00.03 [11] (0:11.47)	0:48.56 [11] (0:11.74)	0:36.82 [11] (0:11.98)	0:24.84 [10] (0:12.36)	0:12.48 [8] (0:12.48)						
Average Speed [km/h]	48.9	64.4	62.9	61.5	59.7	58.5	57.6						
Top Speed [km/h]	62.7	65.4	65.3	63.4	61.7	59.4	58.5						
Avg. Dist. to Rail [m]	4.4	1.3	0.9	0.6	0.6	0.9	1.4						
Avg. Stride Freq. [Hz]	2.2	2.4	2.4	2.3	2.4	2.4	2.4						
Avg. Stride Length [m]	6.2	7.5	7.3	7.3	7.0	6.8	6.6						





Horse/Jockey Name	Five Rings
Final Rank	2
Fastest Section Time (Section)	0:11.16 (1200m)
Top Speed [km/h] (Section)	65.8 (1200m)
Race State	Finished



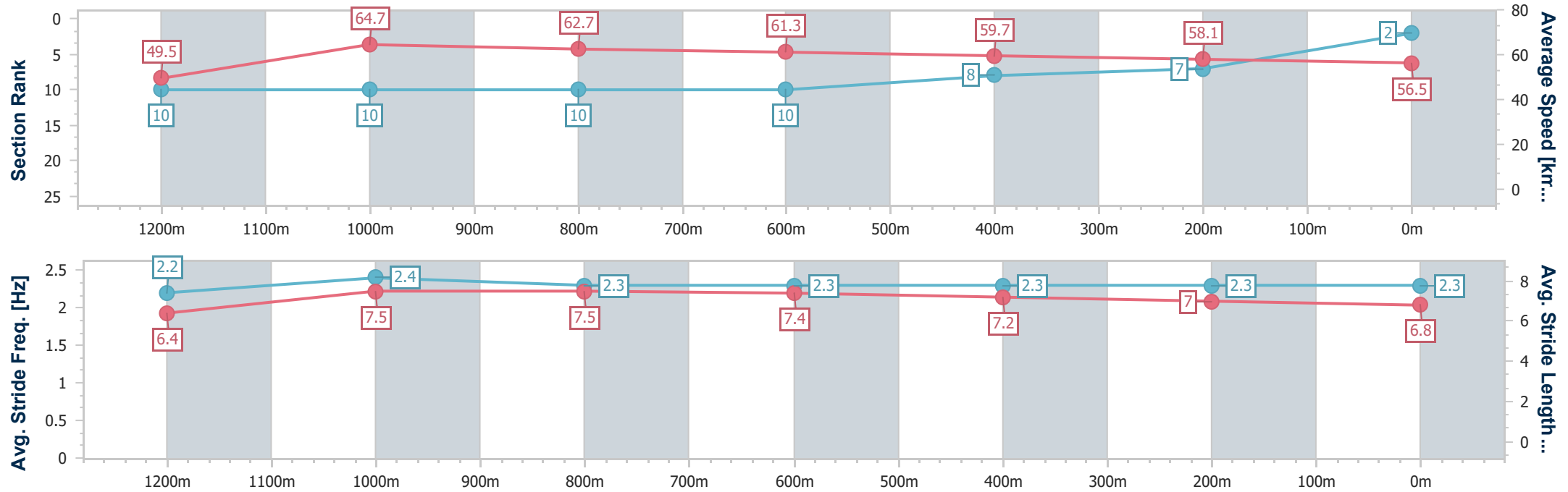
Aquis Park Gold CoastProfessional
Race 8: LANGS BUILDING SUPPLIES Class 2 Handicap -
1400m



21 June 2025 - 17:22

Track Rating: Heavy 9, Weather: Overcast, Rail Position: True

Section	Overall	1200m	1000m	800m	600m	400m	200m						
Section Times	1:26.16 [2] (0:14.54)	1:11.62 [10] (0:11.16)	1:00.46 [10] (0:11.65)	0:48.81 [10] (0:11.75)	0:37.06 [10] (0:11.89)	0:25.17 [8] (0:12.43)	0:12.74 [7] (0:12.74)						
Average Speed [km/h]	49.5	64.7	62.7	61.3	59.7	58.1	56.5						
Top Speed [km/h]	62.9	65.8	64.0	62.4	61.2	58.5	58.3						
Avg. Dist. to Rail [m]	6.5	4.1	2.7	0.6	2.1	3.2	7.1						
Avg. Stride Freq. [Hz]	2.2	2.4	2.3	2.3	2.3	2.3	2.3						
Avg. Stride Length [m]	6.4	7.5	7.5	7.4	7.2	7.0	6.8						



- [] Ranking at each section and finish
- .-.-.- No data available at this section
- NA No data available



Horse/Jockey Name	Irama
Final Rank	3
Fastest Section Time (Section)	0:10.96 (1200m)
Top Speed [km/h] (Section)	67.3 (Overall)
Race State	Finished



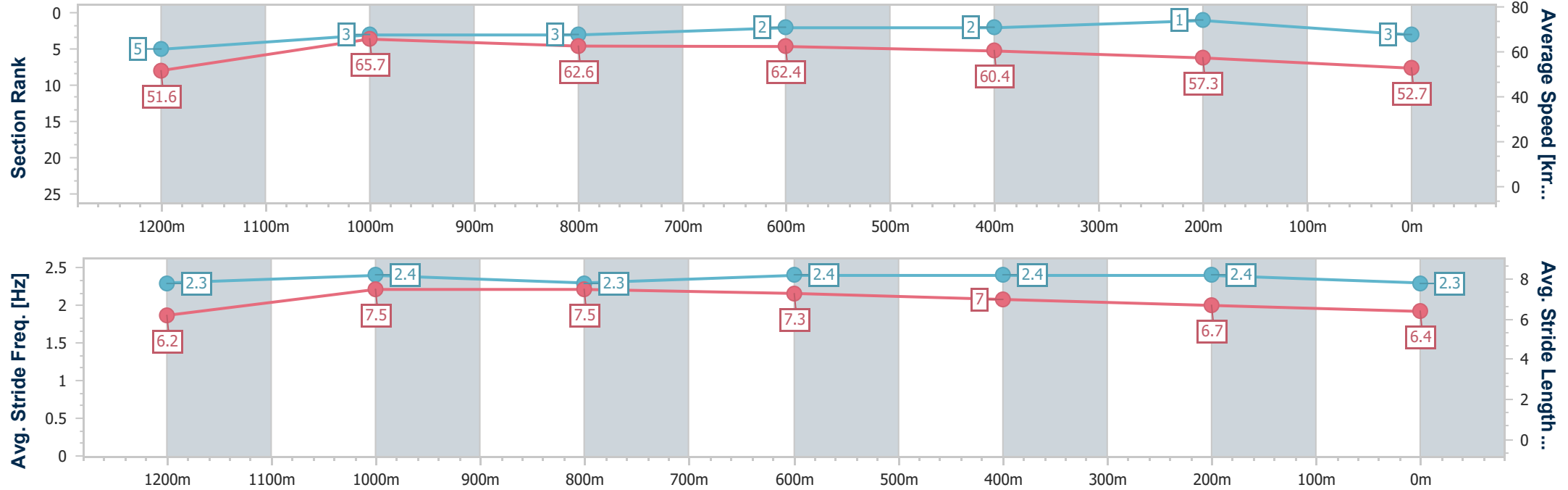
Aquis Park Gold CoastProfessional
Race 8: LANGS BUILDING SUPPLIES Class 2 Handicap -
1400m



21 June 2025 - 17:22

Track Rating: Heavy 9, Weather: Overcast, Rail Position: True

Section	Overall	1200m	1000m	800m	600m	400m	200m						
Section Times	1:26.28 [3] (0:13.96)	1:12.32 [5] (0:10.96)	1:01.36 [3] (0:11.57)	0:49.79 [3] (0:11.63)	0:38.16 [2] (0:11.94)	0:26.22 [2] (0:12.57)	0:13.65 [1] (0:13.65)						
Average Speed [km/h]	51.6	65.7	62.6	62.4	60.4	57.3	52.7						
Top Speed [km/h]	67.3	66.8	63.8	63.5	61.5	59.3	54.3						
Avg. Dist. to Rail [m]	7.4	1.8	1.7	1.6	0.3	1.6	3.0						
Avg. Stride Freq. [Hz]	2.3	2.4	2.3	2.4	2.4	2.4	2.3						
Avg. Stride Length [m]	6.2	7.5	7.5	7.3	7.0	6.7	6.4						



- [] Ranking at each section and finish
- .-.-.- No data available at this section
- NA No data available



Horse/Jockey Name	Beat Hollow
Final Rank	4
Fastest Section Time (Section)	0:10.84 (1200m)
Top Speed [km/h] (Section)	67.7 (1200m)
Race State	Finished



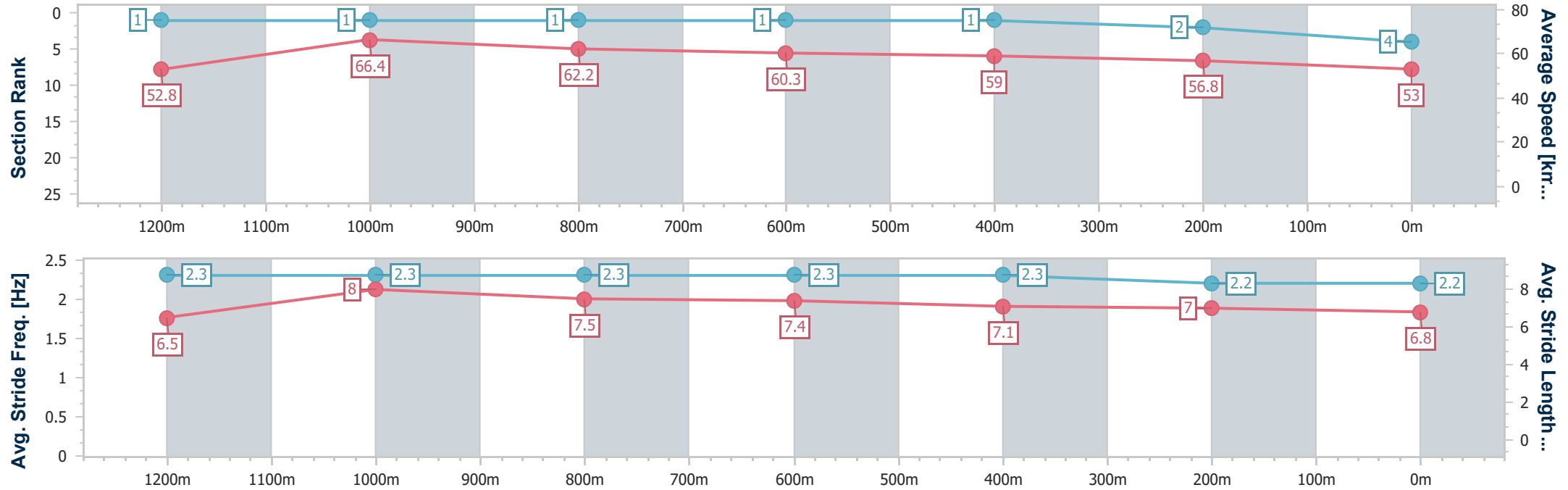
Aquis Park Gold CoastProfessional
Race 8: LANGS BUILDING SUPPLIES Class 2 Handicap -
1400m



21 June 2025 - 17:22

Track Rating: Heavy 9, Weather: Overcast, Rail Position: True

Section	Overall	1200m	1000m	800m	600m	400m	200m						
Section Times	1:26.30 [4] (0:13.65)	1:12.65 [1] (0:10.84)	1:01.81 [1] (0:11.61)	0:50.20 [1] (0:11.92)	0:38.28 [1] (0:12.00)	0:26.28 [1] (0:12.69)	0:13.59 [2] (0:13.59)						
Average Speed [km/h]	52.8	66.4	62.2	60.3	59.0	56.8	53.0						
Top Speed [km/h]	66.2	67.7	64.5	61.3	60.9	58.4	54.6						
Avg. Dist. to Rail [m]	9.6	1.2	0.6	0.6	2.3	1.0	0.2						
Avg. Stride Freq. [Hz]	2.3	2.3	2.3	2.3	2.3	2.2	2.2						
Avg. Stride Length [m]	6.5	8.0	7.5	7.4	7.1	7.0	6.8						





Horse/Jockey Name	Yellowhammer
Final Rank	5
Fastest Section Time (Section)	0:11.16 (1200m)
Top Speed [km/h] (Section)	65.0 (1200m)
Race State	Finished



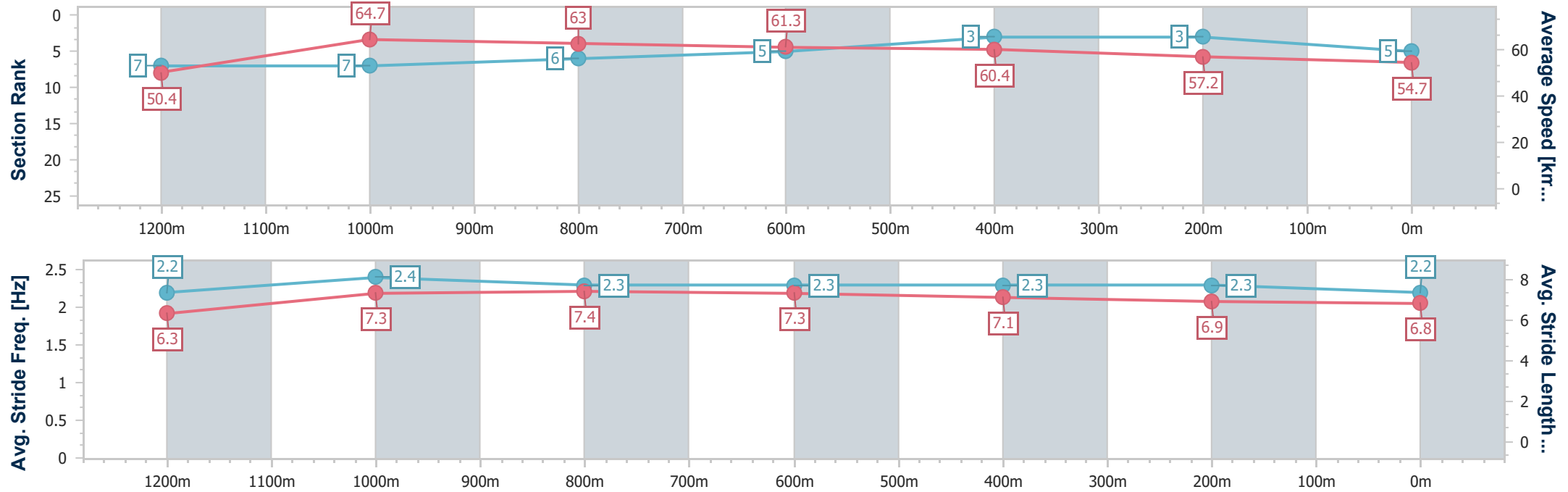
Aquis Park Gold CoastProfessional
Race 8: LANGS BUILDING SUPPLIES Class 2 Handicap -
1400m



21 June 2025 - 17:22

Track Rating: Heavy 9, Weather: Overcast, Rail Position: True

Section	Overall	1200m	1000m	800m	600m	400m	200m						
Section Times	1:26.35 [5] (0:14.26)	1:12.09 [7] (0:11.16)	1:00.93 [7] (0:11.43)	0:49.50 [6] (0:11.77)	0:37.73 [5] (0:11.95)	0:25.78 [3] (0:12.65)	0:13.13 [3] (0:13.13)						
Average Speed [km/h]	50.4	64.7	63.0	61.3	60.4	57.2	54.7						
Top Speed [km/h]	63.9	65.0	64.1	62.1	60.9	58.3	56.5						
Avg. Dist. to Rail [m]	3.7	0.8	0.5	0.4	1.0	4.9	7.1						
Avg. Stride Freq. [Hz]	2.2	2.4	2.3	2.3	2.3	2.3	2.2						
Avg. Stride Length [m]	6.3	7.3	7.4	7.3	7.1	6.9	6.8						





Horse/Jockey Name	Aitutaki
Final Rank	6
Fastest Section Time (Section)	0:11.06 (1200m)
Top Speed [km/h] (Section)	66.2 (1200m)
Race State	Finished



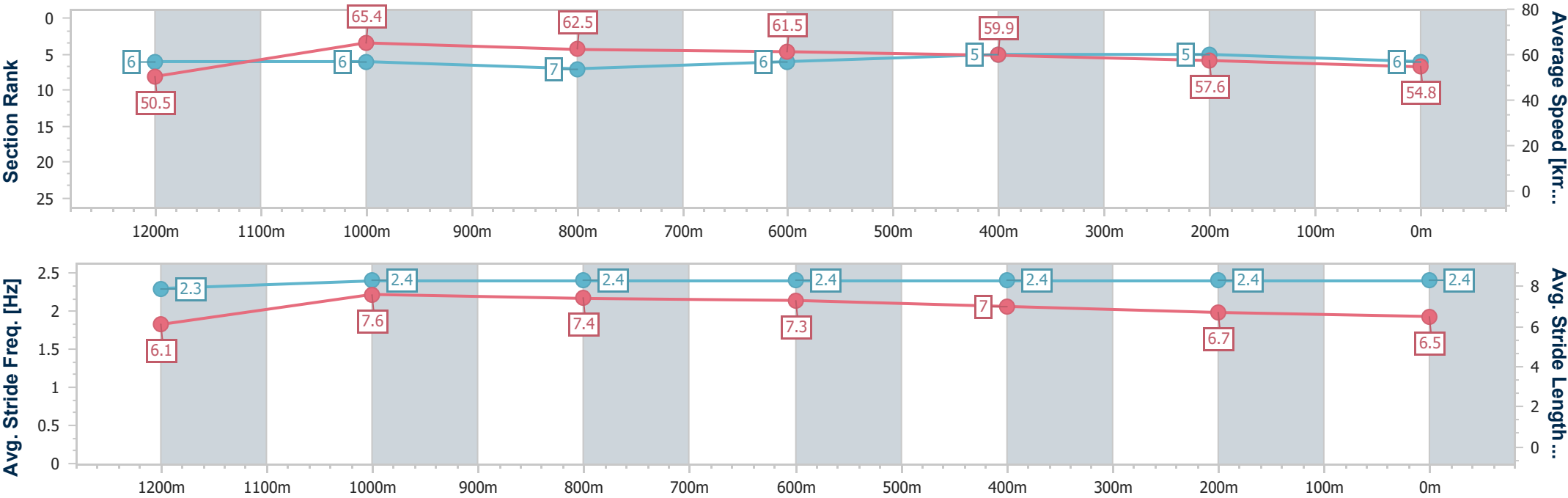
Aquis Park Gold CoastProfessional
Race 8: LANGS BUILDING SUPPLIES Class 2 Handicap -
1400m



21 June 2025 - 17:22

Track Rating: Heavy 9, Weather: Overcast, Rail Position: True

Section	Overall	1200m	1000m	800m	600m	400m	200m						
Section Times	1:26.42 [6] (0:14.24)	1:12.18 [6] (0:11.06)	1:01.12 [6] (0:11.59)	0:49.53 [7] (0:11.75)	0:37.78 [6] (0:12.09)	0:25.69 [5] (0:12.52)	0:13.17 [5] (0:13.17)						
Average Speed [km/h]	50.5	65.4	62.5	61.5	59.9	57.6	54.8						
Top Speed [km/h]	64.5	66.2	64.5	63.0	60.9	58.7	56.7						
Avg. Dist. to Rail [m]	5.1	2.8	1.7	1.3	0.8	3.5	6.0						
Avg. Stride Freq. [Hz]	2.3	2.4	2.4	2.4	2.4	2.4	2.4						
Avg. Stride Length [m]	6.1	7.6	7.4	7.3	7.0	6.7	6.5						



- [] Ranking at each section and finish
- .-.- No data available at this section
- NA No data available



Horse/Jockey Name	Cheerful Cat
Final Rank	7
Fastest Section Time (Section)	0:11.18 (1200m)
Top Speed [km/h] (Section)	64.8 (1200m)
Race State	Finished



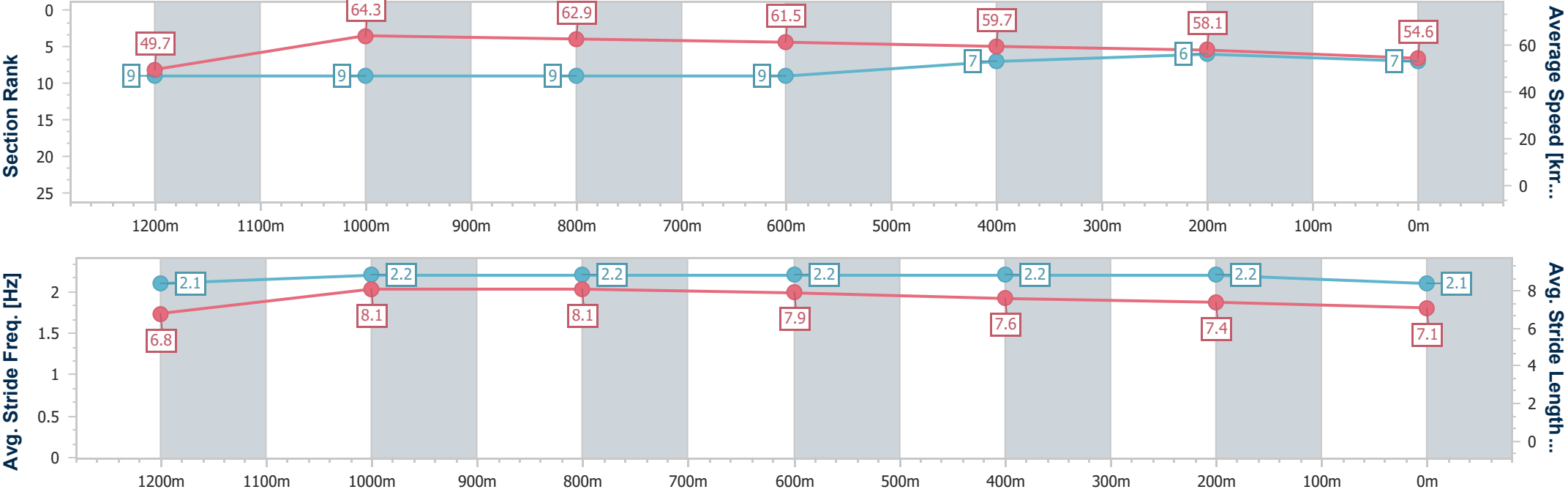
Aquis Park Gold CoastProfessional
Race 8: LANGS BUILDING SUPPLIES Class 2 Handicap -
1400m



21 June 2025 - 17:22

Track Rating: Heavy 9, Weather: Overcast, Rail Position: True

Section	Overall	1200m	1000m	800m	600m	400m	200m						
Section Times	1:26.54 [7] (0:14.50)	1:12.04 [9] (0:11.18)	1:00.86 [9] (0:11.47)	0:49.39 [9] (0:11.74)	0:37.65 [9] (0:12.04)	0:25.61 [7] (0:12.42)	0:13.19 [6] (0:13.19)						
Average Speed [km/h]	49.7	64.3	62.9	61.5	59.7	58.1	54.6						
Top Speed [km/h]	63.9	64.8	64.1	62.9	60.2	58.8	56.7						
Avg. Dist. to Rail [m]	3.3	1.6	1.0	0.8	0.5	1.6	2.8						
Avg. Stride Freq. [Hz]	2.1	2.2	2.2	2.2	2.2	2.2	2.1						
Avg. Stride Length [m]	6.8	8.1	8.1	7.9	7.6	7.4	7.1						





Horse/Jockey Name	Sujeed
Final Rank	8
Fastest Section Time (Section)	0:11.02 (1200m)
Top Speed [km/h] (Section)	66.0 (1200m)
Race State	Finished



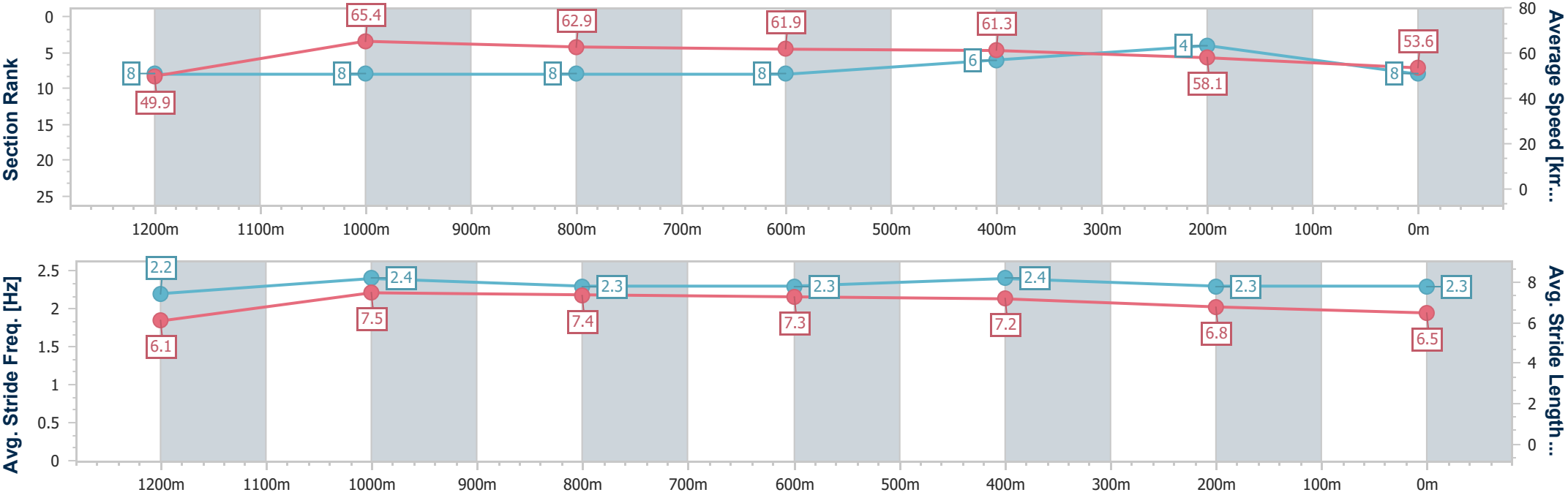
Aquis Park Gold CoastProfessional
Race 8: LANGS BUILDING SUPPLIES Class 2 Handicap -
1400m



21 June 2025 - 17:22

Track Rating: Heavy 9, Weather: Overcast, Rail Position: True

Section	Overall	1200m	1000m	800m	600m	400m	200m						
Section Times	1:26.71 [8] (0:14.45)	1:12.26 [8] (0:11.02)	1:01.24 [8] (0:11.59)	0:49.65 [8] (0:11.76)	0:37.89 [8] (0:11.93)	0:25.96 [6] (0:12.49)	0:13.47 [4] (0:13.47)						
Average Speed [km/h]	49.9	65.4	62.9	61.9	61.3	58.1	53.6						
Top Speed [km/h]	64.2	66.0	65.8	62.5	62.2	59.7	55.9						
Avg. Dist. to Rail [m]	9.8	3.7	2.9	2.9	2.7	6.7	9.3						
Avg. Stride Freq. [Hz]	2.2	2.4	2.3	2.3	2.4	2.3	2.3						
Avg. Stride Length [m]	6.1	7.5	7.4	7.3	7.2	6.8	6.5						





Horse/Jockey Name	Network Error
Final Rank	9
Fastest Section Time (Section)	0:10.85 (1200m)
Top Speed [km/h] (Section)	68.4 (Overall)
Race State	Finished



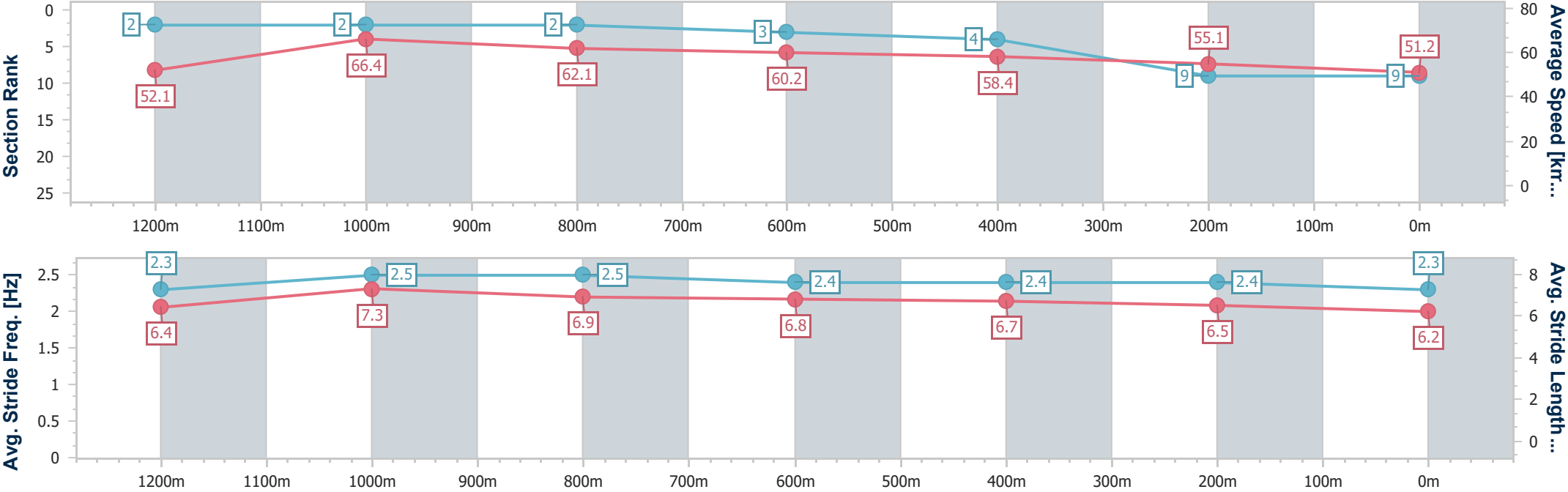
Aquis Park Gold CoastProfessional
Race 8: LANGS BUILDING SUPPLIES Class 2 Handicap -
1400m



21 June 2025 - 17:22

Track Rating: Heavy 9, Weather: Overcast, Rail Position: True

Section	Overall	1200m	1000m	800m	600m	400m	200m						
Section Times	1:27.79 [9] (0:13.83)	1:13.96 [2] (0:10.85)	1:03.11 [2] (0:11.69)	0:51.42 [2] (0:12.01)	0:39.41 [3] (0:12.27)	0:27.14 [4] (0:13.08)	0:14.06 [9] (0:14.06)						
Average Speed [km/h]	52.1	66.4	62.1	60.2	58.4	55.1	51.2						
Top Speed [km/h]	68.4	68.4	65.0	61.5	60.4	57.0	53.2						
Avg. Dist. to Rail [m]	12.4	3.8	1.5	1.2	0.7	0.2	1.4						
Avg. Stride Freq. [Hz]	2.3	2.5	2.5	2.4	2.4	2.4	2.3						
Avg. Stride Length [m]	6.4	7.3	6.9	6.8	6.7	6.5	6.2						





Horse/Jockey Name	Malarina
Final Rank	10
Fastest Section Time (Section)	0:11.01 (1200m)
Top Speed [km/h] (Section)	66.5 (Overall)
Race State	Finished



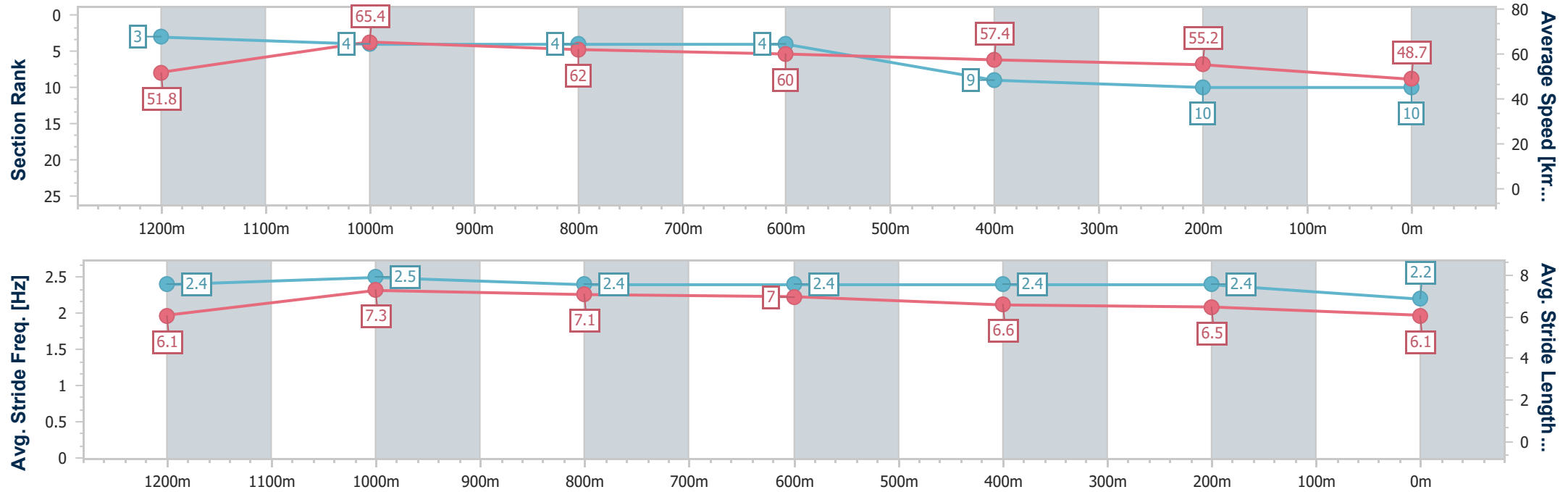
Aquis Park Gold CoastProfessional
Race 8: LANGS BUILDING SUPPLIES Class 2 Handicap -
1400m



21 June 2025 - 17:22

Track Rating: Heavy 9, Weather: Overcast, Rail Position: True

Section	Overall	1200m	1000m	800m	600m	400m	200m						
Section Times	1:28.83 [10] (0:13.91)	1:14.92 [3] (0:11.01)	1:03.91 [4] (0:11.62)	0:52.29 [4] (0:12.00)	0:40.29 [4] (0:12.47)	0:27.82 [9] (0:13.05)	0:14.77 [10] (0:14.77)						
Average Speed [km/h]	51.8	65.4	62.0	60.0	57.4	55.2	48.7						
Top Speed [km/h]	66.5	66.2	64.5	61.6	58.7	56.6	53.7						
Avg. Dist. to Rail [m]	7.0	1.0	0.6	0.4	1.5	0.3	2.2						
Avg. Stride Freq. [Hz]	2.4	2.5	2.4	2.4	2.4	2.4	2.2						
Avg. Stride Length [m]	6.1	7.3	7.1	7.0	6.6	6.5	6.1						





Horse/Jockey Name	Palantus
Final Rank	11
Fastest Section Time (Section)	0:11.03 (1200m)
Top Speed [km/h] (Section)	66.4 (Overall)
Race State	Finished



Aquis Park Gold CoastProfessional
Race 8: LANGS BUILDING SUPPLIES Class 2 Handicap -
1400m



21 June 2025 - 17:22

Track Rating: Heavy 9, Weather: Overcast, Rail Position: True

Section	Overall	1200m	1000m	800m	600m	400m	200m						
Section Times	1:28.84 [11] (0:13.94)	1:14.90 [4] (0:11.03)	1:03.87 [5] (0:11.85)	0:52.02 [5] (0:11.90)	0:40.12 [7] (0:12.51)	0:27.61 [11] (0:13.43)	0:14.18 [11] (0:14.18)						
Average Speed [km/h]	51.7	65.4	61.6	61.3	58.4	53.9	50.8						
Top Speed [km/h]	66.4	66.4	62.3	62.1	60.3	55.4	52.9						
Avg. Dist. to Rail [m]	9.6	3.6	3.0	3.4	2.4	5.4	6.6						
Avg. Stride Freq. [Hz]	2.3	2.5	2.4	2.5	2.4	2.3	2.3						
Avg. Stride Length [m]	6.2	6.8	7.0	6.9	6.7	6.5	6.2						

