



**Ladbroke's Cannon Park Professional**  
**Race 1: MY VILLAGE BAKEHOUSE Maiden Plate - 950m**  
**24 June 2025 - 12:52**



Track Rating: Soft 5, Weather: Fine, Rail Position: +2m Entire

Section						Overall	800m	600m	400m	200m	Last 600m	
Field Times						0:55.27 (0:10.23)	0:45.04 (0:10.70)	0:34.34 (0:10.89)	0:23.45 (0:11.30)	0:12.15 (0:12.15)	0:34.34	
Rank	TAB	Horse/Jockey	Barrier	Top Speed [km/h]	Fastest Section						Margin	Distance Travelled [m]
1	2	TIPPED OFF	5	68.3	0:10.23	0:55.27 [1]	0:45.04 [1]	0:34.34 [1]	0:23.45 [1]	0:12.15 [1]	0:55.27	0:34.34
		Chris Meehan		800m	Overall	(0:10.23)	(0:10.70)	(0:10.89)	(0:11.30)	(0:12.15)		
2	4	GERALDINE'S WISH	1	70.0	0:10.46	0:55.82 [2]	0:44.56 [5]	0:34.10 [5]	0:23.33 [5]	0:12.12 [4]	3.24L	0:34.10 +6
		Krysten Swaffer		600m	800m	(0:11.26)	(0:10.46)	(0:10.77)	(0:11.21)	(0:12.12)		
3	1	INNOVATES	3	68.1	0:10.46	0:56.10 [3]	0:45.64 [3]	0:34.89 [3]	0:24.11 [3]	0:12.58 [2]	4.89L	0:34.89 -5
		Jackson Murphy		800m	Overall	(0:10.46)	(0:10.75)	(0:10.78)	(0:11.53)	(0:12.58)		
4	3	MAVEN	4	68.2	0:10.33	0:56.38 [4]	0:46.05 [2]	0:35.33 [2]	0:24.39 [2]	0:12.75 [3]	6.52L	0:35.33 +2
		Ryan Wiggins		600m	Overall	(0:10.33)	(0:10.72)	(0:10.94)	(0:11.64)	(0:12.75)		
5	5	KELLISA	2	68.8	0:10.74	0:56.53 [5]	0:45.74 [4]	0:34.90 [4]	0:24.16 [4]	0:12.69 [5]	7.43L	0:34.90 +1
		Sean Cormack		600m	600m	(0:10.79)	(0:10.84)	(0:10.74)	(0:11.47)	(0:12.69)		

Scratched: Point Two (#6)



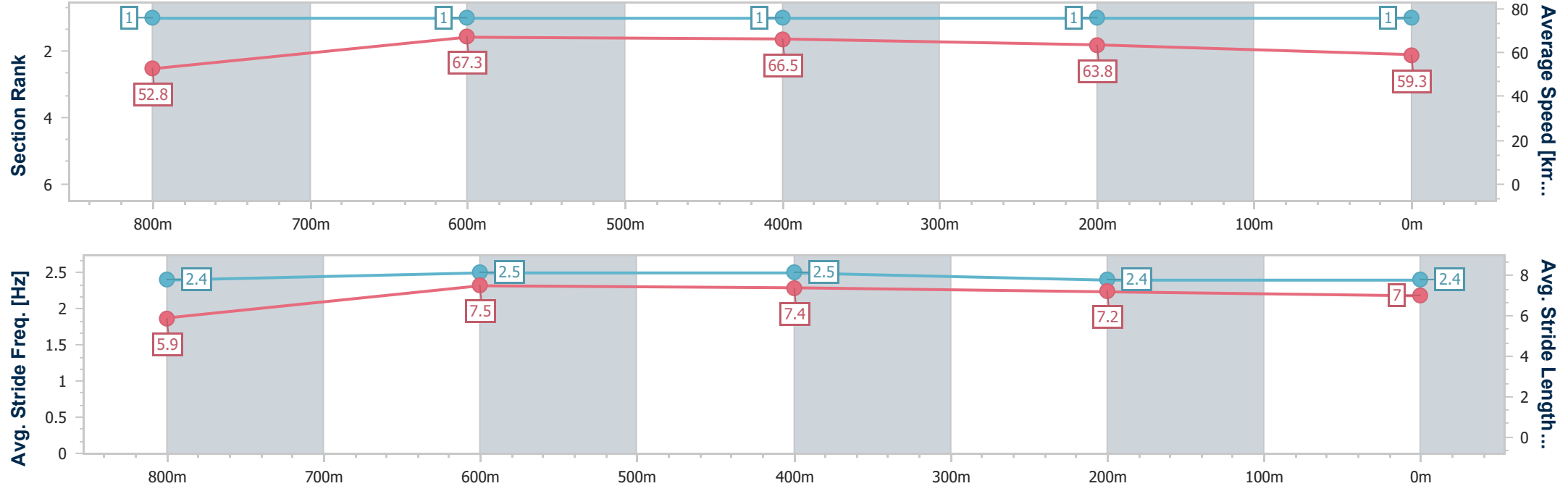
Horse/Jockey Name	Tipped Off
Final Rank	1
Fastest Section Time (Section)	0:10.23 (Overall)
Top Speed [km/h] (Section)	68.3 (800m)
Race State	Finished



Ladbrokes Cannon ParkProfessional  
Race 1: MY VILLAGE BAKEHOUSE Maiden Plate - 950m  
24 June 2025 - 12:52  
Track Rating: Soft 5, Weather: Fine, Rail Position: +2m Entire



Section	Overall	800m	600m	400m	200m														
Section Times	0:55.27 [1] (0:10.23)	0:45.04 [1] (0:10.70)	0:34.34 [1] (0:10.89)	0:23.45 [1] (0:11.30)	0:12.15 [1] (0:12.15)														
Average Speed [km/h]	52.8	67.3	66.5	63.8	59.3														
Top Speed [km/h]	67.4	68.3	67.8	65.1	62.2														
Avg. Dist. to Rail [m]	3.9	0.5	0.7	1.1	0.5														
Avg. Stride Freq. [Hz]	2.4	2.5	2.5	2.4	2.4														
Avg. Stride Length [m]	5.9	7.5	7.4	7.2	7.0														





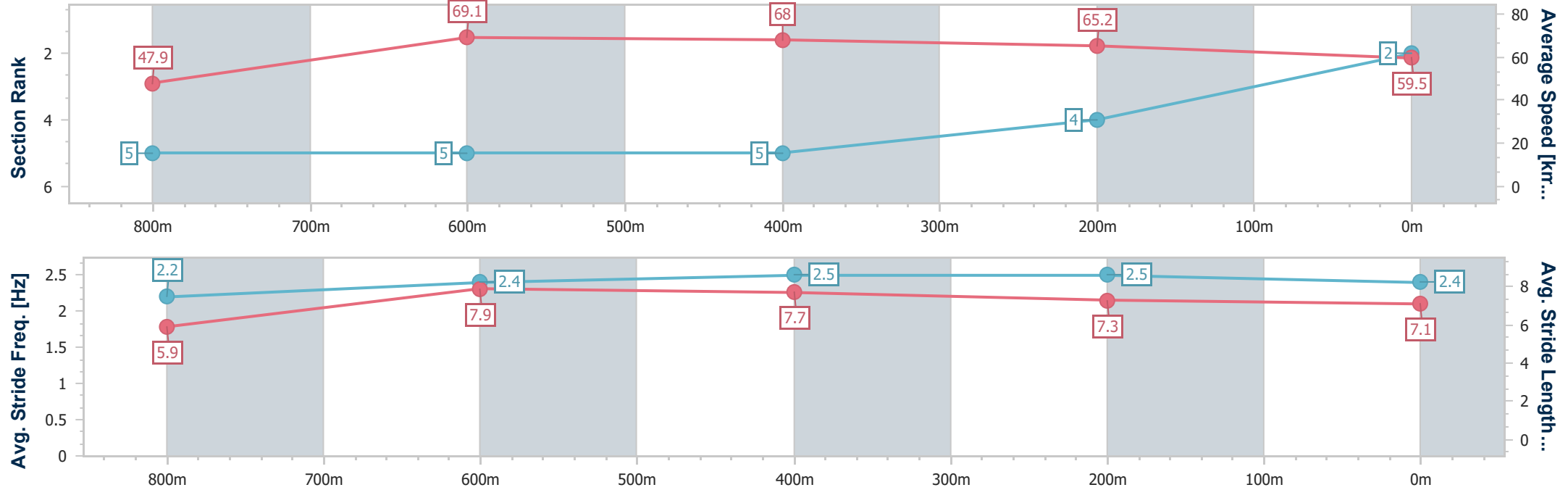
Horse/Jockey Name	Geraldine's Wish
Final Rank	2
Fastest Section Time (Section)	0:10.46 (800m)
Top Speed [km/h] (Section)	70.0 (600m)
Race State	Finished



Ladbrokes Cannon ParkProfessional  
Race 1: MY VILLAGE BAKEHOUSE Maiden Plate - 950m  
24 June 2025 - 12:52  
Track Rating: Soft 5, Weather: Fine, Rail Position: +2m Entire



Section	Overall	800m	600m	400m	200m														
Section Times	0:55.82 [2] (0:11.26)	0:44.56 [5] (0:10.46)	0:34.10 [5] (0:10.77)	0:23.33 [5] (0:11.21)	0:12.12 [4] (0:12.12)														
Average Speed [km/h]	47.9	69.1	68.0	65.2	59.5														
Top Speed [km/h]	67.5	69.9	70.0	66.7	63.5														
Avg. Dist. to Rail [m]	1.0	0.8	2.9	6.4	4.9														
Avg. Stride Freq. [Hz]	2.2	2.4	2.5	2.5	2.4														
Avg. Stride Length [m]	5.9	7.9	7.7	7.3	7.1														





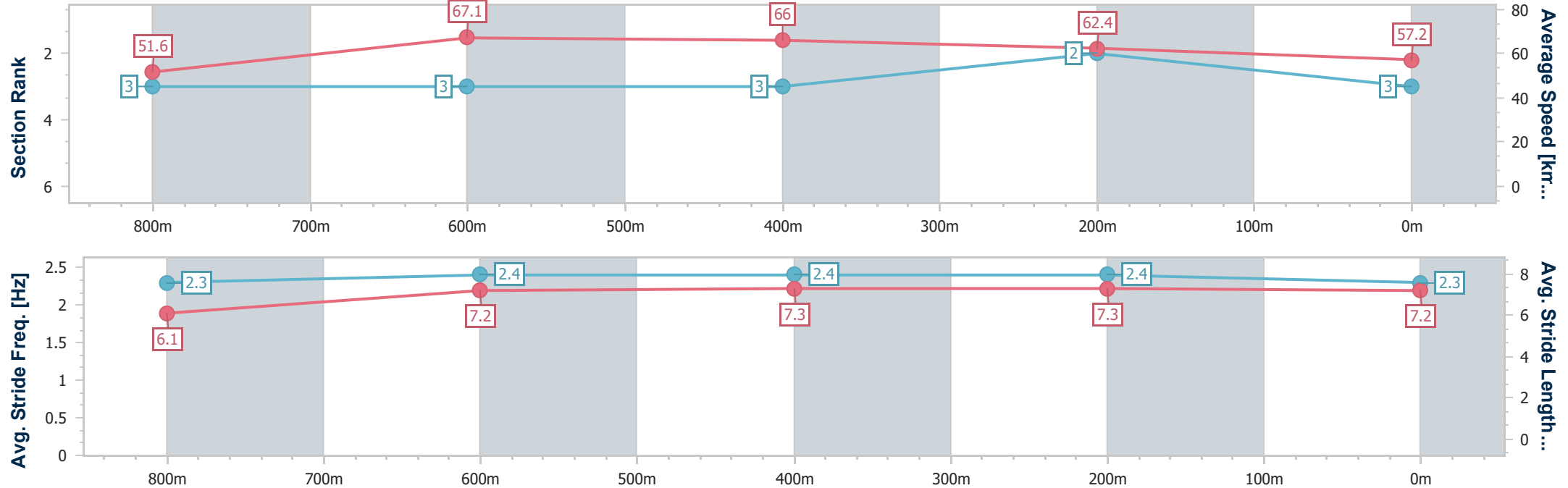
Horse/Jockey Name	Innovates
Final Rank	3
Fastest Section Time (Section)	0:10.46 (Overall)
Top Speed [km/h] (Section)	68.1 (800m)
Race State	Finished



Ladbrokes Cannon ParkProfessional  
Race 1: MY VILLAGE BAKEHOUSE Maiden Plate - 950m  
24 June 2025 - 12:52  
Track Rating: Soft 5, Weather: Fine, Rail Position: +2m Entire



Section	Overall	800m	600m	400m	200m															
Section Times	0:56.10 [3] (0:10.46)	0:45.64 [3] (0:10.75)	0:34.89 [3] (0:10.78)	0:24.11 [3] (0:11.53)	0:12.58 [2] (0:12.58)															
Average Speed [km/h]	51.6	67.1	66.0	62.4	57.2															
Top Speed [km/h]	66.5	68.1	67.3	63.3	61.6															
Avg. Dist. to Rail [m]	2.3	0.8	2.0	0.9	1.0															
Avg. Stride Freq. [Hz]	2.3	2.4	2.4	2.4	2.3															
Avg. Stride Length [m]	6.1	7.2	7.3	7.3	7.2															







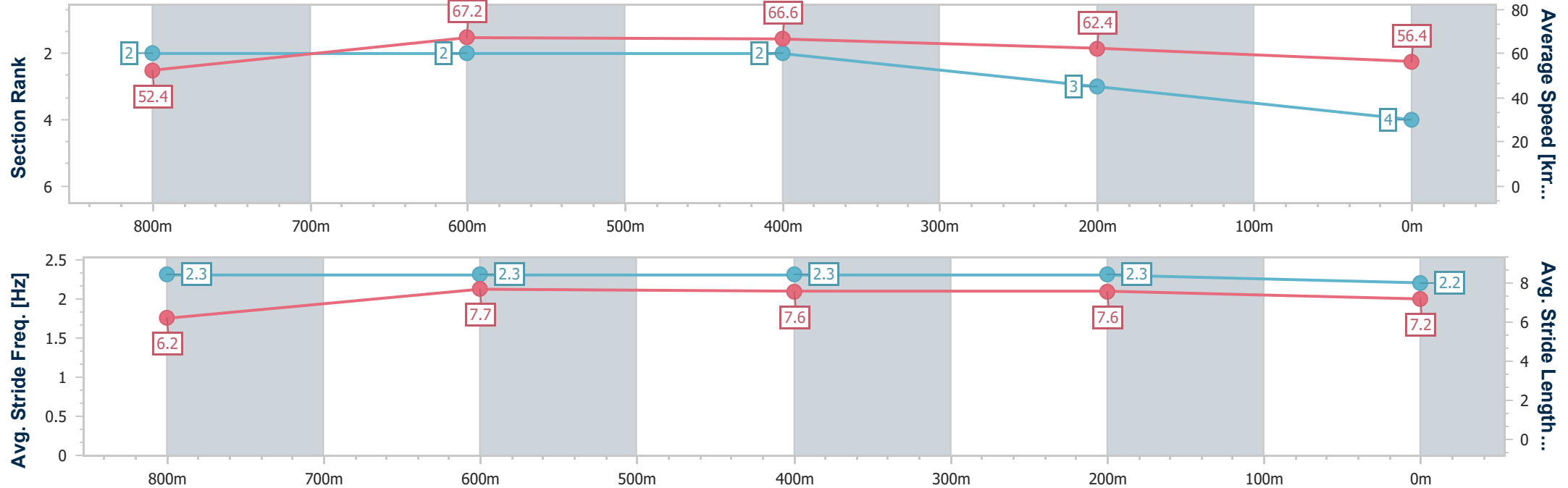
Horse/Jockey Name	Maven
Final Rank	4
Fastest Section Time (Section)	0:10.33 (Overall)
Top Speed [km/h] (Section)	68.2 (600m)
Race State	Finished



Ladbroke's Cannon Park Professional  
Race 1: MY VILLAGE BAKEHOUSE Maiden Plate - 950m  
24 June 2025 - 12:52  
Track Rating: Soft 5, Weather: Fine, Rail Position: +2m Entire



Section	Overall	800m	600m	400m	200m										
Section Times	0:56.38 [4] (0:10.33)	0:46.05 [2] (0:10.72)	0:35.33 [2] (0:10.94)	0:24.39 [2] (0:11.64)	0:12.75 [3] (0:12.75)										
Average Speed [km/h]	52.4	67.2	66.6	62.4	56.4										
Top Speed [km/h]	65.9	67.9	68.2	64.3	60.2										
Avg. Dist. to Rail [m]	3.1	1.5	2.0	3.6	3.6										
Avg. Stride Freq. [Hz]	2.3	2.3	2.3	2.3	2.2										
Avg. Stride Length [m]	6.2	7.7	7.6	7.6	7.2										





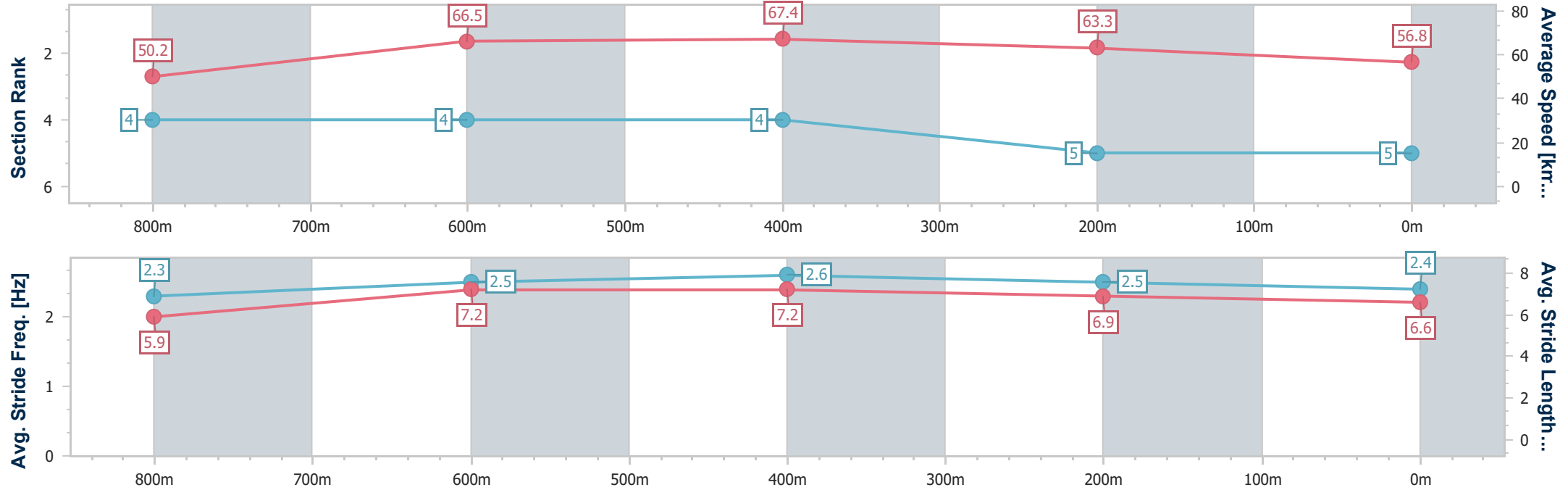
Horse/Jockey Name	Kellisa
Final Rank	5
Fastest Section Time (Section)	0:10.74 (600m)
Top Speed [km/h] (Section)	68.8 (600m)
Race State	Finished



Ladbrokes Cannon ParkProfessional  
Race 1: MY VILLAGE BAKEHOUSE Maiden Plate - 950m  
24 June 2025 - 12:52  
Track Rating: Soft 5, Weather: Fine, Rail Position: +2m Entire



Section	Overall	800m	600m	400m	200m														
Section Times	0:56.53 [5] (0:10.79)	0:45.74 [4] (0:10.84)	0:34.90 [4] (0:10.74)	0:24.16 [4] (0:11.47)	0:12.69 [5] (0:12.69)														
Average Speed [km/h]	50.2	66.5	67.4	63.3	56.8														
Top Speed [km/h]	65.1	68.6	68.8	65.1	61.4														
Avg. Dist. to Rail [m]	1.0	0.3	0.9	4.8	5.2														
Avg. Stride Freq. [Hz]	2.3	2.5	2.6	2.5	2.4														
Avg. Stride Length [m]	5.9	7.2	7.2	6.9	6.6														





**Ladbrokes Cannon Park Professional**  
**Race 2: FUTURE COMPUTERS Two, Three & Four Year Maiden Handicap**  
**- 1250m**  
**24 June 2025 - 13:27**



Track Rating: Soft 5, Weather: Fine, Rail Position: +2m Entire

Section		Overall				1000m	800m	600m	400m	200m	Last 600m		
Field Times		1:15.23 (0:16.93)				0:58.30 (0:11.20)	0:47.10 (0:11.58)	0:35.52 (0:11.99)	0:23.53 (0:11.45)	0:12.08 (0:12.08)	0:35.52		
Rank	TAB	Horse/Jockey	Barrier	Top Speed [km/h]	Fastest Section							Margin	Distance Travelled [m]
1	1	SWATOW	1	64.7	0:11.34	1:15.23 [1]	0:58.27 [2]	0:46.93 [2]	0:35.30 [2]	0:23.53 [1]	0:12.08 [1]	1:15.23	0:35.30
		Sean Cormack		Overall	1000m	(0:16.96)	(0:11.34)	(0:11.63)	(0:11.77)	(0:11.45)	(0:12.08)		
2	7	HOLD MY HALO	2	65.3	0:11.33	1:15.69 [2]	0:58.61 [3]	0:47.28 [3]	0:35.69 [3]	0:23.65 [4]	0:11.72 [3]	2.7L	0:35.69 +6
		Wanderson D'Avila		Overall	1000m	(0:17.08)	(0:11.33)	(0:11.59)	(0:12.04)	(0:11.93)	(0:11.72)		
3	4	MAKEMINEMILO	3	65.3	0:11.49	1:15.81 [3]	0:58.56 [4]	0:47.07 [6]	0:35.51 [6]	0:23.66 [5]	0:11.77 [4]	3.41L	0:35.51 +9
		Isabella Teh		1000m	1000m	(0:17.25)	(0:11.49)	(0:11.56)	(0:11.85)	(0:11.89)	(0:11.77)		
4	2	GOLDEN OCTAVIAN	5	66.3	0:11.54	1:15.97 [4]	0:59.04 [1]	0:47.50 [4]	0:35.93 [4]	0:24.05 [2]	0:12.31 [2]	4.31L	0:35.93 +15
		Ryan Wiggins		Overall	1000m	(0:16.93)	(0:11.54)	(0:11.57)	(0:11.88)	(0:11.74)	(0:12.31)		
5	5	BRAVOS CARLOS	6	68.7	0:10.81	1:18.23 [5]	1:00.91 [5]	0:50.10 [1]	0:38.52 [1]	0:26.23 [3]	0:13.57 [5]	17.6L	0:38.52 +8
		Krysten Swaffer		Overall	1000m	(0:17.32)	(0:10.81)	(0:11.58)	(0:12.29)	(0:12.66)	(0:13.57)		
6	3	WICKED RED SOCKS	4	66.6	0:11.34	1:18.77 [6]	1:01.44 [6]	0:50.10 [5]	0:38.52 [5]	0:26.26 [6]	0:13.52 [6]	20.81L	0:38.52 +14
		Chris Meehan		Overall	1000m	(0:17.33)	(0:11.34)	(0:11.58)	(0:12.26)	(0:12.74)	(0:13.52)		

Scratched: Overwatch (#6)



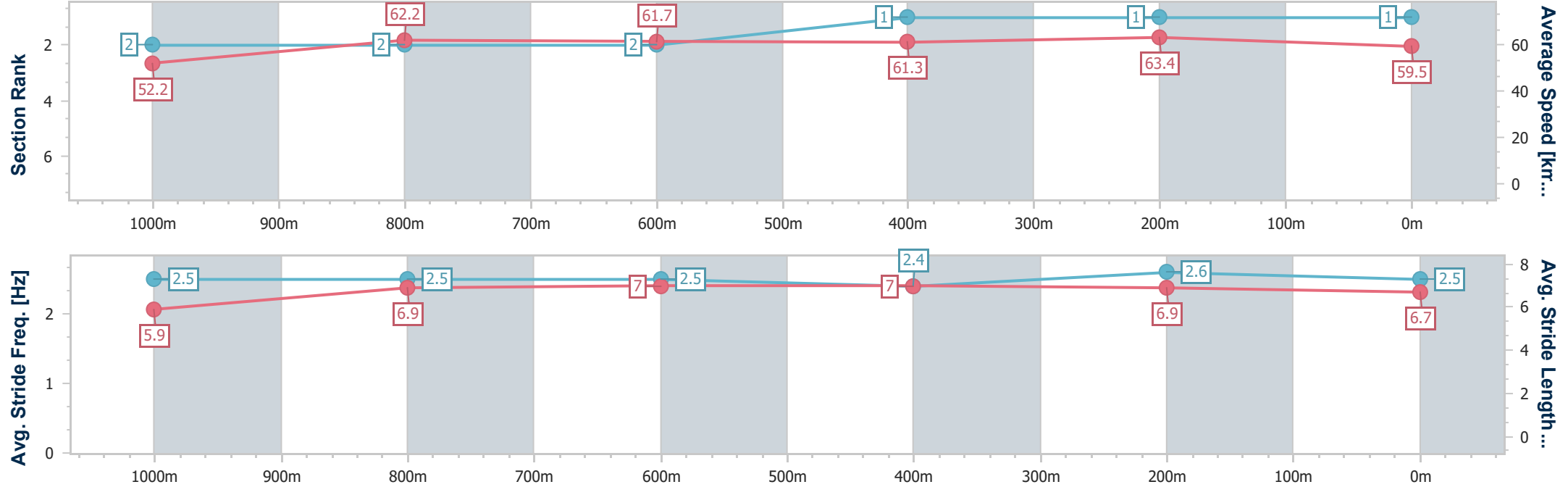
Horse/Jockey Name	Swatow
Final Rank	1
Fastest Section Time (Section)	0:11.34 (1000m)
Top Speed [km/h] (Section)	64.7 (Overall)
Race State	Finished



Ladbrokes Cannon Park Professional  
Race 2: FUTURE COMPUTERS Two, Three & Four Year Maiden  
Handicap - 1250m  
24 June 2025 - 13:27  
Track Rating: Soft 5, Weather: Fine, Rail Position: +2m Entire



Section	Overall	1000m	800m	600m	400m	200m								
Section Times	1:15.23 [1] (0:16.96)	0:58.27 [2] (0:11.34)	0:46.93 [2] (0:11.63)	0:35.30 [2] (0:11.77)	0:23.53 [1] (0:11.45)	0:12.08 [1] (0:12.08)								
Average Speed [km/h]	52.2	62.2	61.7	61.3	63.4	59.5								
Top Speed [km/h]	64.7	63.5	63.1	62.2	64.1	63.0								
Avg. Dist. to Rail [m]	5.1	2.9	0.6	1.4	2.7	2.3								
Avg. Stride Freq. [Hz]	2.5	2.5	2.5	2.4	2.6	2.5								
Avg. Stride Length [m]	5.9	6.9	7.0	7.0	6.9	6.7								





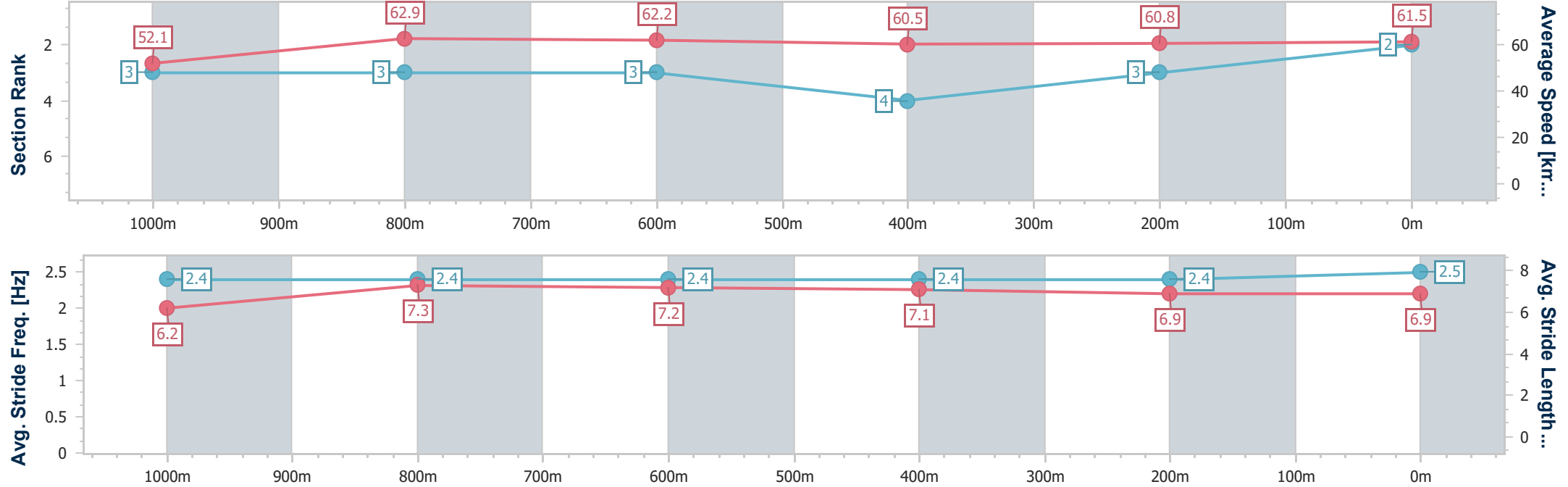
Horse/Jockey Name	Hold My Halo
Final Rank	2
Fastest Section Time (Section)	0:11.33 (1000m)
Top Speed [km/h] (Section)	65.3 (Overall)
Race State	Finished



Ladbrokes Cannon Park Professional  
Race 2: FUTURE COMPUTERS Two, Three & Four Year Maiden  
Handicap - 1250m  
24 June 2025 - 13:27  
Track Rating: Soft 5, Weather: Fine, Rail Position: +2m Entire



Section	Overall	1000m	800m	600m	400m	200m							
Section Times	1:15.69 [2] (0:17.08)	0:58.61 [3] (0:11.33)	0:47.28 [3] (0:11.59)	0:35.69 [3] (0:12.04)	0:23.65 [4] (0:11.93)	0:11.72 [3] (0:11.72)							
Average Speed [km/h]	52.1	62.9	62.2	60.5	60.8	61.5							
Top Speed [km/h]	65.3	64.6	64.6	61.9	62.8	62.7							
Avg. Dist. to Rail [m]	2.8	2.4	0.8	1.7	2.2	1.3							
Avg. Stride Freq. [Hz]	2.4	2.4	2.4	2.4	2.4	2.5							
Avg. Stride Length [m]	6.2	7.3	7.2	7.1	6.9	6.9							





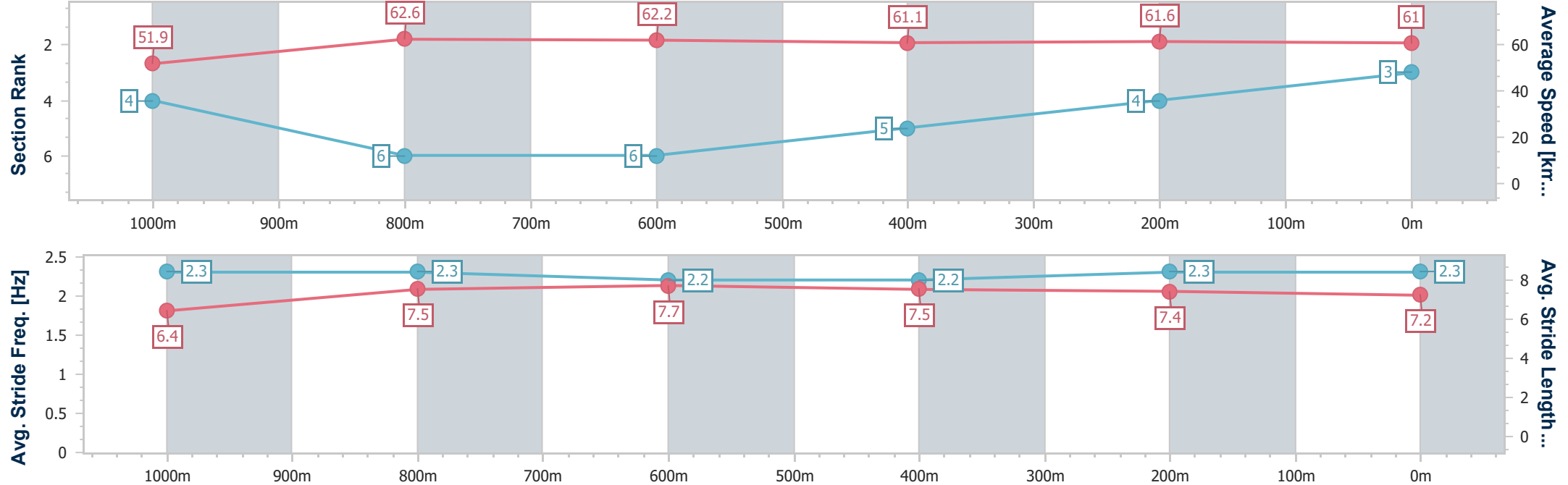
Horse/Jockey Name	Makeminemilo
Final Rank	3
Fastest Section Time (Section)	0:11.49 (1000m)
Top Speed [km/h] (Section)	65.3 (1000m)
Race State	Finished



Ladbroke's Cannon Park Professional  
Race 2: FUTURE COMPUTERS Two, Three & Four Year Maiden  
Handicap - 1250m  
24 June 2025 - 13:27  
Track Rating: Soft 5, Weather: Fine, Rail Position: +2m Entire



Section	Overall	1000m	800m	600m	400m	200m							
Section Times	1:15.81 [3] (0:17.25)	0:58.56 [4] (0:11.49)	0:47.07 [6] (0:11.56)	0:35.51 [6] (0:11.85)	0:23.66 [5] (0:11.89)	0:11.77 [4] (0:11.77)							
Average Speed [km/h]	51.9	62.6	62.2	61.1	61.6	61.0							
Top Speed [km/h]	64.9	65.3	63.3	62.3	62.7	62.5							
Avg. Dist. to Rail [m]	1.9	1.5	0.8	1.8	6.1	5.4							
Avg. Stride Freq. [Hz]	2.3	2.3	2.2	2.2	2.3	2.3							
Avg. Stride Length [m]	6.4	7.5	7.7	7.5	7.4	7.2							





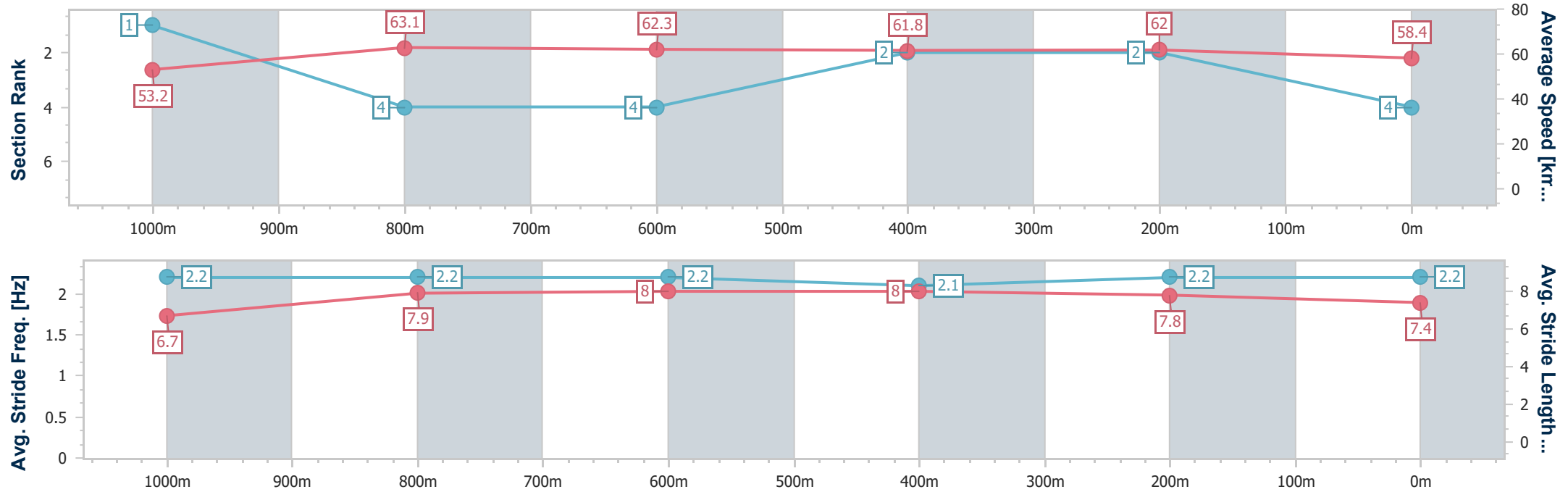
Horse/Jockey Name	Golden Octavian
Final Rank	4
Fastest Section Time (Section)	0:11.54 (1000m)
Top Speed [km/h] (Section)	66.3 (Overall)
Race State	Finished



Ladbrokes Cannon ParkProfessional  
Race 2: FUTURE COMPUTERS Two, Three & Four Year Maiden  
Handicap - 1250m  
24 June 2025 - 13:27  
Track Rating: Soft 5, Weather: Fine, Rail Position: +2m Entire



Section	Overall	1000m	800m	600m	400m	200m								
Section Times	1:15.97 [4] (0:16.93)	0:59.04 [1] (0:11.54)	0:47.50 [4] (0:11.57)	0:35.93 [4] (0:11.88)	0:24.05 [2] (0:11.74)	0:12.31 [2] (0:12.31)								
Average Speed [km/h]	53.2	63.1	62.3	61.8	62.0	58.4								
Top Speed [km/h]	66.3	63.9	63.8	63.6	63.7	59.3								
Avg. Dist. to Rail [m]	2.2	2.0	3.3	3.7	3.5	3.4								
Avg. Stride Freq. [Hz]	2.2	2.2	2.2	2.1	2.2	2.2								
Avg. Stride Length [m]	6.7	7.9	8.0	8.0	7.8	7.4								





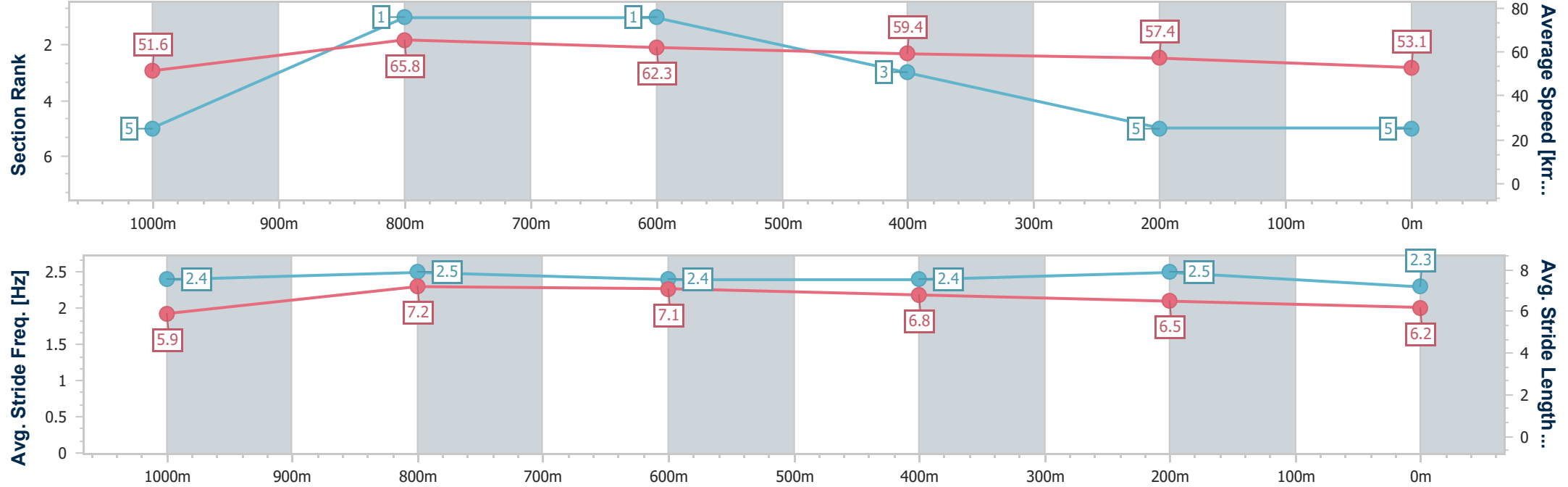
Horse/Jockey Name	Bravos Carlos
Final Rank	5
Fastest Section Time (Section)	0:10.81 (1000m)
Top Speed [km/h] (Section)	68.7 (Overall)
Race State	Finished



Ladbrokes Cannon Park Professional  
Race 2: FUTURE COMPUTERS Two, Three & Four Year Maiden  
Handicap - 1250m  
24 June 2025 - 13:27  
Track Rating: Soft 5, Weather: Fine, Rail Position: +2m Entire



Section	Overall	1000m	800m	600m	400m	200m							
Section Times	1:18.23 [5] (0:17.32)	1:00.91 [5] (0:10.81)	0:50.10 [1] (0:11.58)	0:38.52 [1] (0:12.29)	0:26.23 [3] (0:12.66)	0:13.57 [5] (0:13.57)							
Average Speed [km/h]	51.6	65.8	62.3	59.4	57.4	53.1							
Top Speed [km/h]	68.7	68.5	64.4	61.5	58.6	56.2							
Avg. Dist. to Rail [m]	2.2	2.0	0.3	1.9	3.2	2.0							
Avg. Stride Freq. [Hz]	2.4	2.5	2.4	2.4	2.5	2.3							
Avg. Stride Length [m]	5.9	7.2	7.1	6.8	6.5	6.2							







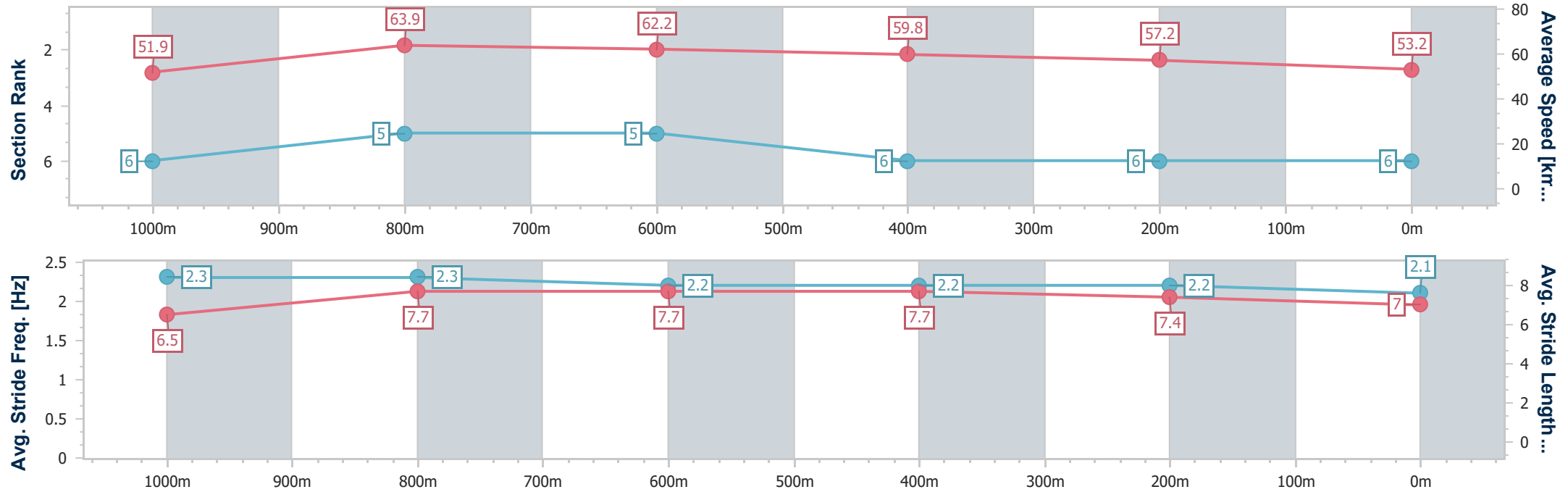
Horse/Jockey Name	Wicked Red Socks
Final Rank	6
Fastest Section Time (Section)	0:11.34 (1000m)
Top Speed [km/h] (Section)	66.6 (Overall)
Race State	Finished



Ladbrokes Cannon Park Professional  
Race 2: FUTURE COMPUTERS Two, Three & Four Year Maiden  
Handicap - 1250m  
24 June 2025 - 13:27  
Track Rating: Soft 5, Weather: Fine, Rail Position: +2m Entire



Section	Overall	1000m	800m	600m	400m	200m								
Section Times	1:18.77 [6] (0:17.33)	1:01.44 [6] (0:11.34)	0:50.10 [5] (0:11.58)	0:38.52 [5] (0:12.26)	0:26.26 [6] (0:12.74)	0:13.52 [6] (0:13.52)								
Average Speed [km/h]	51.9	63.9	62.2	59.8	57.2	53.2								
Top Speed [km/h]	66.6	66.3	63.7	60.7	58.5	56.6								
Avg. Dist. to Rail [m]	2.2	1.4	3.3	3.0	1.9	1.9								
Avg. Stride Freq. [Hz]	2.3	2.3	2.2	2.2	2.2	2.1								
Avg. Stride Length [m]	6.5	7.7	7.7	7.7	7.4	7.0								



[ ] Ranking at each section and finish  
-.-.- No data available at this section  
NA No data available



**Ladbroke's Cannon Park Professional**  
**Race 3: LADBROKES QUICK MULTI Class 3 Handicap - 1400m**  
**24 June 2025 - 14:04**



Track Rating: Soft 5, Weather: Fine, Rail Position: +2m Entire

Section		Overall				1200m	1000m	800m	600m	400m	Last 600m	
Field Times		1:24.41				1:09.58	0:58.98	0:47.80	0:36.39	0:24.87	0:36.39	
		(0:14.83)				(0:10.60)	(0:11.18)	(0:11.41)	(0:11.52)	(0:12.06)		
Rank	TAB	Horse/Jockey	Barrier	Top Speed [km/h]	Fastest Section							Distance Travelled [m]
1	3	MOEGREEN	3	67.8	0:10.67	1:24.41 [1]	1:09.29 [3]	0:58.62 [4]	0:47.38 [4]	0:36.05 [3]	0:24.63 [3]	0:36.05
		Sean Cormack		1200m	1200m	(0:15.12)	(0:10.67)	(0:11.24)	(0:11.33)	(0:11.42)	(0:11.88)	
2	2	BOLD FEELING	4	70.3	0:10.66	1:24.46 [2]	1:09.63 [1]	0:58.97 [2]	0:47.60 [2]	0:36.26 [2]	0:24.80 [2]	0:36.26 +10
		Ashley Butler		1200m	1200m	(0:14.83)	(0:10.66)	(0:11.37)	(0:11.34)	(0:11.46)	(0:11.94)	
3	1	HARROW	2	68.9	0:10.38	1:25.07 [3]	1:10.02 [2]	0:59.64 [1]	0:48.46 [1]	0:37.05 [1]	0:25.53 [1]	0:37.05 -3
		Ryan Wiggins		Overall	1200m	(0:15.05)	(0:10.38)	(0:11.18)	(0:11.41)	(0:11.52)	(0:12.14)	
4	6	REDAVNI	1	68.9	0:10.46	1:26.50 [4]	1:11.35 [4]	1:00.89 [3]	0:49.51 [3]	0:37.96 [4]	0:26.11 [4]	0:37.96 +0
		Nathan Thomas		1200m	1200m	(0:15.15)	(0:10.46)	(0:11.38)	(0:11.55)	(0:11.85)	(0:12.43)	

Scratched: Set The Sails (#4), She's A Mission (#7), The Honey Badger (#5), Brand New (#8)



**Ladbroke's Cannon Park Professional**  
**Race 3: LADBROKES QUICK MULTI Class 3 Handicap - 1400m**  
**24 June 2025 - 14:04**



Track Rating: Soft 5, Weather: Fine, Rail Position: +2m Entire

Section						200m			Last 600m
Field Times						0:12.81 (0:12.81)			0:36.39
Rank	TAB	Horse/Jockey	Barrier	Top Speed [km/h]	Fastest Section	Margin		Distance Travelled [m]	
1	3	MOEGREEN	3	67.8	0:10.67	0:12.75 [2]	1:24.41	0:36.05	
		Sean Cormack		1200m	1200m	(0:12.75)			
2	2	BOLD FEELING	4	70.3	0:10.66	0:12.86 [1]	0.24L	0:36.26 +10	
		Ashley Butler		1200m	1200m	(0:12.86)			
3	1	HARROW	2	68.9	0:10.38	0:13.39 [3]	3.88L	0:37.05 -3	
		Ryan Wiggins		Overall	1200m	(0:13.39)			
4	6	REDAVNI	1	68.9	0:10.46	0:13.68 [4]	12.24L	0:37.96 +0	
		Nathan Thomas		1200m	1200m	(0:13.68)			

Scratched: Set The Sails (#4), She's A Mission (#7), The Honey Badger (#5), Brand New (#8)



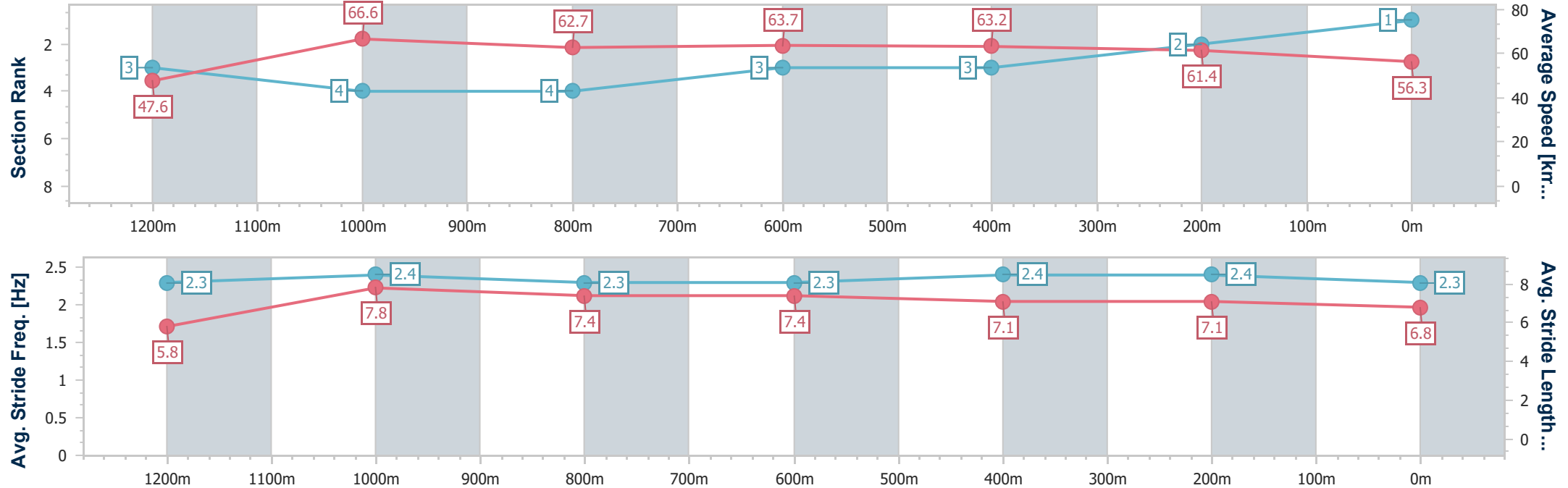
Horse/Jockey Name	Moegreen
Final Rank	1
Fastest Section Time (Section)	0:10.67 (1200m)
Top Speed [km/h] (Section)	67.8 (1200m)
Race State	Finished



Ladbroke's Cannon Park Professional  
Race 3: LADBROKES QUICK MULTI Class 3 Handicap - 1400m  
24 June 2025 - 14:04  
Track Rating: Soft 5, Weather: Fine, Rail Position: +2m Entire



Section	Overall	1200m	1000m	800m	600m	400m	200m						
Section Times	1:24.41 [1] (0:15.12)	1:09.29 [3] (0:10.67)	0:58.62 [4] (0:11.24)	0:47.38 [4] (0:11.33)	0:36.05 [3] (0:11.42)	0:24.63 [3] (0:11.88)	0:12.75 [2] (0:12.75)						
Average Speed [km/h]	47.6	66.6	62.7	63.7	63.2	61.4	56.3						
Top Speed [km/h]	67.0	67.8	64.7	65.1	65.1	62.6	59.0						
Avg. Dist. to Rail [m]	4.6	2.0	3.0	0.4	1.0	5.4	5.7						
Avg. Stride Freq. [Hz]	2.3	2.4	2.3	2.3	2.4	2.4	2.3						
Avg. Stride Length [m]	5.8	7.8	7.4	7.4	7.1	7.1	6.8						





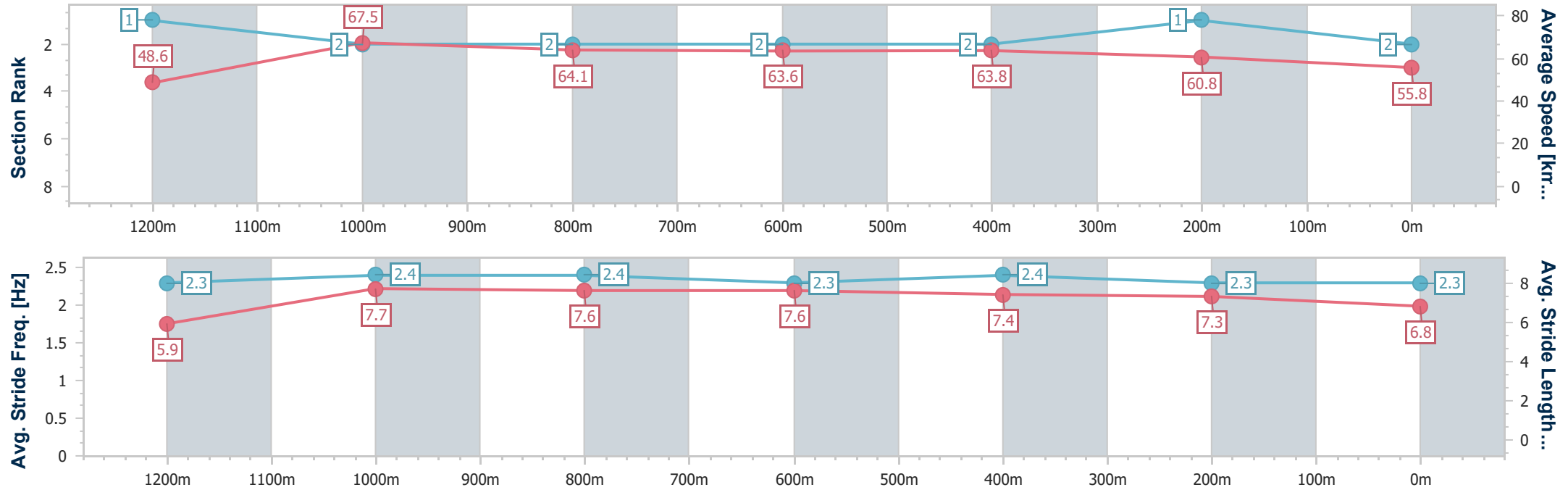
Horse/Jockey Name	Bold Feeling
Final Rank	2
Fastest Section Time (Section)	0:10.66 (1200m)
Top Speed [km/h] (Section)	70.3 (1200m)
Race State	Finished



Ladbroke's Cannon Park Professional  
Race 3: LADBROKES QUICK MULTI Class 3 Handicap - 1400m  
24 June 2025 - 14:04  
Track Rating: Soft 5, Weather: Fine, Rail Position: +2m Entire



Section	Overall	1200m	1000m	800m	600m	400m	200m						
Section Times	1:24.46 [2] (0:14.83)	1:09.63 [1] (0:10.66)	0:58.97 [2] (0:11.37)	0:47.60 [2] (0:11.34)	0:36.26 [2] (0:11.46)	0:24.80 [2] (0:11.94)	0:12.86 [1] (0:12.86)						
Average Speed [km/h]	48.6	67.5	64.1	63.6	63.8	60.8	55.8						
Top Speed [km/h]	68.7	70.3	65.7	65.9	65.8	62.9	57.6						
Avg. Dist. to Rail [m]	3.8	0.6	2.4	4.1	2.6	3.1	2.0						
Avg. Stride Freq. [Hz]	2.3	2.4	2.4	2.3	2.4	2.3	2.3						
Avg. Stride Length [m]	5.9	7.7	7.6	7.6	7.4	7.3	6.8						





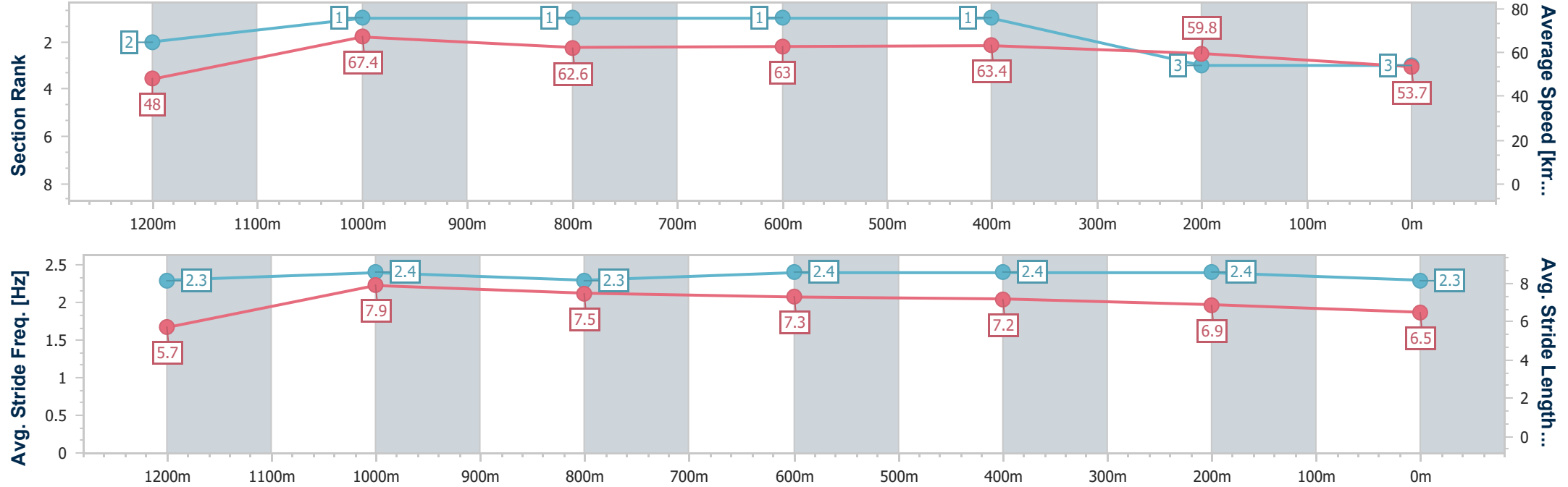
Horse/Jockey Name	Harrow
Final Rank	3
Fastest Section Time (Section)	0:10.38 (1200m)
Top Speed [km/h] (Section)	68.9 (Overall)
Race State	Finished



Ladbroke's Cannon Park Professional  
Race 3: LADBROKES QUICK MULTI Class 3 Handicap - 1400m  
24 June 2025 - 14:04  
Track Rating: Soft 5, Weather: Fine, Rail Position: +2m Entire



Section	Overall	1200m	1000m	800m	600m	400m	200m						
Section Times	1:25.07 [3] (0:15.05)	1:10.02 [2] (0:10.38)	0:59.64 [1] (0:11.18)	0:48.46 [1] (0:11.41)	0:37.05 [1] (0:11.52)	0:25.53 [1] (0:12.14)	0:13.39 [3] (0:13.39)						
Average Speed [km/h]	48.0	67.4	62.6	63.0	63.4	59.8	53.7						
Top Speed [km/h]	68.9	68.9	64.7	64.1	64.5	62.2	57.9						
Avg. Dist. to Rail [m]	10.0	6.8	4.0	0.2	1.9	3.5	1.7						
Avg. Stride Freq. [Hz]	2.3	2.4	2.3	2.4	2.4	2.4	2.3						
Avg. Stride Length [m]	5.7	7.9	7.5	7.3	7.2	6.9	6.5						





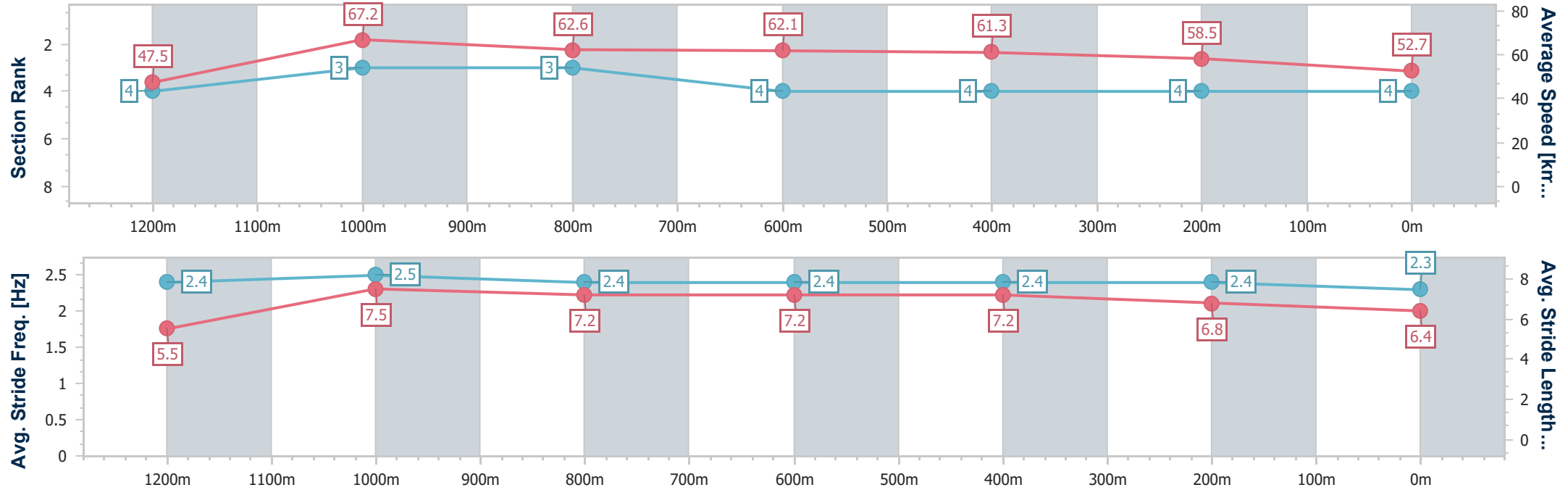
Horse/Jockey Name	Redavni
Final Rank	4
Fastest Section Time (Section)	0:10.46 (1200m)
Top Speed [km/h] (Section)	68.9 (1200m)
Race State	Finished



Ladbroke's Cannon Park Professional  
Race 3: LADBROKES QUICK MULTI Class 3 Handicap - 1400m  
24 June 2025 - 14:04  
Track Rating: Soft 5, Weather: Fine, Rail Position: +2m Entire



Section	Overall	1200m	1000m	800m	600m	400m	200m						
Section Times	1:26.50 [4] (0:15.15)	1:11.35 [4] (0:10.46)	1:00.89 [3] (0:11.38)	0:49.51 [3] (0:11.55)	0:37.96 [4] (0:11.85)	0:26.11 [4] (0:12.43)	0:13.68 [4] (0:13.68)						
Average Speed [km/h]	47.5	67.2	62.6	62.1	61.3	58.5	52.7						
Top Speed [km/h]	67.7	68.9	64.0	63.0	62.9	60.8	56.2						
Avg. Dist. to Rail [m]	12.2	7.2	2.2	1.7	1.4	2.6	1.6						
Avg. Stride Freq. [Hz]	2.4	2.5	2.4	2.4	2.4	2.4	2.3						
Avg. Stride Length [m]	5.5	7.5	7.2	7.2	7.2	6.8	6.4						





**Ladbroke's Cannon Park Professional**  
**Race 4: KENSINGTON PARK BM60 Handicap - 1500m**  
**24 June 2025 - 14:42**



Track Rating: Soft 5, Weather: Fine, Rail Position: +2m Entire

Section						Overall	1400m	1200m	1000m	800m	600m	400m	Last 600m	
Field Times						1:29.06 (0:08.45)	1:20.61 (0:10.47)	1:10.14 (0:10.31)	0:59.83 (0:10.71)	0:49.12 (0:11.53)	0:37.59 (0:11.92)	0:25.67 (0:12.53)	0:37.59	
Rank	TAB	Horse/Jockey	Barrier	Top Speed [km/h]	Fastest Section									Distance Travelled [m]
1	3	SET THE SAILS	3	70.7	0:08.45	1:29.06 [1]	1:20.61 [1]	1:10.14 [1]	0:59.50 [3]	0:48.34 [4]	0:37.02 [3]	0:25.12 [4]	0:37.02	
		Jackson Murphy		1400m	Overall	(0:08.45)	(0:10.47)	(0:10.64)	(0:11.16)	(0:11.32)	(0:11.90)	(0:12.05)		
2	4	SEVENTIES HIT	8	70.0	0:08.50	1:29.29 [2]	1:20.79 [2]	1:10.32 [2]	0:59.76 [2]	0:48.72 [2]	0:37.45 [2]	0:25.58 [2]	0:37.45	+3
		Ryan Wiggins		1400m	Overall	(0:08.50)	(0:10.47)	(0:10.56)	(0:11.04)	(0:11.27)	(0:11.87)	(0:12.54)		
3	8	KICKAGOAL KENNY	2	70.3	0:08.60	1:29.46 [3]	1:20.86 [3]	1:10.45 [3]	0:59.89 [4]	0:48.81 [3]	0:37.30 [4]	0:25.54 [3]	0:37.30	+3
		Krysten Swaffer		1400m	Overall	(0:08.60)	(0:10.41)	(0:10.56)	(0:11.08)	(0:11.51)	(0:11.76)	(0:12.18)		
4	1	LISTENTOZOU	7	71.3	0:08.90	1:29.57 [4]	1:20.67 [6]	1:10.54 [4]	1:00.34 [1]	0:49.63 [1]	0:38.10 [1]	0:26.18 [1]	0:38.10	+6
		Ashley Butler		1200m	Overall	(0:08.90)	(0:10.13)	(0:10.20)	(0:10.71)	(0:11.53)	(0:11.92)	(0:12.53)		
5	5	THE HONEY BADGER	1	69.9	0:09.22	1:29.60 [5]	1:20.38 [8]	1:09.81 [8]	0:59.25 [7]	0:47.92 [7]	0:36.53 [6]	0:24.68 [8]	0:36.53	+2
		Nathan Thomas		1400m	Overall	(0:09.22)	(0:10.57)	(0:10.56)	(0:11.33)	(0:11.39)	(0:11.85)	(0:12.00)		
6	7	GROVERS PREDICTION	4	69.9	0:08.66	1:29.84 [6]	1:21.18 [4]	1:10.68 [5]	0:59.94 [5]	0:48.67 [5]	0:37.48 [5]	0:25.68 [5]	0:37.48	+1
		Jason Taylor		1400m	Overall	(0:08.66)	(0:10.50)	(0:10.74)	(0:11.27)	(0:11.19)	(0:11.80)	(0:12.25)		
7	6	FANG IT	5	66.6	0:08.77	1:30.35 [7]	1:21.58 [5]	1:10.85 [6]	1:00.06 [6]	0:48.77 [6]	0:37.26 [7]	0:25.55 [7]	0:37.26	+1
		Chris Meehan		1400m	Overall	(0:08.77)	(0:10.73)	(0:10.79)	(0:11.29)	(0:11.51)	(0:11.71)	(0:12.33)		
8	2	SOUTHERN FRONT	6	68.4	0:08.95	1:30.97 [8]	1:22.02 [7]	1:11.27 [7]	1:00.49 [8]	0:49.22 [8]	0:37.77 [8]	0:26.18 [6]	0:37.77	+0
		Ivo Fry		1400m	Overall	(0:08.95)	(0:10.75)	(0:10.78)	(0:11.27)	(0:11.45)	(0:11.59)	(0:12.26)		





**Ladbroke's Cannon Park Professional**  
**Race 4: KENSINGTON PARK BM60 Handicap - 1500m**  
**24 June 2025 - 14:42**



Track Rating: Soft 5, Weather: Fine, Rail Position: +2m Entire

Section Field Times		200m 0:13.14 (0:13.14)		Last 600m 0:37.59			
Rank	TAB	Horse/Jockey	Barrier	Top Speed [km/h]	Fastest Section	Margin	Distance Travelled [m]
1	3	SET THE SAILS	3	70.7	0:08.45	0:13.07 [2]	1:29.06
		Jackson Murphy		1400m	Overall	(0:13.07)	0:37.02
2	4	SEVENTIES HIT	8	70.0	0:08.50	0:13.04 [4]	1.33L
		Ryan Wiggins		1400m	Overall	(0:13.04)	0:37.45 +3
3	8	KICKAGOAL KENNY	2	70.3	0:08.60	0:13.36 [3]	2.34L
		Krysten Swaffer		1400m	Overall	(0:13.36)	0:37.30 +3
4	1	LISTENTOZOU	7	71.3	0:08.90	0:13.65 [1]	2.97L
		Ashley Butler		1200m	Overall	(0:13.65)	0:38.10 +6
5	5	THE HONEY BADGER	1	69.9	0:09.22	0:12.68 [6]	3.19L
		Nathan Thomas		1400m	Overall	(0:12.68)	0:36.53 +2
6	7	GROVERS PREDICTION	4	69.9	0:08.66	0:13.43 [5]	4.57L
		Jason Taylor		1400m	Overall	(0:13.43)	0:37.48 +1
7	6	FANG IT	5	66.6	0:08.77	0:13.22 [8]	7.58L
		Chris Meehan		1400m	Overall	(0:13.22)	0:37.26 +1
8	2	SOUTHERN FRONT	6	68.4	0:08.95	0:13.92 [7]	11.2L
		Ivo Fry		1400m	Overall	(0:13.92)	0:37.77 +0



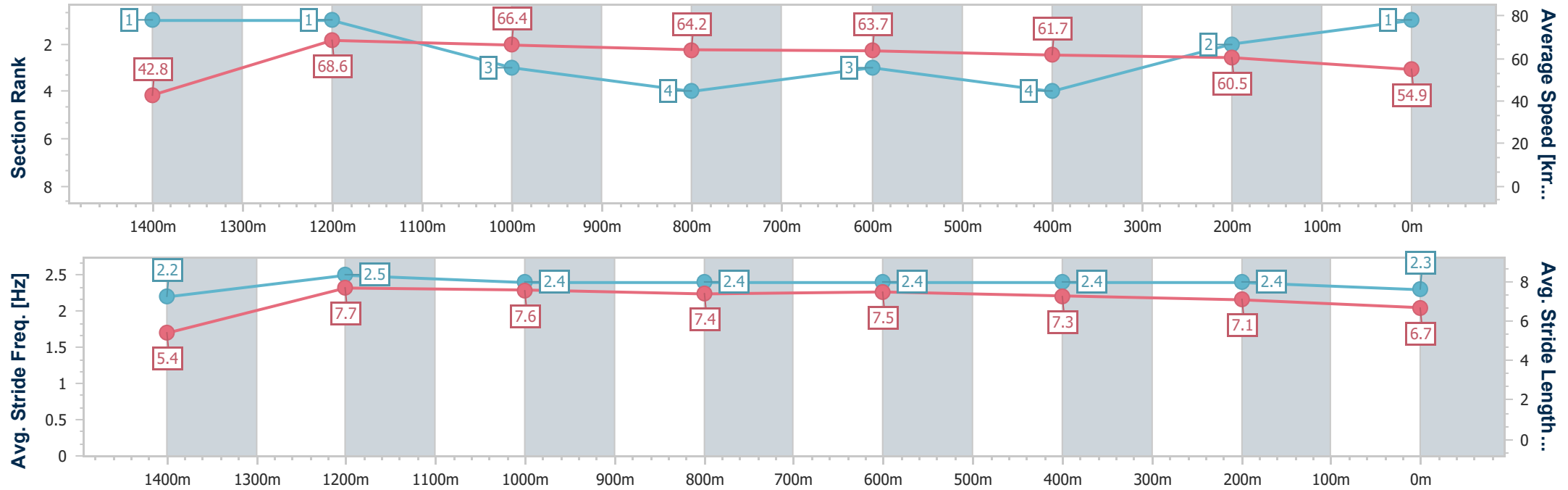
Horse/Jockey Name	Set The Sails
Final Rank	1
Fastest Section Time (Section)	0:08.45 (Overall)
Top Speed [km/h] (Section)	70.7 (1400m)
Race State	Finished



Ladbrokes Cannon ParkProfessional  
Race 4: KENSINGTON PARK BM60 Handicap - 1500m  
24 June 2025 - 14:42  
Track Rating: Soft 5, Weather: Fine, Rail Position: +2m Entire



Section	Overall	1400m	1200m	1000m	800m	600m	400m	200m					
Section Times	1:29.06 [1] (0:08.45)	1:20.61 [1] (0:10.47)	1:10.14 [1] (0:10.64)	0:59.50 [3] (0:11.16)	0:48.34 [4] (0:11.32)	0:37.02 [3] (0:11.90)	0:25.12 [4] (0:12.05)	0:13.07 [2] (0:13.07)					
Average Speed [km/h]	42.8	68.6	66.4	64.2	63.7	61.7	60.5	54.9					
Top Speed [km/h]	64.8	70.7	68.6	65.3	64.7	64.1	61.4	57.6					
Avg. Dist. to Rail [m]	6.7	7.9	6.2	2.3	3.5	3.1	6.4	9.9					
Avg. Stride Freq. [Hz]	2.2	2.5	2.4	2.4	2.4	2.4	2.4	2.3					
Avg. Stride Length [m]	5.4	7.7	7.6	7.4	7.5	7.3	7.1	6.7					





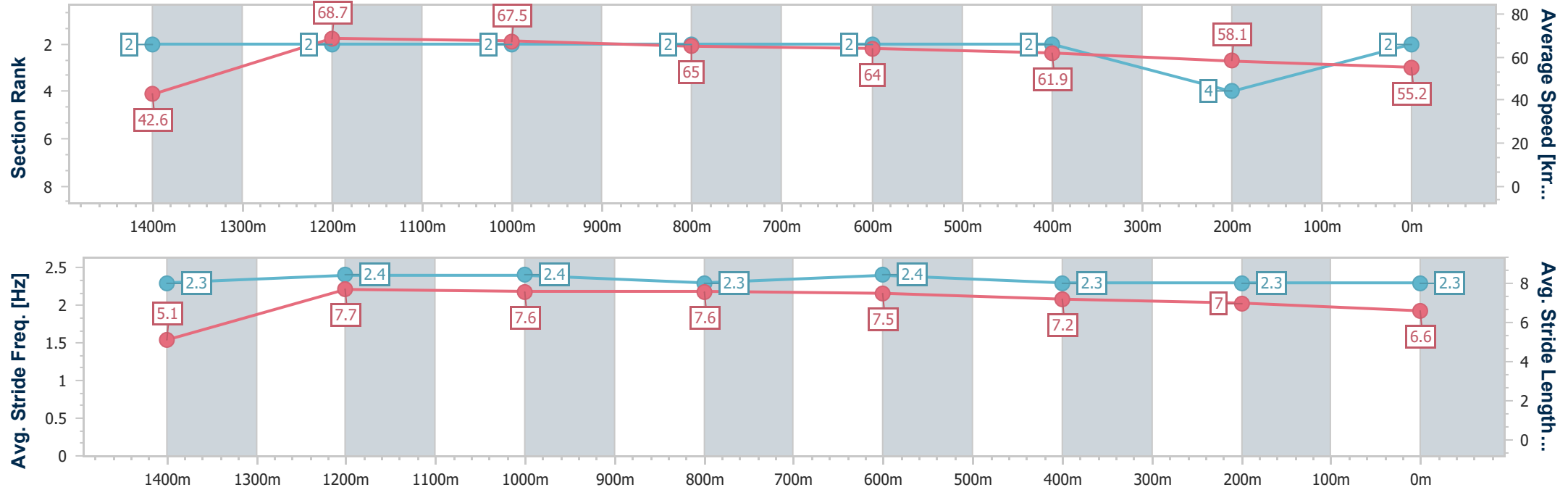
Horse/Jockey Name	Seventies Hit
Final Rank	2
Fastest Section Time (Section)	0:08.50 (Overall)
Top Speed [km/h] (Section)	70.0 (1400m)
Race State	Finished



Ladbrokes Cannon ParkProfessional  
Race 4: KENSINGTON PARK BM60 Handicap - 1500m  
24 June 2025 - 14:42  
Track Rating: Soft 5, Weather: Fine, Rail Position: +2m Entire



Section	Overall	1400m	1200m	1000m	800m	600m	400m	200m					
Section Times	1:29.29 [2] (0:08.50)	1:20.79 [2] (0:10.47)	1:10.32 [2] (0:10.56)	0:59.76 [2] (0:11.04)	0:48.72 [2] (0:11.27)	0:37.45 [2] (0:11.87)	0:25.58 [2] (0:12.54)	0:13.04 [4] (0:13.04)					
Average Speed [km/h]	42.6	68.7	67.5	65.0	64.0	61.9	58.1	55.2					
Top Speed [km/h]	65.8	70.0	68.7	66.6	64.9	63.7	59.6	56.9					
Avg. Dist. to Rail [m]	1.7	0.8	2.1	1.5	3.1	3.7	4.9	7.4					
Avg. Stride Freq. [Hz]	2.3	2.4	2.4	2.3	2.4	2.3	2.3	2.3					
Avg. Stride Length [m]	5.1	7.7	7.6	7.6	7.5	7.2	7.0	6.6					





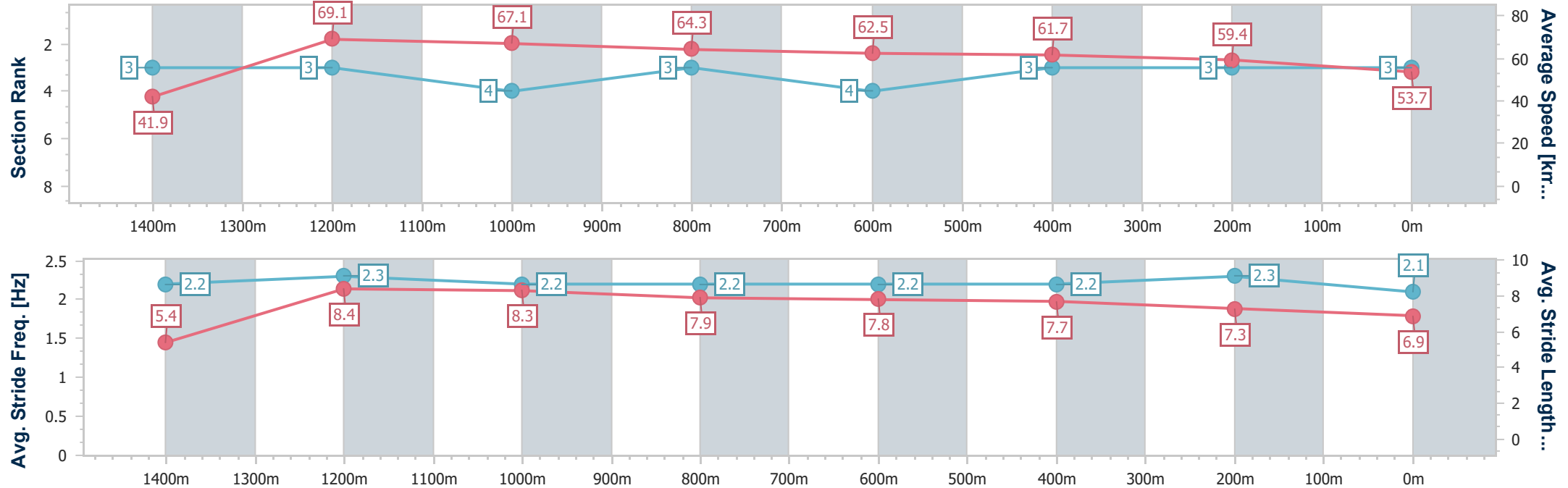
Horse/Jockey Name	Kickagoal Kenny
Final Rank	3
Fastest Section Time (Section)	0:08.60 (Overall)
Top Speed [km/h] (Section)	70.3 (1400m)
Race State	Finished



Ladbrokes Cannon ParkProfessional  
Race 4: KENSINGTON PARK BM60 Handicap - 1500m  
24 June 2025 - 14:42  
Track Rating: Soft 5, Weather: Fine, Rail Position: +2m Entire



Section	Overall	1400m	1200m	1000m	800m	600m	400m	200m					
Section Times	1:29.46 [3] (0:08.60)	1:20.86 [3] (0:10.41)	1:10.45 [3] (0:10.56)	0:59.89 [4] (0:11.08)	0:48.81 [3] (0:11.51)	0:37.30 [4] (0:11.76)	0:25.54 [3] (0:12.18)	0:13.36 [3] (0:13.36)					
Average Speed [km/h]	41.9	69.1	67.1	64.3	62.5	61.7	59.4	53.7					
Top Speed [km/h]	66.5	70.3	68.8	66.9	63.7	63.2	60.9	56.7					
Avg. Dist. to Rail [m]	8.0	6.8	4.4	1.9	1.5	1.3	2.0	2.6					
Avg. Stride Freq. [Hz]	2.2	2.3	2.2	2.2	2.2	2.2	2.3	2.1					
Avg. Stride Length [m]	5.4	8.4	8.3	7.9	7.8	7.7	7.3	6.9					





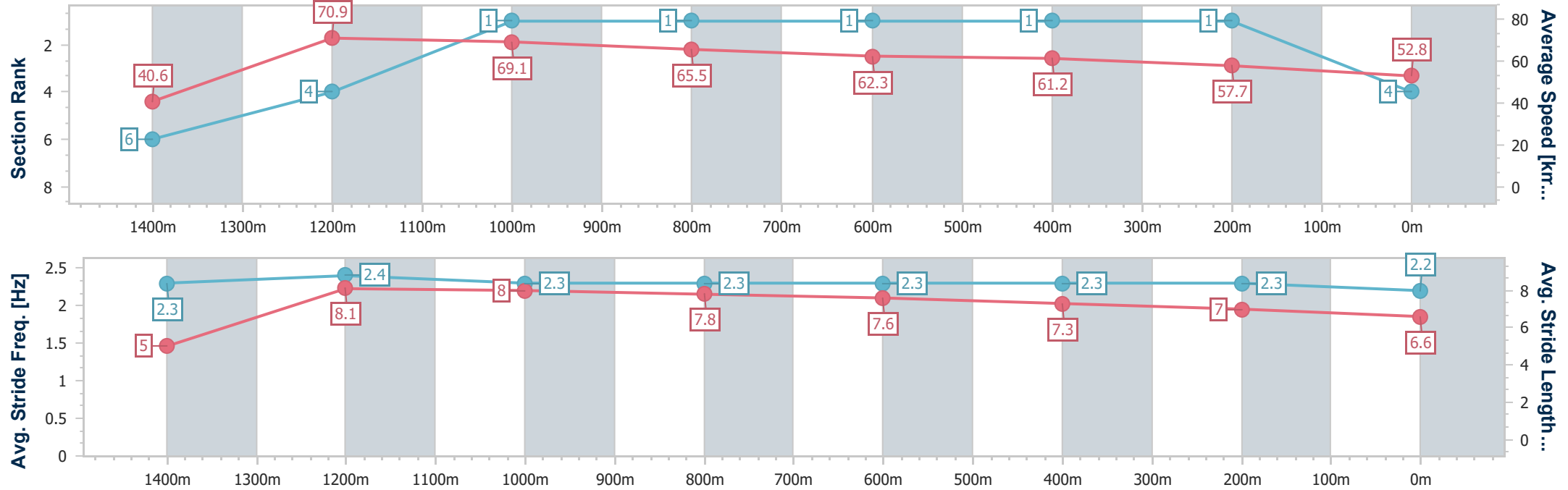
Horse/Jockey Name	Listentozou
Final Rank	4
Fastest Section Time (Section)	0:08.90 (Overall)
Top Speed [km/h] (Section)	71.3 (1200m)
Race State	Finished



Ladbrokes Cannon ParkProfessional  
Race 4: KENSINGTON PARK BM60 Handicap - 1500m  
24 June 2025 - 14:42  
Track Rating: Soft 5, Weather: Fine, Rail Position: +2m Entire



Section	Overall	1400m	1200m	1000m	800m	600m	400m	200m					
Section Times	1:29.57 [4] (0:08.90)	1:20.67 [6] (0:10.13)	1:10.54 [4] (0:10.20)	1:00.34 [1] (0:10.71)	0:49.63 [1] (0:11.53)	0:38.10 [1] (0:11.92)	0:26.18 [1] (0:12.53)	0:13.65 [1] (0:13.65)					
Average Speed [km/h]	40.6	70.9	69.1	65.5	62.3	61.2	57.7	52.8					
Top Speed [km/h]	68.8	69.5	71.3	67.0	63.7	62.6	60.5	54.7					
Avg. Dist. to Rail [m]	5.3	4.5	5.1	3.9	1.2	2.0	4.2	7.6					
Avg. Stride Freq. [Hz]	2.3	2.4	2.3	2.3	2.3	2.3	2.3	2.2					
Avg. Stride Length [m]	5.0	8.1	8.0	7.8	7.6	7.3	7.0	6.6					





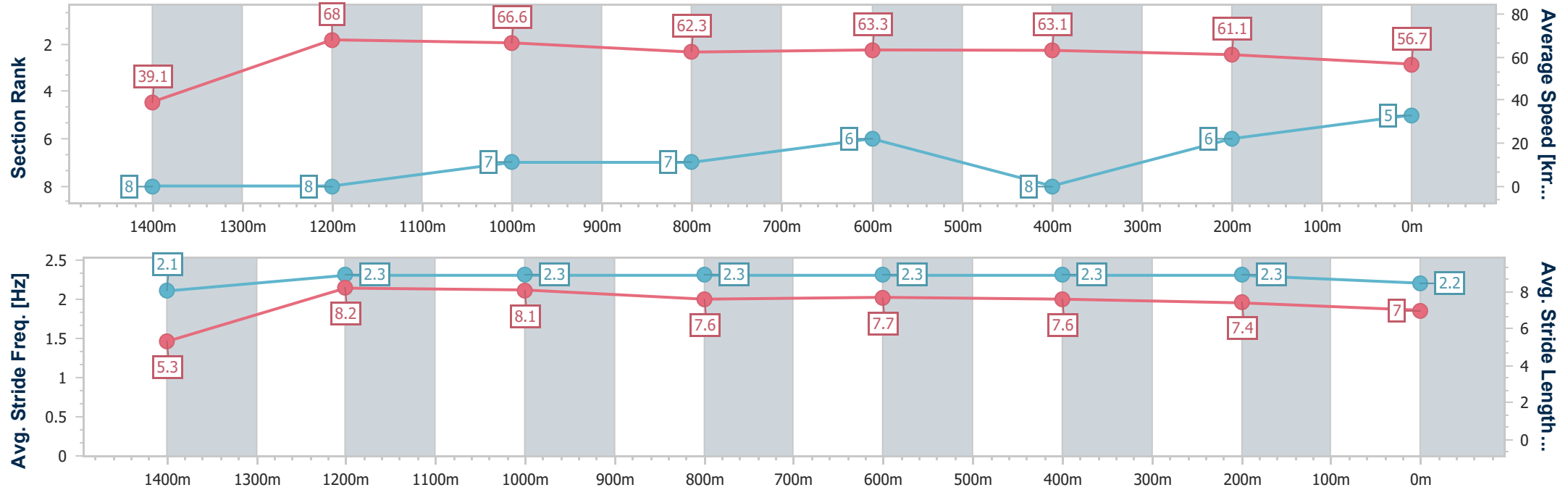
Horse/Jockey Name	The Honey Badger
Final Rank	5
Fastest Section Time (Section)	0:09.22 (Overall)
Top Speed [km/h] (Section)	69.9 (1400m)
Race State	Finished



Ladbrokes Cannon ParkProfessional  
Race 4: KENSINGTON PARK BM60 Handicap - 1500m  
24 June 2025 - 14:42  
Track Rating: Soft 5, Weather: Fine, Rail Position: +2m Entire



Section	Overall	1400m	1200m	1000m	800m	600m	400m	200m					
Section Times	1:29.60 [5] (0:09.22)	1:20.38 [8] (0:10.57)	1:09.81 [8] (0:10.56)	0:59.25 [7] (0:11.33)	0:47.92 [7] (0:11.39)	0:36.53 [6] (0:11.85)	0:24.68 [8] (0:12.00)	0:12.68 [6] (0:12.68)					
Average Speed [km/h]	39.1	68.0	66.6	62.3	63.3	63.1	61.1	56.7					
Top Speed [km/h]	64.2	69.9	68.5	64.3	65.8	65.8	62.2	59.0					
Avg. Dist. to Rail [m]	12.2	11.1	8.5	3.4	5.9	6.1	6.3	8.8					
Avg. Stride Freq. [Hz]	2.1	2.3	2.3	2.3	2.3	2.3	2.3	2.2					
Avg. Stride Length [m]	5.3	8.2	8.1	7.6	7.7	7.6	7.4	7.0					





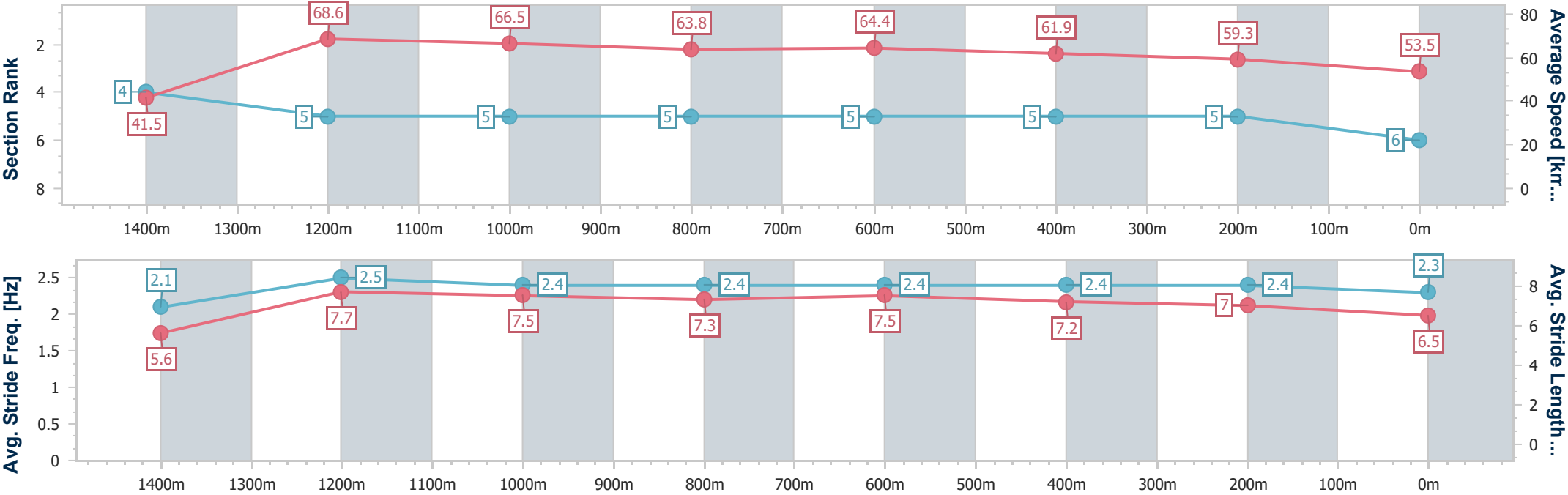
Horse/Jockey Name	Grovers Prediction
Final Rank	6
Fastest Section Time (Section)	0:08.66 (Overall)
Top Speed [km/h] (Section)	69.9 (1400m)
Race State	Finished



Ladbrokes Cannon ParkProfessional  
Race 4: KENSINGTON PARK BM60 Handicap - 1500m  
24 June 2025 - 14:42  
Track Rating: Soft 5, Weather: Fine, Rail Position: +2m Entire



Section	Overall	1400m	1200m	1000m	800m	600m	400m	200m					
Section Times	1:29.84 [6] (0:08.66)	1:21.18 [4] (0:10.50)	1:10.68 [5] (0:10.74)	0:59.94 [5] (0:11.27)	0:48.67 [5] (0:11.19)	0:37.48 [5] (0:11.80)	0:25.68 [5] (0:12.25)	0:13.43 [5] (0:13.43)					
Average Speed [km/h]	41.5	68.6	66.5	63.8	64.4	61.9	59.3	53.5					
Top Speed [km/h]	65.3	69.9	69.4	64.8	64.9	64.4	60.6	57.2					
Avg. Dist. to Rail [m]	3.9	4.5	2.8	1.4	2.7	2.6	3.9	7.5					
Avg. Stride Freq. [Hz]	2.1	2.5	2.4	2.4	2.4	2.4	2.4	2.3					
Avg. Stride Length [m]	5.6	7.7	7.5	7.3	7.5	7.2	7.0	6.5					





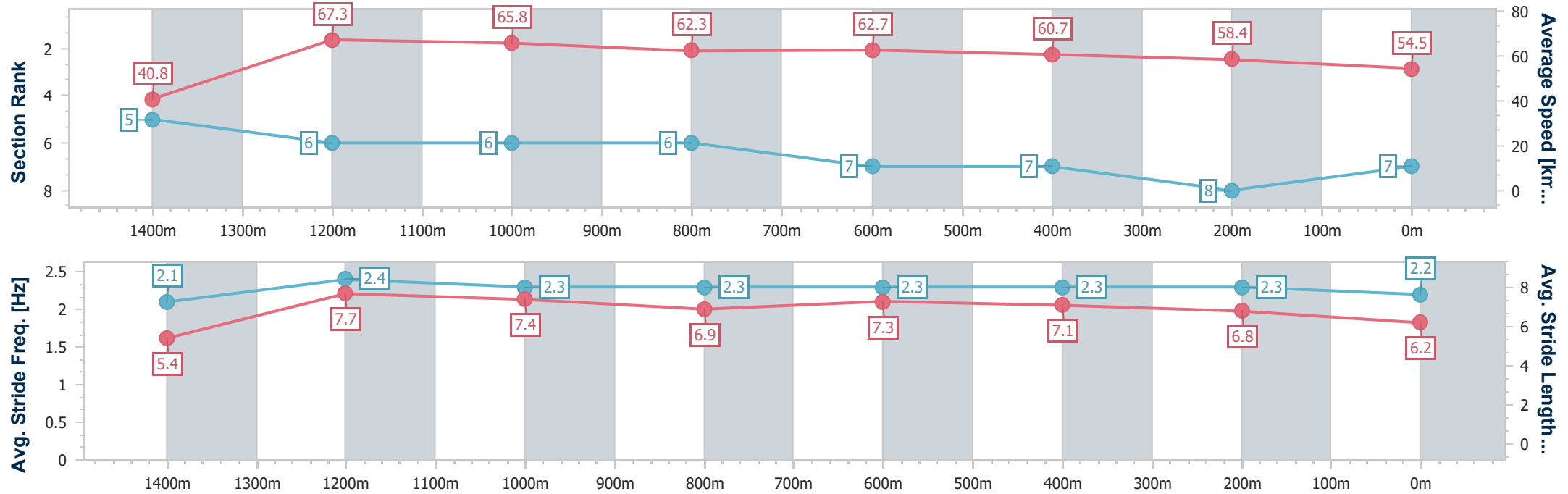
Horse/Jockey Name	Fang It
Final Rank	7
Fastest Section Time (Section)	0:08.77 (Overall)
Top Speed [km/h] (Section)	66.6 (1400m)
Race State	Finished



Ladbrokes Cannon Park Professional  
Race 4: KENSINGTON PARK BM60 Handicap - 1500m  
24 June 2025 - 14:42  
Track Rating: Soft 5, Weather: Fine, Rail Position: +2m Entire



Section	Overall	1400m	1200m	1000m	800m	600m	400m	200m					
Section Times	1:30.35 [7] (0:08.77)	1:21.58 [5] (0:10.73)	1:10.85 [6] (0:10.79)	1:00.06 [6] (0:11.29)	0:48.77 [6] (0:11.51)	0:37.26 [7] (0:11.71)	0:25.55 [7] (0:12.33)	0:13.22 [8] (0:13.22)					
Average Speed [km/h]	40.8	67.3	65.8	62.3	62.7	60.7	58.4	54.5					
Top Speed [km/h]	64.8	66.6	66.6	63.5	63.1	63.6	59.5	57.9					
Avg. Dist. to Rail [m]	2.0	2.5	3.3	2.8	0.6	1.4	1.6	2.8					
Avg. Stride Freq. [Hz]	2.1	2.4	2.3	2.3	2.3	2.3	2.3	2.2					
Avg. Stride Length [m]	5.4	7.7	7.4	6.9	7.3	7.1	6.8	6.2					







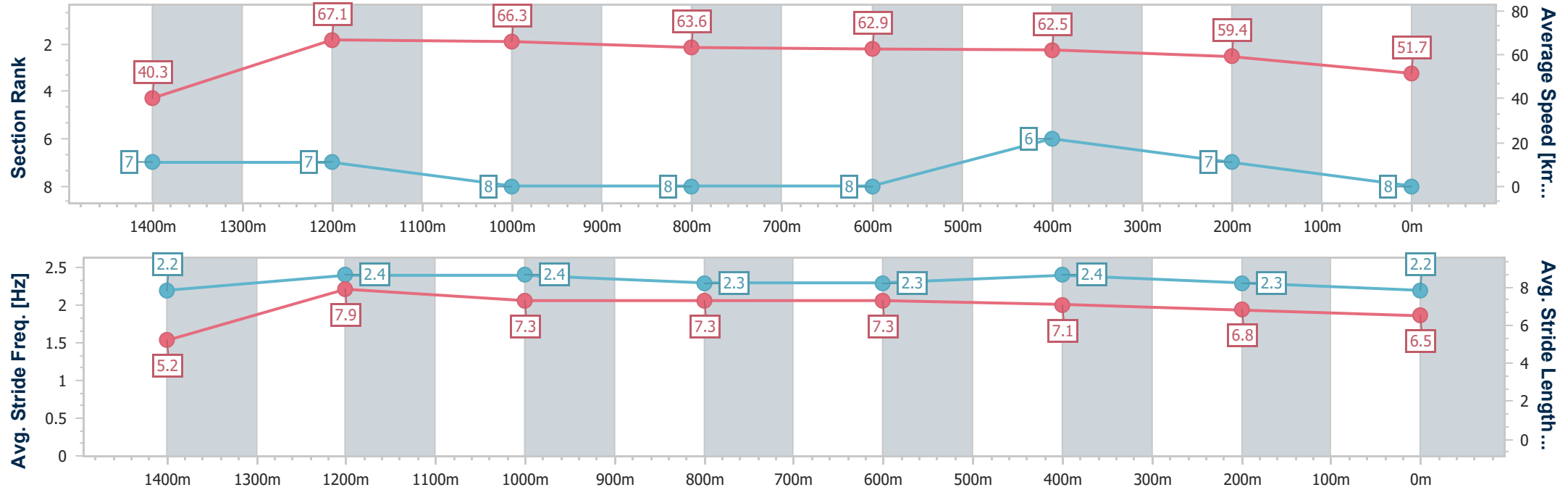
Horse/Jockey Name	Southern Front
Final Rank	8
Fastest Section Time (Section)	0:08.95 (Overall)
Top Speed [km/h] (Section)	68.4 (1400m)
Race State	Finished



Ladbrokes Cannon Park Professional  
Race 4: KENSINGTON PARK BM60 Handicap - 1500m  
24 June 2025 - 14:42  
Track Rating: Soft 5, Weather: Fine, Rail Position: +2m Entire



Section	Overall	1400m	1200m	1000m	800m	600m	400m	200m					
Section Times	1:30.97 [8] (0:08.95)	1:22.02 [7] (0:10.75)	1:11.27 [7] (0:10.78)	1:00.49 [8] (0:11.27)	0:49.22 [8] (0:11.45)	0:37.77 [8] (0:11.59)	0:26.18 [6] (0:12.26)	0:13.92 [7] (0:13.92)					
Average Speed [km/h]	40.3	67.1	66.3	63.6	62.9	62.5	59.4	51.7					
Top Speed [km/h]	62.4	68.4	67.8	64.9	63.9	63.5	61.6	56.9					
Avg. Dist. to Rail [m]	2.2	1.3	0.9	1.2	0.9	1.3	4.5	3.7					
Avg. Stride Freq. [Hz]	2.2	2.4	2.4	2.3	2.3	2.4	2.3	2.2					
Avg. Stride Length [m]	5.2	7.9	7.3	7.3	7.3	7.1	6.8	6.5					





**Ladbrokes Cannon Park Professional**  
**Race 5: CASHCOR ENGINEERING BM70 Handicap - 950m**  
**24 June 2025 - 15:18**



Track Rating: Soft 5, Weather: Fine, Rail Position: +2m Entire

Section						Overall	800m	600m	400m	200m	Last 600m		
Field Times						0:55.15 (0:10.38)	0:44.77 (0:10.42)	0:34.35 (0:11.13)	0:23.22 (0:11.38)	0:11.84 (0:11.84)	0:34.35		
Rank	TAB	Horse/Jockey	Barrier	Top Speed [km/h]	Fastest Section						Margin		
1	6	LOUD NOISE	3	68.7	0:10.56	0:55.15 [1]	0:44.59 [4]	0:33.98 [4]	0:23.06 [4]	0:11.84 [1]	0:55.15	0:33.98	
		Krysten Swaffer		800m	Overall	(0:10.56)	(0:10.61)	(0:10.92)	(0:11.22)	(0:11.84)			
2	8	IMPARDOO	8	69.4	0:10.57	0:55.28 [2]	0:44.71 [5]	0:34.03 [5]	0:23.04 [5]	0:11.76 [5]	0.74L	0:34.03	+0
		Jason Taylor		800m	Overall	(0:10.57)	(0:10.68)	(0:10.99)	(0:11.28)	(0:11.76)			
3	4	HIGHBAR	1	69.1	0:10.56	0:55.35 [3]	0:44.61 [6]	0:34.05 [6]	0:22.95 [6]	0:11.68 [6]	1.2L	0:34.05	+1
		Lauren Guernier		800m	800m	(0:10.74)	(0:10.56)	(0:11.10)	(0:11.27)	(0:11.68)			
4	9	HARTSHORN	4	71.7	0:10.28	0:55.39 [4]	0:44.86 [2]	0:34.58 [2]	0:23.46 [1]	0:12.07 [2]	1.4L	0:34.58	+0
		Sean Cormack		Overall	800m	(0:10.53)	(0:10.28)	(0:11.12)	(0:11.39)	(0:12.07)			
5	2	CROWNING MOMENT	2	70.1	0:10.53	0:55.42 [5]	0:44.87 [3]	0:34.34 [3]	0:23.41 [3]	0:11.93 [4]	1.6L	0:34.34	+1
		Ryan Wiggins		600m	800m	(0:10.55)	(0:10.53)	(0:10.93)	(0:11.48)	(0:11.93)			
6	7	SNITZAROO	6	70.9	0:10.38	0:55.56 [6]	0:45.18 [1]	0:34.76 [1]	0:23.62 [2]	0:12.15 [3]	2.43L	0:34.76	+2
		Ivo Fry		800m	Overall	(0:10.38)	(0:10.42)	(0:11.14)	(0:11.47)	(0:12.15)			
7	3	ALI'S JAB	5	68.6	0:10.71	0:55.90 [7]	0:44.87 [8]	0:34.16 [8]	0:23.18 [8]	0:11.82 [7]	4.4L	0:34.16	+2
		Wanderson D'Avila		Overall	800m	(0:11.03)	(0:10.71)	(0:10.98)	(0:11.36)	(0:11.82)			
8	1	PRINCIPESSA	7	68.8	0:10.61	0:55.93 [8]	0:44.91 [7]	0:34.30 [7]	0:23.28 [7]	0:11.79 [8]	4.59L	0:34.30	-2
		Chris Meehan		800m	800m	(0:11.02)	(0:10.61)	(0:11.02)	(0:11.49)	(0:11.79)			

Scratched: Zi Win (#5)



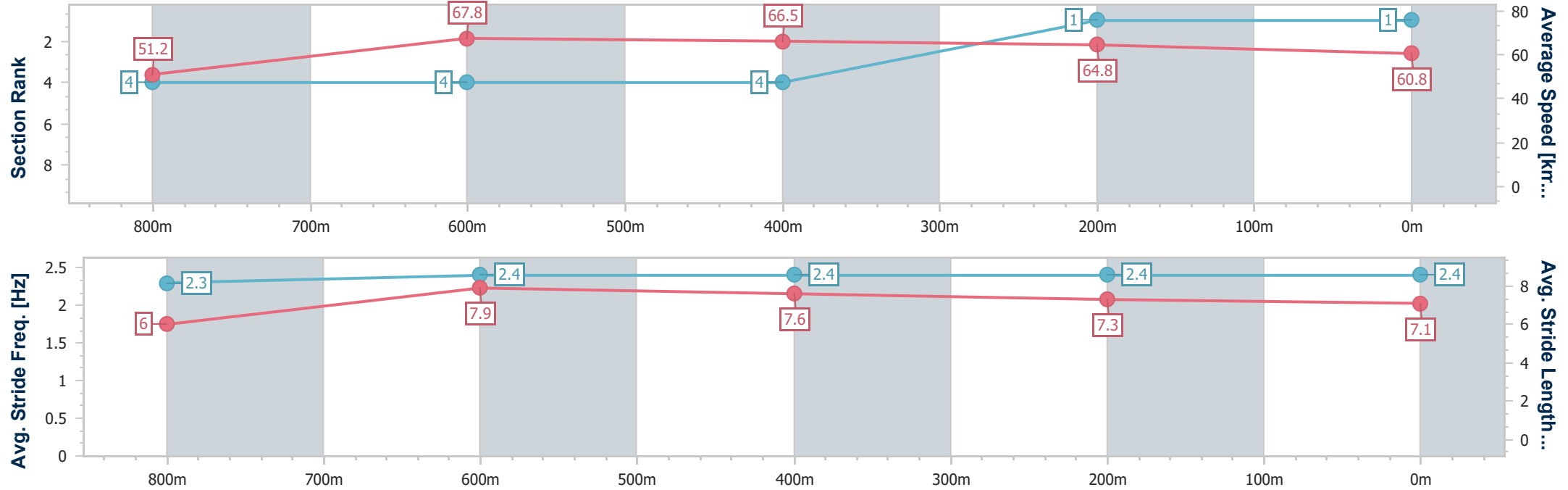
Horse/Jockey Name	Loud Noise
Final Rank	1
Fastest Section Time (Section)	0:10.56 (Overall)
Top Speed [km/h] (Section)	68.7 (800m)
Race State	Finished



Ladbrokes Cannon ParkProfessional  
Race 5: CASHCOR ENGINEERING BM70 Handicap - 950m  
24 June 2025 - 15:18  
Track Rating: Soft 5, Weather: Fine, Rail Position: +2m Entire



Section	Overall	800m	600m	400m	200m														
Section Times	0:55.15 [1] (0:10.56)	0:44.59 [4] (0:10.61)	0:33.98 [4] (0:10.92)	0:23.06 [4] (0:11.22)	0:11.84 [1] (0:11.84)														
Average Speed [km/h]	51.2	67.8	66.5	64.8	60.8														
Top Speed [km/h]	67.4	68.7	68.0	65.5	63.8														
Avg. Dist. to Rail [m]	2.4	1.3	1.4	4.3	6.3														
Avg. Stride Freq. [Hz]	2.3	2.4	2.4	2.4	2.4														
Avg. Stride Length [m]	6.0	7.9	7.6	7.3	7.1														





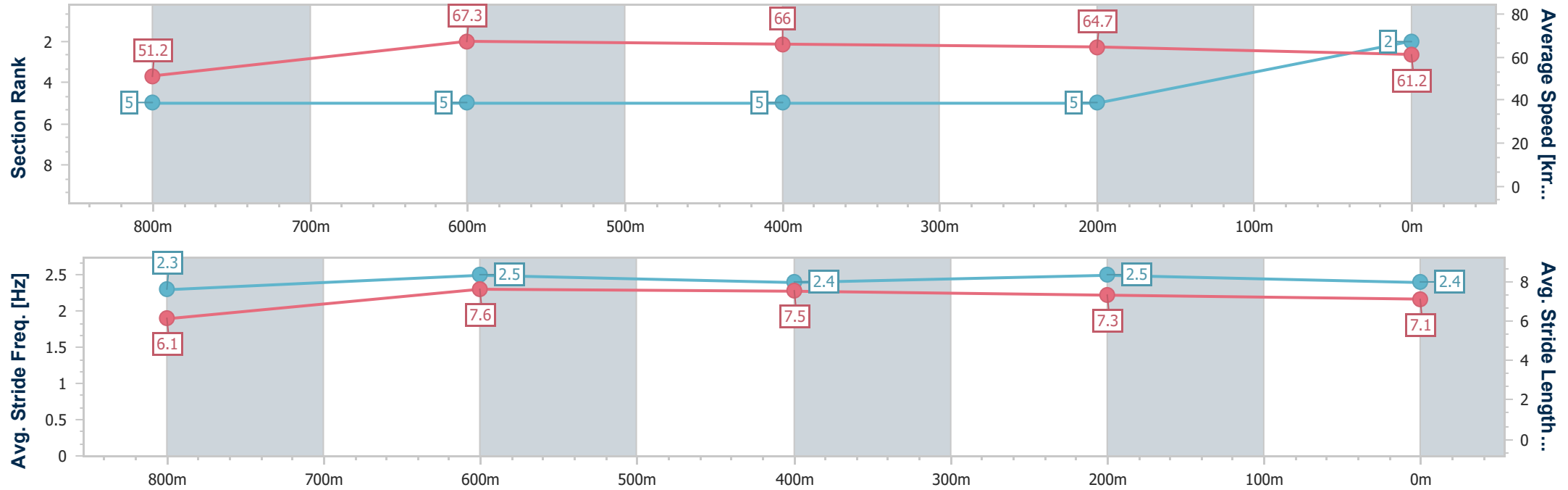
Horse/Jockey Name	Impardoo
Final Rank	2
Fastest Section Time (Section)	0:10.57 (Overall)
Top Speed [km/h] (Section)	69.4 (800m)
Race State	Finished



Ladbrokes Cannon ParkProfessional  
Race 5: CASHCOR ENGINEERING BM70 Handicap - 950m  
24 June 2025 - 15:18  
Track Rating: Soft 5, Weather: Fine, Rail Position: +2m Entire



Section	Overall	800m	600m	400m	200m														
Section Times	0:55.28 [2] (0:10.57)	0:44.71 [5] (0:10.68)	0:34.03 [5] (0:10.99)	0:23.04 [5] (0:11.28)	0:11.76 [5] (0:11.76)														
Average Speed [km/h]	51.2	67.3	66.0	64.7	61.2														
Top Speed [km/h]	69.2	69.4	67.1	65.4	63.1														
Avg. Dist. to Rail [m]	6.6	1.7	1.2	6.3	9.7														
Avg. Stride Freq. [Hz]	2.3	2.5	2.4	2.5	2.4														
Avg. Stride Length [m]	6.1	7.6	7.5	7.3	7.1														





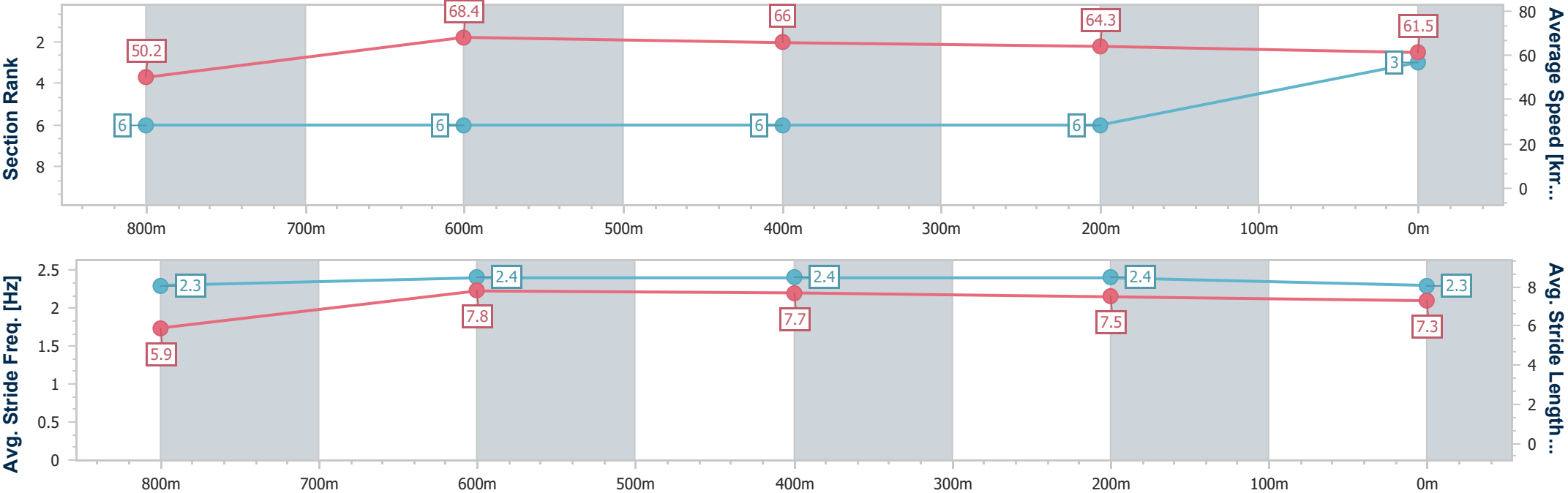
Horse/Jockey Name	Highbar
Final Rank	3
Fastest Section Time (Section)	0:10.56 (800m)
Top Speed [km/h] (Section)	69.1 (800m)
Race State	Finished



Ladbrokes Cannon ParkProfessional  
Race 5: CASHCOR ENGINEERING BM70 Handicap - 950m  
24 June 2025 - 15:18  
Track Rating: Soft 5, Weather: Fine, Rail Position: +2m Entire



Section	Overall	800m	600m	400m	200m														
Section Times	0:55.35 [3] (0:10.74)	0:44.61 [6] (0:10.56)	0:34.05 [6] (0:11.10)	0:22.95 [6] (0:11.27)	0:11.68 [6] (0:11.68)														
Average Speed [km/h]	50.2	68.4	66.0	64.3	61.5														
Top Speed [km/h]	67.4	69.1	68.2	65.3	64.3														
Avg. Dist. to Rail [m]	1.8	1.4	2.6	2.4	2.6														
Avg. Stride Freq. [Hz]	2.3	2.4	2.4	2.4	2.3														
Avg. Stride Length [m]	5.9	7.8	7.7	7.5	7.3														





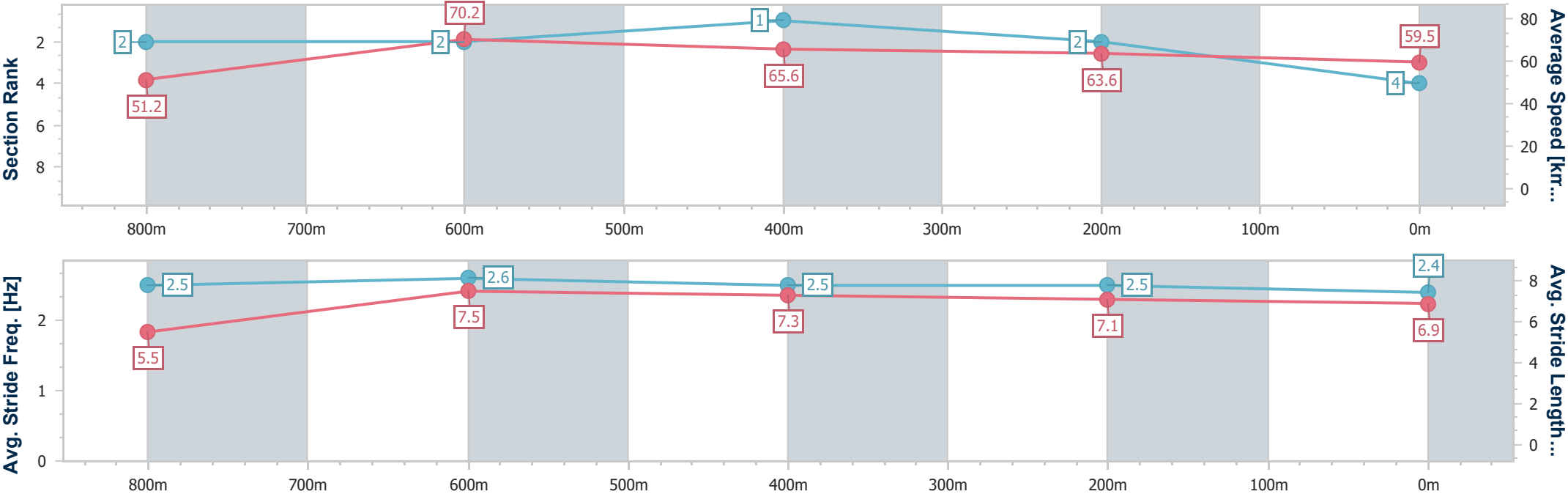
Horse/Jockey Name	Hartshorn
Final Rank	4
Fastest Section Time (Section)	0:10.28 (800m)
Top Speed [km/h] (Section)	71.7 (Overall)
Race State	Finished



Ladbrokes Cannon ParkProfessional  
Race 5: CASHCOR ENGINEERING BM70 Handicap - 950m  
24 June 2025 - 15:18  
Track Rating: Soft 5, Weather: Fine, Rail Position: +2m Entire



Section	Overall	800m	600m	400m	200m										
Section Times	0:55.39 [4] (0:10.53)	0:44.86 [2] (0:10.28)	0:34.58 [2] (0:11.12)	0:23.46 [1] (0:11.39)	0:12.07 [2] (0:12.07)										
Average Speed [km/h]	51.2	70.2	65.6	63.6	59.5										
Top Speed [km/h]	71.7	71.6	69.5	65.0	62.2										
Avg. Dist. to Rail [m]	4.8	1.5	2.3	3.3	5.5										
Avg. Stride Freq. [Hz]	2.5	2.6	2.5	2.5	2.4										
Avg. Stride Length [m]	5.5	7.5	7.3	7.1	6.9										





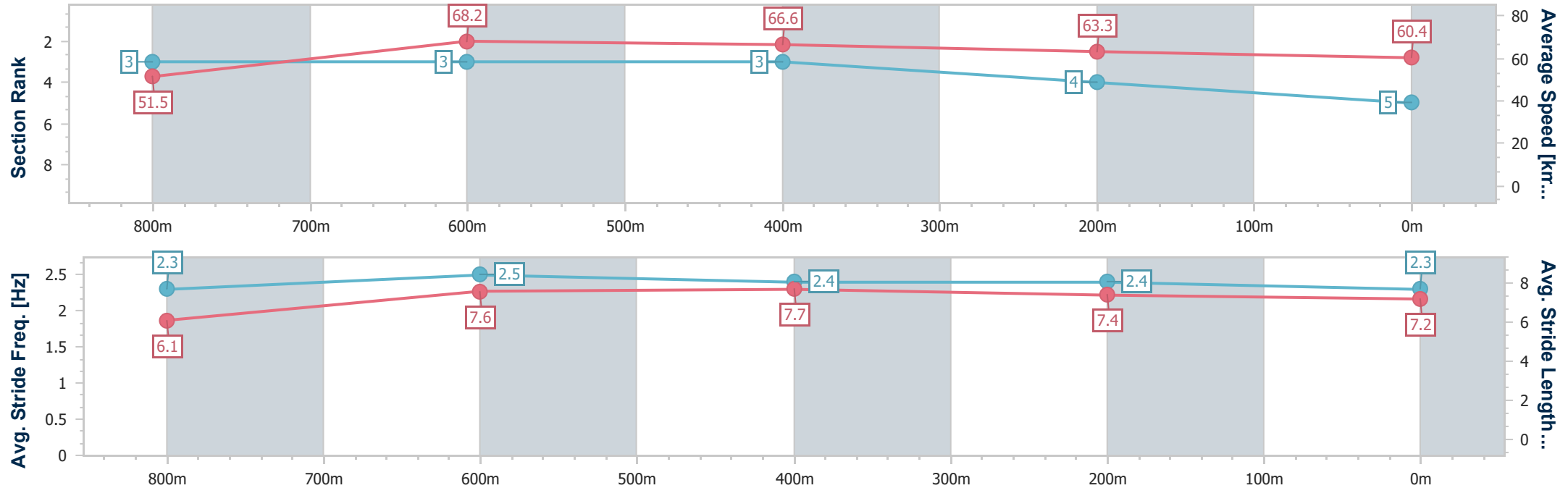
Horse/Jockey Name	Crowning Moment
Final Rank	5
Fastest Section Time (Section)	0:10.53 (800m)
Top Speed [km/h] (Section)	70.1 (600m)
Race State	Finished



Ladbroke's Cannon Park Professional  
Race 5: CASHCOR ENGINEERING BM70 Handicap - 950m  
24 June 2025 - 15:18  
Track Rating: Soft 5, Weather: Fine, Rail Position: +2m Entire



Section	Overall	800m	600m	400m	200m										
Section Times	0:55.42 [5] (0:10.55)	0:44.87 [3] (0:10.53)	0:34.34 [3] (0:10.93)	0:23.41 [3] (0:11.48)	0:11.93 [4] (0:11.93)										
Average Speed [km/h]	51.5	68.2	66.6	63.3	60.4										
Top Speed [km/h]	67.2	69.2	70.1	64.4	63.1										
Avg. Dist. to Rail [m]	1.5	1.7	1.9	4.6	4.9										
Avg. Stride Freq. [Hz]	2.3	2.5	2.4	2.4	2.3										
Avg. Stride Length [m]	6.1	7.6	7.7	7.4	7.2										





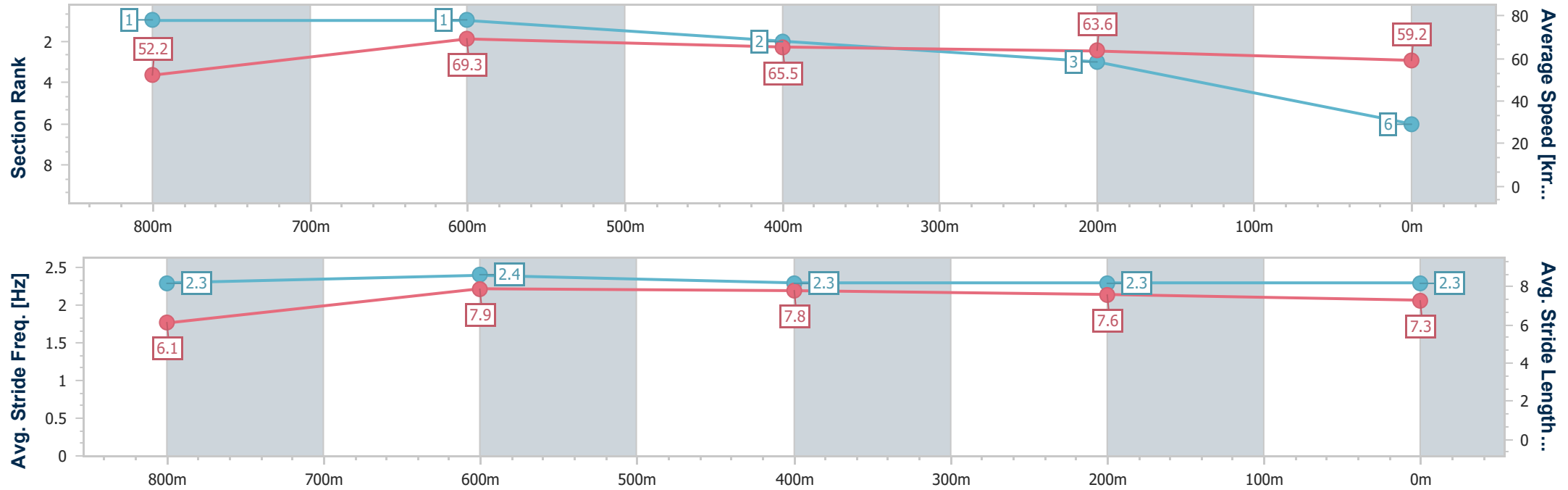
Horse/Jockey Name	Snitzaroo
Final Rank	6
Fastest Section Time (Section)	0:10.38 (Overall)
Top Speed [km/h] (Section)	70.9 (800m)
Race State	Finished



Ladbroke's Cannon Park Professional  
Race 5: CASHCOR ENGINEERING BM70 Handicap - 950m  
24 June 2025 - 15:18  
Track Rating: Soft 5, Weather: Fine, Rail Position: +2m Entire



Section	Overall	800m	600m	400m	200m															
Section Times	0:55.56 [6] (0:10.38)	0:45.18 [1] (0:10.42)	0:34.76 [1] (0:11.14)	0:23.62 [2] (0:11.47)	0:12.15 [3] (0:12.15)															
Average Speed [km/h]	52.2	69.3	65.5	63.6	59.2															
Top Speed [km/h]	70.7	70.9	68.2	64.8	62.0															
Avg. Dist. to Rail [m]	4.8	1.0	2.5	4.2	6.2															
Avg. Stride Freq. [Hz]	2.3	2.4	2.3	2.3	2.3															
Avg. Stride Length [m]	6.1	7.9	7.8	7.6	7.3															







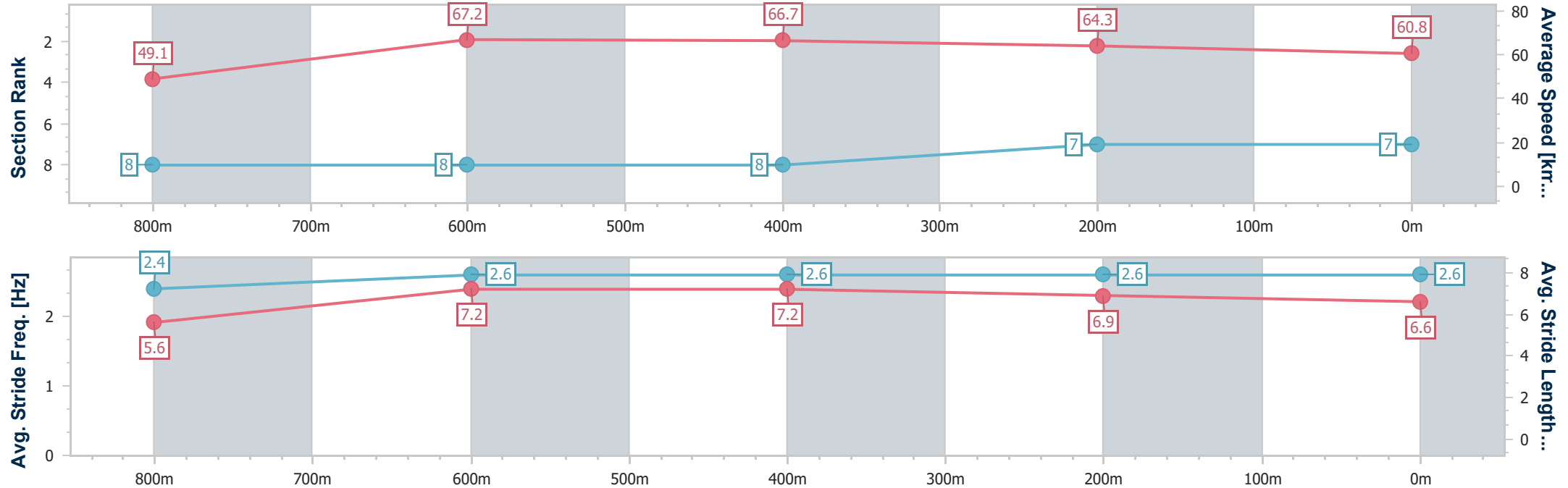
Horse/Jockey Name	Ali's Jab
Final Rank	7
Fastest Section Time (Section)	0:10.71 (800m)
Top Speed [km/h] (Section)	68.6 (Overall)
Race State	Finished



Ladbrokes Cannon ParkProfessional  
Race 5: CASHCOR ENGINEERING BM70 Handicap - 950m  
24 June 2025 - 15:18  
Track Rating: Soft 5, Weather: Fine, Rail Position: +2m Entire



Section	Overall	800m	600m	400m	200m															
Section Times	0:55.90 [7] (0:11.03)	0:44.87 [8] (0:10.71)	0:34.16 [8] (0:10.98)	0:23.18 [8] (0:11.36)	0:11.82 [7] (0:11.82)															
Average Speed [km/h]	49.1	67.2	66.7	64.3	60.8															
Top Speed [km/h]	68.6	68.3	68.2	65.4	63.9															
Avg. Dist. to Rail [m]	2.6	0.4	2.1	6.5	8.1															
Avg. Stride Freq. [Hz]	2.4	2.6	2.6	2.6	2.6															
Avg. Stride Length [m]	5.6	7.2	7.2	6.9	6.6															





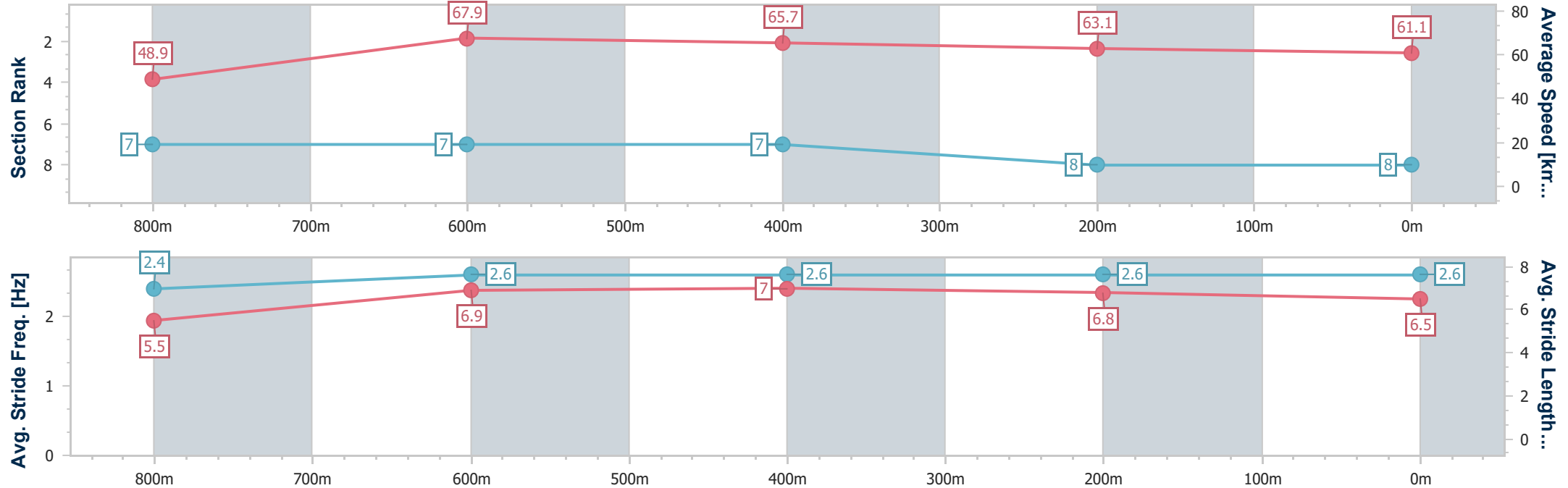
Horse/Jockey Name	Principessa
Final Rank	8
Fastest Section Time (Section)	0:10.61 (800m)
Top Speed [km/h] (Section)	68.8 (800m)
Race State	Finished



Ladbrokes Cannon ParkProfessional  
Race 5: CASHCOR ENGINEERING BM70 Handicap - 950m  
24 June 2025 - 15:18  
Track Rating: Soft 5, Weather: Fine, Rail Position: +2m Entire



Section	Overall	800m	600m	400m	200m														
Section Times	0:55.93 [8] (0:11.02)	0:44.91 [7] (0:10.61)	0:34.30 [7] (0:11.02)	0:23.28 [7] (0:11.49)	0:11.79 [8] (0:11.79)														
Average Speed [km/h]	48.9	67.9	65.7	63.1	61.1														
Top Speed [km/h]	67.3	68.8	67.4	64.4	61.6														
Avg. Dist. to Rail [m]	5.9	1.3	1.0	3.3	1.4														
Avg. Stride Freq. [Hz]	2.4	2.6	2.6	2.6	2.6														
Avg. Stride Length [m]	5.5	6.9	7.0	6.8	6.5														





# Ladbrokes Cannon Park Professional

## Race 6: MAYFAIR BUYERS AGENT OPEN Weight for Age - 1250m

24 June 2025 - 15:58



Track Rating: Soft 5, Weather: Fine, Rail Position: +2m Entire

Section		Overall				1000m	800m	600m	400m	200m	Last 600m		
Field Times		1:13.66 (0:16.26)				0:57.40 (0:10.78)	0:46.62 (0:11.11)	0:35.51 (0:11.50)	0:24.01 (0:11.63)	0:12.38 (0:12.38)	0:35.51		
Rank	TAB	Horse/Jockey	Barrier	Top Speed [km/h]	Fastest Section							Margin	Distance Travelled [m]
1	8	SPEED LEGEND	7	67.0	0:10.53	1:13.66 [1]	0:56.20 [8]	0:45.67 [8]	0:34.64 [8]	0:23.36 [6]	0:11.93 [3]	1:13.66	0:34.64
		Ryan Wiggins		1000m	1000m	(0:17.46)	(0:10.53)	(0:11.03)	(0:11.28)	(0:11.43)	(0:11.93)		
2	3	MISSILE THUNDER	4	67.2	0:10.88	1:13.80 [2]	0:57.09 [4]	0:46.21 [4]	0:35.19 [4]	0:23.81 [4]	0:12.28 [2]	0.86L	0:35.19 +3
		Sean Cormack		1000m	1000m	(0:16.71)	(0:10.88)	(0:11.02)	(0:11.38)	(0:11.53)	(0:12.28)		
3	7	SMART IMAGE	1	67.2	0:10.78	1:13.95 [3]	0:57.69 [1]	0:46.91 [1]	0:35.80 [1]	0:24.30 [1]	0:12.67 [1]	1.69L	0:35.80 -2
		Ashley Butler		Overall	1000m	(0:16.26)	(0:10.78)	(0:11.11)	(0:11.50)	(0:11.63)	(0:12.67)		
4	4	MR MAESTRO	8	68.2	0:10.78	1:14.14 [4]	0:57.14 [6]	0:46.36 [7]	0:35.25 [7]	0:23.82 [7]	0:12.24 [6]	2.8L	0:35.25 +0
		Jason Taylor		1000m	1000m	(0:17.00)	(0:10.78)	(0:11.11)	(0:11.43)	(0:11.58)	(0:12.24)		
5	11	ARMOUR FORCE	5	67.1	0:10.68	1:14.14 [5]	0:57.13 [7]	0:46.45 [6]	0:35.39 [6]	0:24.00 [5]	0:12.34 [5]	2.82L	0:35.39 -1
		Nathan Thomas		1000m	1000m	(0:17.01)	(0:10.68)	(0:11.06)	(0:11.39)	(0:11.66)	(0:12.34)		
6	5	PRIME RULER	9	67.2	0:10.89	1:14.36 [6]	0:57.90 [3]	0:47.01 [2]	0:35.94 [3]	0:24.60 [2]	0:12.60 [4]	4.15L	0:35.94 +3
		Chris Meehan		Overall	1000m	(0:16.46)	(0:10.89)	(0:11.07)	(0:11.34)	(0:12.00)	(0:12.60)		
7	9	STADIUM OF LIGHT	2	66.2	0:10.92	1:14.65 [7]	0:57.93 [5]	0:47.01 [5]	0:35.96 [5]	0:24.25 [8]	0:12.41 [8]	5.85L	0:35.96 -5
		Lauren Guernier		800m	1000m	(0:16.72)	(0:10.92)	(0:11.05)	(0:11.71)	(0:11.84)	(0:12.41)		
8	6	RISING	3	67.2	0:10.92	1:15.21 [8]	0:58.78 [2]	0:47.86 [3]	0:36.90 [2]	0:25.38 [3]	0:13.23 [7]	9.13L	0:36.90 -2
		Tyler Leslight		800m	1000m	(0:16.43)	(0:10.92)	(0:10.96)	(0:11.52)	(0:12.15)	(0:13.23)		

Scratched: Lidder Valley (#2), Inching Closer (#1), Devil Kick (#10)



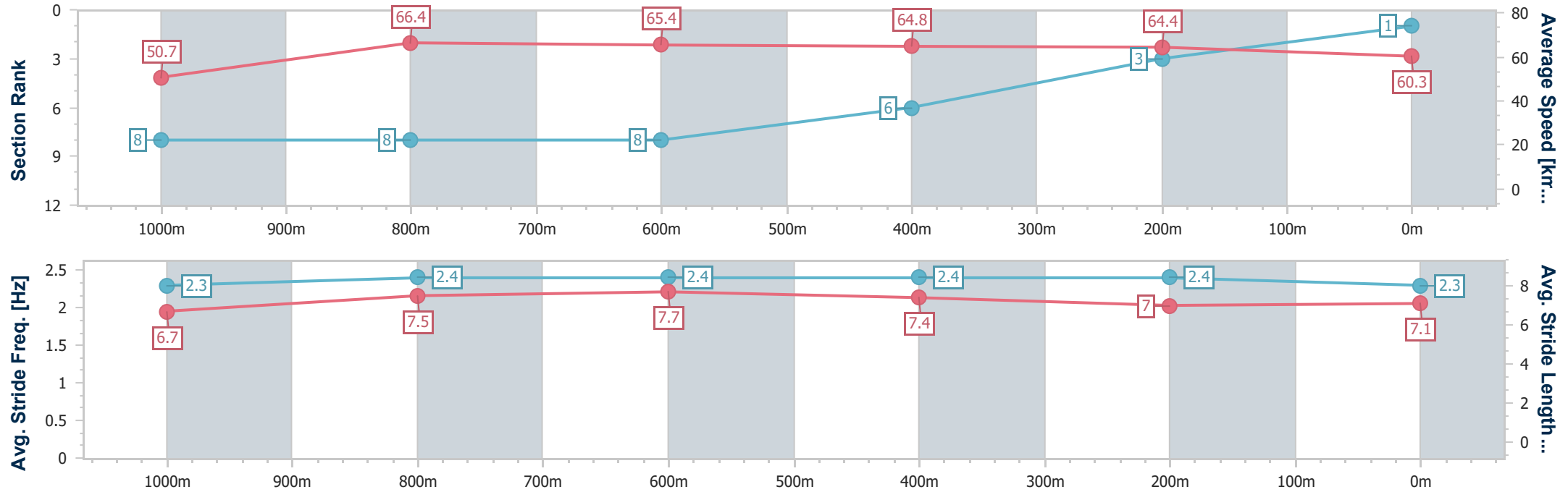
Horse/Jockey Name	Speed Legend
Final Rank	1
Fastest Section Time (Section)	0:10.53 (1000m)
Top Speed [km/h] (Section)	67.0 (1000m)
Race State	Finished



Ladbrokes Cannon ParkProfessional  
Race 6: MAYFAIR BUYERS AGENT OPEN Weight for Age - 1250m  
24 June 2025 - 15:58  
Track Rating: Soft 5, Weather: Fine, Rail Position: +2m Entire



Section	Overall	1000m	800m	600m	400m	200m								
Section Times	1:13.66 [1] (0:17.46)	0:56.20 [8] (0:10.53)	0:45.67 [8] (0:11.03)	0:34.64 [8] (0:11.28)	0:23.36 [6] (0:11.43)	0:11.93 [3] (0:11.93)								
Average Speed [km/h]	50.7	66.4	65.4	64.8	64.4	60.3								
Top Speed [km/h]	65.9	67.0	66.9	66.2	65.2	63.4								
Avg. Dist. to Rail [m]	3.5	4.1	0.3	2.5	8.8	9.5								
Avg. Stride Freq. [Hz]	2.3	2.4	2.4	2.4	2.4	2.3								
Avg. Stride Length [m]	6.7	7.5	7.7	7.4	7.0	7.1								





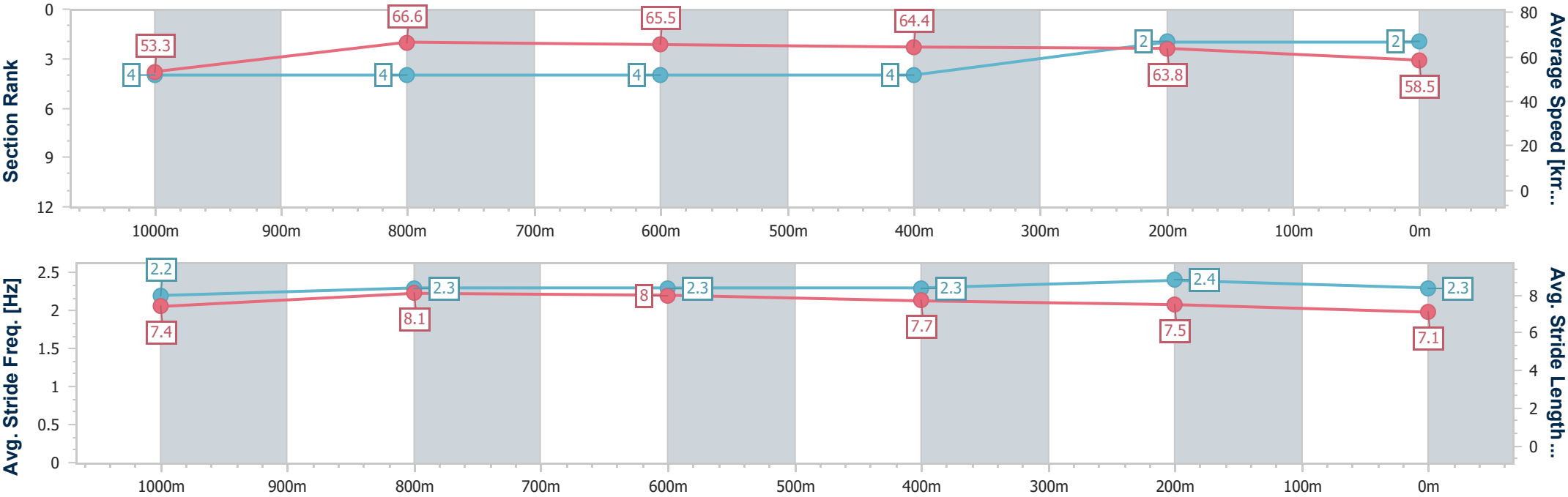
Horse/Jockey Name	Missile Thunder
Final Rank	2
Fastest Section Time (Section)	0:10.88 (1000m)
Top Speed [km/h] (Section)	67.2 (1000m)
Race State	Finished



Ladbroke's Cannon Park Professional  
Race 6: MAYFAIR BUYERS AGENT OPEN Weight for Age - 1250m  
24 June 2025 - 15:58  
Track Rating: Soft 5, Weather: Fine, Rail Position: +2m Entire



Section	Overall	1000m	800m	600m	400m	200m							
Section Times	1:13.80 [2] (0:16.71)	0:57.09 [4] (0:10.88)	0:46.21 [4] (0:11.02)	0:35.19 [4] (0:11.38)	0:23.81 [4] (0:11.53)	0:12.28 [2] (0:12.28)							
Average Speed [km/h]	53.3	66.6	65.5	64.4	63.8	58.5							
Top Speed [km/h]	67.0	67.2	65.8	65.0	64.6	61.3							
Avg. Dist. to Rail [m]	2.0	1.6	2.8	3.1	6.1	4.7							
Avg. Stride Freq. [Hz]	2.2	2.3	2.3	2.3	2.4	2.3							
Avg. Stride Length [m]	7.4	8.1	8.0	7.7	7.5	7.1							



[ ] Ranking at each section and finish  
-.-.- No data available at this section  
NA No data available



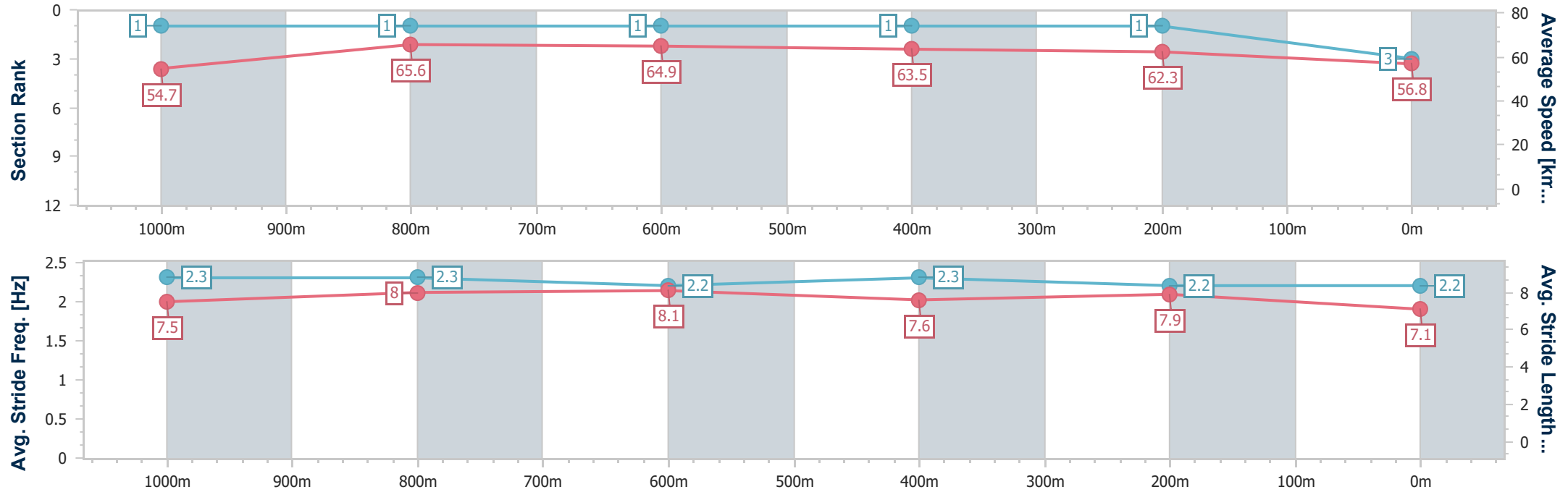
Horse/Jockey Name	Smart Image
Final Rank	3
Fastest Section Time (Section)	0:10.78 (1000m)
Top Speed [km/h] (Section)	67.2 (Overall)
Race State	Finished



Ladbrokes Cannon ParkProfessional  
Race 6: MAYFAIR BUYERS AGENT OPEN Weight for Age - 1250m  
24 June 2025 - 15:58  
Track Rating: Soft 5, Weather: Fine, Rail Position: +2m Entire



Section	Overall	1000m	800m	600m	400m	200m							
Section Times	1:13.95 [3] (0:16.26)	0:57.69 [1] (0:10.78)	0:46.91 [1] (0:11.11)	0:35.80 [1] (0:11.50)	0:24.30 [1] (0:11.63)	0:12.67 [1] (0:12.67)							
Average Speed [km/h]	54.7	65.6	64.9	63.5	62.3	56.8							
Top Speed [km/h]	67.2	66.7	65.3	65.3	63.3	60.5							
Avg. Dist. to Rail [m]	3.3	2.0	0.4	1.7	2.8	3.6							
Avg. Stride Freq. [Hz]	2.3	2.3	2.2	2.3	2.2	2.2							
Avg. Stride Length [m]	7.5	8.0	8.1	7.6	7.9	7.1							





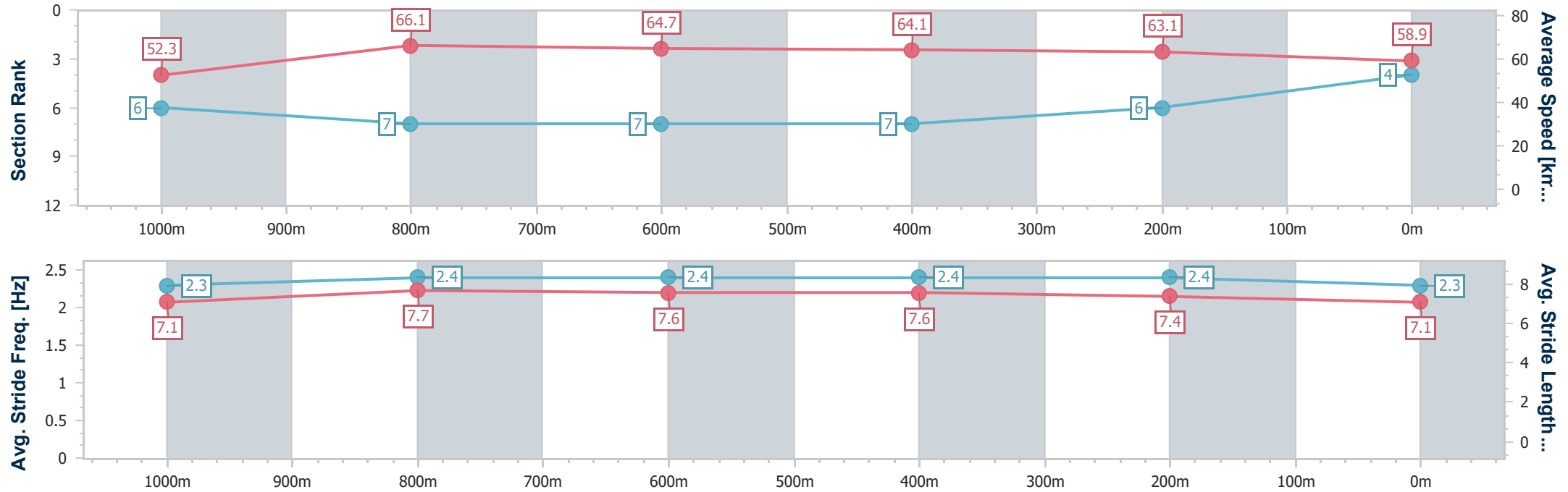
Horse/Jockey Name	Mr Maestro
Final Rank	4
Fastest Section Time (Section)	0:10.78 (1000m)
Top Speed [km/h] (Section)	68.2 (1000m)
Race State	Finished



Ladbroke's Cannon Park Professional  
Race 6: MAYFAIR BUYERS AGENT OPEN Weight for Age - 1250m  
24 June 2025 - 15:58  
Track Rating: Soft 5, Weather: Fine, Rail Position: +2m Entire



Section	Overall	1000m	800m	600m	400m	200m							
Section Times	1:14.14 [4] (0:17.00)	0:57.14 [6] (0:10.78)	0:46.36 [7] (0:11.11)	0:35.25 [7] (0:11.43)	0:23.82 [7] (0:11.58)	0:12.24 [6] (0:12.24)							
Average Speed [km/h]	52.3	66.1	64.7	64.1	63.1	58.9							
Top Speed [km/h]	68.2	68.2	66.0	66.0	64.4	61.4							
Avg. Dist. to Rail [m]	2.8	2.0	1.6	2.4	7.5	8.6							
Avg. Stride Freq. [Hz]	2.3	2.4	2.4	2.4	2.4	2.3							
Avg. Stride Length [m]	7.1	7.7	7.6	7.6	7.4	7.1							





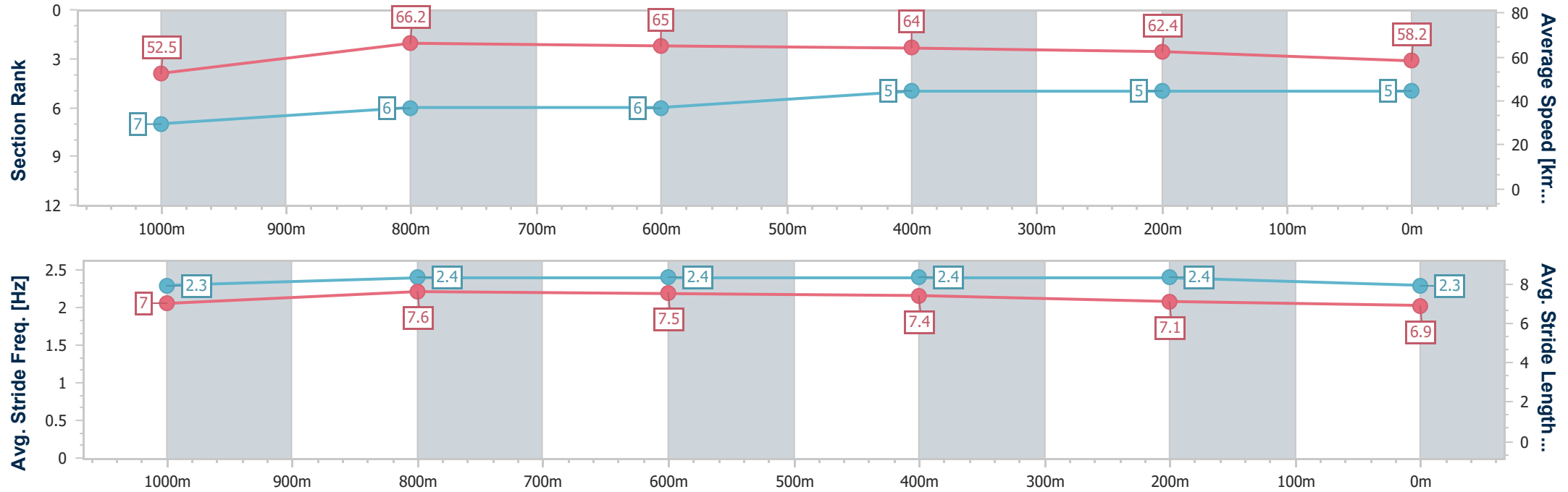
Horse/Jockey Name	Armour Force
Final Rank	5
Fastest Section Time (Section)	0:10.68 (1000m)
Top Speed [km/h] (Section)	67.1 (1000m)
Race State	Finished



Ladbrokes Cannon ParkProfessional  
Race 6: MAYFAIR BUYERS AGENT OPEN Weight for Age -  
1250m  
24 June 2025 - 15:58  
Track Rating: Soft 5, Weather: Fine, Rail Position: +2m Entire



Section	Overall	1000m	800m	600m	400m	200m							
Section Times	1:14.14 [5] (0:17.01)	0:57.13 [7] (0:10.68)	0:46.45 [6] (0:11.06)	0:35.39 [6] (0:11.39)	0:24.00 [5] (0:11.66)	0:12.34 [5] (0:12.34)							
Average Speed [km/h]	52.5	66.2	65.0	64.0	62.4	58.2							
Top Speed [km/h]	66.6	67.1	66.0	65.5	64.1	61.4							
Avg. Dist. to Rail [m]	2.0	2.3	0.4	1.5	4.4	5.2							
Avg. Stride Freq. [Hz]	2.3	2.4	2.4	2.4	2.4	2.3							
Avg. Stride Length [m]	7.0	7.6	7.5	7.4	7.1	6.9							







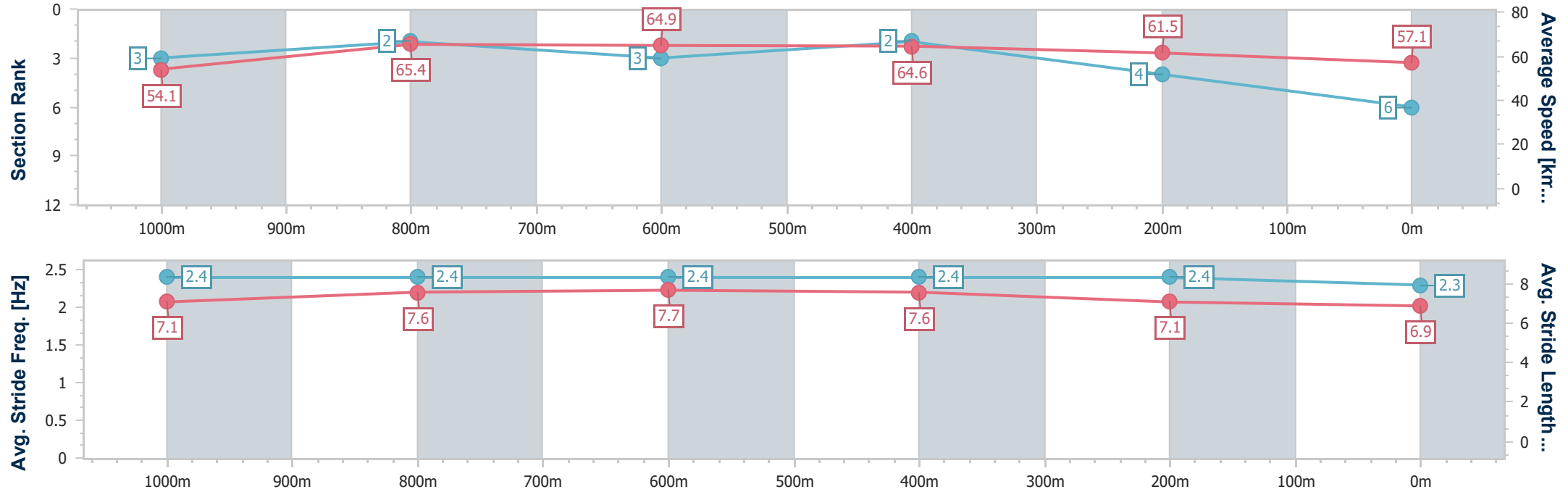
Horse/Jockey Name	Prime Ruler
Final Rank	6
Fastest Section Time (Section)	0:10.89 (1000m)
Top Speed [km/h] (Section)	67.2 (Overall)
Race State	Finished



Ladbrokes Cannon ParkProfessional  
Race 6: MAYFAIR BUYERS AGENT OPEN Weight for Age - 1250m  
24 June 2025 - 15:58  
Track Rating: Soft 5, Weather: Fine, Rail Position: +2m Entire



Section	Overall	1000m	800m	600m	400m	200m							
Section Times	1:14.36 [6] (0:16.46)	0:57.90 [3] (0:10.89)	0:47.01 [2] (0:11.07)	0:35.94 [3] (0:11.34)	0:24.60 [2] (0:12.00)	0:12.60 [4] (0:12.60)							
Average Speed [km/h]	54.1	65.4	64.9	64.6	61.5	57.1							
Top Speed [km/h]	67.2	66.8	66.7	66.8	63.2	61.0							
Avg. Dist. to Rail [m]	2.7	1.8	0.4	2.7	8.2	7.5							
Avg. Stride Freq. [Hz]	2.4	2.4	2.4	2.4	2.4	2.3							
Avg. Stride Length [m]	7.1	7.6	7.7	7.6	7.1	6.9							





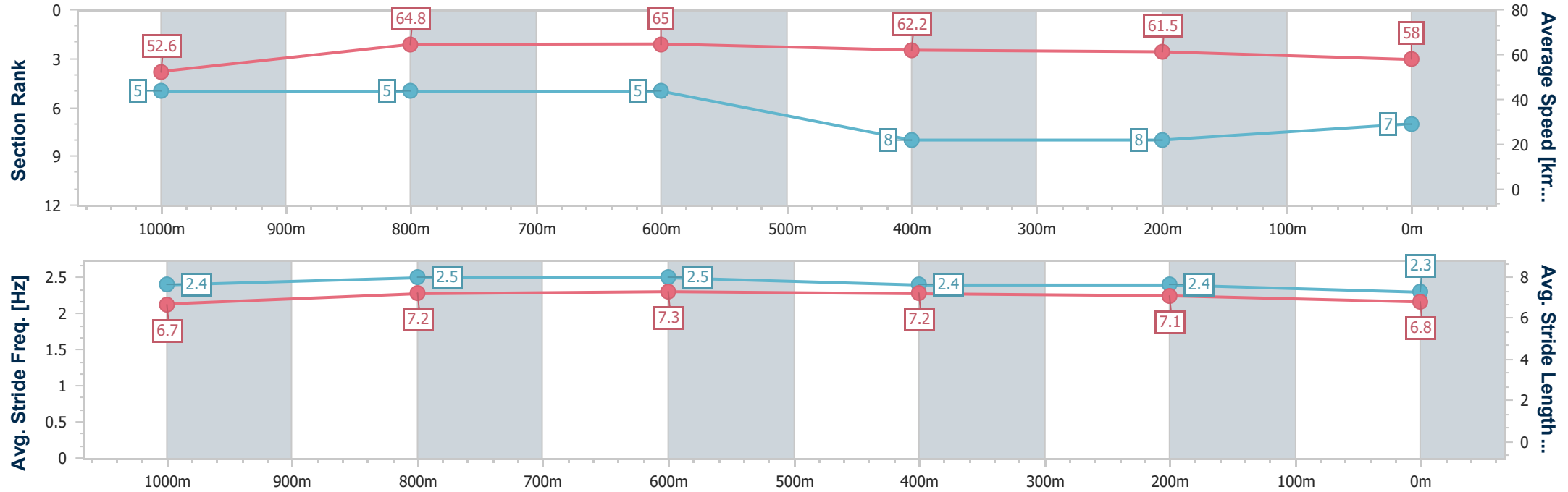
Horse/Jockey Name	Stadium Of Light
Final Rank	7
Fastest Section Time (Section)	0:10.92 (1000m)
Top Speed [km/h] (Section)	66.2 (800m)
Race State	Finished



Ladbrokes Cannon Park Professional  
Race 6: MAYFAIR BUYERS AGENT OPEN Weight for Age - 1250m  
24 June 2025 - 15:58  
Track Rating: Soft 5, Weather: Fine, Rail Position: +2m Entire



Section	Overall	1000m	800m	600m	400m	200m							
Section Times	1:14.65 [7] (0:16.72)	0:57.93 [5] (0:10.92)	0:47.01 [5] (0:11.05)	0:35.96 [5] (0:11.71)	0:24.25 [8] (0:11.84)	0:12.41 [8] (0:12.41)							
Average Speed [km/h]	52.6	64.8	65.0	62.2	61.5	58.0							
Top Speed [km/h]	64.7	65.7	66.2	65.2	62.4	60.2							
Avg. Dist. to Rail [m]	6.4	2.8	0.5	1.9	3.3	4.7							
Avg. Stride Freq. [Hz]	2.4	2.5	2.5	2.4	2.4	2.3							
Avg. Stride Length [m]	6.7	7.2	7.3	7.2	7.1	6.8							





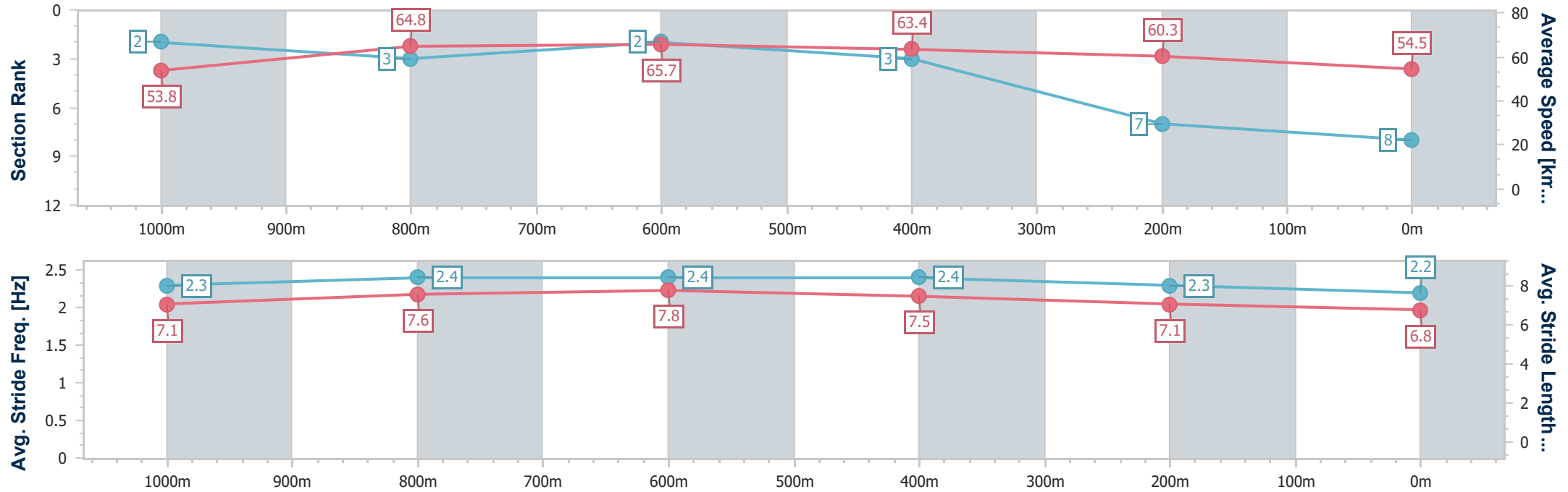
Horse/Jockey Name	Rising
Final Rank	8
Fastest Section Time (Section)	0:10.92 (1000m)
Top Speed [km/h] (Section)	67.2 (800m)
Race State	Finished



Ladbrokes Cannon Park Professional  
Race 6: MAYFAIR BUYERS AGENT OPEN Weight for Age - 1250m  
24 June 2025 - 15:58  
Track Rating: Soft 5, Weather: Fine, Rail Position: +2m Entire



Section	Overall	1000m	800m	600m	400m	200m							
Section Times	1:15.21 [8] (0:16.43)	0:58.78 [2] (0:10.92)	0:47.86 [3] (0:10.96)	0:36.90 [2] (0:11.52)	0:25.38 [3] (0:12.15)	0:13.23 [7] (0:13.23)							
Average Speed [km/h]	53.8	64.8	65.7	63.4	60.3	54.5							
Top Speed [km/h]	65.7	67.2	67.2	65.4	62.1	58.2							
Avg. Dist. to Rail [m]	4.9	2.3	1.1	2.0	4.2	1.9							
Avg. Stride Freq. [Hz]	2.3	2.4	2.4	2.4	2.3	2.2							
Avg. Stride Length [m]	7.1	7.6	7.8	7.5	7.1	6.8							





Ladbroke's Cannon Park Professional  
Race 7: PAUL DAVIS CHARTERED ACCOUNTANT BM55 Handicap -  
1250m

24 June 2025 - 16:35



Track Rating: Soft 5, Weather: Fine, Rail Position: +2m Entire

Section		Overall				1000m	800m	600m	400m	200m	Last 600m		
Field Times		1:14.35				0:58.20	0:47.25	0:36.20	0:24.32	0:12.21	0:36.20		
		(0:16.15)				(0:10.95)	(0:11.05)	(0:11.88)	(0:12.11)	(0:12.21)			
Rank	TAB	Horse/Jockey	Barrier	Top Speed [km/h]	Fastest Section						Margin	Distance Travelled [m]	
1	2	NOBLE ATTACK	10	67.9	0:10.89	1:14.35 [1]	0:57.30 [9]	0:46.41 [9]	0:35.37 [9]	0:23.76 [9]	0:11.97 [5]	1:14.35	0:35.37
		Chris Meehan		1000m	1000m	(0:17.05)	(0:10.89)	(0:11.04)	(0:11.61)	(0:11.79)	(0:11.97)		
2	3	TARGETED	7	67.9	0:10.83	1:14.38 [2]	0:57.50 [7]	0:46.67 [8]	0:35.53 [8]	0:23.80 [8]	0:12.22 [2]	0.21L	0:35.53
		Jackson Murphy		Overall	1000m	(0:16.88)	(0:10.83)	(0:11.14)	(0:11.73)	(0:11.58)	(0:12.22)		-11
3	9	GAZZA'S DIAMOND	6	67.9	0:10.97	1:15.07 [3]	0:58.42 [6]	0:47.44 [6]	0:36.47 [5]	0:24.65 [7]	0:12.64 [6]	4.24L	0:36.47
		Rachel Shred		800m	800m	(0:16.65)	(0:10.98)	(0:10.97)	(0:11.82)	(0:12.01)	(0:12.64)		-1
4	6	LORD POWER	8	68.2	0:10.79	1:15.11 [4]	0:58.69 [3]	0:47.90 [3]	0:36.70 [3]	0:25.08 [1]	0:12.97 [1]	4.52L	0:36.70
		Ashley Butler		Overall	1000m	(0:16.42)	(0:10.79)	(0:11.20)	(0:11.62)	(0:12.11)	(0:12.97)		-6
5	7	AMMAND	4	68.7	0:10.95	1:15.19 [5]	0:59.04 [1]	0:48.09 [1]	0:36.94 [2]	0:25.13 [2]	0:12.90 [4]	4.95L	0:36.94
		Wanderson D'Avila		Overall	1000m	(0:16.15)	(0:10.95)	(0:11.15)	(0:11.81)	(0:12.23)	(0:12.90)		-10
6	8	FIVE BULLS	3	67.7	0:10.52	1:15.23 [6]	0:58.20 [8]	0:47.68 [5]	0:36.56 [6]	0:24.84 [6]	0:12.76 [7]	5.19L	0:36.56
		Ivo Fry		Overall	1000m	(0:17.03)	(0:10.52)	(0:11.12)	(0:11.72)	(0:12.08)	(0:12.76)		-12
7	4	WAR COUNCIL	5	68.0	0:10.93	1:15.31 [7]	0:59.11 [2]	0:48.18 [2]	0:37.16 [1]	0:25.22 [3]	0:13.03 [3]	5.66L	0:37.16
		Ryan Wiggins		800m	1000m	(0:16.20)	(0:10.93)	(0:11.02)	(0:11.94)	(0:12.19)	(0:13.03)		-2
8	1	FOURSOMES	2	67.6	0:11.05	1:15.40 [8]	0:58.80 [5]	0:47.72 [7]	0:36.67 [7]	0:25.04 [5]	0:12.91 [9]	6.18L	0:36.67
		Sean Cormack		Overall	800m	(0:16.60)	(0:11.08)	(0:11.05)	(0:11.63)	(0:12.13)	(0:12.91)		-6
9	10	ELSPHERE	9	66.8	0:10.90	1:15.56 [9]	0:58.12 [10]	0:47.22 [10]	0:36.08 [10]	0:24.49 [10]	0:12.70 [10]	7.15L	0:36.08
		Krysten Swaffer		Overall	1000m	(0:17.44)	(0:10.90)	(0:11.14)	(0:11.59)	(0:11.79)	(0:12.70)		-9
10	5	CHIROGRAPHY	1	67.7	0:10.90	1:15.58 [10]	0:59.10 [4]	0:48.20 [4]	0:37.10 [4]	0:25.31 [4]	0:13.11 [7]	7.28L	0:37.10
		Nathan Thomas		Overall	1000m	(0:16.48)	(0:10.90)	(0:11.10)	(0:11.79)	(0:12.20)	(0:13.11)		-11

Scratched: The Home Team (#14), Lucky Jim (#12), Asambe (#13), Bring Me To Life (#11)

Report Created: Tue 24 June 2025 16:54 GMT+10 (Note: Timing is based on position data)

Page 1/11

[ ] Ranking at each section and finish  
-:-:- No data available at this section  
NA No data available

SCN Saddle cloth number  
DNF Did not finish  
DNT Did not track

data processed by TRIPLESDATA



Horse/Jockey Name	Noble Attack
Final Rank	1
Fastest Section Time (Section)	0:10.89 (1000m)
Top Speed [km/h] (Section)	67.9 (1000m)
Race State	Finished

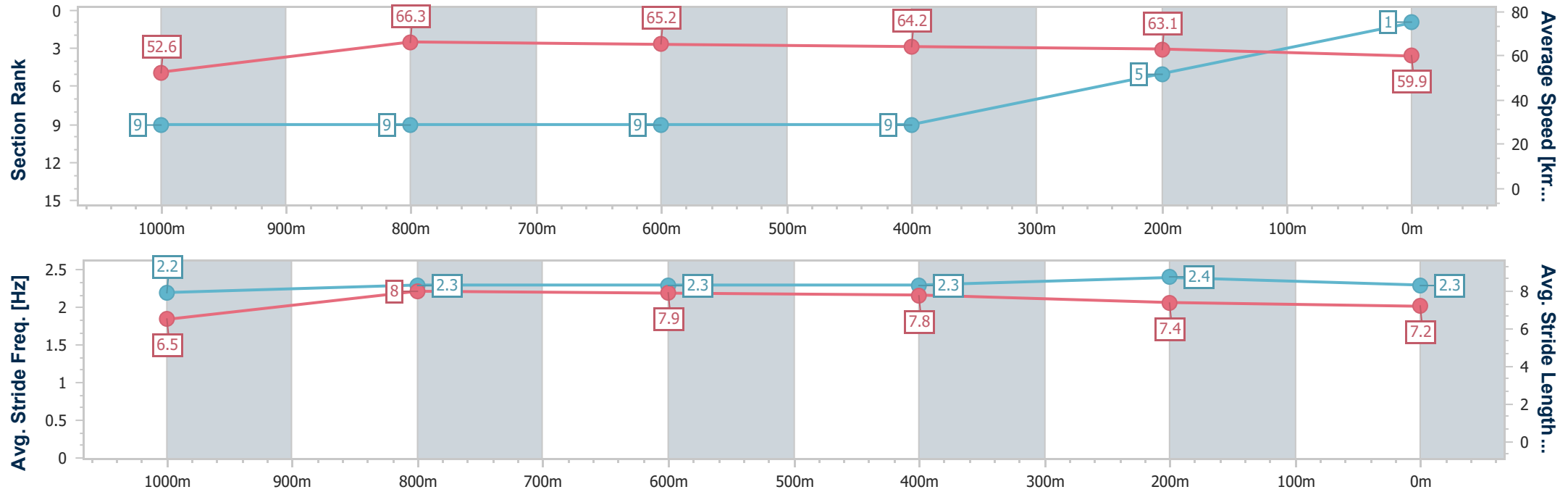


Ladbrokes Cannon ParkProfessional  
Race 7: PAUL DAVIS CHARTERED ACCOUNTANT BM55  
Handicap - 1250m  
24 June 2025 - 16:35



Track Rating: Soft 5, Weather: Fine, Rail Position: +2m Entire

Section	Overall	1000m	800m	600m	400m	200m							
Section Times	1:14.35 [1] (0:17.05)	0:57.30 [9] (0:10.89)	0:46.41 [9] (0:11.04)	0:35.37 [9] (0:11.61)	0:23.76 [9] (0:11.79)	0:11.97 [5] (0:11.97)							
Average Speed [km/h]	52.6	66.3	65.2	64.2	63.1	59.9							
Top Speed [km/h]	66.2	67.9	66.6	66.8	64.0	63.1							
Avg. Dist. to Rail [m]	4.3	1.2	2.6	5.3	11.6	12.7							
Avg. Stride Freq. [Hz]	2.2	2.3	2.3	2.3	2.4	2.3							
Avg. Stride Length [m]	6.5	8.0	7.9	7.8	7.4	7.2							





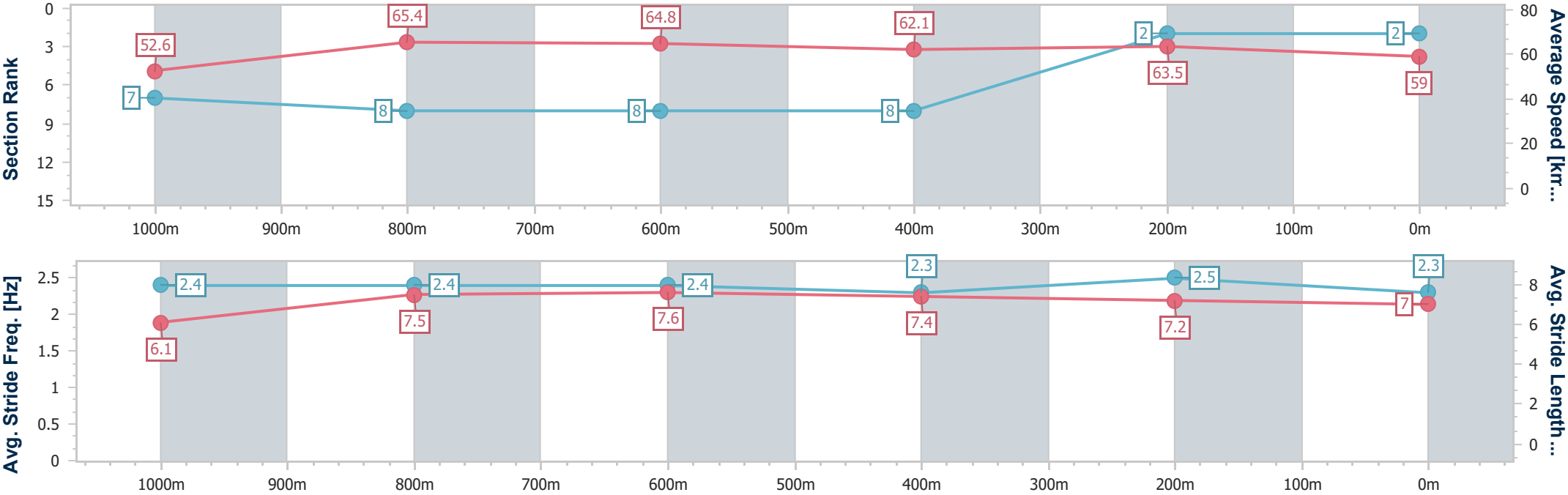
Horse/Jockey Name	Targeted
Final Rank	2
Fastest Section Time (Section)	0:10.83 (1000m)
Top Speed [km/h] (Section)	67.9 (Overall)
Race State	Finished



Ladbrokes Cannon ParkProfessional  
Race 7: PAUL DAVIS CHARTERED ACCOUNTANT BM55  
Handicap - 1250m  
24 June 2025 - 16:35  
Track Rating: Soft 5, Weather: Fine, Rail Position: +2m Entire



Section	Overall	1000m	800m	600m	400m	200m							
Section Times	1:14.38 [2] (0:16.88)	0:57.50 [7] (0:10.83)	0:46.67 [8] (0:11.14)	0:35.53 [8] (0:11.73)	0:23.80 [8] (0:11.58)	0:12.22 [2] (0:12.22)							
Average Speed [km/h]	52.6	65.4	64.8	62.1	63.5	59.0							
Top Speed [km/h]	67.9	67.6	65.6	64.7	63.9	62.3							
Avg. Dist. to Rail [m]	3.9	2.5	0.6	2.2	9.1	10.2							
Avg. Stride Freq. [Hz]	2.4	2.4	2.4	2.3	2.5	2.3							
Avg. Stride Length [m]	6.1	7.5	7.6	7.4	7.2	7.0							





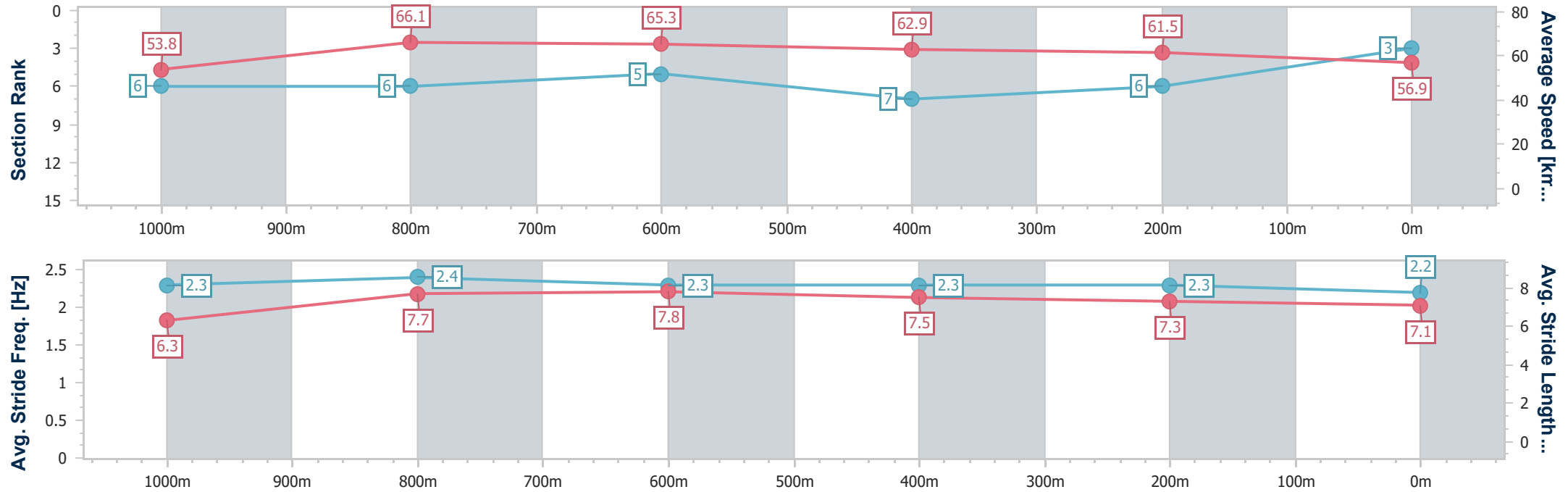
Horse/Jockey Name	Gazza's Diamond
Final Rank	3
Fastest Section Time (Section)	0:10.97 (800m)
Top Speed [km/h] (Section)	67.9 (800m)
Race State	Finished



Ladbrokes Cannon ParkProfessional  
Race 7: PAUL DAVIS CHARTERED ACCOUNTANT BM55  
Handicap - 1250m  
24 June 2025 - 16:35  
Track Rating: Soft 5, Weather: Fine, Rail Position: +2m Entire



Section	Overall	1000m	800m	600m	400m	200m							
Section Times	1:15.07 [3] (0:16.65)	0:58.42 [6] (0:10.98)	0:47.44 [6] (0:10.97)	0:36.47 [5] (0:11.82)	0:24.65 [7] (0:12.01)	0:12.64 [6] (0:12.64)							
Average Speed [km/h]	53.8	66.1	65.3	62.9	61.5	56.9							
Top Speed [km/h]	66.7	67.9	67.9	63.8	63.8	59.8							
Avg. Dist. to Rail [m]	2.2	2.0	3.1	4.5	9.9	10.4							
Avg. Stride Freq. [Hz]	2.3	2.4	2.3	2.3	2.3	2.2							
Avg. Stride Length [m]	6.3	7.7	7.8	7.5	7.3	7.1							





Horse/Jockey Name	Lord Power
Final Rank	4
Fastest Section Time (Section)	0:10.79 (1000m)
Top Speed [km/h] (Section)	68.2 (Overall)
Race State	Finished

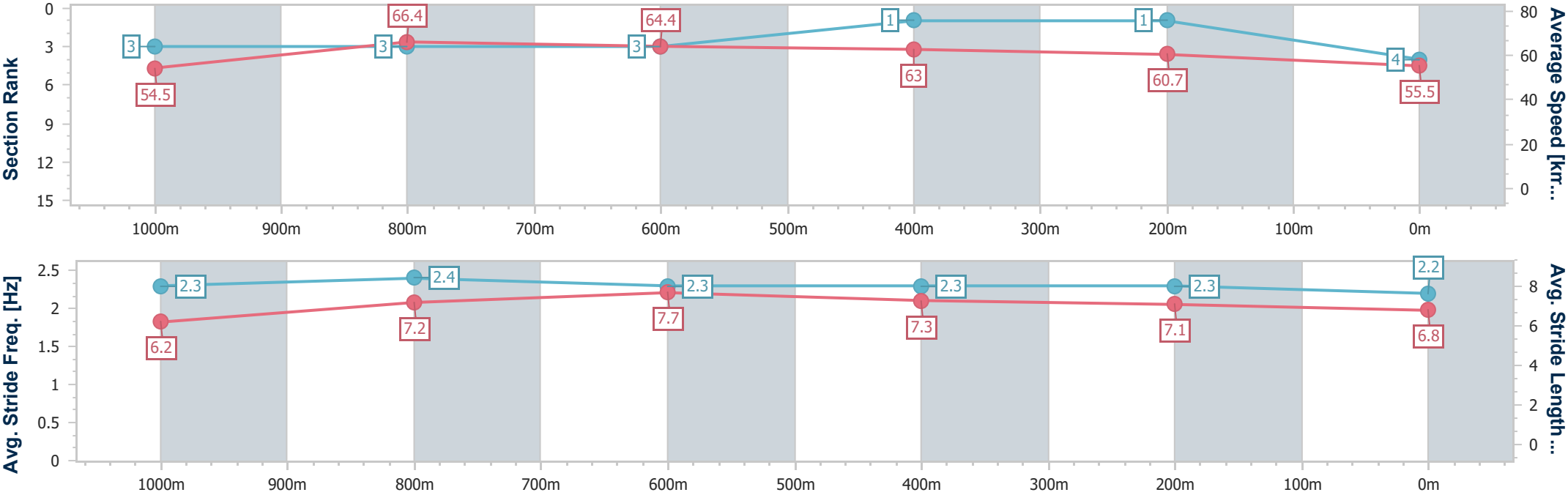


Ladbrokes Cannon ParkProfessional  
Race 7: PAUL DAVIS CHARTERED ACCOUNTANT BM55  
Handicap - 1250m  
24 June 2025 - 16:35



Track Rating: Soft 5, Weather: Fine, Rail Position: +2m Entire

Section	Overall	1000m	800m	600m	400m	200m							
Section Times	1:15.11 [4] (0:16.42)	0:58.69 [3] (0:10.79)	0:47.90 [3] (0:11.20)	0:36.70 [3] (0:11.62)	0:25.08 [1] (0:12.11)	0:12.97 [1] (0:12.97)							
Average Speed [km/h]	54.5	66.4	64.4	63.0	60.7	55.5							
Top Speed [km/h]	68.2	67.5	65.8	63.9	63.5	58.7							
Avg. Dist. to Rail [m]	3.2	1.3	0.9	2.5	9.4	11.3							
Avg. Stride Freq. [Hz]	2.3	2.4	2.3	2.3	2.3	2.2							
Avg. Stride Length [m]	6.2	7.2	7.7	7.3	7.1	6.8							







Horse/Jockey Name	Ammand
Final Rank	5
Fastest Section Time (Section)	0:10.95 (1000m)
Top Speed [km/h] (Section)	68.7 (Overall)
Race State	Finished

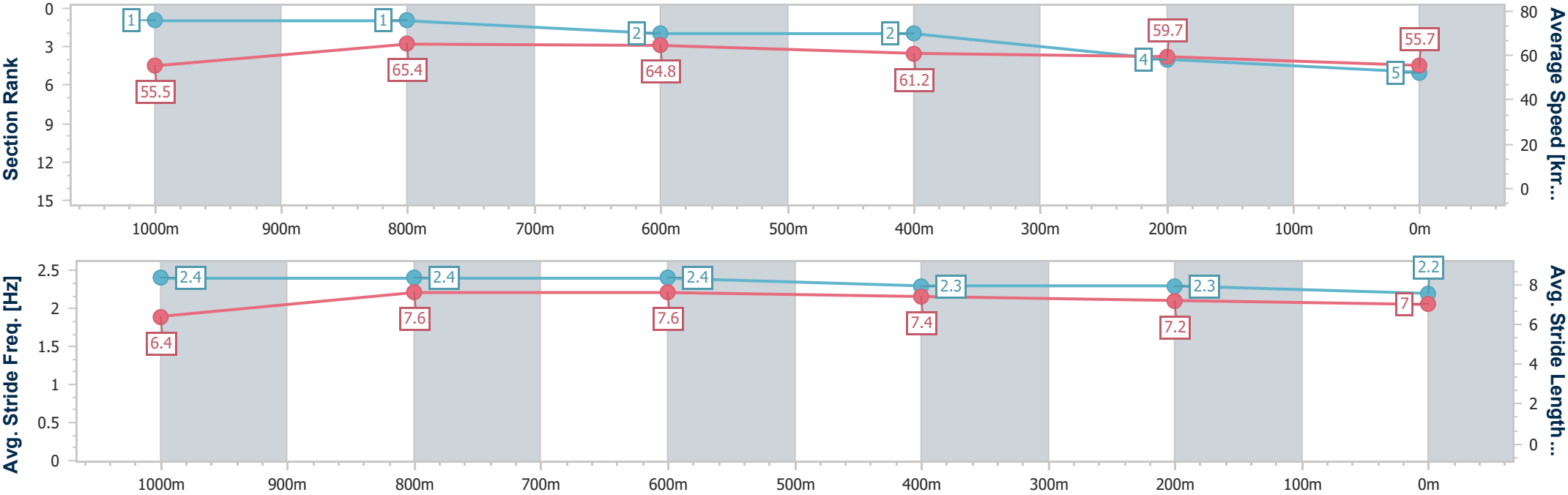


Ladbrokes Cannon ParkProfessional  
Race 7: PAUL DAVIS CHARTERED ACCOUNTANT BM55  
Handicap - 1250m  
24 June 2025 - 16:35



Track Rating: Soft 5, Weather: Fine, Rail Position: +2m Entire

Section	Overall	1000m	800m	600m	400m	200m							
Section Times	1:15.19 [5] (0:16.15)	0:59.04 [1] (0:10.95)	0:48.09 [1] (0:11.15)	0:36.94 [2] (0:11.81)	0:25.13 [2] (0:12.23)	0:12.90 [4] (0:12.90)							
Average Speed [km/h]	55.5	65.4	64.8	61.2	59.7	55.7							
Top Speed [km/h]	68.7	67.2	65.8	63.9	61.5	57.7							
Avg. Dist. to Rail [m]	1.9	0.6	0.4	1.2	3.8	4.2							
Avg. Stride Freq. [Hz]	2.4	2.4	2.4	2.3	2.3	2.2							
Avg. Stride Length [m]	6.4	7.6	7.6	7.4	7.2	7.0							





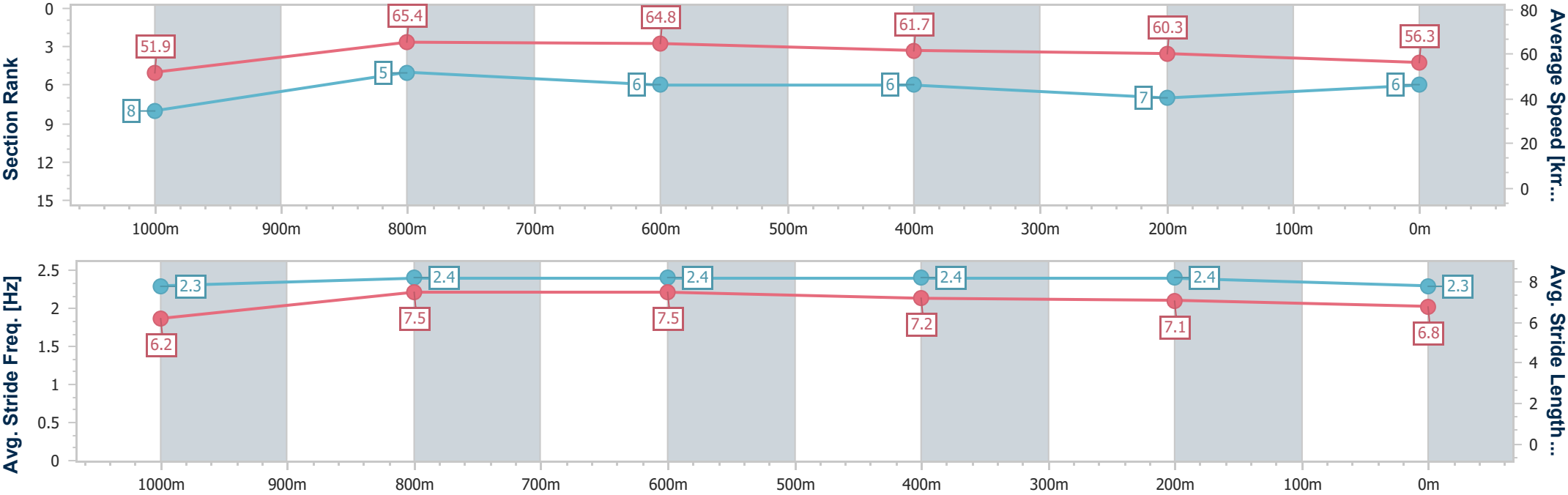
Horse/Jockey Name	Five Bulls
Final Rank	6
Fastest Section Time (Section)	0:10.52 (1000m)
Top Speed [km/h] (Section)	67.7 (Overall)
Race State	Finished



Ladbroke's Cannon Park Professional  
Race 7: PAUL DAVIS CHARTERED ACCOUNTANT BM55  
Handicap - 1250m  
24 June 2025 - 16:35  
Track Rating: Soft 5, Weather: Fine, Rail Position: +2m Entire



Section	Overall	1000m	800m	600m	400m	200m							
Section Times	1:15.23 [6] (0:17.03)	0:58.20 [8] (0:10.52)	0:47.68 [5] (0:11.12)	0:36.56 [6] (0:11.72)	0:24.84 [6] (0:12.08)	0:12.76 [7] (0:12.76)							
Average Speed [km/h]	51.9	65.4	64.8	61.7	60.3	56.3							
Top Speed [km/h]	67.7	67.6	66.0	64.9	61.0	59.9							
Avg. Dist. to Rail [m]	3.9	6.8	2.8	2.1	3.8	4.1							
Avg. Stride Freq. [Hz]	2.3	2.4	2.4	2.4	2.4	2.3							
Avg. Stride Length [m]	6.2	7.5	7.5	7.2	7.1	6.8							





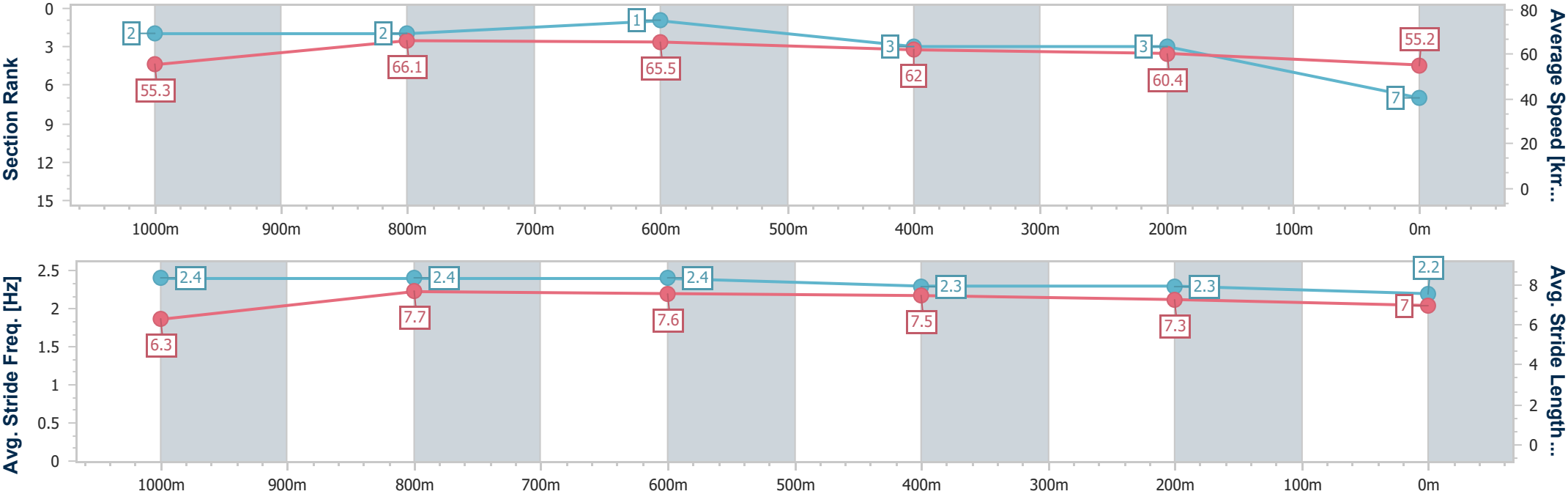
Horse/Jockey Name	War Council
Final Rank	7
Fastest Section Time (Section)	0:10.93 (1000m)
Top Speed [km/h] (Section)	68.0 (800m)
Race State	Finished



Ladbrokes Cannon Park Professional  
Race 7: PAUL DAVIS CHARTERED ACCOUNTANT BM55  
Handicap - 1250m  
24 June 2025 - 16:35  
Track Rating: Soft 5, Weather: Fine, Rail Position: +2m Entire



Section	Overall	1000m	800m	600m	400m	200m							
Section Times	1:15.31 [7] (0:16.20)	0:59.11 [2] (0:10.93)	0:48.18 [2] (0:11.02)	0:37.16 [1] (0:11.94)	0:25.22 [3] (0:12.19)	0:13.03 [3] (0:13.03)							
Average Speed [km/h]	55.3	66.1	65.5	62.0	60.4	55.2							
Top Speed [km/h]	67.1	67.8	68.0	63.6	61.8	58.0							
Avg. Dist. to Rail [m]	1.7	2.1	2.3	4.5	7.5	8.9							
Avg. Stride Freq. [Hz]	2.4	2.4	2.4	2.3	2.3	2.2							
Avg. Stride Length [m]	6.3	7.7	7.6	7.5	7.3	7.0							





Horse/Jockey Name	Foursomes
Final Rank	8
Fastest Section Time (Section)	0:11.05 (800m)
Top Speed [km/h] (Section)	67.6 (Overall)
Race State	Finished

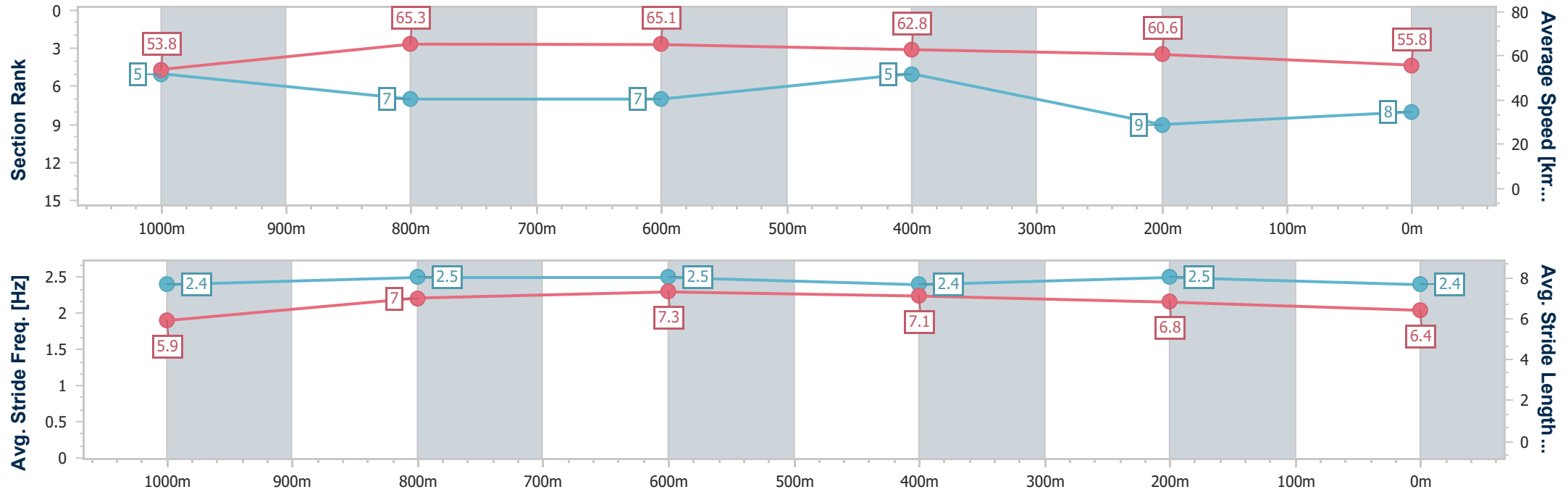


Ladbrokes Cannon ParkProfessional  
Race 7: PAUL DAVIS CHARTERED ACCOUNTANT BM55  
Handicap - 1250m  
24 June 2025 - 16:35



Track Rating: Soft 5, Weather: Fine, Rail Position: +2m Entire

Section	Overall	1000m	800m	600m	400m	200m							
Section Times	1:15.40 [8] (0:16.60)	0:58.80 [5] (0:11.08)	0:47.72 [7] (0:11.05)	0:36.67 [7] (0:11.63)	0:25.04 [5] (0:12.13)	0:12.91 [9] (0:12.91)							
Average Speed [km/h]	53.8	65.3	65.1	62.8	60.6	55.8							
Top Speed [km/h]	67.6	67.5	65.8	64.3	62.3	59.2							
Avg. Dist. to Rail [m]	2.3	1.4	1.7	1.9	8.2	7.5							
Avg. Stride Freq. [Hz]	2.4	2.5	2.5	2.4	2.5	2.4							
Avg. Stride Length [m]	5.9	7.0	7.3	7.1	6.8	6.4							





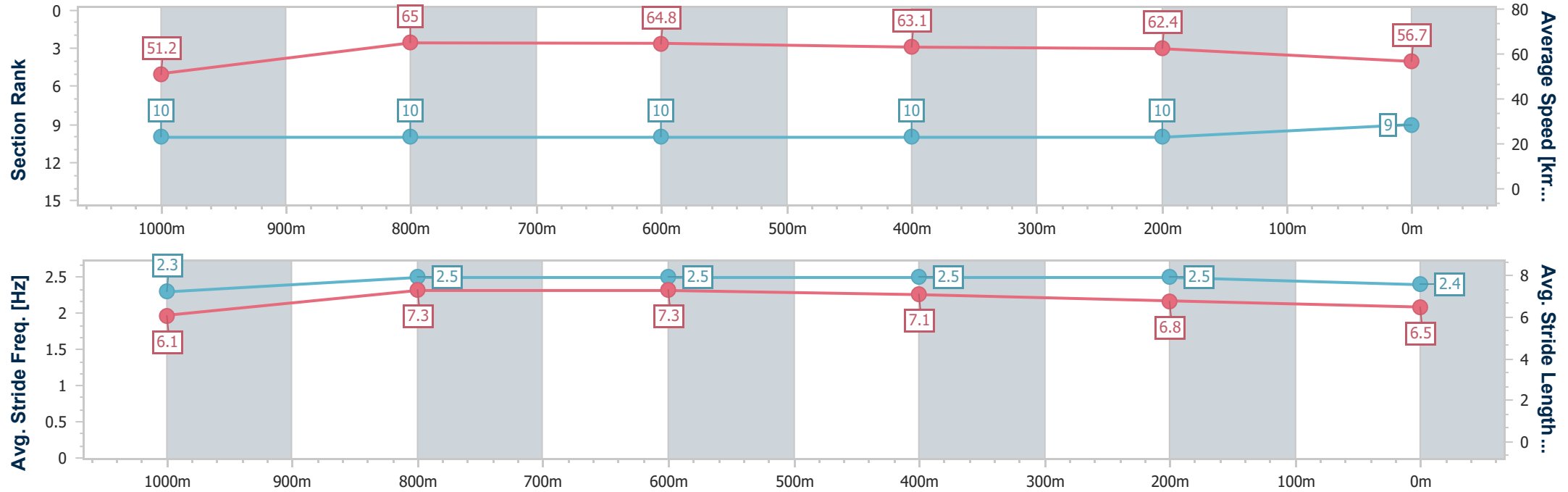
Horse/Jockey Name	Elsphere
Final Rank	9
Fastest Section Time (Section)	0:10.90 (1000m)
Top Speed [km/h] (Section)	66.8 (Overall)
Race State	Finished



Ladbrokes Cannon ParkProfessional  
Race 7: PAUL DAVIS CHARTERED ACCOUNTANT BM55  
Handicap - 1250m  
24 June 2025 - 16:35  
Track Rating: Soft 5, Weather: Fine, Rail Position: +2m Entire



Section	Overall	1000m	800m	600m	400m	200m								
Section Times	1:15.56 [9] (0:17.44)	0:58.12 [10] (0:10.90)	0:47.22 [10] (0:11.14)	0:36.08 [10] (0:11.59)	0:24.49 [10] (0:11.79)	0:12.70 [10] (0:12.70)								
Average Speed [km/h]	51.2	65.0	64.8	63.1	62.4	56.7								
Top Speed [km/h]	66.8	65.9	66.2	64.7	63.5	61.0								
Avg. Dist. to Rail [m]	4.0	2.3	0.6	2.5	7.8	5.5								
Avg. Stride Freq. [Hz]	2.3	2.5	2.5	2.5	2.5	2.4								
Avg. Stride Length [m]	6.1	7.3	7.3	7.1	6.8	6.5								





Horse/Jockey Name	Chirography
Final Rank	10
Fastest Section Time (Section)	0:10.90 (1000m)
Top Speed [km/h] (Section)	67.7 (Overall)
Race State	Finished



Ladbrokes Cannon Park Professional  
Race 7: PAUL DAVIS CHARTERED ACCOUNTANT BM55  
Handicap - 1250m  
24 June 2025 - 16:35  
Track Rating: Soft 5, Weather: Fine, Rail Position: +2m Entire



Section	Overall	1000m	800m	600m	400m	200m								
Section Times	1:15.58 [10] (0:16.48)	0:59.10 [4] (0:10.90)	0:48.20 [4] (0:11.10)	0:37.10 [4] (0:11.79)	0:25.31 [4] (0:12.20)	0:13.11 [7] (0:13.11)								
Average Speed [km/h]	54.1	64.7	65.0	61.3	59.6	55.0								
Top Speed [km/h]	67.7	66.4	65.7	64.6	60.6	58.9								
Avg. Dist. to Rail [m]	4.3	2.4	0.3	1.4	4.4	5.3								
Avg. Stride Freq. [Hz]	2.5	2.5	2.5	2.4	2.5	2.4								
Avg. Stride Length [m]	6.0	7.1	7.3	7.0	6.7	6.4								

