



Eagle Farm Professional

Race 1: MITTYS QTIS 3YO Fillies Plate - 1200m

28 June 2025 - 11:44



BRISBANE
RACING CLUB

Track Rating: Good 4, Weather: Overcast, Rail Position: +6m Entire

Section						Overall	1000m	800m	600m	400m	200m	Last 600m		
Field Times						1:10.41 (0:13.31)	0:57.10 (0:10.85)	0:46.25 (0:11.28)	0:34.97 (0:11.37)	0:23.60 (0:11.22)	0:12.38 (0:12.38)	0:34.97		
Rank	TAB	Horse/Jockey	Barrier	Top Speed [km/h]	Fastest Section							Margin	Distance Travelled [m]	
1	6	AMUSEANTES	5	67.9	0:10.92	1:10.41 [1]	0:56.68 [6]	0:45.76 [6]	0:34.54 [5]	0:23.20 [5]	0:12.13 [3]	1:10.41	0:34.54	
		Angela Jones		1000m	1000m	(0:13.73)	(0:10.92)	(0:11.22)	(0:11.34)	(0:11.07)	(0:12.13)			
2	2	BREAK FREE	1	67.5	0:10.87	1:10.46 [2]	0:56.97 [5]	0:46.10 [3]	0:34.88 [3]	0:23.65 [1]	0:12.43 [1]	0.3L	0:34.88	-2
		Nikita Beriman		1000m	1000m	(0:13.49)	(0:10.87)	(0:11.22)	(0:11.23)	(0:11.22)	(0:12.43)			
3	11	AQUATIER	3	68.7	0:10.82	1:10.50 [3]	0:57.08 [4]	0:46.26 [2]	0:34.98 [2]	0:23.60 [2]	0:12.23 [2]	0.57L	0:34.98	+1
		Brandon Lerena		1000m	1000m	(0:13.42)	(0:10.82)	(0:11.28)	(0:11.38)	(0:11.37)	(0:12.23)			
4	3	SHE OURS	8	67.9	0:10.96	1:10.53 [4]	0:57.18 [2]	0:45.93 [5]	0:34.34 [8]	0:23.07 [7]	0:12.11 [4]	0.73L	0:34.34	+12
		Bailey Wheeler		Overall	400m	(0:13.35)	(0:11.25)	(0:11.59)	(0:11.27)	(0:10.96)	(0:12.11)			
5	1	MISHANI LILY	7	68.2	0:11.14	1:10.96 [5]	0:57.55 [3]	0:46.41 [4]	0:35.21 [4]	0:23.86 [4]	0:12.53 [5]	3.22L	0:35.21	+6
		Jason Collett		Overall	1000m	(0:13.41)	(0:11.14)	(0:11.20)	(0:11.35)	(0:11.33)	(0:12.53)			
6	5	PETITE PALACE	9	68.1	0:10.81	1:11.04 [6]	0:57.18 [7]	0:46.37 [7]	0:34.96 [6]	0:23.74 [6]	0:12.41 [6]	3.73L	0:34.96	+0
		Rikki Jamieson		1000m	1000m	(0:13.86)	(0:10.81)	(0:11.41)	(0:11.22)	(0:11.33)	(0:12.41)			
7	7	FROTHSAY	2	68.5	0:10.85	1:11.48 [7]	0:57.60 [8]	0:46.75 [8]	0:35.32 [7]	0:23.81 [8]	0:12.48 [8]	6.33L	0:35.32	+0
		Mark Du Plessis		1000m	1000m	(0:13.88)	(0:10.85)	(0:11.43)	(0:11.51)	(0:11.33)	(0:12.48)			
8	8	COSMIC PROPORTIONS	4	67.9	0:11.00	1:11.83 [8]	0:57.56 [9]	0:46.56 [9]	0:35.33 [9]	0:23.77 [9]	0:12.37 [9]	8.36L	0:35.33	-1
		Regan Bayliss		800m	1000m	(0:14.27)	(0:11.00)	(0:11.23)	(0:11.56)	(0:11.40)	(0:12.37)			
9	10	THE DABBLE EFFECT	6	67.7	0:10.85	1:11.83 [9]	0:58.52 [1]	0:47.67 [1]	0:36.39 [1]	0:24.91 [3]	0:12.85 [7]	8.39L	0:36.39	+5
		Damien Thornton		1000m	1000m	(0:13.31)	(0:10.85)	(0:11.28)	(0:11.48)	(0:12.06)	(0:12.85)			

Scratched: Berezka (#4), Mia Ballerina (#9)



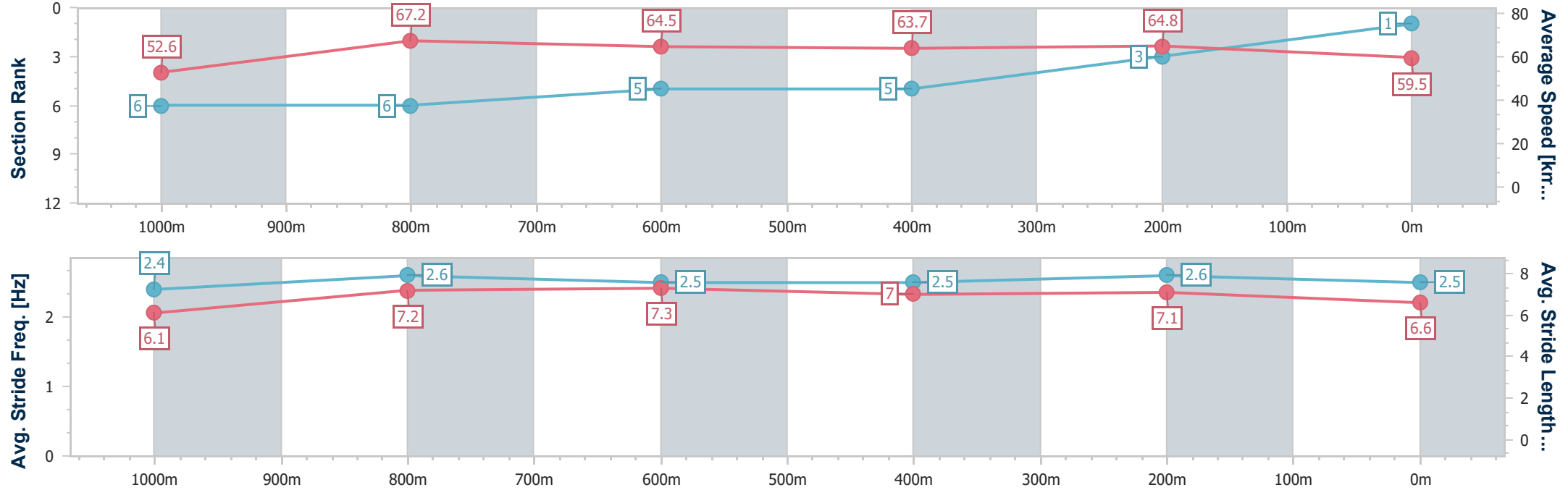
Horse/Jockey Name	Amuseantes
Final Rank	1
Fastest Section Time (Section)	0:10.92 (1000m)
Top Speed [km/h] (Section)	67.9 (1000m)
Race State	Finished



Eagle FarmProfessional
Race 1: MITTYS QTIS 3YO Fillies Plate - 1200m
28 June 2025 - 11:44
Track Rating: Good 4, Weather: Overcast, Rail Position: +6m Entire



Section	Overall	1000m	800m	600m	400m	200m							
Section Times	1:10.41 [1] (0:13.73)	0:56.68 [6] (0:10.92)	0:45.76 [6] (0:11.22)	0:34.54 [5] (0:11.34)	0:23.20 [5] (0:11.07)	0:12.13 [3] (0:12.13)							
Average Speed [km/h]	52.6	67.2	64.5	63.7	64.8	59.5							
Top Speed [km/h]	67.2	67.9	66.4	66.9	67.1	63.3							
Avg. Dist. to Rail [m]	3.9	3.6	1.6	0.7	0.6	2.3							
Avg. Stride Freq. [Hz]	2.4	2.6	2.5	2.5	2.6	2.5							
Avg. Stride Length [m]	6.1	7.2	7.3	7.0	7.1	6.6							





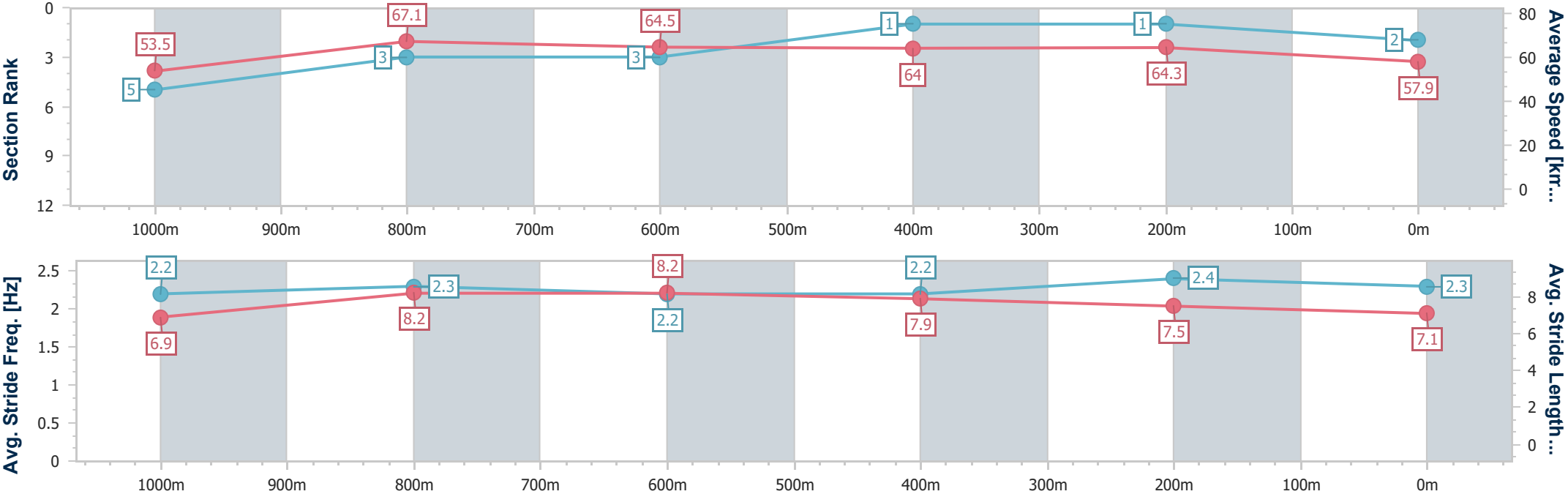
Horse/Jockey Name	Break Free
Final Rank	2
Fastest Section Time (Section)	0:10.87 (1000m)
Top Speed [km/h] (Section)	67.5 (1000m)
Race State	Finished



Eagle FarmProfessional
Race 1: MITTYS QTIS 3YO Fillies Plate - 1200m
28 June 2025 - 11:44
Track Rating: Good 4, Weather: Overcast, Rail Position: +6m Entire



Section	Overall	1000m	800m	600m	400m	200m								
Section Times	1:10.46 [2] (0:13.49)	0:56.97 [5] (0:10.87)	0:46.10 [3] (0:11.22)	0:34.88 [3] (0:11.23)	0:23.65 [1] (0:11.22)	0:12.43 [1] (0:12.43)								
Average Speed [km/h]	53.5	67.1	64.5	64.0	64.3	57.9								
Top Speed [km/h]	66.5	67.5	66.5	64.7	65.3	61.8								
Avg. Dist. to Rail [m]	1.0	2.0	1.1	0.3	0.9	0.9								
Avg. Stride Freq. [Hz]	2.2	2.3	2.2	2.2	2.4	2.3								
Avg. Stride Length [m]	6.9	8.2	8.2	7.9	7.5	7.1								





Horse/Jockey Name	Aquatier
Final Rank	3
Fastest Section Time (Section)	0:10.82 (1000m)
Top Speed [km/h] (Section)	68.7 (1000m)
Race State	Finished



Eagle FarmProfessional
Race 1: MITTYS QTIS 3YO Fillies Plate - 1200m

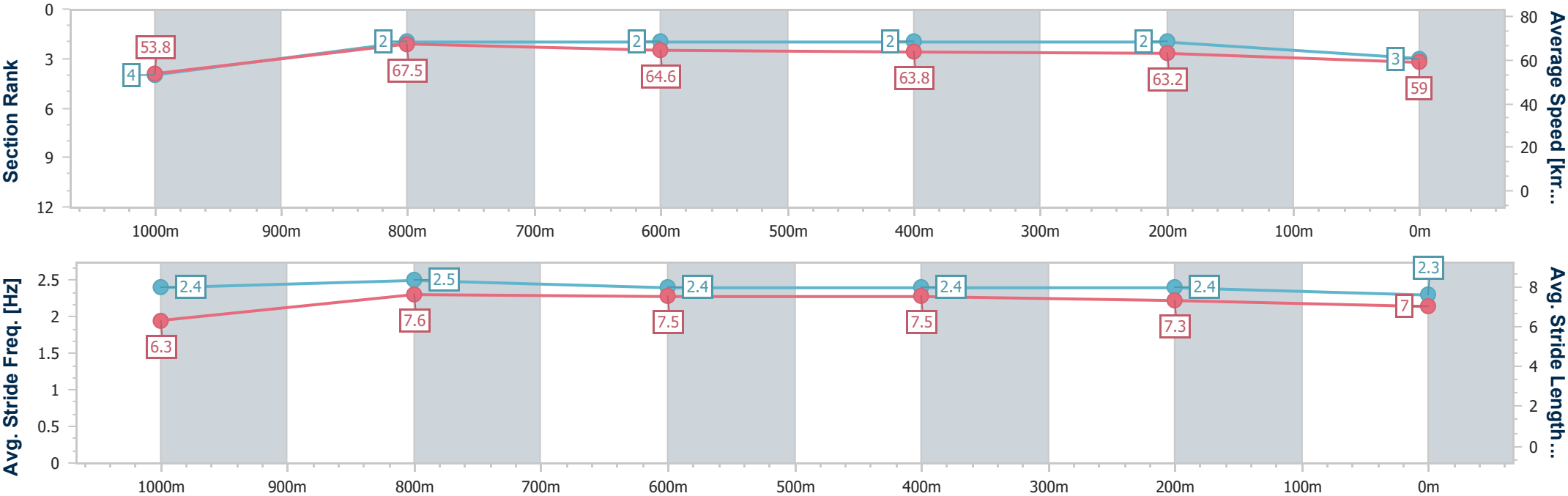
28 June 2025 - 11:44

Track Rating: Good 4, Weather: Overcast, Rail Position: +6m Entire



BRISBANE
RACING CLUB

Section	Overall	1000m	800m	600m	400m	200m							
Section Times	1:10.50 [3] (0:13.42)	0:57.08 [4] (0:10.82)	0:46.26 [2] (0:11.28)	0:34.98 [2] (0:11.38)	0:23.60 [2] (0:11.37)	0:12.23 [2] (0:12.23)							
Average Speed [km/h]	53.8	67.5	64.6	63.8	63.2	59.0							
Top Speed [km/h]	68.1	68.7	66.4	64.8	64.6	61.8							
Avg. Dist. to Rail [m]	2.2	2.7	3.2	1.4	0.5	0.3							
Avg. Stride Freq. [Hz]	2.4	2.5	2.4	2.4	2.4	2.3							
Avg. Stride Length [m]	6.3	7.6	7.5	7.5	7.3	7.0							





Horse/Jockey Name	She Ours
Final Rank	4
Fastest Section Time (Section)	0:10.96 (400m)
Top Speed [km/h] (Section)	67.9 (Overall)
Race State	Finished



Eagle FarmProfessional
Race 1: MITTYS QTIS 3YO Fillies Plate - 1200m

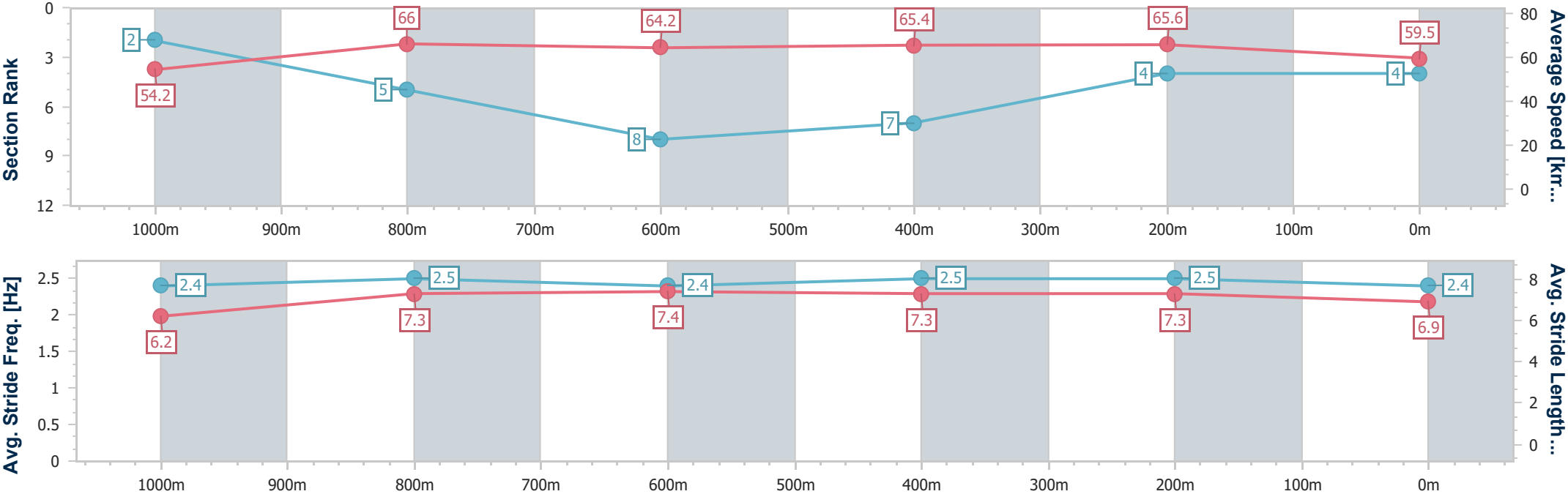
28 June 2025 - 11:44

Track Rating: Good 4, Weather: Overcast, Rail Position: +6m Entire



BRISBANE
RACING CLUB

Section	Overall	1000m	800m	600m	400m	200m							
Section Times	1:10.53 [4] (0:13.35)	0:57.18 [2] (0:11.25)	0:45.93 [5] (0:11.59)	0:34.34 [8] (0:11.27)	0:23.07 [7] (0:10.96)	0:12.11 [4] (0:12.11)							
Average Speed [km/h]	54.2	66.0	64.2	65.4	65.6	59.5							
Top Speed [km/h]	67.9	67.4	65.6	67.6	67.6	63.5							
Avg. Dist. to Rail [m]	5.7	6.6	7.3	4.4	2.7	3.1							
Avg. Stride Freq. [Hz]	2.4	2.5	2.4	2.5	2.5	2.4							
Avg. Stride Length [m]	6.2	7.3	7.4	7.3	7.3	6.9							





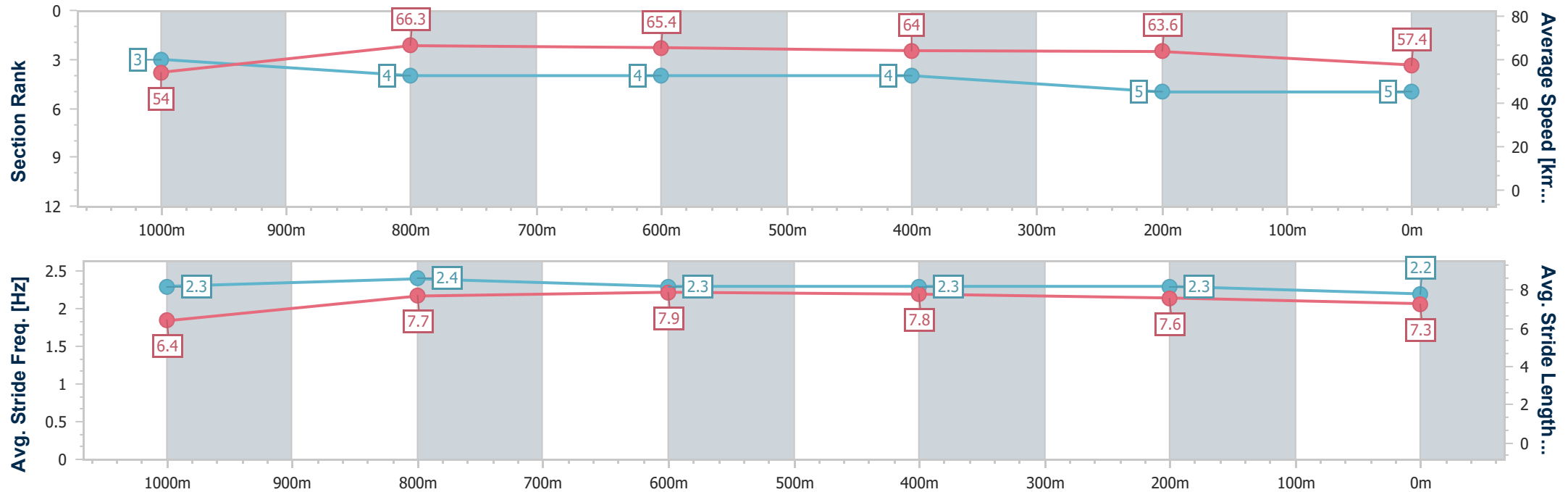
Horse/Jockey Name	Mishani Lily
Final Rank	5
Fastest Section Time (Section)	0:11.14 (1000m)
Top Speed [km/h] (Section)	68.2 (Overall)
Race State	Finished



Eagle FarmProfessional
Race 1: MITTYS QTIS 3YO Fillies Plate - 1200m
28 June 2025 - 11:44
Track Rating: Good 4, Weather: Overcast, Rail Position: +6m Entire



Section	Overall	1000m	800m	600m	400m	200m							
Section Times	1:10.96 [5] (0:13.41)	0:57.55 [3] (0:11.14)	0:46.41 [4] (0:11.20)	0:35.21 [4] (0:11.35)	0:23.86 [4] (0:11.33)	0:12.53 [5] (0:12.53)							
Average Speed [km/h]	54.0	66.3	65.4	64.0	63.6	57.4							
Top Speed [km/h]	68.2	68.1	67.0	65.2	65.6	60.5							
Avg. Dist. to Rail [m]	6.2	5.9	3.1	2.4	1.9	2.7							
Avg. Stride Freq. [Hz]	2.3	2.4	2.3	2.3	2.3	2.2							
Avg. Stride Length [m]	6.4	7.7	7.9	7.8	7.6	7.3							



[] Ranking at each section and finish
-.-.- No data available at this section
NA No data available



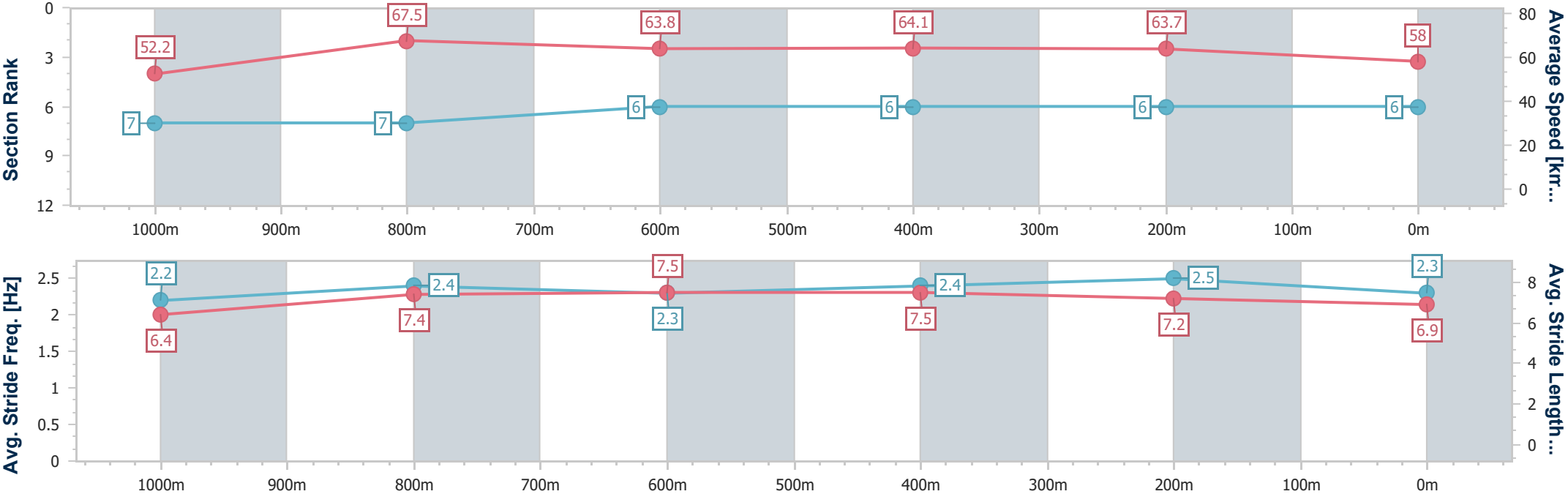
Horse/Jockey Name	Petite Palace
Final Rank	6
Fastest Section Time (Section)	0:10.81 (1000m)
Top Speed [km/h] (Section)	68.1 (1000m)
Race State	Finished



Eagle FarmProfessional
Race 1: MITTYS QTIS 3YO Fillies Plate - 1200m
28 June 2025 - 11:44
Track Rating: Good 4, Weather: Overcast, Rail Position: +6m Entire



Section	Overall	1000m	800m	600m	400m	200m								
Section Times	1:11.04 [6] (0:13.86)	0:57.18 [7] (0:10.81)	0:46.37 [7] (0:11.41)	0:34.96 [6] (0:11.22)	0:23.74 [6] (0:11.33)	0:12.41 [6] (0:12.41)								
Average Speed [km/h]	52.2	67.5	63.8	64.1	63.7	58.0								
Top Speed [km/h]	67.5	68.1	67.0	64.5	64.9	61.6								
Avg. Dist. to Rail [m]	5.3	2.7	2.8	0.7	2.6	4.3								
Avg. Stride Freq. [Hz]	2.2	2.4	2.3	2.4	2.5	2.3								
Avg. Stride Length [m]	6.4	7.4	7.5	7.5	7.2	6.9								





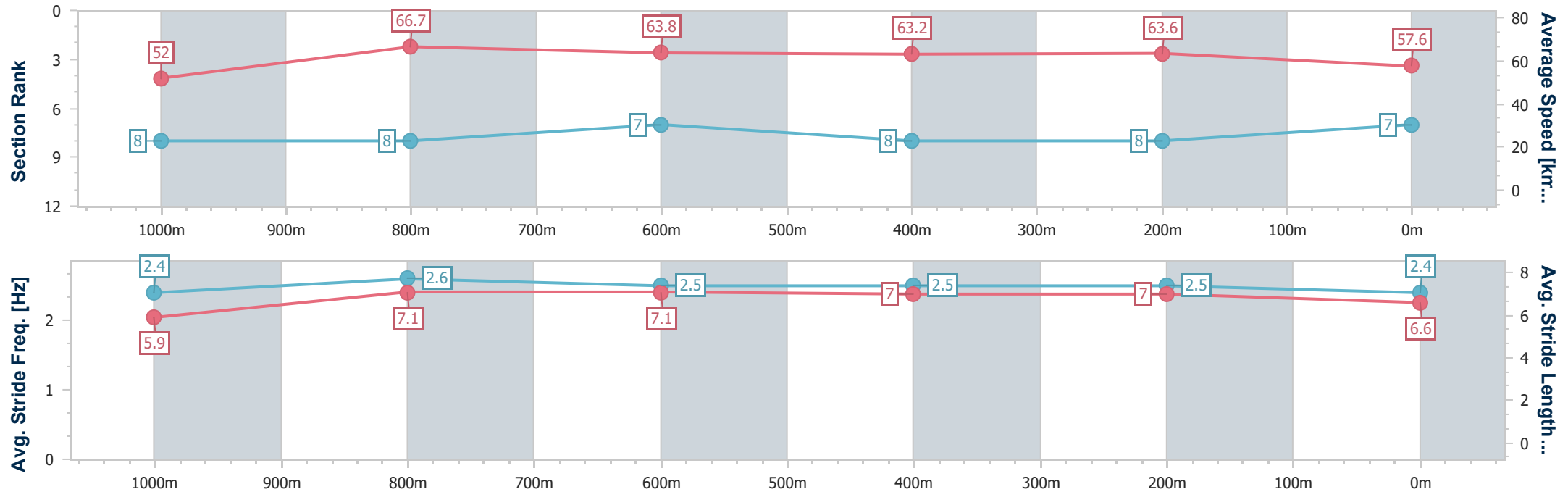
Horse/Jockey Name	Frothsay
Final Rank	7
Fastest Section Time (Section)	0:10.85 (1000m)
Top Speed [km/h] (Section)	68.5 (1000m)
Race State	Finished



Eagle FarmProfessional
Race 1: MITTYS QTIS 3YO Fillies Plate - 1200m
28 June 2025 - 11:44
Track Rating: Good 4, Weather: Overcast, Rail Position: +6m Entire



Section	Overall	1000m	800m	600m	400m	200m								
Section Times	1:11.48 [7] (0:13.88)	0:57.60 [8] (0:10.85)	0:46.75 [8] (0:11.43)	0:35.32 [7] (0:11.51)	0:23.81 [8] (0:11.33)	0:12.48 [8] (0:12.48)								
Average Speed [km/h]	52.0	66.7	63.8	63.2	63.6	57.6								
Top Speed [km/h]	65.8	68.5	68.4	64.9	64.9	61.2								
Avg. Dist. to Rail [m]	1.2	2.0	2.1	2.4	1.4	0.8								
Avg. Stride Freq. [Hz]	2.4	2.6	2.5	2.5	2.5	2.4								
Avg. Stride Length [m]	5.9	7.1	7.1	7.0	7.0	6.6								



[] Ranking at each section and finish
- - - - No data available at this section
NA No data available



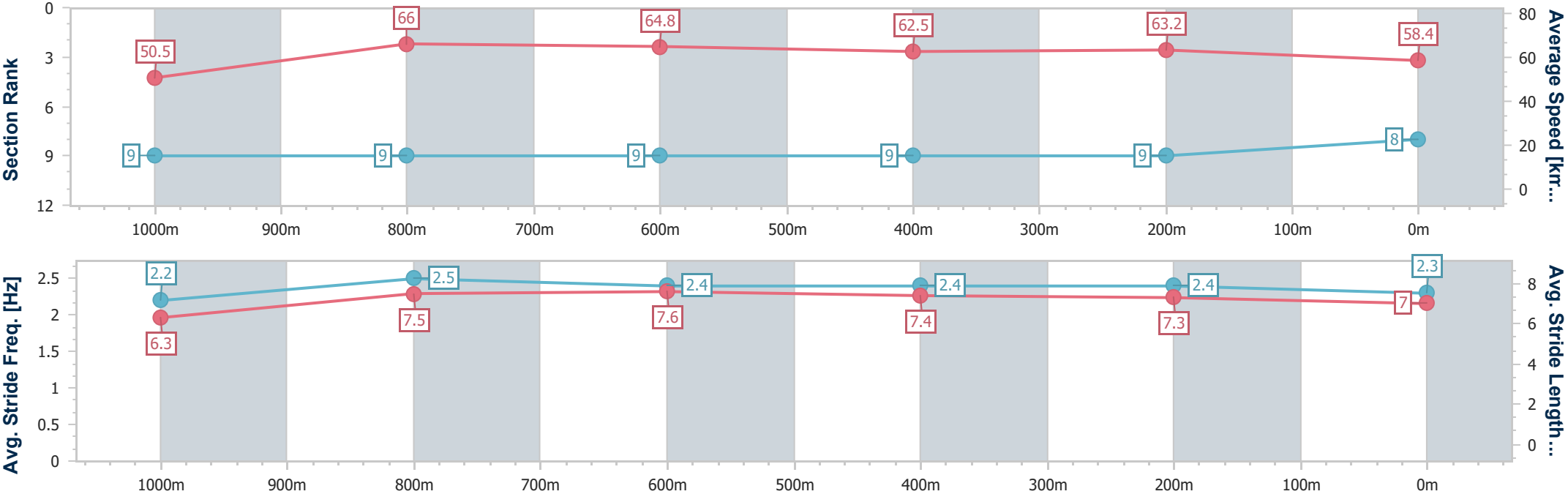
Horse/Jockey Name	Cosmic Proportions
Final Rank	8
Fastest Section Time (Section)	0:11.00 (1000m)
Top Speed [km/h] (Section)	67.9 (800m)
Race State	Finished



Eagle Farm Professional
Race 1: MITTYS QTIS 3YO Fillies Plate - 1200m
28 June 2025 - 11:44
Track Rating: Good 4, Weather: Overcast, Rail Position: +6m Entire



Section	Overall	1000m	800m	600m	400m	200m							
Section Times	1:11.83 [8] (0:14.27)	0:57.56 [9] (0:11.00)	0:46.56 [9] (0:11.23)	0:35.33 [9] (0:11.56)	0:23.77 [9] (0:11.40)	0:12.37 [9] (0:12.37)							
Average Speed [km/h]	50.5	66.0	64.8	62.5	63.2	58.4							
Top Speed [km/h]	64.9	67.7	67.9	64.2	64.8	61.4							
Avg. Dist. to Rail [m]	2.5	2.1	2.0	1.2	2.1	3.2							
Avg. Stride Freq. [Hz]	2.2	2.5	2.4	2.4	2.4	2.3							
Avg. Stride Length [m]	6.3	7.5	7.6	7.4	7.3	7.0							



[] Ranking at each section and finish
-.-.- No data available at this section
NA No data available



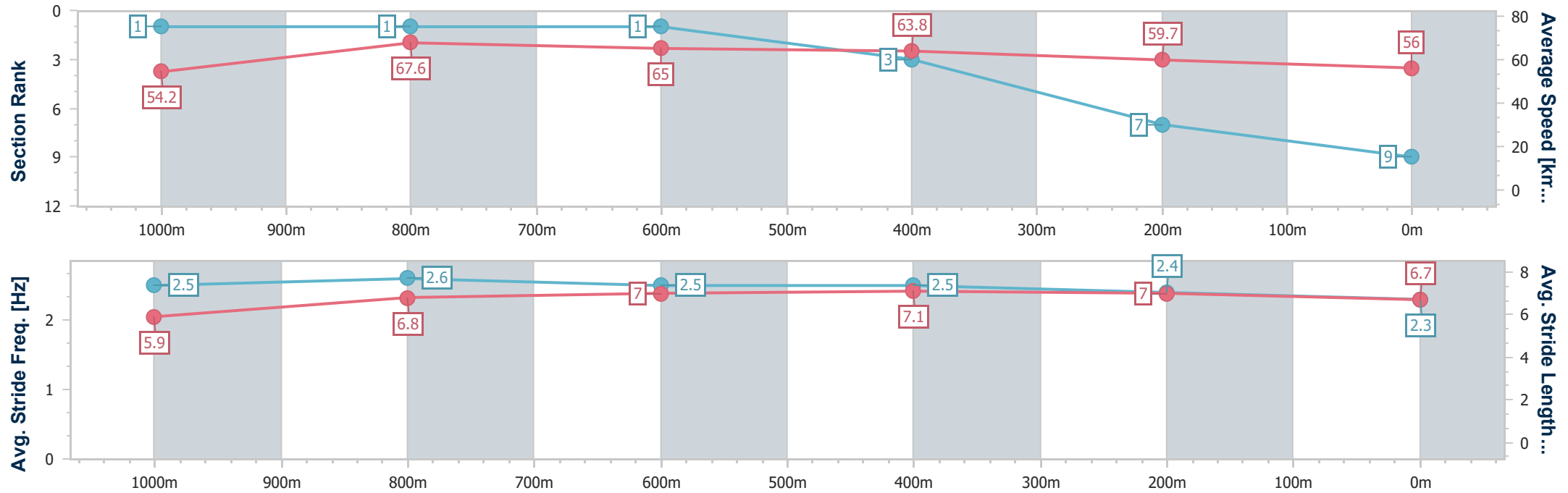
Horse/Jockey Name	The Dabble Effect
Final Rank	9
Fastest Section Time (Section)	0:10.85 (1000m)
Top Speed [km/h] (Section)	67.7 (1000m)
Race State	Finished



Eagle FarmProfessional
Race 1: MITTYS QTIS 3YO Fillies Plate - 1200m
28 June 2025 - 11:44
Track Rating: Good 4, Weather: Overcast, Rail Position: +6m Entire



Section	Overall	1000m	800m	600m	400m	200m							
Section Times	1:11.83 [9] (0:13.31)	0:58.52 [1] (0:10.85)	0:47.67 [1] (0:11.28)	0:36.39 [1] (0:11.48)	0:24.91 [3] (0:12.06)	0:12.85 [7] (0:12.85)							
Average Speed [km/h]	54.2	67.6	65.0	63.8	59.7	56.0							
Top Speed [km/h]	67.2	67.7	65.9	64.2	62.9	56.9							
Avg. Dist. to Rail [m]	4.6	3.8	4.0	2.7	2.1	2.4							
Avg. Stride Freq. [Hz]	2.5	2.6	2.5	2.5	2.4	2.3							
Avg. Stride Length [m]	5.9	6.8	7.0	7.1	7.0	6.7							





Eagle Farm Professional
Race 2: EAGLE FARM 160 YEARS RACEDAY BENCHMARK 85 Handicap
- 1200m
28 June 2025 - 12:19



Track Rating: Good 4, Weather: Overcast, Rail Position: +6m Entire

Section		Overall				1000m	800m	600m	400m	200m	Last 600m		
Field Times		1:09.66				0:56.37	0:45.49	0:34.41	0:23.31	0:12.09	0:34.41		
		(0:13.29)				(0:10.88)	(0:11.08)	(0:11.10)	(0:11.22)	(0:12.09)			
Rank	TAB Horse/Jockey	Barrier	Top Speed [km/h]	Fastest Section							Margin	Distance Travelled [m]	
1	5 HE'S HEAVEN	7	68.4	0:10.88	1:09.66 [1]	0:56.37 [1]	0:45.49 [1]	0:34.41 [1]	0:23.31 [1]	0:12.09 [1]	1:09.66	0:34.41	
	Corey Sutherland		Overall	1000m	(0:13.29)	(0:10.88)	(0:11.08)	(0:11.10)	(0:11.22)	(0:12.09)			
2	7 SET TO SHINE	1	66.6	0:10.95	1:09.95 [2]	0:56.28 [6]	0:45.33 [3]	0:34.15 [4]	0:23.01 [3]	0:11.82 [4]	1.73L	0:34.15	+2
	Angela Jones		1000m	1000m	(0:13.67)	(0:10.95)	(0:11.18)	(0:11.14)	(0:11.19)	(0:11.82)			
3	13 NORTHERN DECREE	3	67.4	0:11.03	1:10.06 [3]	0:56.18 [8]	0:45.14 [7]	0:34.01 [6]	0:22.85 [6]	0:11.82 [7]	2.39L	0:34.01	+5
	Tim Clark		1000m	400m	(0:13.88)	(0:11.04)	(0:11.13)	(0:11.16)	(0:11.03)	(0:11.82)			
4	15 MUSCHIALLI	9	68.4	0:10.89	1:10.07 [4]	0:56.42 [5]	0:45.28 [5]	0:34.14 [5]	0:23.01 [5]	0:12.12 [2]	2.43L	0:34.14	+5
	Emily Lang		400m	400m	(0:13.65)	(0:11.14)	(0:11.14)	(0:11.13)	(0:10.89)	(0:12.12)			
5	14 GODFATHER	12	67.8	0:10.83	1:10.21 [5]	0:55.97 [11]	0:44.75 [12]	0:33.74 [12]	0:22.66 [11]	0:11.83 [8]	3.23L	0:33.74	+1
	Andrew Mallyon		400m	400m	(0:14.24)	(0:11.22)	(0:11.01)	(0:11.08)	(0:10.83)	(0:11.83)			
6	6 JOHN RAMBO	11	68.4	0:10.79	1:10.21 [6]	0:55.96 [12]	0:44.82 [11]	0:33.74 [11]	0:22.52 [12]	0:11.73 [11]	3.24L	0:33.74	+7
	Ryan Maloney		800m	400m	(0:14.25)	(0:11.14)	(0:11.08)	(0:11.22)	(0:10.79)	(0:11.73)			
7	2 FLAG HALL	6	68.2	0:10.82	1:10.24 [7]	0:56.76 [2]	0:45.94 [2]	0:34.69 [2]	0:23.50 [2]	0:12.27 [3]	3.42L	0:34.69	+4
	Jason Collett		1000m	1000m	(0:13.48)	(0:10.82)	(0:11.25)	(0:11.19)	(0:11.23)	(0:12.27)			
8	10 TERMAGANT	4	66.2	0:11.10	1:10.31 [8]	0:56.78 [3]	0:45.68 [4]	0:34.51 [3]	0:23.30 [4]	0:12.16 [5]	3.81L	0:34.51	+1
	Nikita Beriman		1000m	1000m	(0:13.53)	(0:11.10)	(0:11.17)	(0:11.21)	(0:11.14)	(0:12.16)			
9	9 SKYWOLF	2	67.8	0:11.01	1:10.31 [9]	0:56.43 [7]	0:45.36 [8]	0:34.23 [7]	0:22.93 [9]	0:11.92 [9]	3.82L	0:34.23	-1
	Les Tilley		800m	400m	(0:13.88)	(0:11.07)	(0:11.13)	(0:11.30)	(0:11.01)	(0:11.92)			
10	4 GOLDSBOROUGH	10	67.6	0:10.96	1:10.42 [10]	0:56.79 [4]	0:45.58 [6]	0:34.29 [8]	0:23.19 [7]	0:12.23 [6]	4.49L	0:34.29	+9
	Cody Collis		600m	400m	(0:13.63)	(0:11.21)	(0:11.29)	(0:11.10)	(0:10.96)	(0:12.23)			

Scratched: Millane (#1), Mahbaby (#12), Rise Of The Masses (#3)

Report Created: Sat 28 June 2025 12:59 GMT+10 (Note: Timing is based on position data)

Page 1/14

[] Ranking at each section and finish
-:-:- No data available at this section
NA No data available

SCN Saddle cloth number
DNF Did not finish
DNT Did not track

data processed by  TRIPLESDATA



Eagle Farm Professional
Race 2: EAGLE FARM 160 YEARS RACEDAY BENCHMARK 85 Handicap
- 1200m

28 June 2025 - 12:19



Track Rating: Good 4, Weather: Overcast, Rail Position: +6m Entire

Section						Overall	1000m	800m	600m	400m	200m	Last 600m		
Field Times						1:09.66 (0:13.29)	0:56.37 (0:10.88)	0:45.49 (0:11.08)	0:34.41 (0:11.10)	0:23.31 (0:11.22)	0:12.09 (0:12.09)	0:34.41		
Rank	TAB	Horse/Jockey	Barrier	Top Speed [km/h]	Fastest Section							Margin		Distance Travelled [m]
11	8	RALPHIE	8	68.0	0:11.05	1:10.64 [11]	0:56.60 [9]	0:45.51 [9]	0:34.45 [9]	0:23.28 [8]	0:12.23 [10]	5.78L	0:34.45	+5
		Damien Thornton		400m	400m	(0:14.04)	(0:11.09)	(0:11.06)	(0:11.17)	(0:11.05)	(0:12.23)			
12	11	HE'S XCEPTIONAL	5	68.2	0:10.96	1:10.69 [12]	0:56.57 [10]	0:45.38 [10]	0:34.33 [10]	0:23.15 [10]	0:12.19 [12]	6.09L	0:34.33	+2
		Jag Guthmann-Chester		800m	400m	(0:14.12)	(0:11.19)	(0:11.05)	(0:11.18)	(0:10.96)	(0:12.19)			

Scratched: Millane (#1), Mahbaby (#12), Rise Of The Masses (#3)



Horse/Jockey Name	He's Heaven
Final Rank	1
Fastest Section Time (Section)	0:10.88 (1000m)
Top Speed [km/h] (Section)	68.4 (Overall)
Race State	Finished

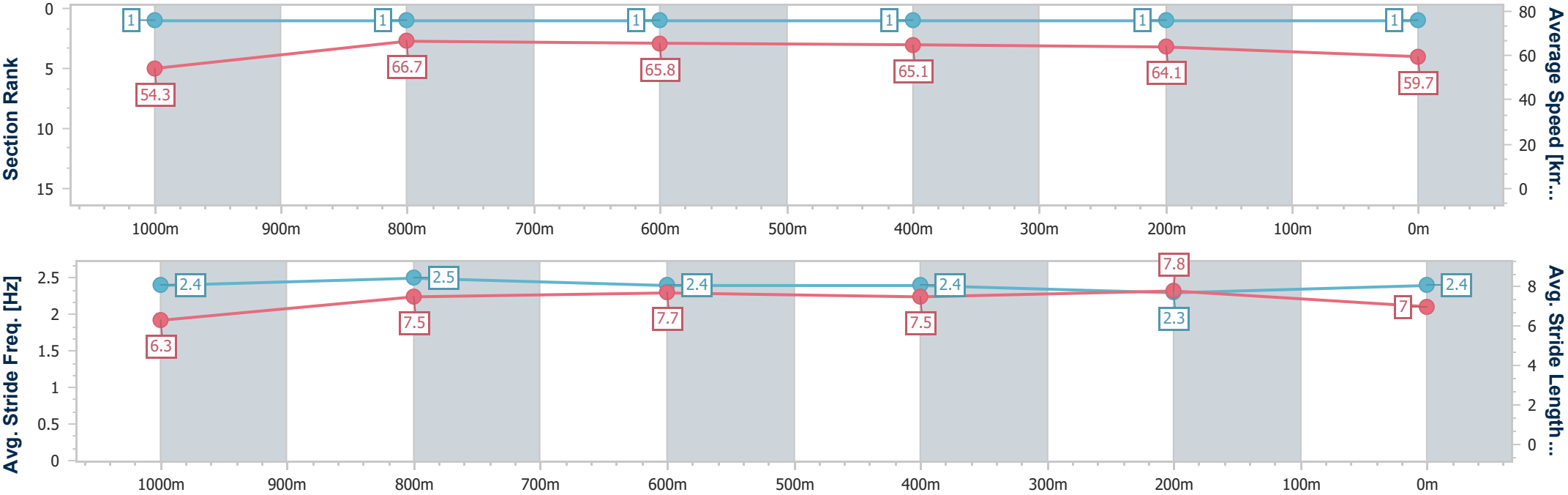


Eagle Farm Professional
Race 2: EAGLE FARM 160 YEARS RACEDAY BENCHMARK 85
Handicap - 1200m
28 June 2025 - 12:19
Track Rating: Good 4, Weather: Overcast, Rail Position: +6m Entire



BRISBANE
RACING CLUB

Section	Overall	1000m	800m	600m	400m	200m								
Section Times	1:09.66 [1] (0:13.29)	0:56.37 [1] (0:10.88)	0:45.49 [1] (0:11.08)	0:34.41 [1] (0:11.10)	0:23.31 [1] (0:11.22)	0:12.09 [1] (0:12.09)								
Average Speed [km/h]	54.3	66.7	65.8	65.1	64.1	59.7								
Top Speed [km/h]	68.4	67.6	66.9	66.2	65.3	62.6								
Avg. Dist. to Rail [m]	4.9	2.3	2.4	0.9	0.8	0.6								
Avg. Stride Freq. [Hz]	2.4	2.5	2.4	2.4	2.3	2.4								
Avg. Stride Length [m]	6.3	7.5	7.7	7.5	7.8	7.0								





Horse/Jockey Name	Set To Shine
Final Rank	2
Fastest Section Time (Section)	0:10.95 (1000m)
Top Speed [km/h] (Section)	66.6 (1000m)
Race State	Finished

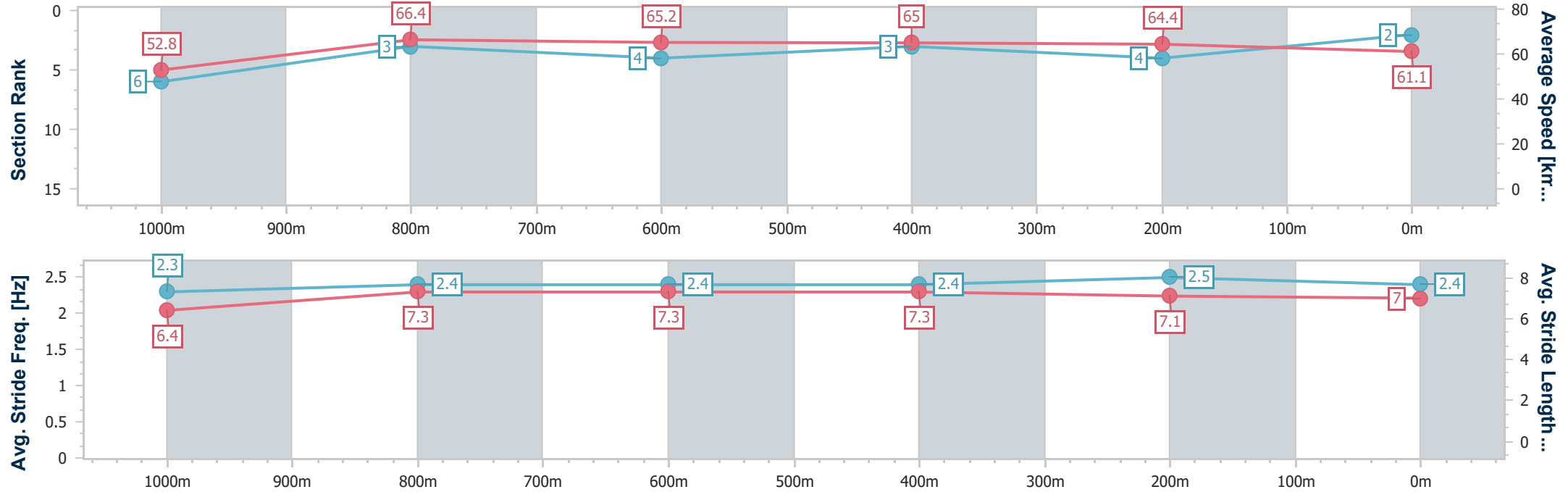


Eagle FarmProfessional
Race 2: EAGLE FARM 160 YEARS RACEDAY BENCHMARK 85
Handicap - 1200m
28 June 2025 - 12:19
Track Rating: Good 4, Weather: Overcast, Rail Position: +6m Entire



BRISBANE
RACING CLUB

Section	Overall	1000m	800m	600m	400m	200m							
Section Times	1:09.95 [2] (0:13.67)	0:56.28 [6] (0:10.95)	0:45.33 [3] (0:11.18)	0:34.15 [4] (0:11.14)	0:23.01 [3] (0:11.19)	0:11.82 [4] (0:11.82)							
Average Speed [km/h]	52.8	66.4	65.2	65.0	64.4	61.1							
Top Speed [km/h]	65.3	66.6	65.7	65.4	65.7	63.1							
Avg. Dist. to Rail [m]	1.0	2.4	2.7	1.3	2.6	4.2							
Avg. Stride Freq. [Hz]	2.3	2.4	2.4	2.4	2.5	2.4							
Avg. Stride Length [m]	6.4	7.3	7.3	7.3	7.1	7.0							





Horse/Jockey Name	Northern Decree
Final Rank	3
Fastest Section Time (Section)	0:11.03 (400m)
Top Speed [km/h] (Section)	67.4 (1000m)
Race State	Finished

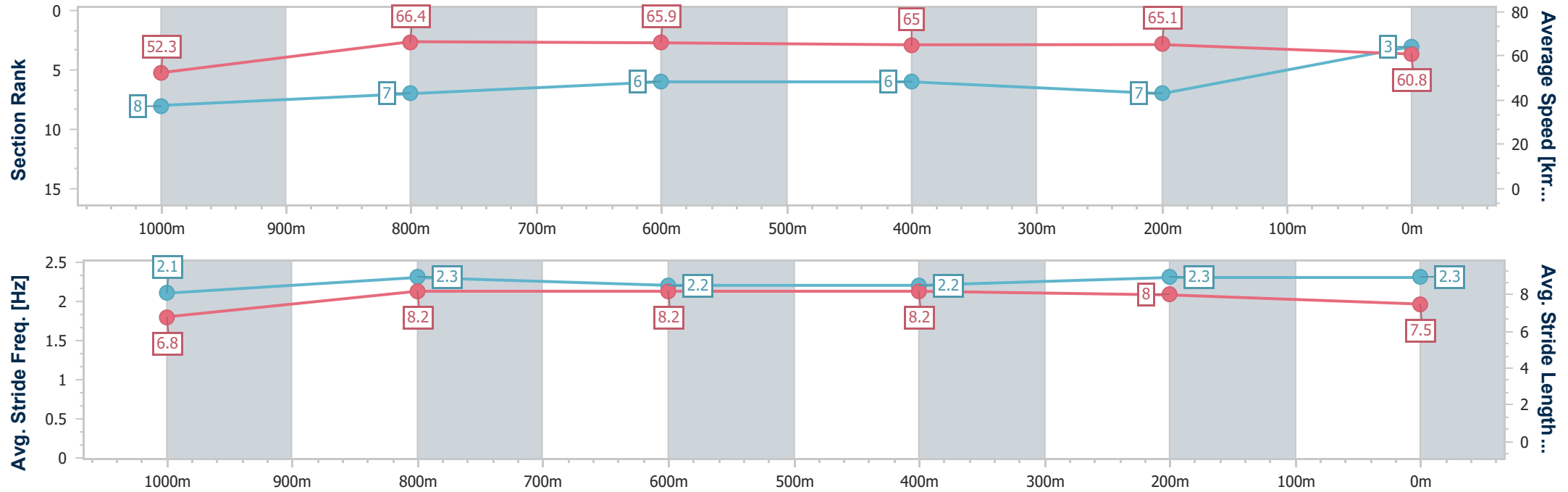


Eagle FarmProfessional
Race 2: EAGLE FARM 160 YEARS RACEDAY BENCHMARK 85
Handicap - 1200m
28 June 2025 - 12:19
Track Rating: Good 4, Weather: Overcast, Rail Position: +6m Entire



BRISBANE
RACING CLUB

Section	Overall	1000m	800m	600m	400m	200m								
Section Times	1:10.06 [3] (0:13.88)	0:56.18 [8] (0:11.04)	0:45.14 [7] (0:11.13)	0:34.01 [6] (0:11.16)	0:22.85 [6] (0:11.03)	0:11.82 [7] (0:11.82)								
Average Speed [km/h]	52.3	66.4	65.9	65.0	65.1	60.8								
Top Speed [km/h]	64.2	67.4	67.0	66.1	66.5	63.9								
Avg. Dist. to Rail [m]	2.9	4.3	3.7	1.1	3.2	4.7								
Avg. Stride Freq. [Hz]	2.1	2.3	2.2	2.2	2.3	2.3								
Avg. Stride Length [m]	6.8	8.2	8.2	8.2	8.0	7.5								



[] Ranking at each section and finish
-.-.- No data available at this section
NA No data available



Horse/Jockey Name	Muschialli
Final Rank	4
Fastest Section Time (Section)	0:10.89 (400m)
Top Speed [km/h] (Section)	68.4 (400m)
Race State	Finished

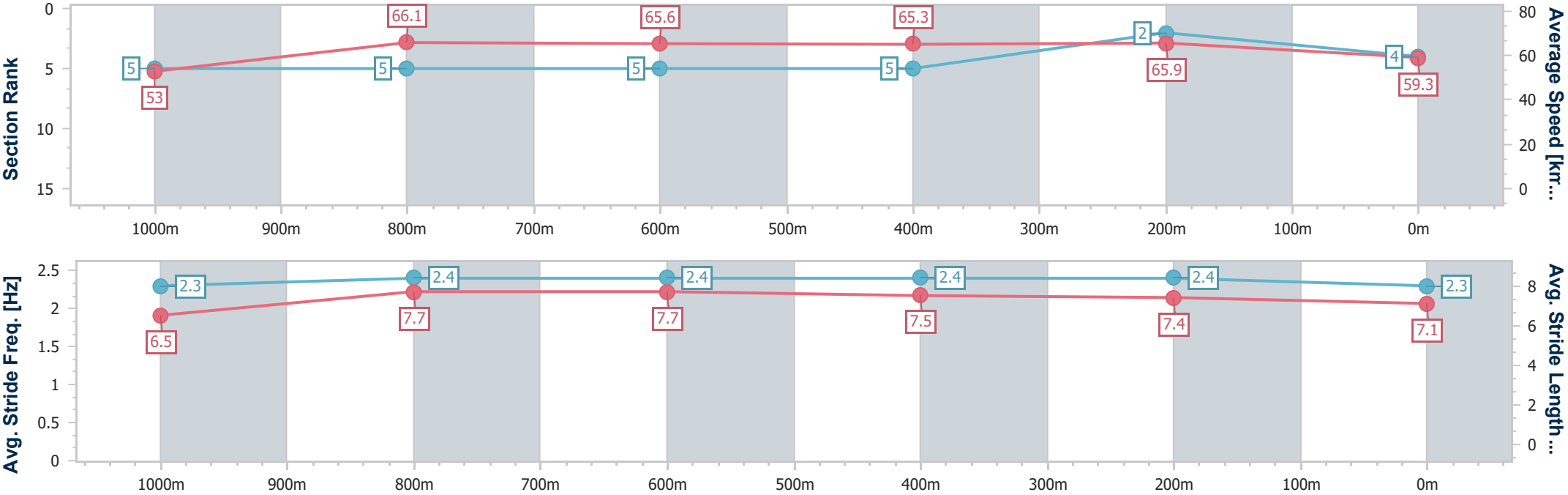


Eagle FarmProfessional
Race 2: EAGLE FARM 160 YEARS RACEDAY BENCHMARK 85
Handicap - 1200m
28 June 2025 - 12:19
Track Rating: Good 4, Weather: Overcast, Rail Position: +6m Entire



BRISBANE
RACING CLUB

Section	Overall	1000m	800m	600m	400m	200m								
Section Times	1:10.07 [4] (0:13.65)	0:56.42 [5] (0:11.14)	0:45.28 [5] (0:11.14)	0:34.14 [5] (0:11.13)	0:23.01 [5] (0:10.89)	0:12.12 [2] (0:12.12)								
Average Speed [km/h]	53.0	66.1	65.6	65.3	65.9	59.3								
Top Speed [km/h]	66.4	67.5	66.7	67.6	68.4	63.4								
Avg. Dist. to Rail [m]	8.3	4.6	2.3	2.0	2.5	3.2								
Avg. Stride Freq. [Hz]	2.3	2.4	2.4	2.4	2.4	2.3								
Avg. Stride Length [m]	6.5	7.7	7.7	7.5	7.4	7.1								





Horse/Jockey Name	Godfather
Final Rank	5
Fastest Section Time (Section)	0:10.83 (400m)
Top Speed [km/h] (Section)	67.8 (400m)
Race State	Finished

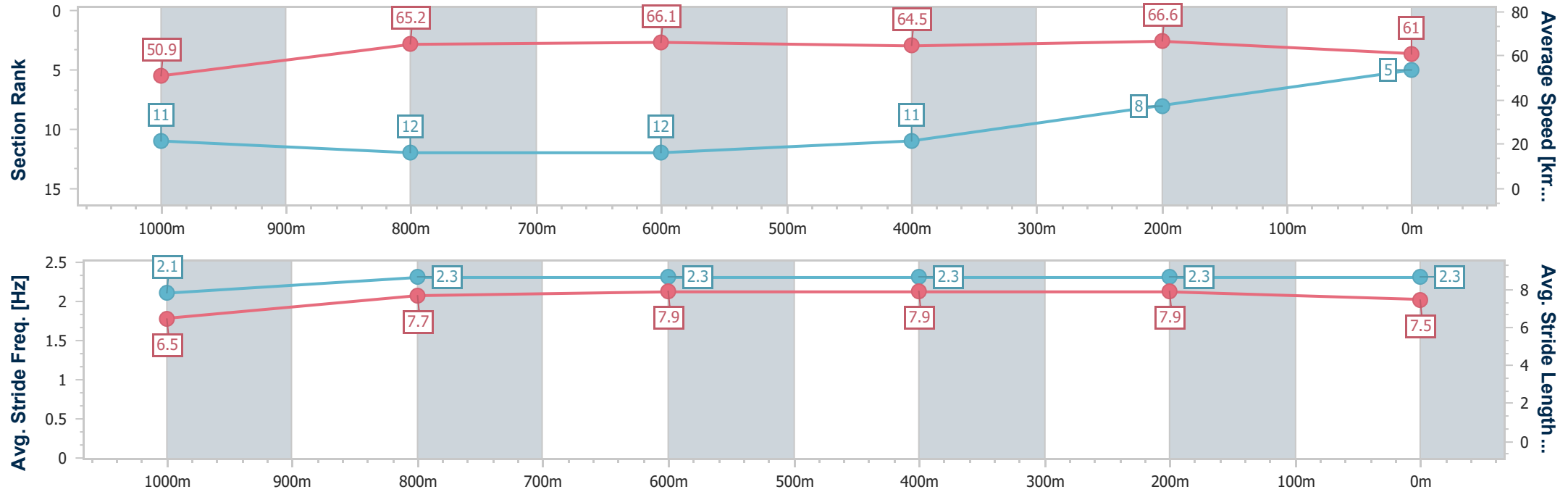


Eagle FarmProfessional
Race 2: EAGLE FARM 160 YEARS RACEDAY BENCHMARK 85
Handicap - 1200m
28 June 2025 - 12:19
Track Rating: Good 4, Weather: Overcast, Rail Position: +6m Entire



BRISBANE
RACING CLUB

Section	Overall	1000m	800m	600m	400m	200m								
Section Times	1:10.21 [5] (0:14.24)	0:55.97 [11] (0:11.22)	0:44.75 [12] (0:11.01)	0:33.74 [12] (0:11.08)	0:22.66 [11] (0:10.83)	0:11.83 [8] (0:11.83)								
Average Speed [km/h]	50.9	65.2	66.1	64.5	66.6	61.0								
Top Speed [km/h]	65.0	66.4	67.4	67.2	67.8	65.0								
Avg. Dist. to Rail [m]	7.7	2.8	2.2	1.0	2.6	4.5								
Avg. Stride Freq. [Hz]	2.1	2.3	2.3	2.3	2.3	2.3								
Avg. Stride Length [m]	6.5	7.7	7.9	7.9	7.9	7.5								





Horse/Jockey Name	John Rambo
Final Rank	6
Fastest Section Time (Section)	0:10.79 (400m)
Top Speed [km/h] (Section)	68.4 (800m)
Race State	Finished

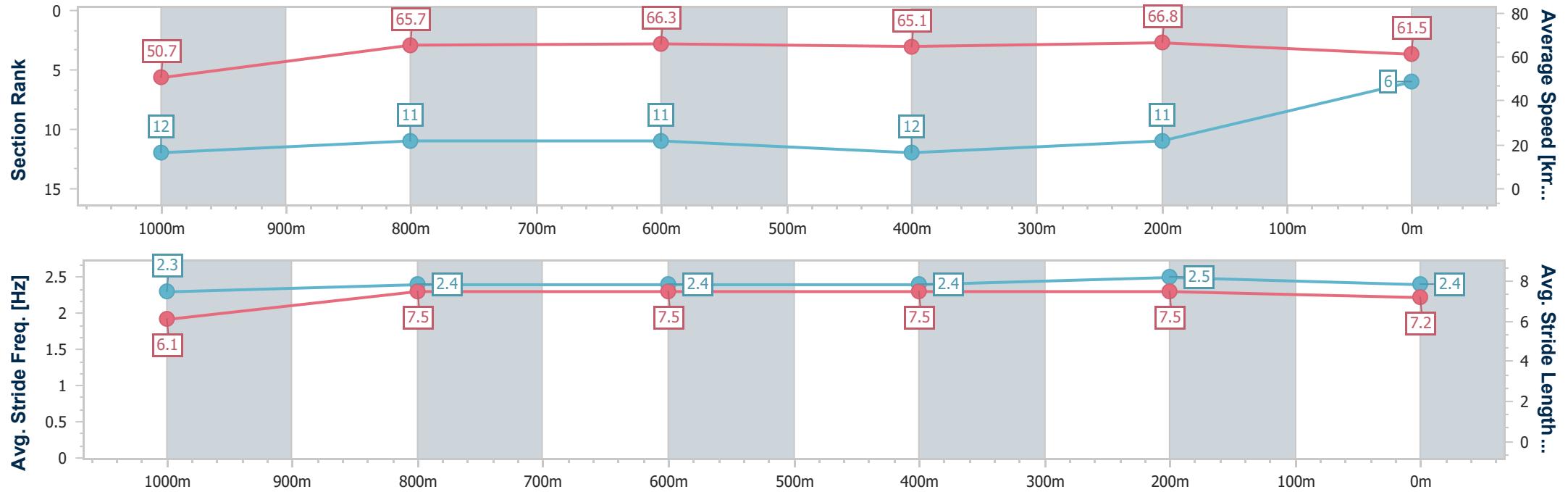


Eagle FarmProfessional
Race 2: EAGLE FARM 160 YEARS RACEDAY BENCHMARK 85
Handicap - 1200m
28 June 2025 - 12:19
Track Rating: Good 4, Weather: Overcast, Rail Position: +6m Entire



BRISBANE
RACING CLUB

Section	Overall	1000m	800m	600m	400m	200m								
Section Times	1:10.21 [6] (0:14.25)	0:55.96 [12] (0:11.14)	0:44.82 [11] (0:11.08)	0:33.74 [11] (0:11.22)	0:22.52 [12] (0:10.79)	0:11.73 [11] (0:11.73)								
Average Speed [km/h]	50.7	65.7	66.3	65.1	66.8	61.5								
Top Speed [km/h]	63.2	67.5	68.4	67.3	68.0	64.8								
Avg. Dist. to Rail [m]	7.7	4.1	3.9	3.4	7.7	9.8								
Avg. Stride Freq. [Hz]	2.3	2.4	2.4	2.4	2.5	2.4								
Avg. Stride Length [m]	6.1	7.5	7.5	7.5	7.5	7.2								





Horse/Jockey Name	Flag Hall
Final Rank	7
Fastest Section Time (Section)	0:10.82 (1000m)
Top Speed [km/h] (Section)	68.2 (1000m)
Race State	Finished

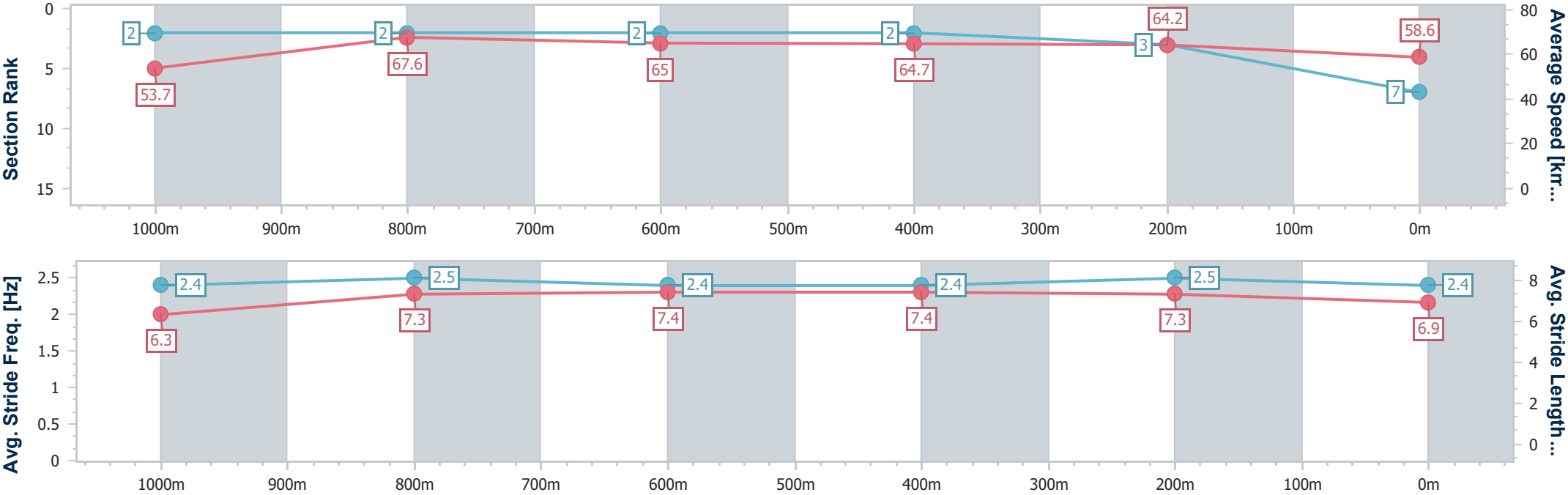


Eagle FarmProfessional
Race 2: EAGLE FARM 160 YEARS RACEDAY BENCHMARK 85
Handicap - 1200m
28 June 2025 - 12:19
Track Rating: Good 4, Weather: Overcast, Rail Position: +6m Entire



BRISBANE
RACING CLUB

Section	Overall	1000m	800m	600m	400m	200m								
Section Times	1:10.24 [7] (0:13.48)	0:56.76 [2] (0:10.82)	0:45.94 [2] (0:11.25)	0:34.69 [2] (0:11.19)	0:23.50 [2] (0:11.23)	0:12.27 [3] (0:12.27)								
Average Speed [km/h]	53.7	67.6	65.0	64.7	64.2	58.6								
Top Speed [km/h]	68.0	68.2	66.6	65.8	66.1	62.3								
Avg. Dist. to Rail [m]	3.7	3.9	3.4	1.1	3.1	2.6								
Avg. Stride Freq. [Hz]	2.4	2.5	2.4	2.4	2.5	2.4								
Avg. Stride Length [m]	6.3	7.3	7.4	7.4	7.3	6.9								





Horse/Jockey Name	Termagant
Final Rank	8
Fastest Section Time (Section)	0:11.10 (1000m)
Top Speed [km/h] (Section)	66.2 (1000m)
Race State	Finished

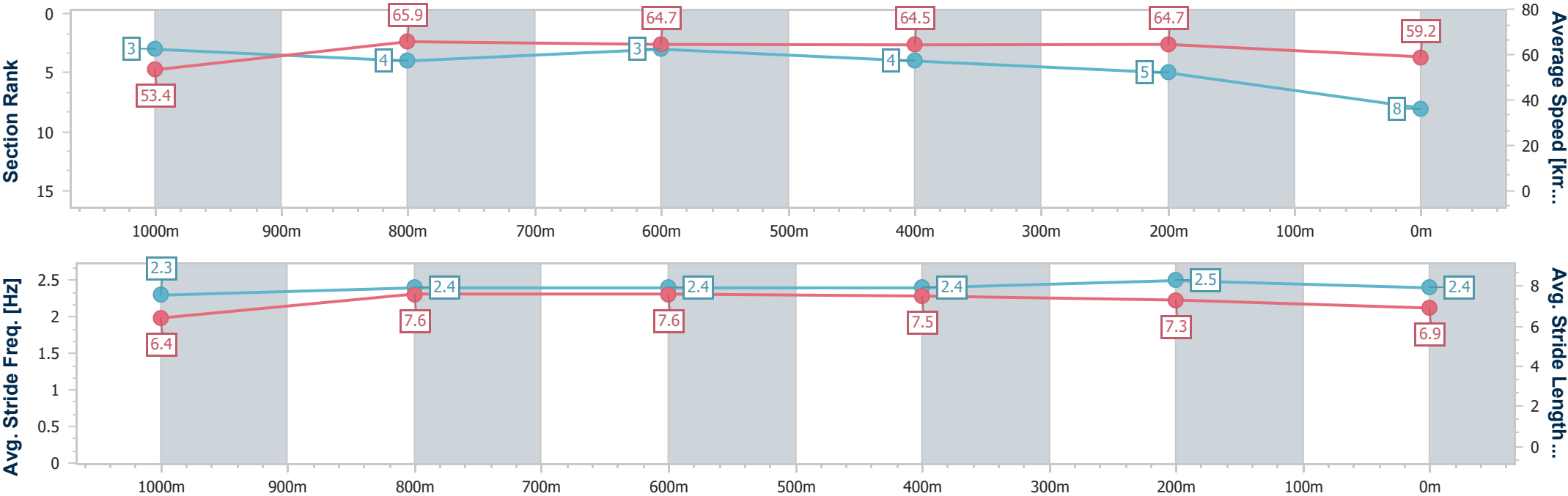


Eagle FarmProfessional
Race 2: EAGLE FARM 160 YEARS RACEDAY BENCHMARK 85
Handicap - 1200m
28 June 2025 - 12:19
Track Rating: Good 4, Weather: Overcast, Rail Position: +6m Entire



BRISBANE
RACING CLUB

Section	Overall	1000m	800m	600m	400m	200m							
Section Times	1:10.31 [8] (0:13.53)	0:56.78 [3] (0:11.10)	0:45.68 [4] (0:11.17)	0:34.51 [3] (0:11.21)	0:23.30 [4] (0:11.14)	0:12.16 [5] (0:12.16)							
Average Speed [km/h]	53.4	65.9	64.7	64.5	64.7	59.2							
Top Speed [km/h]	66.1	66.2	66.1	65.6	65.9	62.2							
Avg. Dist. to Rail [m]	4.0	3.1	1.6	0.8	0.8	2.1							
Avg. Stride Freq. [Hz]	2.3	2.4	2.4	2.4	2.5	2.4							
Avg. Stride Length [m]	6.4	7.6	7.6	7.5	7.3	6.9							





Horse/Jockey Name	Skywolf
Final Rank	9
Fastest Section Time (Section)	0:11.01 (400m)
Top Speed [km/h] (Section)	67.8 (800m)
Race State	Finished

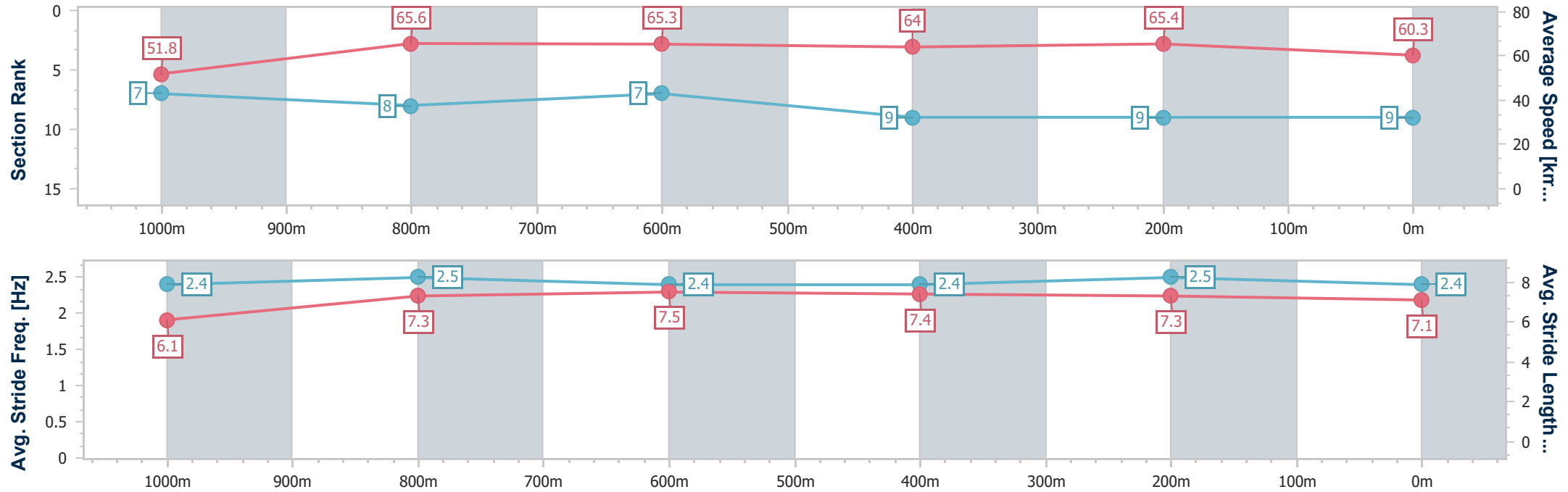


Eagle FarmProfessional
Race 2: EAGLE FARM 160 YEARS RACEDAY BENCHMARK 85
Handicap - 1200m
28 June 2025 - 12:19
Track Rating: Good 4, Weather: Overcast, Rail Position: +6m Entire



BRISBANE
RACING CLUB

Section	Overall	1000m	800m	600m	400m	200m								
Section Times	1:10.31 [9] (0:13.88)	0:56.43 [7] (0:11.07)	0:45.36 [8] (0:11.13)	0:34.23 [7] (0:11.30)	0:22.93 [9] (0:11.01)	0:11.92 [9] (0:11.92)								
Average Speed [km/h]	51.8	65.6	65.3	64.0	65.4	60.3								
Top Speed [km/h]	65.5	66.6	67.8	65.8	67.1	62.7								
Avg. Dist. to Rail [m]	0.7	1.1	1.8	0.8	1.8	1.9								
Avg. Stride Freq. [Hz]	2.4	2.5	2.4	2.4	2.5	2.4								
Avg. Stride Length [m]	6.1	7.3	7.5	7.4	7.3	7.1								





Horse/Jockey Name	Goldsborough
Final Rank	10
Fastest Section Time (Section)	0:10.96 (400m)
Top Speed [km/h] (Section)	67.6 (600m)
Race State	Finished

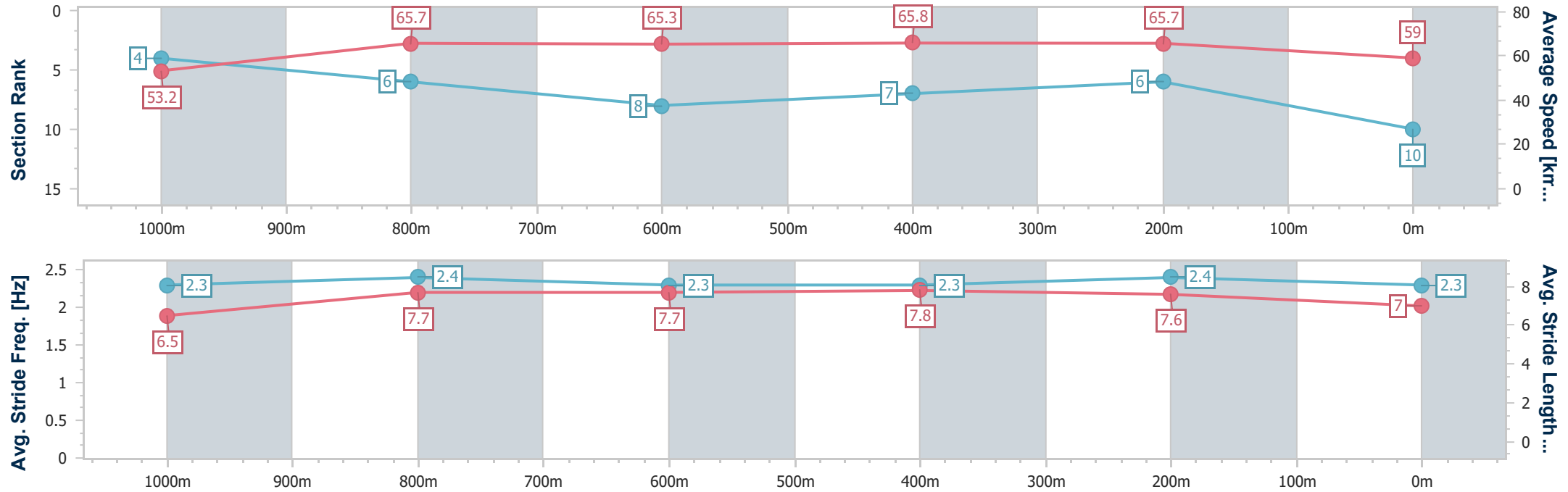


Eagle FarmProfessional
Race 2: EAGLE FARM 160 YEARS RACEDAY BENCHMARK 85
Handicap - 1200m
28 June 2025 - 12:19
Track Rating: Good 4, Weather: Overcast, Rail Position: +6m Entire



BRISBANE
RACING CLUB

Section	Overall	1000m	800m	600m	400m	200m							
Section Times	1:10.42 [10] (0:13.63)	0:56.79 [4] (0:11.21)	0:45.58 [6] (0:11.29)	0:34.29 [8] (0:11.10)	0:23.19 [7] (0:10.96)	0:12.23 [6] (0:12.23)							
Average Speed [km/h]	53.2	65.7	65.3	65.8	65.7	59.0							
Top Speed [km/h]	65.7	66.4	66.7	67.6	67.1	63.2							
Avg. Dist. to Rail [m]	6.9	5.2	5.4	2.8	4.6	6.5							
Avg. Stride Freq. [Hz]	2.3	2.4	2.3	2.3	2.4	2.3							
Avg. Stride Length [m]	6.5	7.7	7.7	7.8	7.6	7.0							





Horse/Jockey Name	Ralphie
Final Rank	11
Fastest Section Time (Section)	0:11.05 (400m)
Top Speed [km/h] (Section)	68.0 (400m)
Race State	Finished

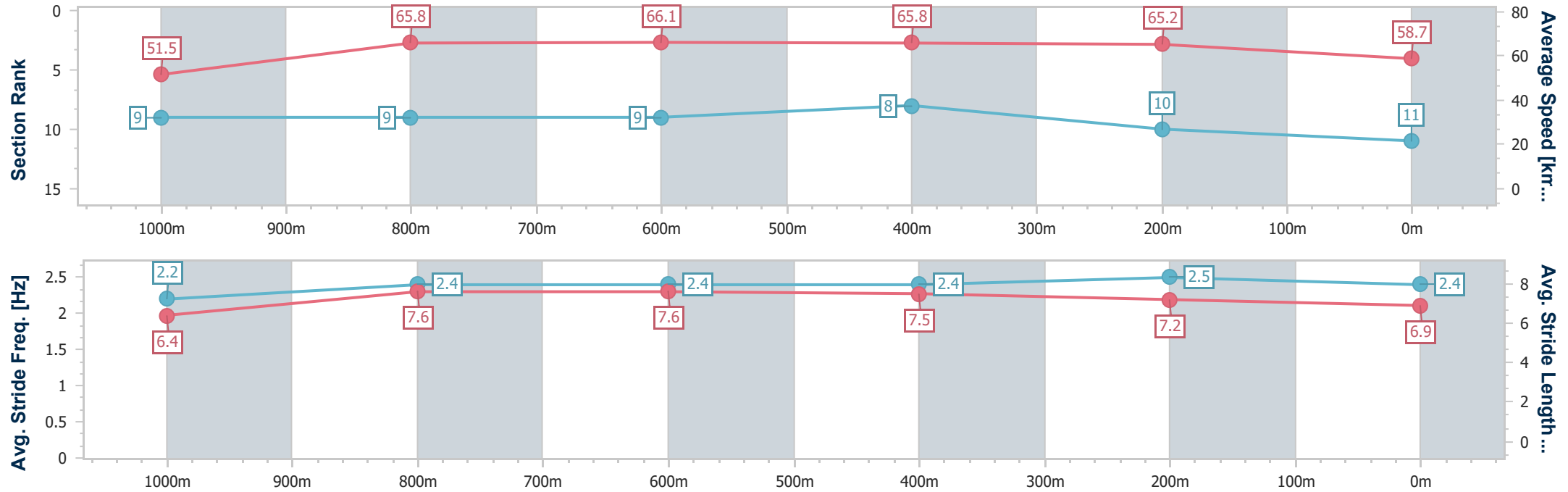


Eagle FarmProfessional
Race 2: EAGLE FARM 160 YEARS RACEDAY BENCHMARK 85
Handicap - 1200m
28 June 2025 - 12:19
Track Rating: Good 4, Weather: Overcast, Rail Position: +6m Entire



BRISBANE
RACING CLUB

Section	Overall	1000m	800m	600m	400m	200m								
Section Times	1:10.64 [11] (0:14.04)	0:56.60 [9] (0:11.09)	0:45.51 [9] (0:11.06)	0:34.45 [9] (0:11.17)	0:23.28 [8] (0:11.05)	0:12.23 [10] (0:12.23)								
Average Speed [km/h]	51.5	65.8	66.1	65.8	65.2	58.7								
Top Speed [km/h]	65.0	67.9	67.8	68.0	68.0	64.1								
Avg. Dist. to Rail [m]	5.0	3.5	3.5	3.4	6.3	7.7								
Avg. Stride Freq. [Hz]	2.2	2.4	2.4	2.4	2.5	2.4								
Avg. Stride Length [m]	6.4	7.6	7.6	7.5	7.2	6.9								





Horse/Jockey Name	He's Xceptional
Final Rank	12
Fastest Section Time (Section)	0:10.96 (400m)
Top Speed [km/h] (Section)	68.2 (800m)
Race State	Finished

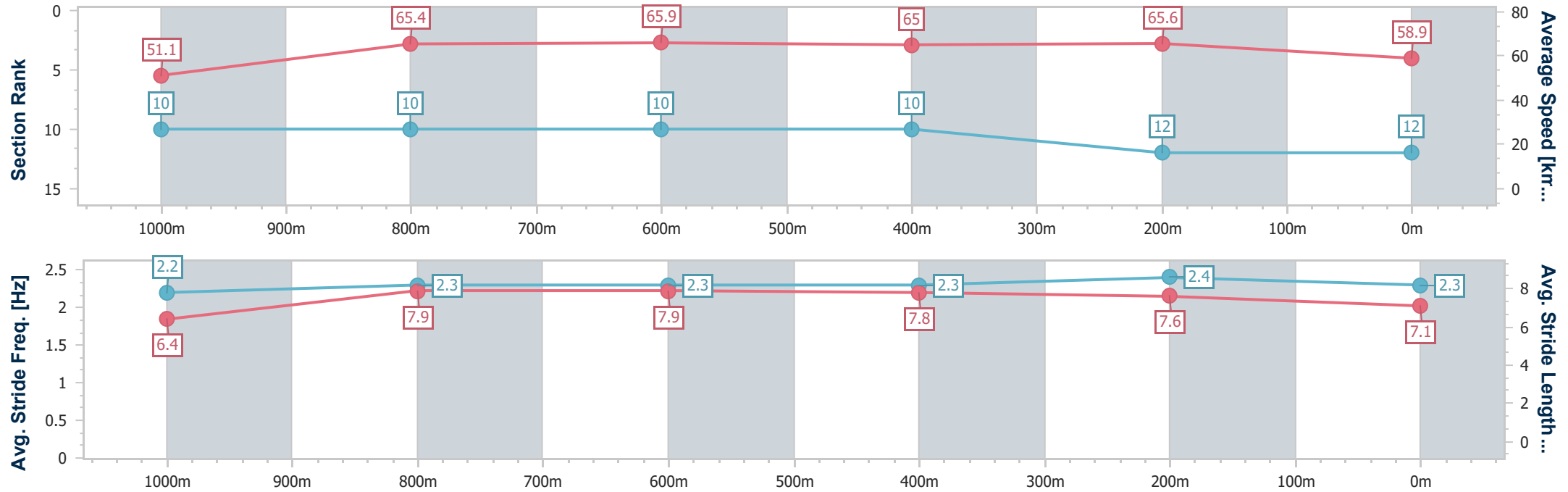


Eagle FarmProfessional
Race 2: EAGLE FARM 160 YEARS RACEDAY BENCHMARK 85
Handicap - 1200m
28 June 2025 - 12:19
Track Rating: Good 4, Weather: Overcast, Rail Position: +6m Entire



BRISBANE
RACING CLUB

Section	Overall	1000m	800m	600m	400m	200m								
Section Times	1:10.69 [12] (0:14.12)	0:56.57 [10] (0:11.19)	0:45.38 [10] (0:11.05)	0:34.33 [10] (0:11.18)	0:23.15 [10] (0:10.96)	0:12.19 [12] (0:12.19)								
Average Speed [km/h]	51.1	65.4	65.9	65.0	65.6	58.9								
Top Speed [km/h]	65.3	67.5	68.2	67.0	67.8	64.0								
Avg. Dist. to Rail [m]	3.3	3.2	2.8	1.3	2.8	4.6								
Avg. Stride Freq. [Hz]	2.2	2.3	2.3	2.3	2.4	2.3								
Avg. Stride Length [m]	6.4	7.9	7.9	7.8	7.6	7.1								





Eagle Farm Professional

Race 3: LADBROKES 2025 BATTLE OF THE BUSH FINAL - 1200m

28 June 2025 - 12:56



BRISBANE
RACING CLUB

Track Rating: Good 4, Weather: Overcast, Rail Position: +6m Entire

Section						Overall	1000m	800m	600m	400m	200m	Last 600m		
Field Times						1:10.75 (0:13.00)	0:57.75 (0:10.69)	0:47.06 (0:11.40)	0:35.66 (0:11.35)	0:24.31 (0:11.54)	0:12.77 (0:12.77)	0:35.66		
Rank	TAB	Horse/Jockey	Barrier	Top Speed [km/h]	Fastest Section							Margin	Distance Travelled [m]	
1	13	PESHPWA	8	68.7	0:10.97	1:10.75 [1]	0:57.38 [7]	0:46.41 [8]	0:35.09 [8]	0:23.53 [8]	0:12.16 [5]	1:10.75	0:35.09	
		Angela Jones		1000m	1000m	(0:13.37)	(0:10.97)	(0:11.32)	(0:11.56)	(0:11.37)	(0:12.16)			
2	11	UNDER THE LIMIT	10	70.8	0:10.70	1:10.76 [2]	0:57.69 [2]	0:46.99 [2]	0:35.55 [2]	0:24.06 [2]	0:12.50 [2]	0.05L	0:35.55	+4
		Bailey Wheeler		1000m	1000m	(0:13.07)	(0:10.70)	(0:11.44)	(0:11.49)	(0:11.56)	(0:12.50)			
3	6	INVAHIR	7	73.6	0:10.69	1:10.89 [3]	0:57.89 [1]	0:47.20 [1]	0:35.80 [1]	0:24.45 [1]	0:12.91 [1]	0.86L	0:35.80	-4
		Les Tilley		Overall	1000m	(0:13.00)	(0:10.69)	(0:11.40)	(0:11.35)	(0:11.54)	(0:12.91)			
4	10	RECRUITER	1	67.9	0:10.90	1:11.02 [4]	0:57.62 [8]	0:46.72 [7]	0:35.49 [7]	0:24.07 [6]	0:12.58 [3]	1.62L	0:35.49	-4
		Tim Clark		1000m	1000m	(0:13.40)	(0:10.90)	(0:11.23)	(0:11.42)	(0:11.49)	(0:12.58)			
5	2	REAL KEY	11	68.2	0:10.85	1:11.07 [5]	0:57.39 [12]	0:46.54 [9]	0:35.26 [9]	0:23.81 [9]	0:12.28 [7]	1.9L	0:35.26	-3
		Ryan Maloney		1000m	1000m	(0:13.68)	(0:10.85)	(0:11.28)	(0:11.45)	(0:11.53)	(0:12.28)			
6	15	HEARSAY	2	66.3	0:11.08	1:11.11 [6]	0:57.41 [13]	0:46.10 [15]	0:34.82 [13]	0:23.74 [10]	0:12.18 [12]	2.13L	0:34.82	-9
		Tahlia Fenlon		Overall	600m	(0:13.70)	(0:11.31)	(0:11.28)	(0:11.08)	(0:11.56)	(0:12.18)			
7	14	KAZZA'S JET	3	66.8	0:11.10	1:11.26 [7]	0:57.55 [14]	0:46.45 [13]	0:34.91 [14]	0:23.37 [16]	0:12.22 [13]	2.99L	0:34.91	+5
		Robbie Dolan		1000m	1000m	(0:13.71)	(0:11.10)	(0:11.54)	(0:11.54)	(0:11.15)	(0:12.22)			
8	16	INVICTUS LAD	12	69.2	0:10.91	1:11.32 [8]	0:57.69 [11]	0:46.78 [10]	0:35.38 [11]	0:23.72 [13]	0:12.47 [8]	3.37L	0:35.38	+8
		Taylor Marshall		1000m	1000m	(0:13.63)	(0:10.91)	(0:11.40)	(0:11.66)	(0:11.25)	(0:12.47)			
9	17	JACK BE LUCKY	13	68.0	0:11.08	1:11.44 [9]	0:57.90 [9]	0:46.82 [12]	0:35.50 [12]	0:23.89 [12]	0:12.57 [10]	4.04L	0:35.50	+2
		Paul Hamblin		Overall	1000m	(0:13.54)	(0:11.08)	(0:11.32)	(0:11.61)	(0:11.32)	(0:12.57)			
10	7	GET WHAT YOU GIVE	9	69.9	0:10.75	1:11.56 [10]	0:58.23 [5]	0:47.48 [4]	0:36.19 [5]	0:24.70 [3]	0:13.00 [4]	4.78L	0:36.19	+2
		Emma Bell		1000m	1000m	(0:13.33)	(0:10.75)	(0:11.29)	(0:11.49)	(0:11.70)	(0:13.00)			

Scratched: The Driller (#20), Han Dynasty (#1), Media Empire (#18), Bayerische (#22), Momack (#19), Dragon's Snip (#21)

Report Created: Sat 28 June 2025 13:22 GMT+10 (Note: Timing is based on position data)

Page 1/18

[] Ranking at each section and finish
-:-:- No data available at this section
NA No data available

SCN Saddle cloth number
DNF Did not finish
DNT Did not track

data processed by  TRIPLESDATA



Eagle Farm Professional

Race 3: LADBROKES 2025 BATTLE OF THE BUSH FINAL - 1200m

28 June 2025 - 12:56



BRISBANE
RACING CLUB

Track Rating: Good 4, Weather: Overcast, Rail Position: +6m Entire

Section						Overall	1000m	800m	600m	400m	200m	Last 600m		
Field Times						1:10.75 (0:13.00)	0:57.75 (0:10.69)	0:47.06 (0:11.40)	0:35.66 (0:11.35)	0:24.31 (0:11.54)	0:12.77 (0:12.77)	0:35.66		
Rank	TAB	Horse/Jockey	Barrier	Top Speed [km/h]	Fastest Section							Margin	Distance Travelled [m]	
11	9	MR METRICS	14	66.9	0:11.14	1:11.57 [11]	0:57.59 [16]	0:46.35 [16]	0:35.21 [15]	0:23.91 [14]	0:12.44 [14]	4.82L	0:35.21	-4
		Micheal McDonald		800m	800m	(0:13.98)	(0:11.24)	(0:11.14)	(0:11.30)	(0:11.47)	(0:12.44)			
12	5	VILLADEN	16	69.0	0:11.02	1:11.75 [12]	0:58.16 [10]	0:47.14 [11]	0:35.83 [10]	0:24.36 [11]	0:12.88 [10]	5.91L	0:35.83	+8
		Nikita Beriman		1000m	1000m	(0:13.59)	(0:11.02)	(0:11.31)	(0:11.47)	(0:11.48)	(0:12.88)			
13	8	HOLIDAY DREAMS	4	68.0	0:10.90	1:11.92 [13]	0:58.59 [5]	0:47.69 [6]	0:36.49 [6]	0:24.96 [7]	0:13.18 [6]	6.91L	0:36.49	-1
		Jake Bayliss		1000m	1000m	(0:13.33)	(0:10.90)	(0:11.20)	(0:11.53)	(0:11.78)	(0:13.18)			
14	12	CHALKLEY	15	66.8	0:11.14	1:12.02 [14]	0:58.23 [15]	0:47.09 [14]	0:35.64 [16]	0:24.21 [15]	0:12.69 [16]	7.47L	0:35.64	+1
		Raul Silvera		1000m	1000m	(0:13.79)	(0:11.14)	(0:11.45)	(0:11.43)	(0:11.52)	(0:12.69)			
15	4	KALASHNIKOV	6	68.0	0:10.91	1:13.00 [15]	0:59.83 [4]	0:48.92 [5]	0:37.76 [3]	0:26.12 [4]	0:14.14 [9]	13.24L	0:37.76	+0
		Regan Bayliss		1000m	1000m	(0:13.17)	(0:10.91)	(0:11.16)	(0:11.64)	(0:11.98)	(0:14.14)			
16	3	ELUSIVE EAGLE	5	69.2	0:10.85	1:13.09 [16]	0:59.96 [3]	0:49.11 [3]	0:37.79 [4]	0:26.16 [5]	0:13.87 [15]	13.78L	0:37.79	-6
		Cody Collis		Overall	1000m	(0:13.13)	(0:10.85)	(0:11.32)	(0:11.63)	(0:12.29)	(0:13.87)			

Scratched: The Driller (#20), Han Dynasty (#1), Media Empire (#18), Bayerische (#22), Momack (#19), Dragon's Snip (#21)



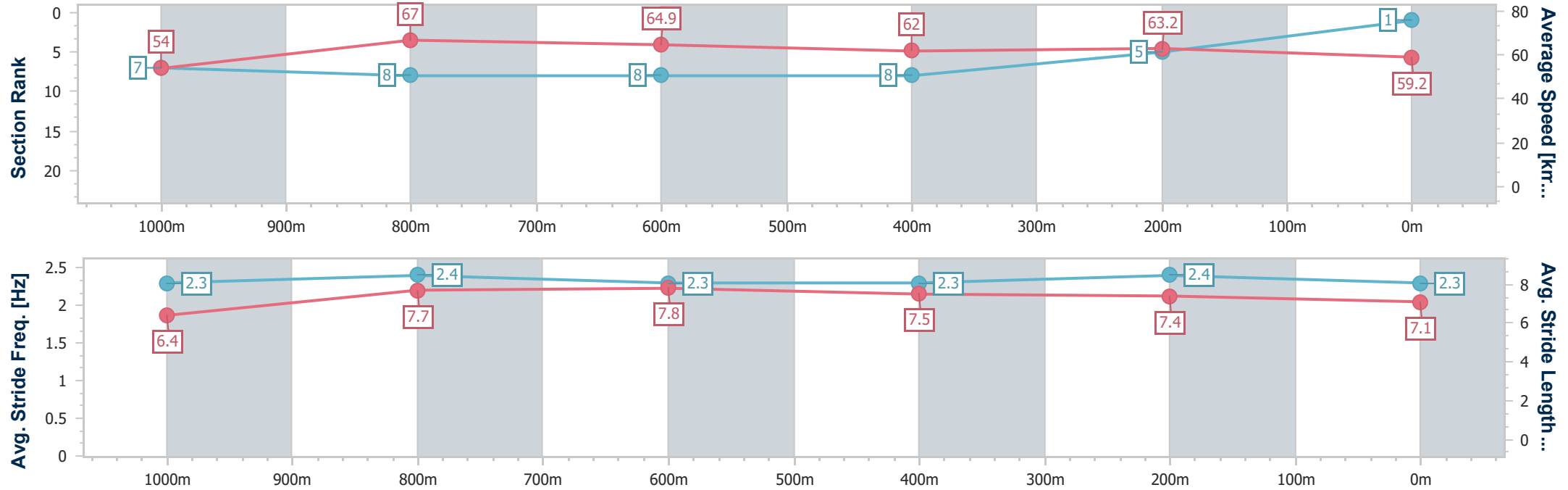
Horse/Jockey Name	Peshwa
Final Rank	1
Fastest Section Time (Section)	0:10.97 (1000m)
Top Speed [km/h] (Section)	68.7 (1000m)
Race State	Finished



Eagle FarmProfessional
Race 3: LADBROKES 2025 BATTLE OF THE BUSH FINAL - 1200m
28 June 2025 - 12:56
Track Rating: Good 4, Weather: Overcast, Rail Position: +6m Entire



Section	Overall	1000m	800m	600m	400m	200m								
Section Times	1:10.75 [1] (0:13.37)	0:57.38 [7] (0:10.97)	0:46.41 [8] (0:11.32)	0:35.09 [8] (0:11.56)	0:23.53 [8] (0:11.37)	0:12.16 [5] (0:12.16)								
Average Speed [km/h]	54.0	67.0	64.9	62.0	63.2	59.2								
Top Speed [km/h]	67.2	68.7	66.1	64.0	64.3	62.4								
Avg. Dist. to Rail [m]	6.0	4.7	4.1	1.2	0.4	1.3								
Avg. Stride Freq. [Hz]	2.3	2.4	2.3	2.3	2.4	2.3								
Avg. Stride Length [m]	6.4	7.7	7.8	7.5	7.4	7.1								





Horse/Jockey Name	Under The Limit
Final Rank	2
Fastest Section Time (Section)	0:10.70 (1000m)
Top Speed [km/h] (Section)	70.8 (1000m)
Race State	Finished

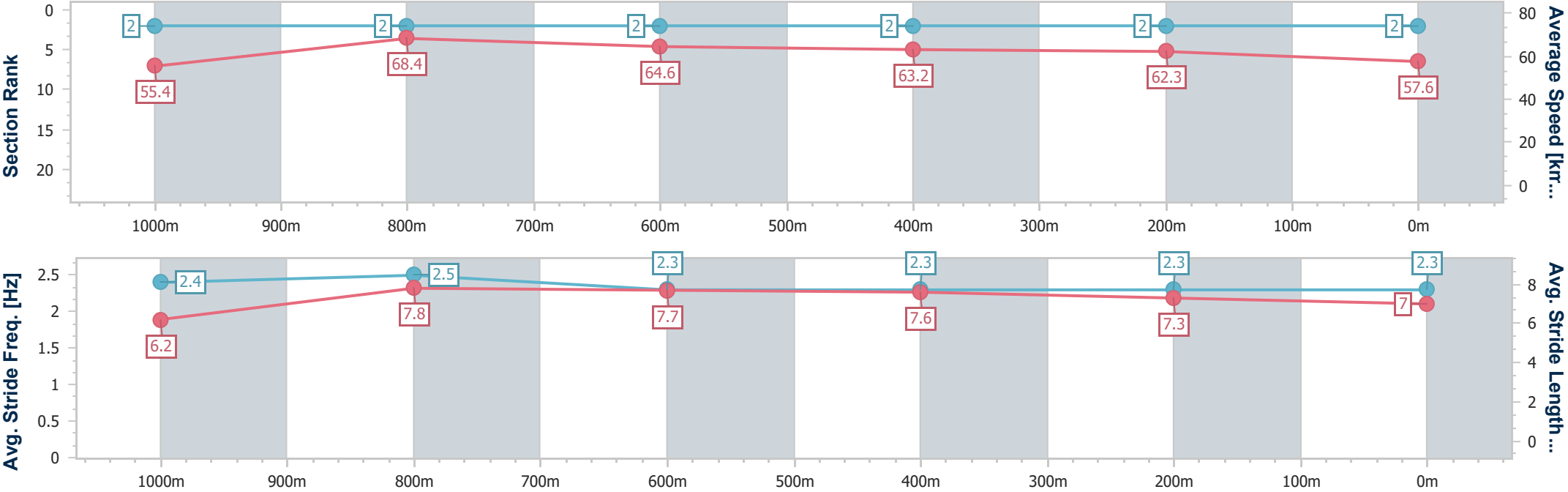


Eagle FarmProfessional
Race 3: LADBROKES 2025 BATTLE OF THE BUSH FINAL -
1200m
28 June 2025 - 12:56
Track Rating: Good 4, Weather: Overcast, Rail Position: +6m Entire



BRISBANE
RACING CLUB

Section	Overall	1000m	800m	600m	400m	200m							
Section Times	1:10.76 [2] (0:13.07)	0:57.69 [2] (0:10.70)	0:46.99 [2] (0:11.44)	0:35.55 [2] (0:11.49)	0:24.06 [2] (0:11.56)	0:12.50 [2] (0:12.50)							
Average Speed [km/h]	55.4	68.4	64.6	63.2	62.3	57.6							
Top Speed [km/h]	70.6	70.8	66.7	64.5	63.8	60.5							
Avg. Dist. to Rail [m]	7.4	3.8	5.0	1.8	1.8	5.2							
Avg. Stride Freq. [Hz]	2.4	2.5	2.3	2.3	2.3	2.3							
Avg. Stride Length [m]	6.2	7.8	7.7	7.6	7.3	7.0							





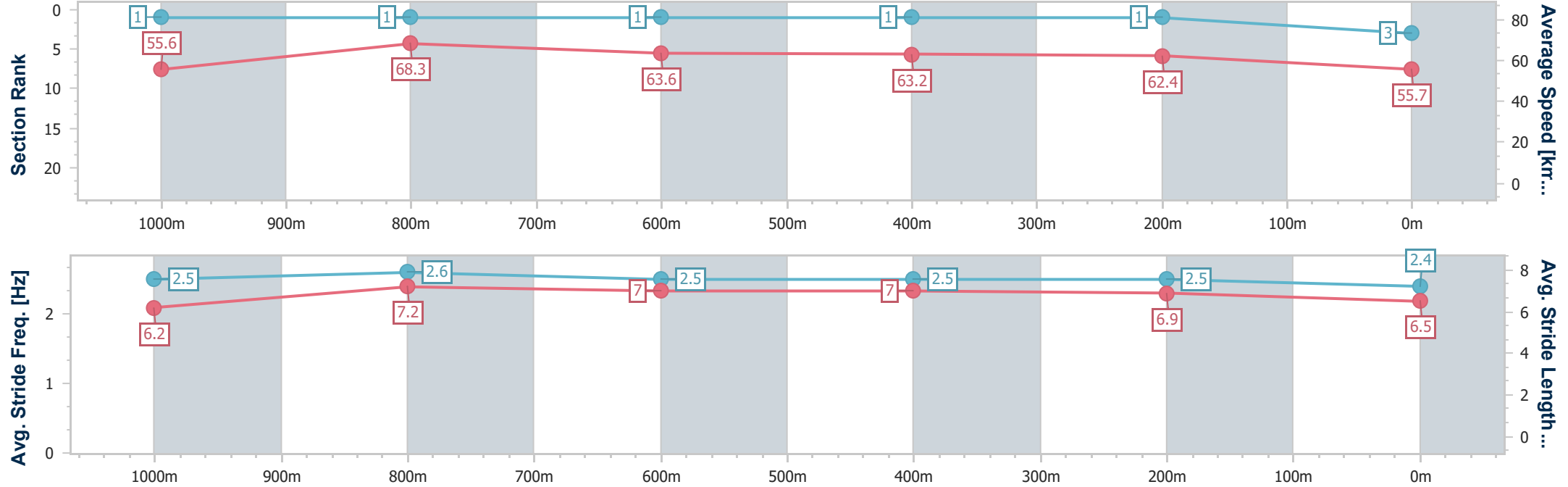
Horse/Jockey Name	Invahir
Final Rank	3
Fastest Section Time (Section)	0:10.69 (1000m)
Top Speed [km/h] (Section)	73.6 (Overall)
Race State	Finished



Eagle FarmProfessional
Race 3: LADBROKES 2025 BATTLE OF THE BUSH FINAL -
1200m
28 June 2025 - 12:56
Track Rating: Good 4, Weather: Overcast, Rail Position: +6m Entire



Section	Overall	1000m	800m	600m	400m	200m								
Section Times	1:10.89 [3] (0:13.00)	0:57.89 [1] (0:10.69)	0:47.20 [1] (0:11.40)	0:35.80 [1] (0:11.35)	0:24.45 [1] (0:11.54)	0:12.91 [1] (0:12.91)								
Average Speed [km/h]	55.6	68.3	63.6	63.2	62.4	55.7								
Top Speed [km/h]	73.6	70.3	66.9	63.8	64.3	60.1								
Avg. Dist. to Rail [m]	5.0	2.4	2.1	1.4	0.6	0.9								
Avg. Stride Freq. [Hz]	2.5	2.6	2.5	2.5	2.5	2.4								
Avg. Stride Length [m]	6.2	7.2	7.0	7.0	6.9	6.5								





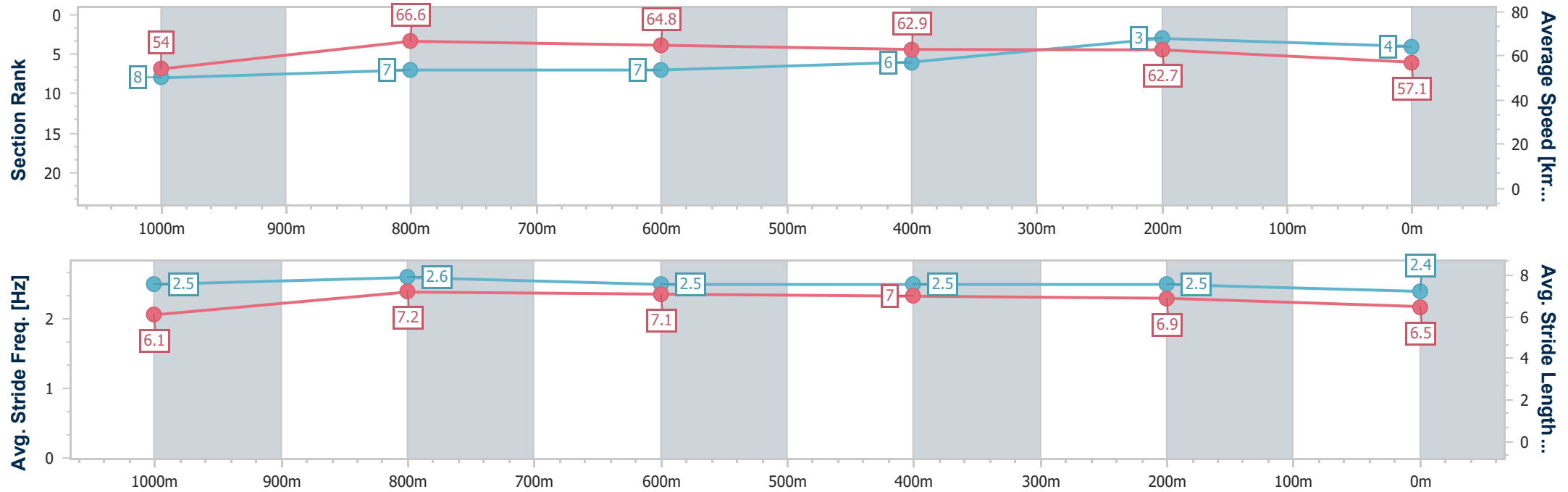
Horse/Jockey Name	Recruiter
Final Rank	4
Fastest Section Time (Section)	0:10.90 (1000m)
Top Speed [km/h] (Section)	67.9 (1000m)
Race State	Finished



Eagle FarmProfessional
Race 3: LADBROKES 2025 BATTLE OF THE BUSH FINAL -
1200m
28 June 2025 - 12:56
Track Rating: Good 4, Weather: Overcast, Rail Position: +6m Entire



Section	Overall	1000m	800m	600m	400m	200m								
Section Times	1:11.02 [4] (0:13.40)	0:57.62 [8] (0:10.90)	0:46.72 [7] (0:11.23)	0:35.49 [7] (0:11.42)	0:24.07 [6] (0:11.49)	0:12.58 [3] (0:12.58)								
Average Speed [km/h]	54.0	66.6	64.8	62.9	62.7	57.1								
Top Speed [km/h]	66.6	67.9	66.5	63.7	63.4	60.5								
Avg. Dist. to Rail [m]	0.9	2.0	2.3	0.7	0.5	0.7								
Avg. Stride Freq. [Hz]	2.5	2.6	2.5	2.5	2.5	2.4								
Avg. Stride Length [m]	6.1	7.2	7.1	7.0	6.9	6.5								



[] Ranking at each section and finish
- - - - No data available at this section
NA No data available



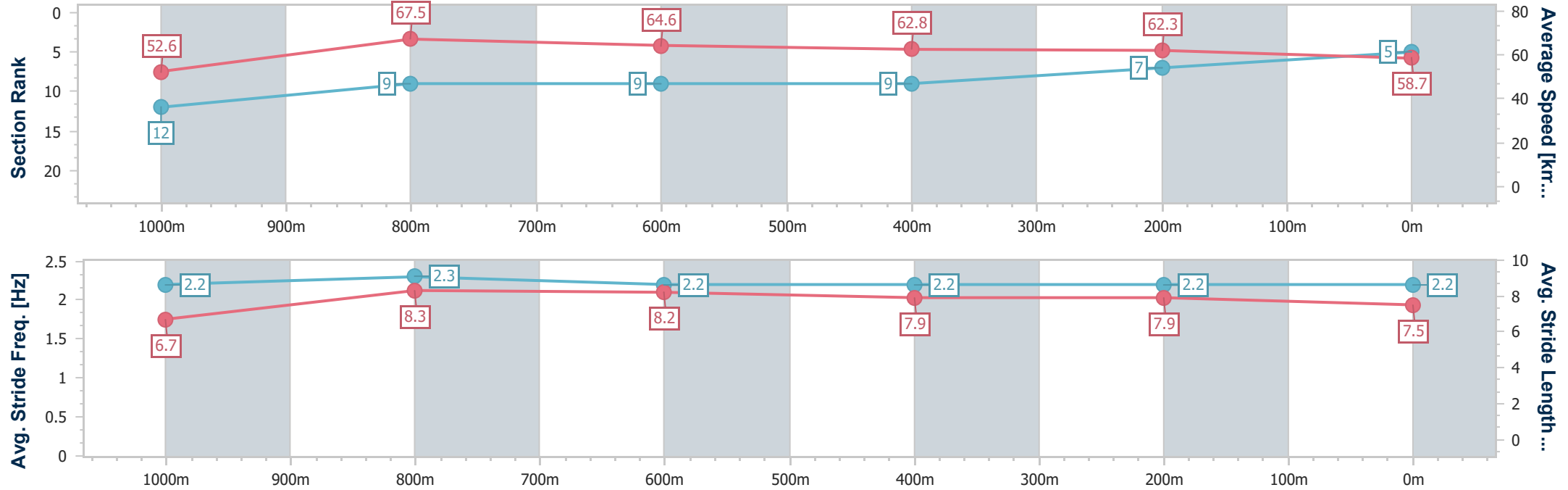
Horse/Jockey Name	Real Key
Final Rank	5
Fastest Section Time (Section)	0:10.85 (1000m)
Top Speed [km/h] (Section)	68.2 (1000m)
Race State	Finished



Eagle FarmProfessional
Race 3: LADBROKES 2025 BATTLE OF THE BUSH FINAL -
1200m
28 June 2025 - 12:56
Track Rating: Good 4, Weather: Overcast, Rail Position: +6m Entire



Section	Overall	1000m	800m	600m	400m	200m								
Section Times	1:11.07 [5] (0:13.68)	0:57.39 [12] (0:10.85)	0:46.54 [9] (0:11.28)	0:35.26 [9] (0:11.45)	0:23.81 [9] (0:11.53)	0:12.28 [7] (0:12.28)								
Average Speed [km/h]	52.6	67.5	64.6	62.8	62.3	58.7								
Top Speed [km/h]	66.5	68.2	66.9	64.1	64.0	61.3								
Avg. Dist. to Rail [m]	6.9	2.8	2.7	0.7	0.9	3.1								
Avg. Stride Freq. [Hz]	2.2	2.3	2.2	2.2	2.2	2.2								
Avg. Stride Length [m]	6.7	8.3	8.2	7.9	7.9	7.5								





Horse/Jockey Name	Hearsay
Final Rank	6
Fastest Section Time (Section)	0:11.08 (600m)
Top Speed [km/h] (Section)	66.3 (Overall)
Race State	Finished

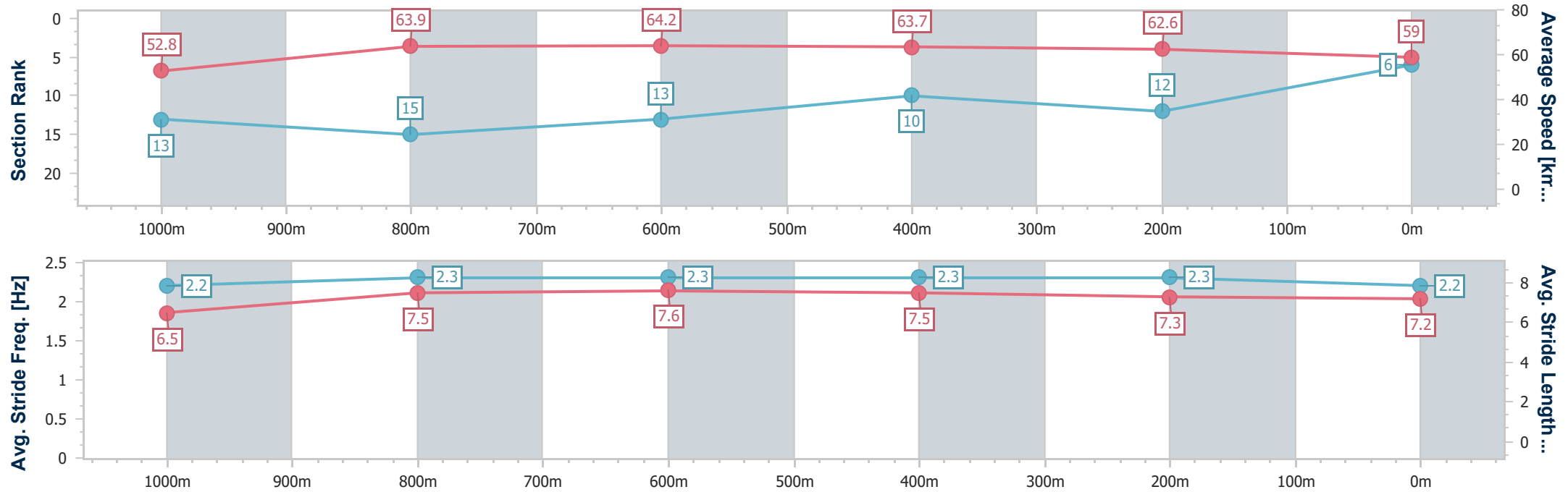


Eagle Farm Professional
Race 3: LADBROKES 2025 BATTLE OF THE BUSH FINAL - 1200m
28 June 2025 - 12:56
Track Rating: Good 4, Weather: Overcast, Rail Position: +6m Entire



BRISBANE
RACING CLUB

Section	Overall	1000m	800m	600m	400m	200m								
Section Times	1:11.11 [6] (0:13.70)	0:57.41 [13] (0:11.31)	0:46.10 [15] (0:11.28)	0:34.82 [13] (0:11.08)	0:23.74 [10] (0:11.56)	0:12.18 [12] (0:12.18)								
Average Speed [km/h]	52.8	63.9	64.2	63.7	62.6	59.0								
Top Speed [km/h]	66.3	64.7	65.1	65.4	65.8	60.3								
Avg. Dist. to Rail [m]	1.4	1.1	1.4	3.4	3.2	1.7								
Avg. Stride Freq. [Hz]	2.2	2.3	2.3	2.3	2.3	2.2								
Avg. Stride Length [m]	6.5	7.5	7.6	7.5	7.3	7.2								





Horse/Jockey Name	Kazza's Jet
Final Rank	7
Fastest Section Time (Section)	0:11.10 (1000m)
Top Speed [km/h] (Section)	66.8 (1000m)
Race State	Finished

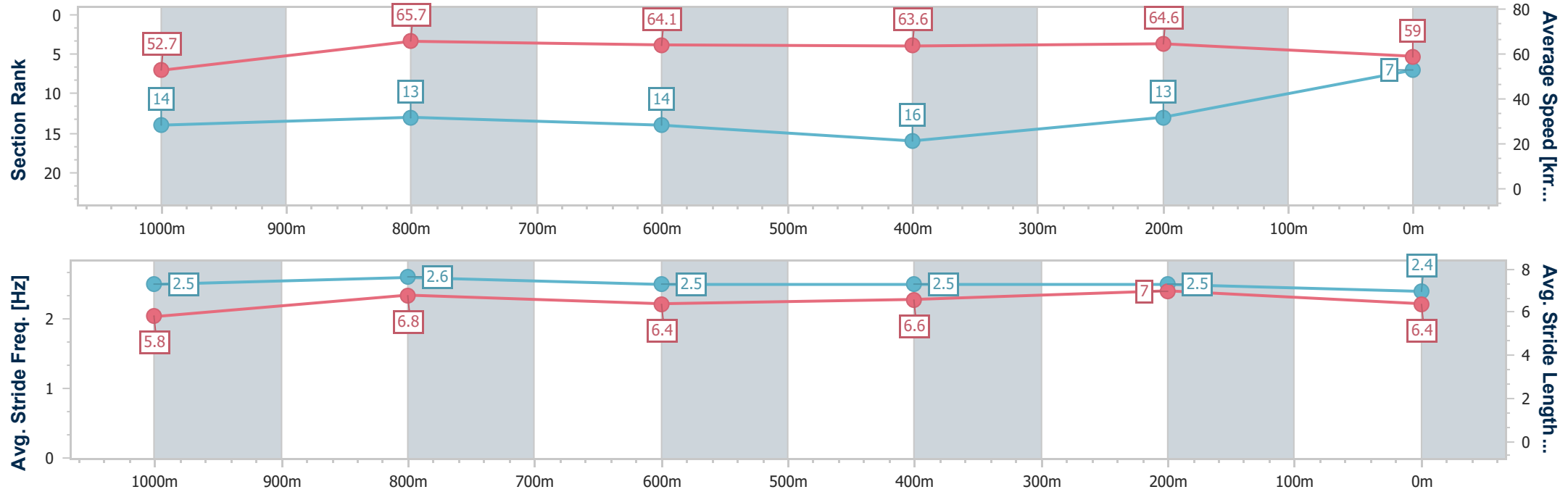


Eagle Farm Professional
Race 3: LADBROKES 2025 BATTLE OF THE BUSH FINAL - 1200m
28 June 2025 - 12:56
Track Rating: Good 4, Weather: Overcast, Rail Position: +6m Entire



BRISBANE
RACING CLUB

Section	Overall	1000m	800m	600m	400m	200m								
Section Times	1:11.26 [7] (0:13.71)	0:57.55 [14] (0:11.10)	0:46.45 [13] (0:11.54)	0:34.91 [14] (0:11.54)	0:23.37 [16] (0:11.15)	0:12.22 [13] (0:12.22)								
Average Speed [km/h]	52.7	65.7	64.1	63.6	64.6	59.0								
Top Speed [km/h]	65.1	66.8	65.8	65.9	66.8	61.6								
Avg. Dist. to Rail [m]	1.6	2.9	5.8	4.2	1.2	1.6								
Avg. Stride Freq. [Hz]	2.5	2.6	2.5	2.5	2.5	2.4								
Avg. Stride Length [m]	5.8	6.8	6.4	6.6	7.0	6.4								





Horse/Jockey Name	Invictus Lad
Final Rank	8
Fastest Section Time (Section)	0:10.91 (1000m)
Top Speed [km/h] (Section)	69.2 (1000m)
Race State	Finished

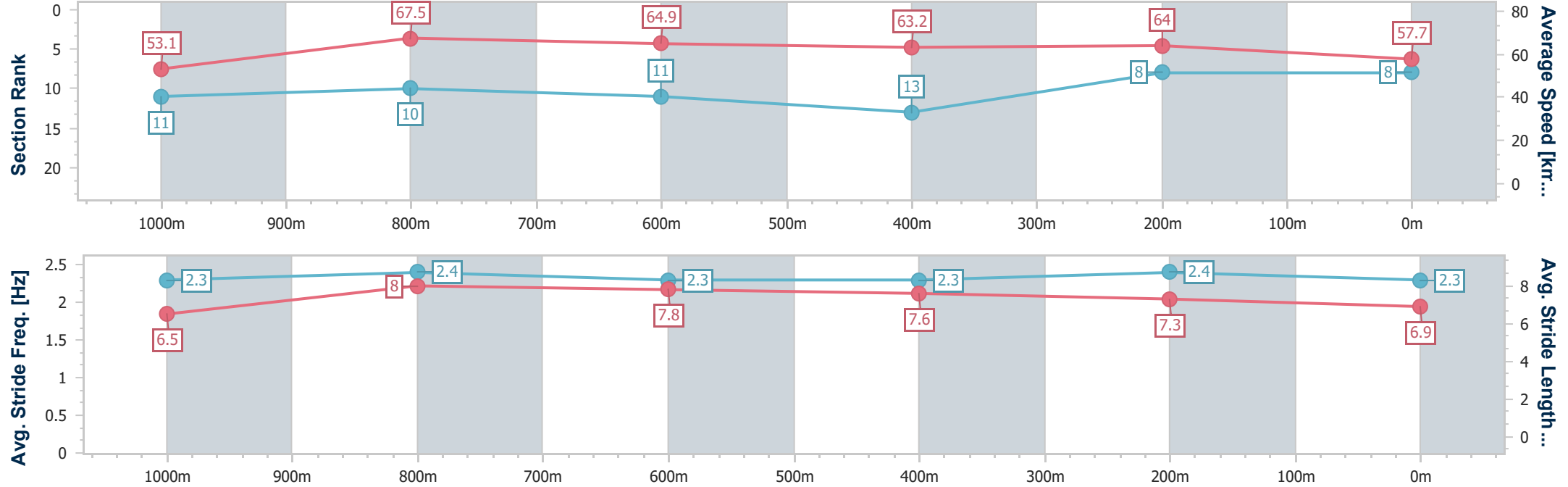


Eagle Farm Professional
Race 3: LADBROKES 2025 BATTLE OF THE BUSH FINAL -
1200m
28 June 2025 - 12:56
Track Rating: Good 4, Weather: Overcast, Rail Position: +6m Entire



BRISBANE
RACING CLUB

Section	Overall	1000m	800m	600m	400m	200m							
Section Times	1:11.32 [8] (0:13.63)	0:57.69 [11] (0:10.91)	0:46.78 [10] (0:11.40)	0:35.38 [11] (0:11.66)	0:23.72 [13] (0:11.25)	0:12.47 [8] (0:12.47)							
Average Speed [km/h]	53.1	67.5	64.9	63.2	64.0	57.7							
Top Speed [km/h]	67.4	69.2	66.8	65.5	66.1	61.3							
Avg. Dist. to Rail [m]	8.5	5.1	5.9	4.8	7.6	7.1							
Avg. Stride Freq. [Hz]	2.3	2.4	2.3	2.3	2.4	2.3							
Avg. Stride Length [m]	6.5	8.0	7.8	7.6	7.3	6.9							





Horse/Jockey Name	Jack Be Lucky
Final Rank	9
Fastest Section Time (Section)	0:11.08 (1000m)
Top Speed [km/h] (Section)	68.0 (Overall)
Race State	Finished

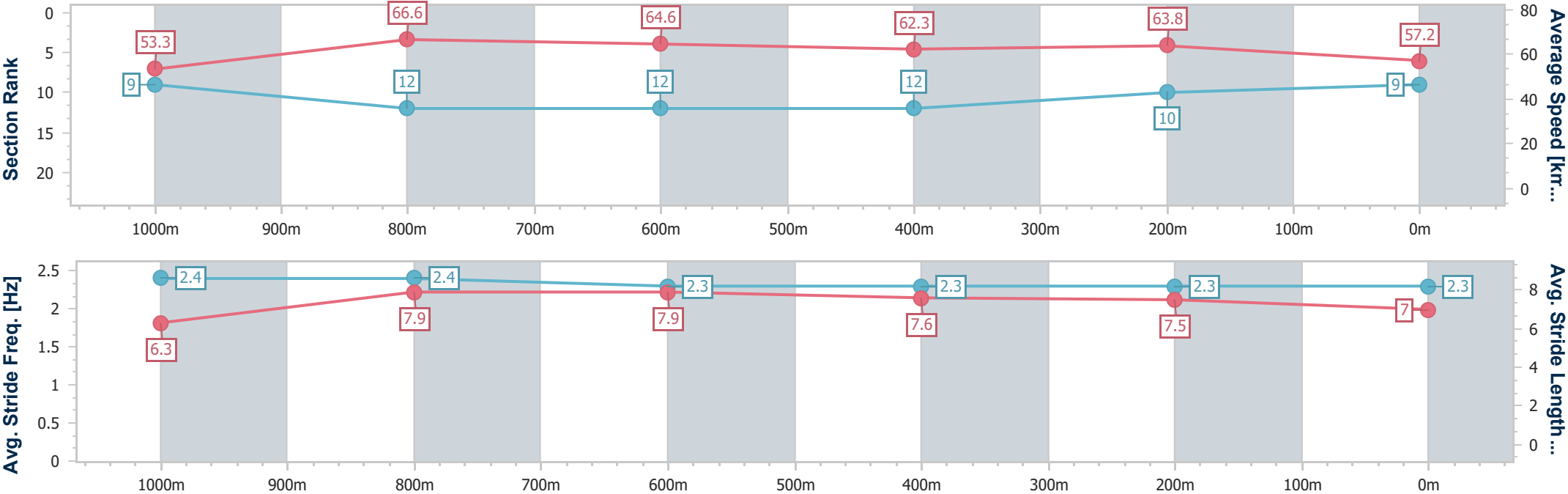


Eagle FarmProfessional
Race 3: LADBROKES 2025 BATTLE OF THE BUSH FINAL -
1200m
28 June 2025 - 12:56
Track Rating: Good 4, Weather: Overcast, Rail Position: +6m Entire



BRISBANE
RACING CLUB

Section	Overall	1000m	800m	600m	400m	200m								
Section Times	1:11.44 [9] (0:13.54)	0:57.90 [9] (0:11.08)	0:46.82 [12] (0:11.32)	0:35.50 [12] (0:11.61)	0:23.89 [12] (0:11.32)	0:12.57 [10] (0:12.57)								
Average Speed [km/h]	53.3	66.6	64.6	62.3	63.8	57.2								
Top Speed [km/h]	68.0	67.9	67.3	64.0	67.9	60.1								
Avg. Dist. to Rail [m]	9.5	4.6	3.4	1.4	3.8	6.6								
Avg. Stride Freq. [Hz]	2.4	2.4	2.3	2.3	2.3	2.3								
Avg. Stride Length [m]	6.3	7.9	7.9	7.6	7.5	7.0								





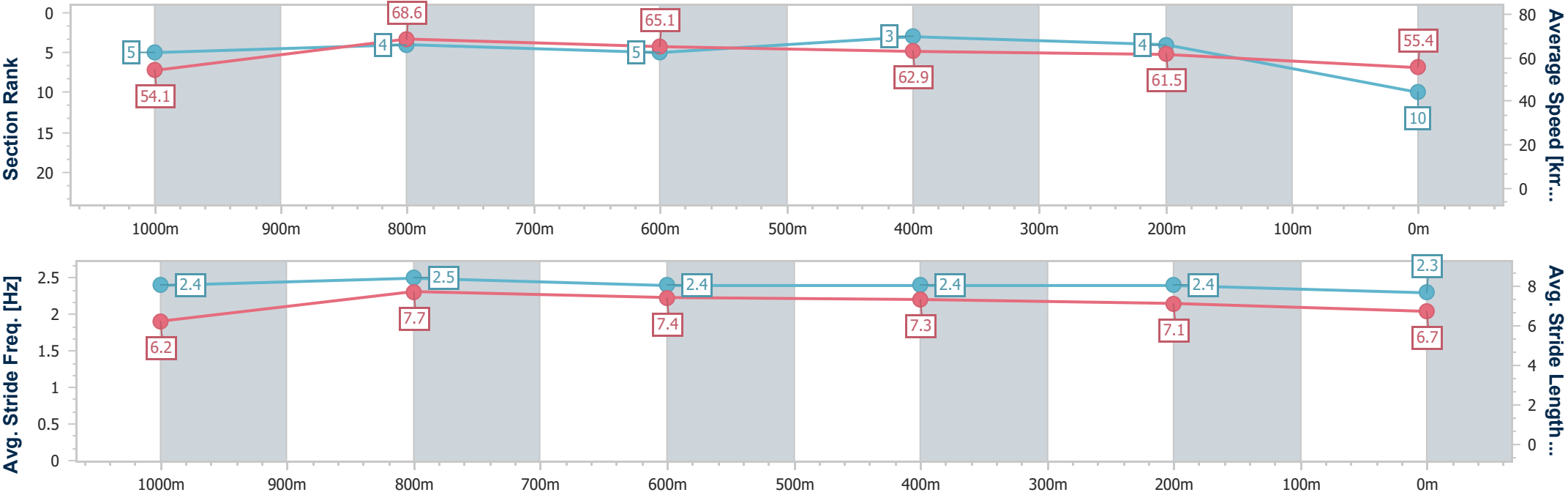
Horse/Jockey Name	Get What You Give
Final Rank	10
Fastest Section Time (Section)	0:10.75 (1000m)
Top Speed [km/h] (Section)	69.9 (1000m)
Race State	Finished



Eagle FarmProfessional
Race 3: LADBROKES 2025 BATTLE OF THE BUSH FINAL -
1200m
28 June 2025 - 12:56
Track Rating: Good 4, Weather: Overcast, Rail Position: +6m Entire



Section	Overall	1000m	800m	600m	400m	200m							
Section Times	1:11.56 [10] (0:13.33)	0:58.23 [5] (0:10.75)	0:47.48 [4] (0:11.29)	0:36.19 [5] (0:11.49)	0:24.70 [3] (0:11.70)	0:13.00 [4] (0:13.00)							
Average Speed [km/h]	54.1	68.6	65.1	62.9	61.5	55.4							
Top Speed [km/h]	67.4	69.9	67.3	63.5	63.6	59.3							
Avg. Dist. to Rail [m]	6.5	4.7	4.6	0.7	1.8	2.2							
Avg. Stride Freq. [Hz]	2.4	2.5	2.4	2.4	2.4	2.3							
Avg. Stride Length [m]	6.2	7.7	7.4	7.3	7.1	6.7							





Horse/Jockey Name	Mr Metrics
Final Rank	11
Fastest Section Time (Section)	0:11.14 (800m)
Top Speed [km/h] (Section)	66.9 (800m)
Race State	Finished

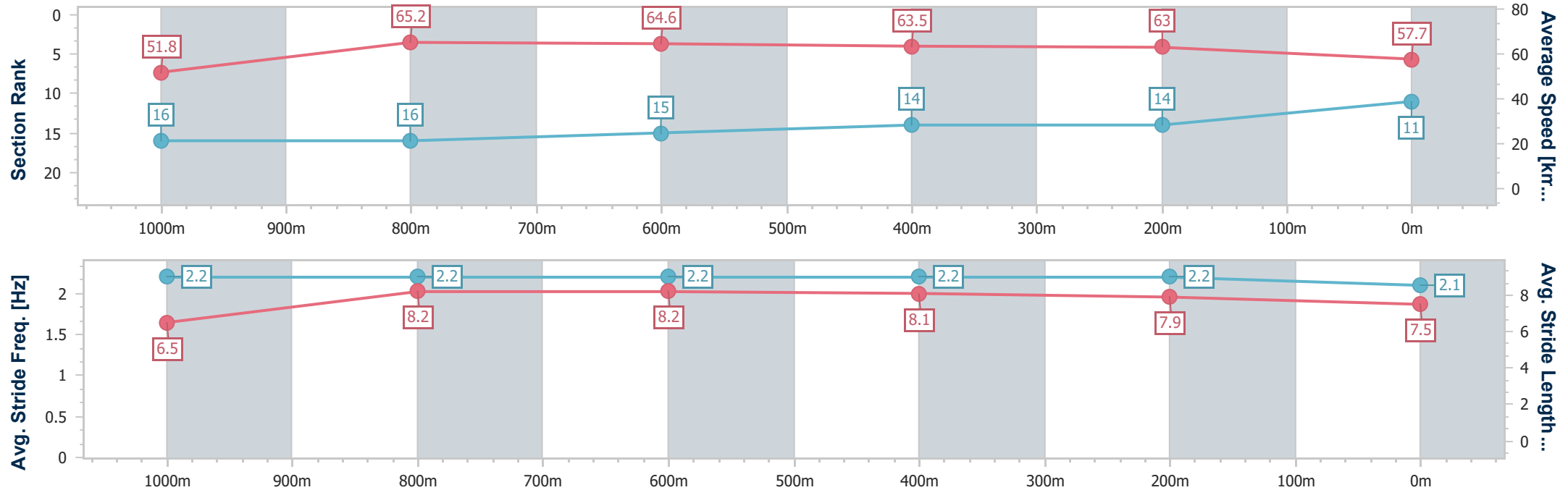


Eagle Farm Professional
Race 3: LADBROKES 2025 BATTLE OF THE BUSH FINAL -
1200m
28 June 2025 - 12:56
Track Rating: Good 4, Weather: Overcast, Rail Position: +6m Entire



BRISBANE
RACING CLUB

Section	Overall	1000m	800m	600m	400m	200m							
Section Times	1:11.57 [11] (0:13.98)	0:57.59 [16] (0:11.24)	0:46.35 [16] (0:11.14)	0:35.21 [15] (0:11.30)	0:23.91 [14] (0:11.47)	0:12.44 [14] (0:12.44)							
Average Speed [km/h]	51.8	65.2	64.6	63.5	63.0	57.7							
Top Speed [km/h]	65.4	66.9	66.9	64.6	64.6	61.2							
Avg. Dist. to Rail [m]	10.5	3.2	0.6	0.8	0.4	0.7							
Avg. Stride Freq. [Hz]	2.2	2.2	2.2	2.2	2.2	2.1							
Avg. Stride Length [m]	6.5	8.2	8.2	8.1	7.9	7.5							





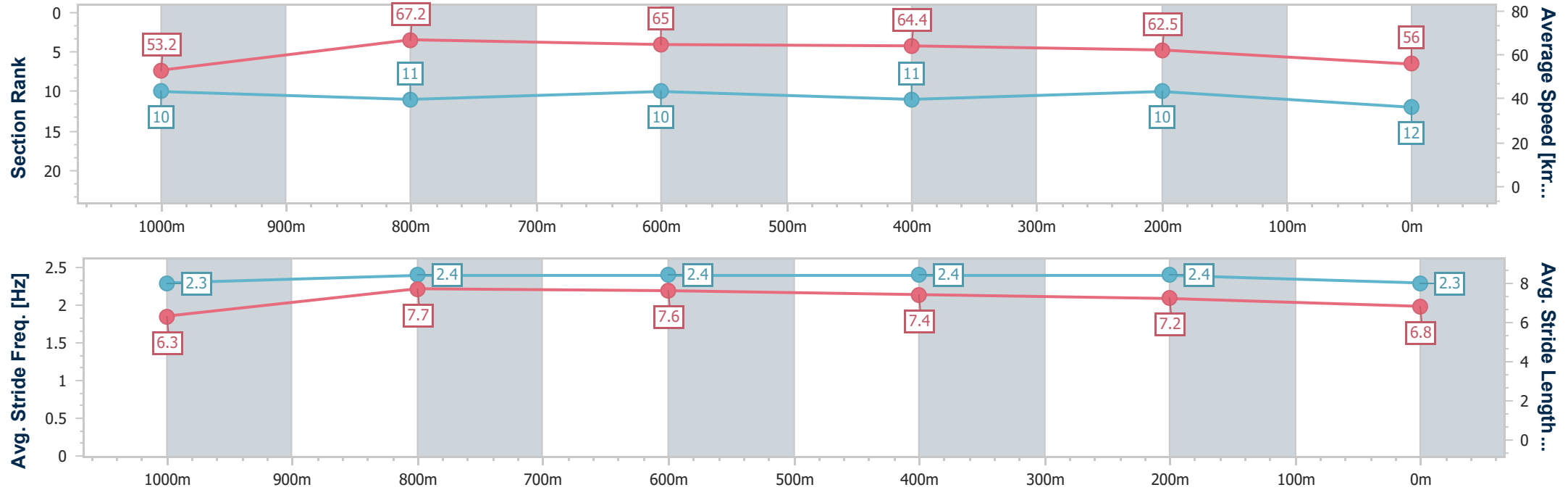
Horse/Jockey Name	Villaden
Final Rank	12
Fastest Section Time (Section)	0:11.02 (1000m)
Top Speed [km/h] (Section)	69.0 (1000m)
Race State	Finished



Eagle Farm Professional
Race 3: LADBROKES 2025 BATTLE OF THE BUSH FINAL -
1200m
28 June 2025 - 12:56
Track Rating: Good 4, Weather: Overcast, Rail Position: +6m Entire



Section	Overall	1000m	800m	600m	400m	200m							
Section Times	1:11.75 [12] (0:13.59)	0:58.16 [10] (0:11.02)	0:47.14 [11] (0:11.31)	0:35.83 [10] (0:11.47)	0:24.36 [11] (0:11.48)	0:12.88 [10] (0:12.88)							
Average Speed [km/h]	53.2	67.2	65.0	64.4	62.5	56.0							
Top Speed [km/h]	66.6	69.0	67.0	65.4	67.7	58.9							
Avg. Dist. to Rail [m]	11.6	5.5	5.2	4.6	6.1	4.5							
Avg. Stride Freq. [Hz]	2.3	2.4	2.4	2.4	2.4	2.3							
Avg. Stride Length [m]	6.3	7.7	7.6	7.4	7.2	6.8							





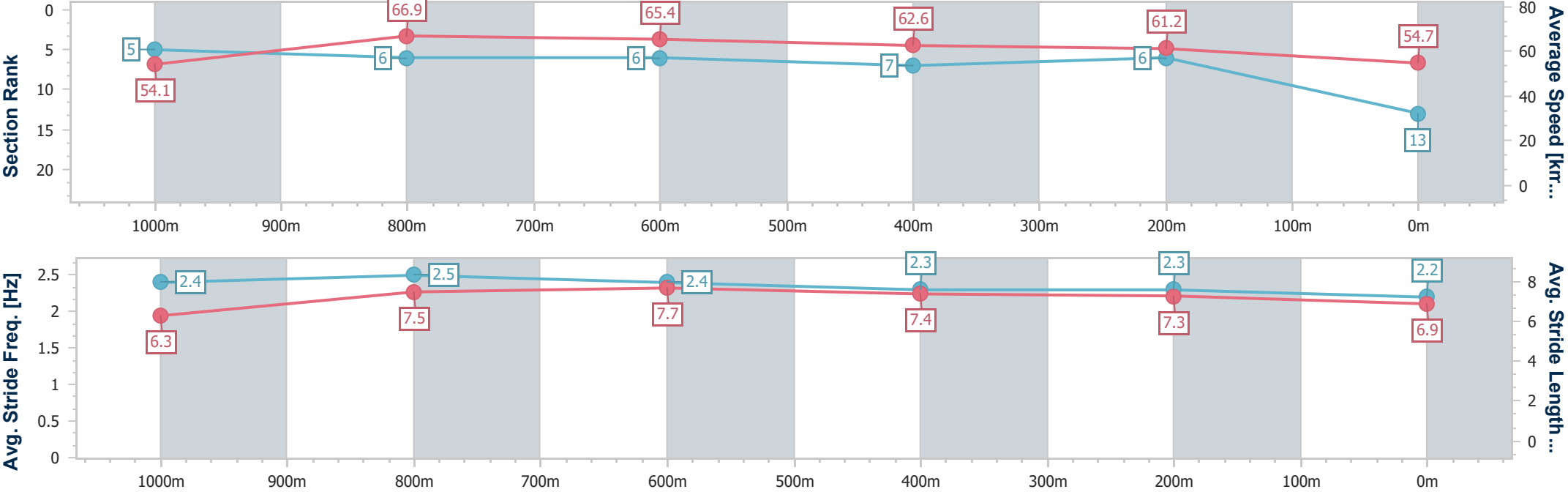
Horse/Jockey Name	Holiday Dreams
Final Rank	13
Fastest Section Time (Section)	0:10.90 (1000m)
Top Speed [km/h] (Section)	68.0 (1000m)
Race State	Finished



Eagle FarmProfessional
Race 3: LADBROKES 2025 BATTLE OF THE BUSH FINAL - 1200m
28 June 2025 - 12:56
Track Rating: Good 4, Weather: Overcast, Rail Position: +6m Entire



Section	Overall	1000m	800m	600m	400m	200m							
Section Times	1:11.92 [13] (0:13.33)	0:58.59 [5] (0:10.90)	0:47.69 [6] (0:11.20)	0:36.49 [6] (0:11.53)	0:24.96 [7] (0:11.78)	0:13.18 [6] (0:13.18)							
Average Speed [km/h]	54.1	66.9	65.4	62.6	61.2	54.7							
Top Speed [km/h]	67.5	68.0	66.9	64.4	62.7	59.1							
Avg. Dist. to Rail [m]	2.9	3.1	3.2	1.1	0.9	0.4							
Avg. Stride Freq. [Hz]	2.4	2.5	2.4	2.3	2.3	2.2							
Avg. Stride Length [m]	6.3	7.5	7.7	7.4	7.3	6.9							





Horse/Jockey Name	Chalkley
Final Rank	14
Fastest Section Time (Section)	0:11.14 (1000m)
Top Speed [km/h] (Section)	66.8 (1000m)
Race State	Finished

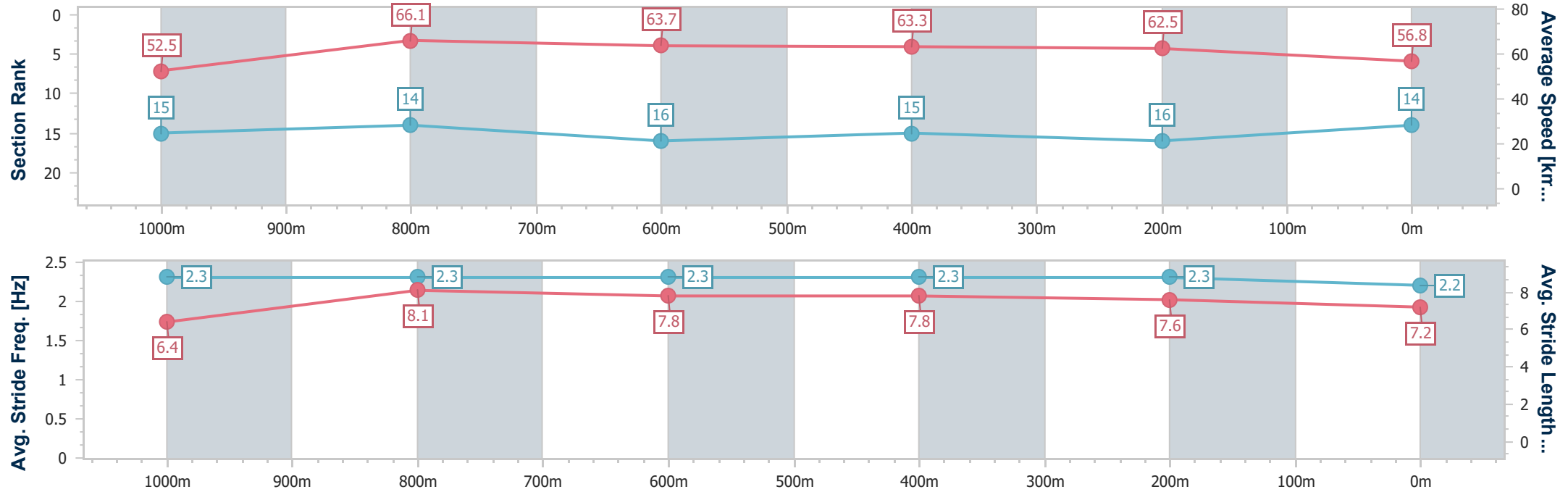


Eagle Farm Professional
Race 3: LADBROKES 2025 BATTLE OF THE BUSH FINAL -
1200m
28 June 2025 - 12:56
Track Rating: Good 4, Weather: Overcast, Rail Position: +6m Entire



BRISBANE
RACING CLUB

Section	Overall	1000m	800m	600m	400m	200m							
Section Times	1:12.02 [14] (0:13.79)	0:58.23 [15] (0:11.14)	0:47.09 [14] (0:11.45)	0:35.64 [16] (0:11.43)	0:24.21 [15] (0:11.52)	0:12.69 [16] (0:12.69)							
Average Speed [km/h]	52.5	66.1	63.7	63.3	62.5	56.8							
Top Speed [km/h]	66.2	66.8	65.6	64.5	64.6	59.5							
Avg. Dist. to Rail [m]	10.6	4.1	3.5	0.7	0.8	1.1							
Avg. Stride Freq. [Hz]	2.3	2.3	2.3	2.3	2.3	2.2							
Avg. Stride Length [m]	6.4	8.1	7.8	7.8	7.6	7.2							





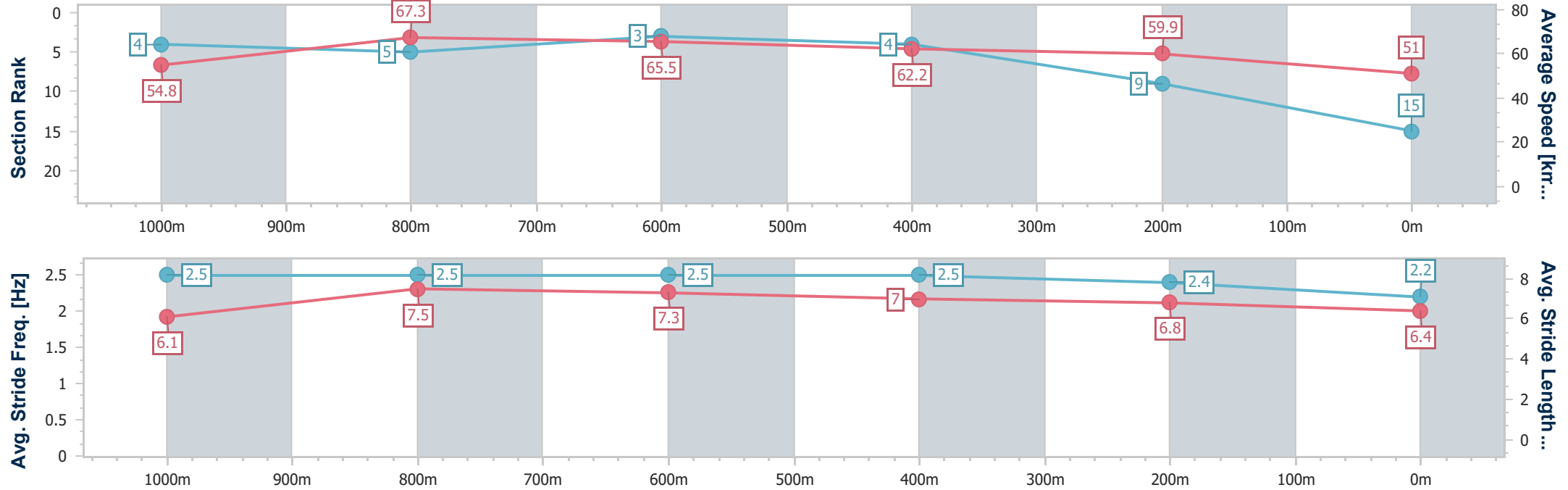
Horse/Jockey Name	Kalashnikov
Final Rank	15
Fastest Section Time (Section)	0:10.91 (1000m)
Top Speed [km/h] (Section)	68.0 (1000m)
Race State	Finished



Eagle Farm Professional
Race 3: LADBROKES 2025 BATTLE OF THE BUSH FINAL - 1200m
28 June 2025 - 12:56
Track Rating: Good 4, Weather: Overcast, Rail Position: +6m Entire



Section	Overall	1000m	800m	600m	400m	200m								
Section Times	1:13.00 [15] (0:13.17)	0:59.83 [4] (0:10.91)	0:48.92 [5] (0:11.16)	0:37.76 [3] (0:11.64)	0:26.12 [4] (0:11.98)	0:14.14 [9] (0:14.14)								
Average Speed [km/h]	54.8	67.3	65.5	62.2	59.9	51.0								
Top Speed [km/h]	67.8	68.0	67.2	64.5	64.4	57.2								
Avg. Dist. to Rail [m]	5.2	4.2	2.7	1.2	2.2	1.5								
Avg. Stride Freq. [Hz]	2.5	2.5	2.5	2.5	2.4	2.2								
Avg. Stride Length [m]	6.1	7.5	7.3	7.0	6.8	6.4								





Horse/Jockey Name	Elusive Eagle
Final Rank	16
Fastest Section Time (Section)	0:10.85 (1000m)
Top Speed [km/h] (Section)	69.2 (Overall)
Race State	Finished

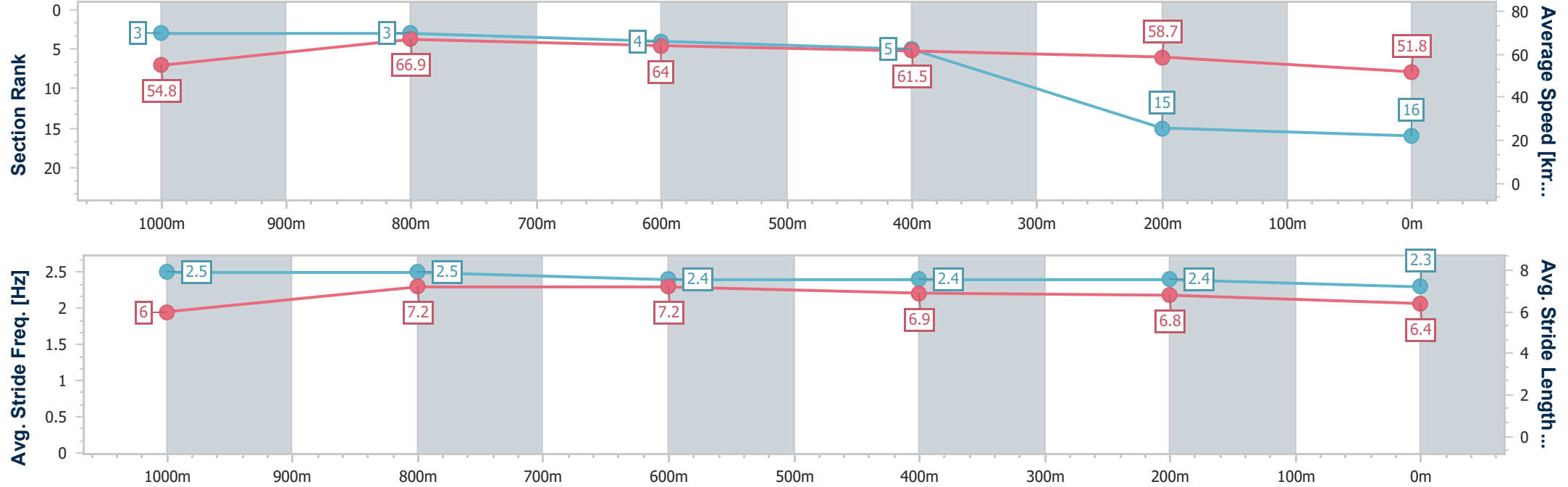


Eagle FarmProfessional
Race 3: LADBROKES 2025 BATTLE OF THE BUSH FINAL -
1200m
28 June 2025 - 12:56
Track Rating: Good 4, Weather: Overcast, Rail Position: +6m Entire



BRISBANE
RACING CLUB

Section	Overall	1000m	800m	600m	400m	200m							
Section Times	1:13.09 [16] (0:13.13)	0:59.96 [3] (0:10.85)	0:49.11 [3] (0:11.32)	0:37.79 [4] (0:11.63)	0:26.16 [5] (0:12.29)	0:13.87 [15] (0:13.87)							
Average Speed [km/h]	54.8	66.9	64.0	61.5	58.7	51.8							
Top Speed [km/h]	69.2	69.0	66.8	63.0	61.1	55.6							
Avg. Dist. to Rail [m]	3.2	1.7	1.4	0.9	1.1	0.7							
Avg. Stride Freq. [Hz]	2.5	2.5	2.4	2.4	2.4	2.3							
Avg. Stride Length [m]	6.0	7.2	7.2	6.9	6.8	6.4							





Eagle Farm Professional

Race 4: TATTERSALL'S STAKES - LISTED - 1400m

28 June 2025 - 13:29



BRISBANE
RACING CLUB

Track Rating: Good 4, Weather: Overcast, Rail Position: +6m Entire

Section						Overall	1200m	1000m	800m	600m	400m	Last 600m	
Field Times						1:22.66 (0:13.63)	1:09.03 (0:11.06)	0:57.97 (0:11.58)	0:46.39 (0:11.83)	0:34.56 (0:11.52)	0:23.04 (0:11.25)	0:34.56	
Rank	TAB	Horse/Jockey	Barrier	Top Speed [km/h]	Fastest Section								Distance Travelled [m]
1	5	AUTUMN BOY	6	66.8	0:10.99	1:22.66 [1]	1:08.66 [6]	0:57.44 [7]	0:45.78 [7]	0:34.07 [7]	0:22.78 [5]	0:34.07	
		James McDonald		400m	400m	(0:14.00)	(0:11.22)	(0:11.66)	(0:11.71)	(0:11.29)	(0:10.99)		
2	11	SHEZA ALIBI	7	67.1	0:11.06	1:22.98 [2]	1:09.15 [3]	0:58.09 [3]	0:46.45 [3]	0:34.71 [3]	0:23.23 [4]	0:34.71 +3	
		Kerrin McEvoy		Overall	1200m	(0:13.83)	(0:11.06)	(0:11.64)	(0:11.74)	(0:11.48)	(0:11.28)		
3	9	KUJENGA	9	66.6	0:11.04	1:23.02 [3]	1:09.04 [5]	0:57.71 [9]	0:46.00 [9]	0:34.25 [9]	0:22.98 [7]	0:34.25 +1	
		Chad Schofield		600m	400m	(0:13.98)	(0:11.33)	(0:11.71)	(0:11.75)	(0:11.27)	(0:11.04)		
4	1	BRAVE DESIGN	2	65.7	0:11.12	1:23.14 [4]	1:09.29 [4]	0:58.17 [4]	0:46.56 [4]	0:34.76 [4]	0:23.41 [3]	0:34.76 -9	
		Jordan Childs		400m	1200m	(0:13.85)	(0:11.12)	(0:11.61)	(0:11.80)	(0:11.35)	(0:11.20)		
5	15	PILLOW FIGHT	1	66.3	0:11.06	1:23.34 [5]	1:09.71 [1]	0:58.65 [1]	0:47.07 [1]	0:35.24 [1]	0:23.72 [1]	0:35.24 -5	
		Rachel King		Overall	1200m	(0:13.63)	(0:11.06)	(0:11.58)	(0:11.83)	(0:11.52)	(0:11.38)		
6	2	DAMIEN	11	66.1	0:11.12	1:23.36 [6]	1:09.01 [10]	0:57.73 [11]	0:46.14 [11]	0:34.39 [11]	0:23.08 [10]	0:34.39 -2	
		Jason Collett		400m	400m	(0:14.35)	(0:11.28)	(0:11.59)	(0:11.75)	(0:11.31)	(0:11.12)		
7	6	DUKE OF ARRAKIS	5	66.4	0:11.07	1:23.57 [7]	1:09.79 [2]	0:58.72 [2]	0:47.07 [2]	0:35.33 [2]	0:23.90 [2]	0:35.33 -3	
		Regan Bayliss		1200m	1200m	(0:13.78)	(0:11.07)	(0:11.65)	(0:11.74)	(0:11.43)	(0:11.47)		
8	16	CRASH THE PARTY	12	66.7	0:11.13	1:23.72 [8]	1:09.18 [12]	0:57.97 [12]	0:46.30 [12]	0:34.56 [12]	0:22.96 [12]	0:34.56 -2	
		Tom Sherry		1200m	400m	(0:14.54)	(0:11.21)	(0:11.67)	(0:11.74)	(0:11.60)	(0:11.13)		
9	3	FABULANTES	3	67.5	0:11.02	1:23.97 [9]	1:09.96 [7]	0:58.94 [5]	0:47.34 [5]	0:35.54 [5]	0:24.07 [6]	0:35.54 +0	
		Tim Clark		1200m	1200m	(0:14.01)	(0:11.02)	(0:11.60)	(0:11.80)	(0:11.47)	(0:11.57)		
10	7	BLUISH HUE	10	66.7	0:11.13	1:24.46 [10]	1:10.04 [11]	0:58.91 [10]	0:47.36 [10]	0:35.57 [10]	0:23.96 [11]	0:35.57 -6	
		Les Tilley		1200m	1200m	(0:14.42)	(0:11.13)	(0:11.55)	(0:11.79)	(0:11.61)	(0:11.37)		

Scratched: Lockyer (#4), Financially Famous (#12), Smexy (#14), Sequista (#10)

Report Created: Sat 28 June 2025 14:13 GMT+10 (Note: Timing is based on position data)

Page 1/16

[] Ranking at each section and finish
-:-:- No data available at this section
NA No data available

SCN Saddle cloth number
DNF Did not finish
DNT Did not track

data processed by  TRIPLES DATA



Eagle Farm Professional

Race 4: TATTERSALL'S STAKES - LISTED - 1400m

28 June 2025 - 13:29



BRISBANE
RACING CLUB

Track Rating: Good 4, Weather: Overcast, Rail Position: +6m Entire

Section						Overall	1200m	1000m	800m	600m	400m	Last 600m	
Field Times						1:22.66 (0:13.63)	1:09.03 (0:11.06)	0:57.97 (0:11.58)	0:46.39 (0:11.83)	0:34.56 (0:11.52)	0:23.04 (0:11.25)	0:34.56	
Rank	TAB	Horse/Jockey	Barrier	Top Speed [km/h]	Fastest Section								Distance Travelled [m]
11	8	ASTERN EFFORT	8	66.8	0:11.10	1:26.27 [11]	1:12.11 [8]	1:01.01 [8]	0:49.35 [8]	0:37.56 [8]	0:25.99 [9]	0:37.56	-4
		Angela Jones		1200m	1200m	(0:14.16)	(0:11.10)	(0:11.66)	(0:11.79)	(0:11.57)	(0:11.89)		
12	13	ROYAL CHIC	4	66.8	0:11.01	1:29.48 [12]	1:15.30 [9]	1:04.29 [6]	0:52.77 [6]	0:40.96 [6]	0:29.26 [8]	0:40.96	-5
		Tommy Berry		1200m	1200m	(0:14.18)	(0:11.01)	(0:11.52)	(0:11.81)	(0:11.70)	(0:12.29)		

Scratched: Lockyer (#4), Financially Famous (#12), Smexy (#14), Sequista (#10)



Eagle Farm Professional

Race 4: TATTERSALL'S STAKES - LISTED - 1400m

28 June 2025 - 13:29



BRISBANE
RACING CLUB

Track Rating: Good 4, Weather: Overcast, Rail Position: +6m Entire

Section Field Times				200m 0:11.79 (0:11.79)		Last 600m 0:34.56			
Rank	TAB	Horse/Jockey	Barrier	Top Speed [km/h]	Fastest Section	Margin			Distance Travelled [m]
1	5	AUTUMN BOY	6	66.8	0:10.99	0:11.79 [1]	1:22.66	0:34.07	
		James McDonald		400m	400m	(0:11.79)			
2	11	SHEZA ALIBI	7	67.1	0:11.06	0:11.95 [4]	1.93L	0:34.71	+3
		Kerrin McEvoy		Overall	1200m	(0:11.95)			
3	9	KUJENGA	9	66.6	0:11.04	0:11.94 [5]	2.15L	0:34.25	+1
		Chad Schofield		600m	400m	(0:11.94)			
4	1	BRAVE DESIGN	2	65.7	0:11.12	0:12.21 [2]	2.85L	0:34.76	-9
		Jordan Childs		400m	1200m	(0:12.21)			
5	15	PILLOW FIGHT	1	66.3	0:11.06	0:12.34 [3]	4.02L	0:35.24	-5
		Rachel King		Overall	1200m	(0:12.34)			
6	2	DAMIEN	11	66.1	0:11.12	0:11.96 [7]	4.14L	0:34.39	-2
		Jason Collett		400m	400m	(0:11.96)			
7	6	DUKE OF ARRAKIS	5	66.4	0:11.07	0:12.43 [6]	5.36L	0:35.33	-3
		Regan Bayliss		1200m	1200m	(0:12.43)			
8	16	CRASH THE PARTY	12	66.7	0:11.13	0:11.83 [10]	6.26L	0:34.56	-2
		Tom Sherry		1200m	400m	(0:11.83)			
9	3	FABULANTES	3	67.5	0:11.02	0:12.50 [8]	7.74L	0:35.54	+0
		Tim Clark		1200m	1200m	(0:12.50)			
10	7	BLUISH HUE	10	66.7	0:11.13	0:12.59 [9]	10.6L	0:35.57	-6
		Les Tilley		1200m	1200m	(0:12.59)			

Scratched: Lockyer (#4), Financially Famous (#12), Smexy (#14), Sequista (#10)

Report Created: Sat 28 June 2025 14:13 GMT+10 (Note: Timing is based on position data)

Page 3/16

[] Ranking at each section and finish
-:-:- No data available at this section
NA No data available

SCN Saddle cloth number
DNF Did not finish
DNT Did not track

data processed by  TRIPLESDATA



Eagle Farm Professional

Race 4: TATTERSALL'S STAKES - LISTED - 1400m

28 June 2025 - 13:29



BRISBANE
RACING CLUB

Track Rating: Good 4, Weather: Overcast, Rail Position: +6m Entire

Section						200m	Last 600m		
Field Times						0:11.79 (0:11.79)	0:34.56		
Rank	TAB	Horse/Jockey	Barrier	Top Speed [km/h]	Fastest Section	Margin		Distance Travelled [m]	
11	8	ASTERN EFFORT	8	66.8	0:11.10	0:14.10 [11]	21.27L	0:37.56	-4
		Angela Jones		1200m	1200m	(0:14.10)			
12	13	ROYAL CHIC	4	66.8	0:11.01	0:16.97 [12]	40.12L	0:40.96	-5
		Tommy Berry		1200m	1200m	(0:16.97)			

Scratched: Lockyer (#4), Financially Famous (#12), Smexy (#14), Sequista (#10)



Horse/Jockey Name	Autumn Boy
Final Rank	1
Fastest Section Time (Section)	0:10.99 (400m)
Top Speed [km/h] (Section)	66.8 (400m)
Race State	Finished



Eagle FarmProfessional
Race 4: TATTERSALL'S STAKES - LISTED - 1400m

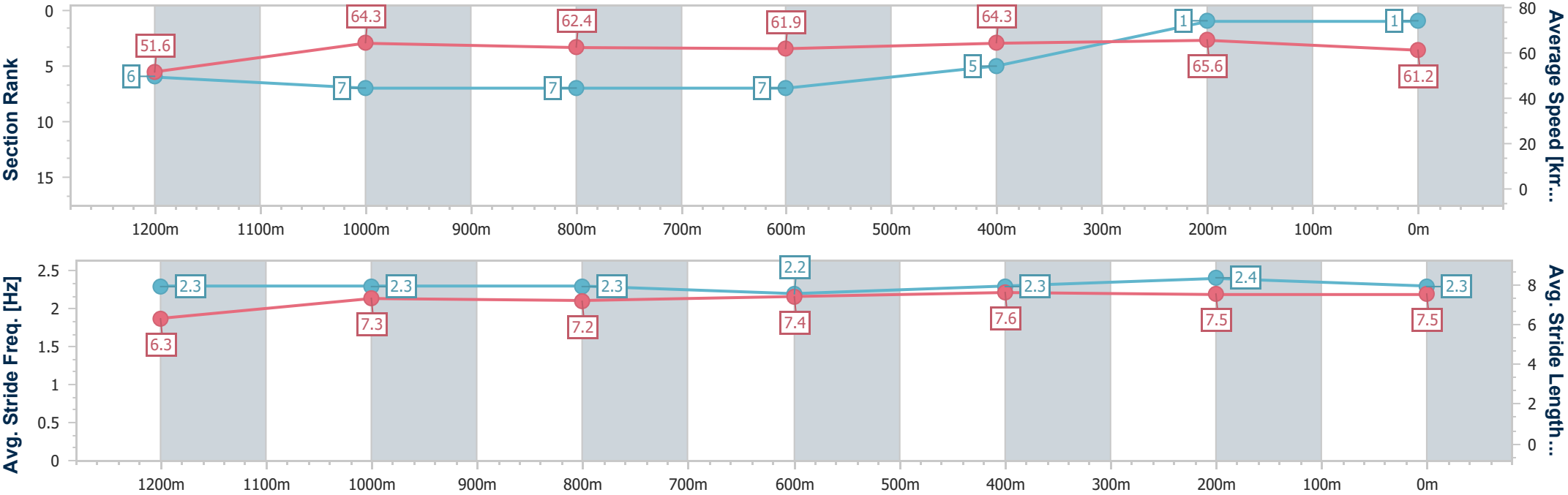
28 June 2025 - 13:29

Track Rating: Good 4, Weather: Overcast, Rail Position: +6m Entire



BRISBANE
RACING CLUB

Section	Overall	1200m	1000m	800m	600m	400m	200m						
Section Times	1:22.66 [1] (0:14.00)	1:08.66 [6] (0:11.22)	0:57.44 [7] (0:11.66)	0:45.78 [7] (0:11.71)	0:34.07 [7] (0:11.29)	0:22.78 [5] (0:10.99)	0:11.79 [1] (0:11.79)						
Average Speed [km/h]	51.6	64.3	62.4	61.9	64.3	65.6	61.2						
Top Speed [km/h]	66.4	66.5	63.2	62.8	66.6	66.8	63.8						
Avg. Dist. to Rail [m]	5.7	3.9	2.7	1.4	1.8	4.1	1.4						
Avg. Stride Freq. [Hz]	2.3	2.3	2.3	2.2	2.3	2.4	2.3						
Avg. Stride Length [m]	6.3	7.3	7.2	7.4	7.6	7.5	7.5						





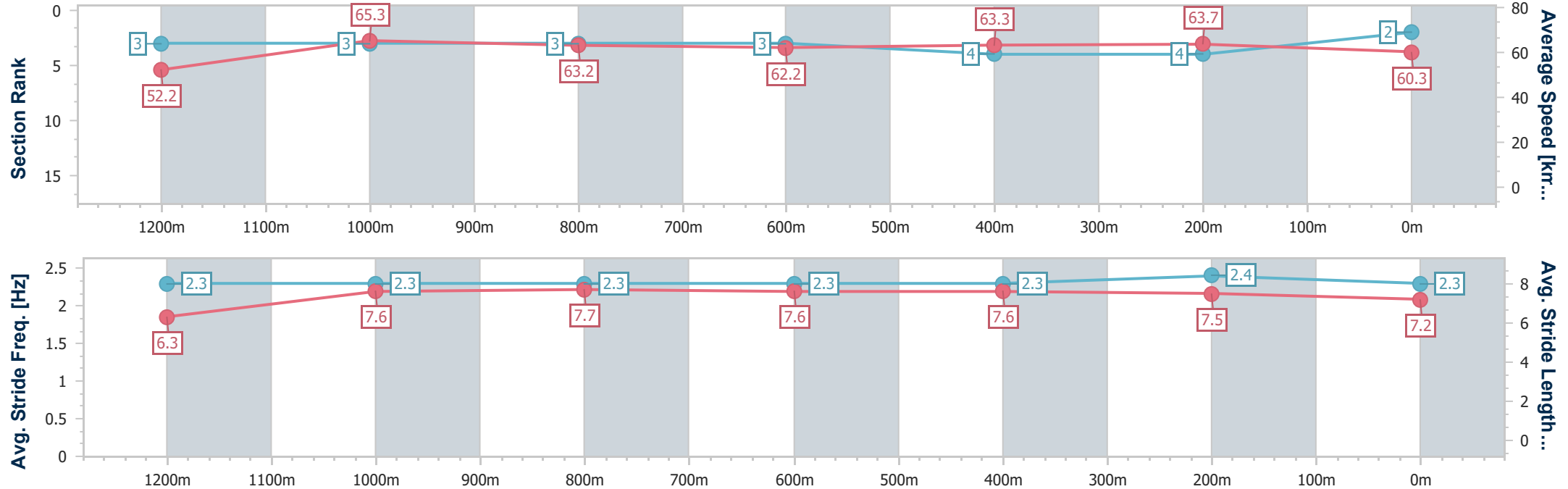
Horse/Jockey Name	Sheza Alibi
Final Rank	2
Fastest Section Time (Section)	0:11.06 (1200m)
Top Speed [km/h] (Section)	67.1 (Overall)
Race State	Finished



Eagle Farm Professional
Race 4: TATTERSALL'S STAKES - LISTED - 1400m
28 June 2025 - 13:29
Track Rating: Good 4, Weather: Overcast, Rail Position: +6m Entire



Section	Overall	1200m	1000m	800m	600m	400m	200m						
Section Times	1:22.98 [2] (0:13.83)	1:09.15 [3] (0:11.06)	0:58.09 [3] (0:11.64)	0:46.45 [3] (0:11.74)	0:34.71 [3] (0:11.48)	0:23.23 [4] (0:11.28)	0:11.95 [4] (0:11.95)						
Average Speed [km/h]	52.2	65.3	63.2	62.2	63.3	63.7	60.3						
Top Speed [km/h]	67.1	66.8	63.2	62.6	65.0	64.9	61.8						
Avg. Dist. to Rail [m]	5.7	3.6	3.9	3.2	2.1	2.4	1.3						
Avg. Stride Freq. [Hz]	2.3	2.3	2.3	2.3	2.3	2.4	2.3						
Avg. Stride Length [m]	6.3	7.6	7.7	7.6	7.6	7.5	7.2						





Horse/Jockey Name	Kujenga
Final Rank	3
Fastest Section Time (Section)	0:11.04 (400m)
Top Speed [km/h] (Section)	66.6 (600m)
Race State	Finished



Eagle FarmProfessional
Race 4: TATTERSALL'S STAKES - LISTED - 1400m

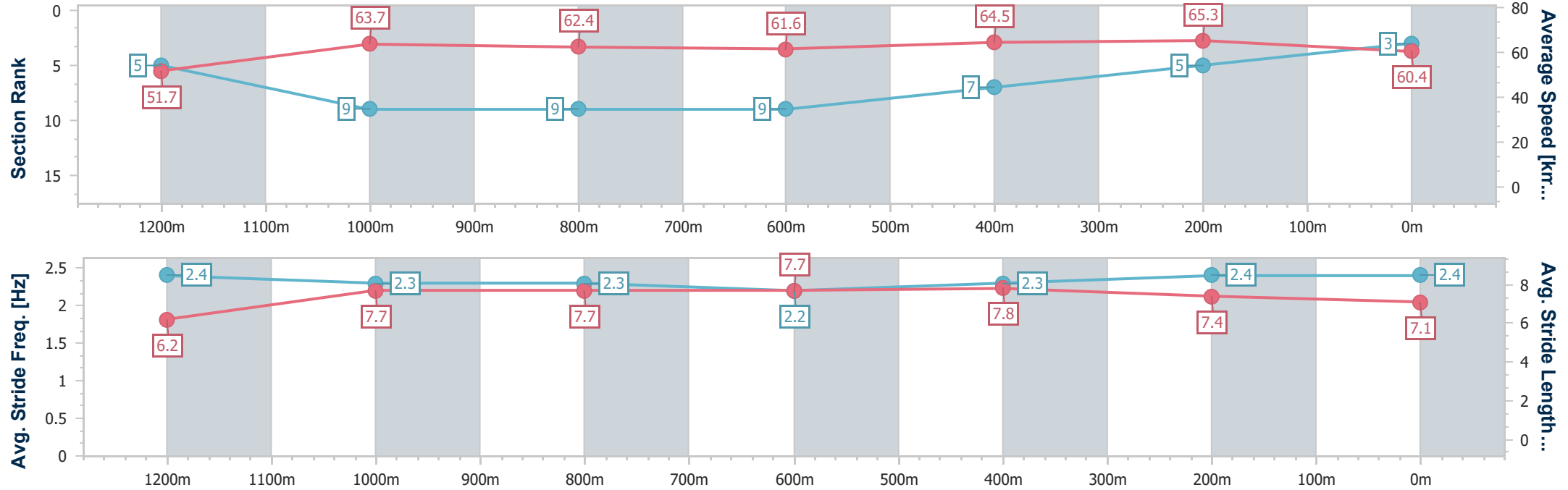
28 June 2025 - 13:29

Track Rating: Good 4, Weather: Overcast, Rail Position: +6m Entire



BRISBANE
RACING CLUB

Section	Overall	1200m	1000m	800m	600m	400m	200m						
Section Times	1:23.02 [3] (0:13.98)	1:09.04 [5] (0:11.33)	0:57.71 [9] (0:11.71)	0:46.00 [9] (0:11.75)	0:34.25 [9] (0:11.27)	0:22.98 [7] (0:11.04)	0:11.94 [5] (0:11.94)						
Average Speed [km/h]	51.7	63.7	62.4	61.6	64.5	65.3	60.4						
Top Speed [km/h]	65.1	65.1	63.4	62.6	66.6	66.3	62.8						
Avg. Dist. to Rail [m]	7.6	3.9	2.9	1.5	2.0	5.5	3.9						
Avg. Stride Freq. [Hz]	2.4	2.3	2.3	2.2	2.3	2.4	2.4						
Avg. Stride Length [m]	6.2	7.7	7.7	7.7	7.8	7.4	7.1						





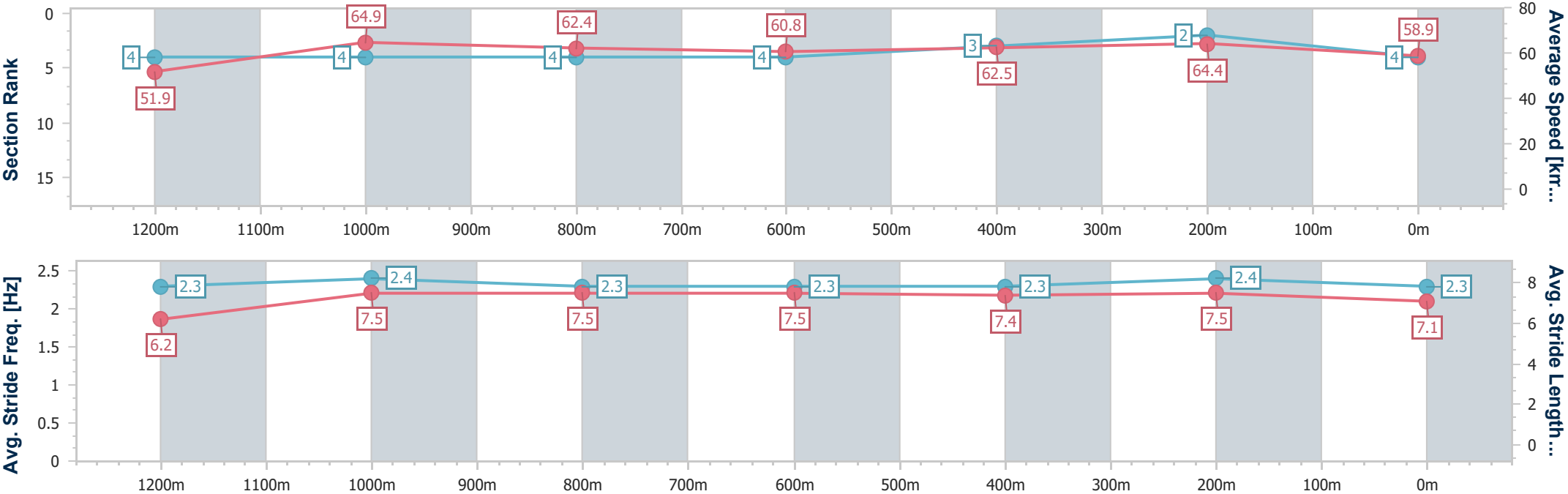
Horse/Jockey Name	Brave Design
Final Rank	4
Fastest Section Time (Section)	0:11.12 (1200m)
Top Speed [km/h] (Section)	65.7 (400m)
Race State	Finished



Eagle FarmProfessional
Race 4: TATTERSALL'S STAKES - LISTED - 1400m
28 June 2025 - 13:29
Track Rating: Good 4, Weather: Overcast, Rail Position: +6m Entire



Section	Overall	1200m	1000m	800m	600m	400m	200m						
Section Times	1:23.14 [4] (0:13.85)	1:09.29 [4] (0:11.12)	0:58.17 [4] (0:11.61)	0:46.56 [4] (0:11.80)	0:34.76 [4] (0:11.35)	0:23.41 [3] (0:11.20)	0:12.21 [2] (0:12.21)						
Average Speed [km/h]	51.9	64.9	62.4	60.8	62.5	64.4	58.9						
Top Speed [km/h]	65.7	65.7	63.5	61.8	64.4	65.7	63.4						
Avg. Dist. to Rail [m]	3.1	2.2	1.2	1.2	2.2	1.7	2.5						
Avg. Stride Freq. [Hz]	2.3	2.4	2.3	2.3	2.3	2.4	2.3						
Avg. Stride Length [m]	6.2	7.5	7.5	7.5	7.4	7.5	7.1						





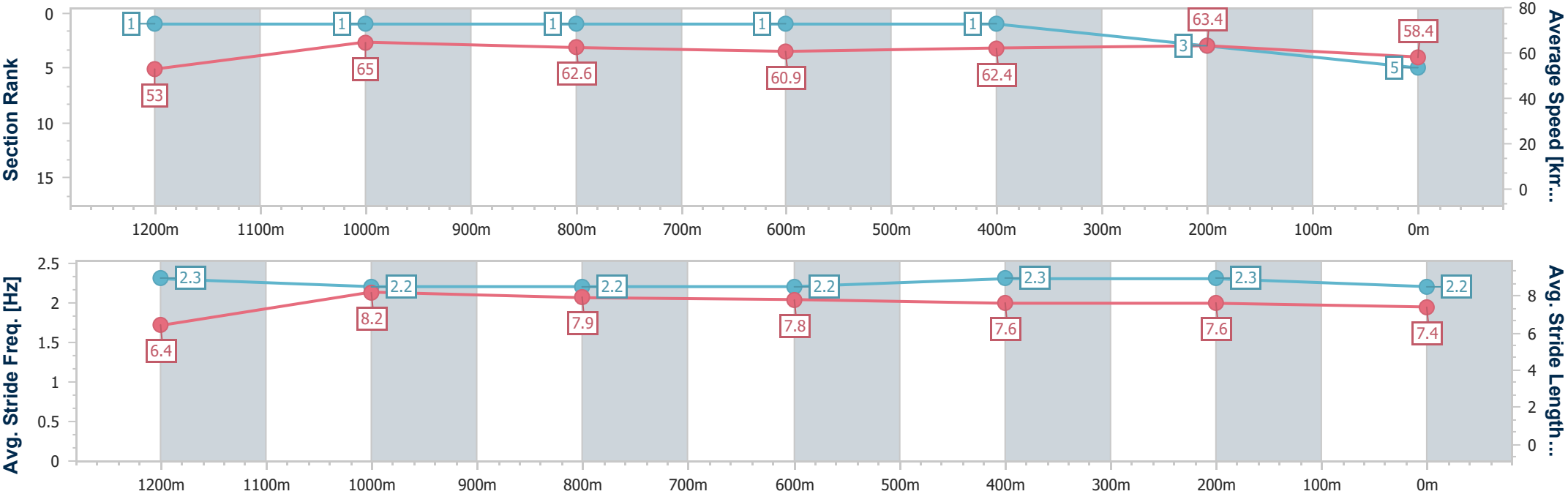
Horse/Jockey Name	Pillow Fight
Final Rank	5
Fastest Section Time (Section)	0:11.06 (1200m)
Top Speed [km/h] (Section)	66.3 (Overall)
Race State	Finished



Eagle FarmProfessional
Race 4: TATTERSALL'S STAKES - LISTED - 1400m
28 June 2025 - 13:29
Track Rating: Good 4, Weather: Overcast, Rail Position: +6m Entire



Section	Overall	1200m	1000m	800m	600m	400m	200m						
Section Times	1:23.34 [5] (0:13.63)	1:09.71 [1] (0:11.06)	0:58.65 [1] (0:11.58)	0:47.07 [1] (0:11.83)	0:35.24 [1] (0:11.52)	0:23.72 [1] (0:11.38)	0:12.34 [3] (0:12.34)						
Average Speed [km/h]	53.0	65.0	62.6	60.9	62.4	63.4	58.4						
Top Speed [km/h]	66.3	66.3	63.2	62.2	63.9	64.5	61.8						
Avg. Dist. to Rail [m]	1.6	1.5	1.1	0.3	0.4	1.4	0.4						
Avg. Stride Freq. [Hz]	2.3	2.2	2.2	2.2	2.3	2.3	2.2						
Avg. Stride Length [m]	6.4	8.2	7.9	7.8	7.6	7.6	7.4						





Horse/Jockey Name	Damien
Final Rank	6
Fastest Section Time (Section)	0:11.12 (400m)
Top Speed [km/h] (Section)	66.1 (400m)
Race State	Finished



Eagle FarmProfessional
Race 4: TATTERSALL'S STAKES - LISTED - 1400m

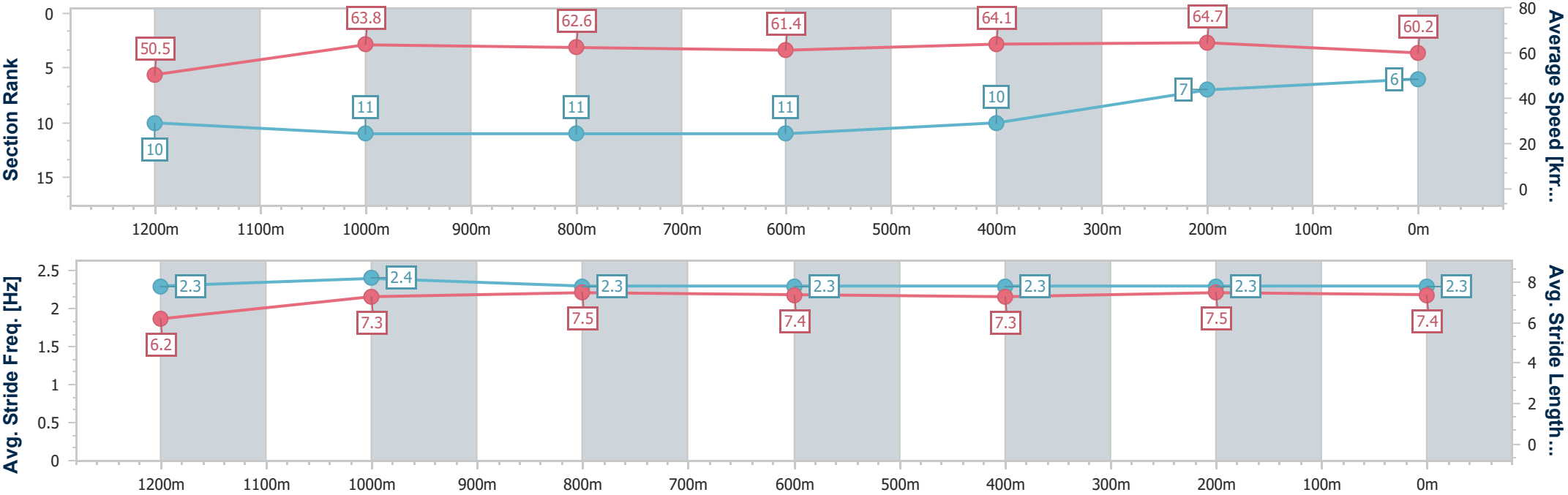
28 June 2025 - 13:29

Track Rating: Good 4, Weather: Overcast, Rail Position: +6m Entire



BRISBANE
RACING CLUB

Section	Overall	1200m	1000m	800m	600m	400m	200m						
Section Times	1:23.36 [6] (0:14.35)	1:09.01 [10] (0:11.28)	0:57.73 [11] (0:11.59)	0:46.14 [11] (0:11.75)	0:34.39 [11] (0:11.31)	0:23.08 [10] (0:11.12)	0:11.96 [7] (0:11.96)						
Average Speed [km/h]	50.5	63.8	62.6	61.4	64.1	64.7	60.2						
Top Speed [km/h]	64.9	65.2	63.9	63.1	66.1	66.1	63.0						
Avg. Dist. to Rail [m]	9.6	3.7	1.6	0.4	1.4	4.2	3.9						
Avg. Stride Freq. [Hz]	2.3	2.4	2.3	2.3	2.3	2.3	2.3						
Avg. Stride Length [m]	6.2	7.3	7.5	7.4	7.3	7.5	7.4						





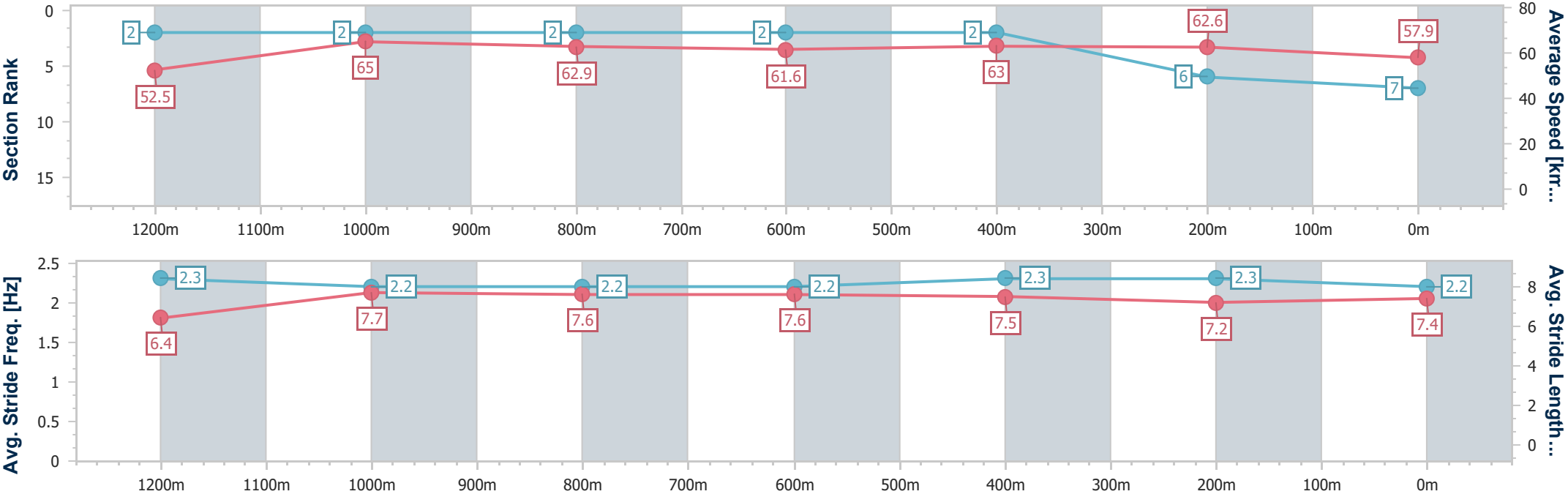
Horse/Jockey Name	Duke Of Arrakis
Final Rank	7
Fastest Section Time (Section)	0:11.07 (1200m)
Top Speed [km/h] (Section)	66.4 (1200m)
Race State	Finished



Eagle FarmProfessional
Race 4: TATTERSALL'S STAKES - LISTED - 1400m
28 June 2025 - 13:29
Track Rating: Good 4, Weather: Overcast, Rail Position: +6m Entire



Section	Overall	1200m	1000m	800m	600m	400m	200m						
Section Times	1:23.57 [7] (0:13.78)	1:09.79 [2] (0:11.07)	0:58.72 [2] (0:11.65)	0:47.07 [2] (0:11.74)	0:35.33 [2] (0:11.43)	0:23.90 [2] (0:11.47)	0:12.43 [6] (0:12.43)						
Average Speed [km/h]	52.5	65.0	62.9	61.6	63.0	62.6	57.9						
Top Speed [km/h]	66.2	66.4	63.5	62.0	63.9	64.2	59.8						
Avg. Dist. to Rail [m]	6.2	4.4	2.8	1.1	0.3	1.3	1.0						
Avg. Stride Freq. [Hz]	2.3	2.2	2.2	2.2	2.3	2.3	2.2						
Avg. Stride Length [m]	6.4	7.7	7.6	7.6	7.5	7.2	7.4						





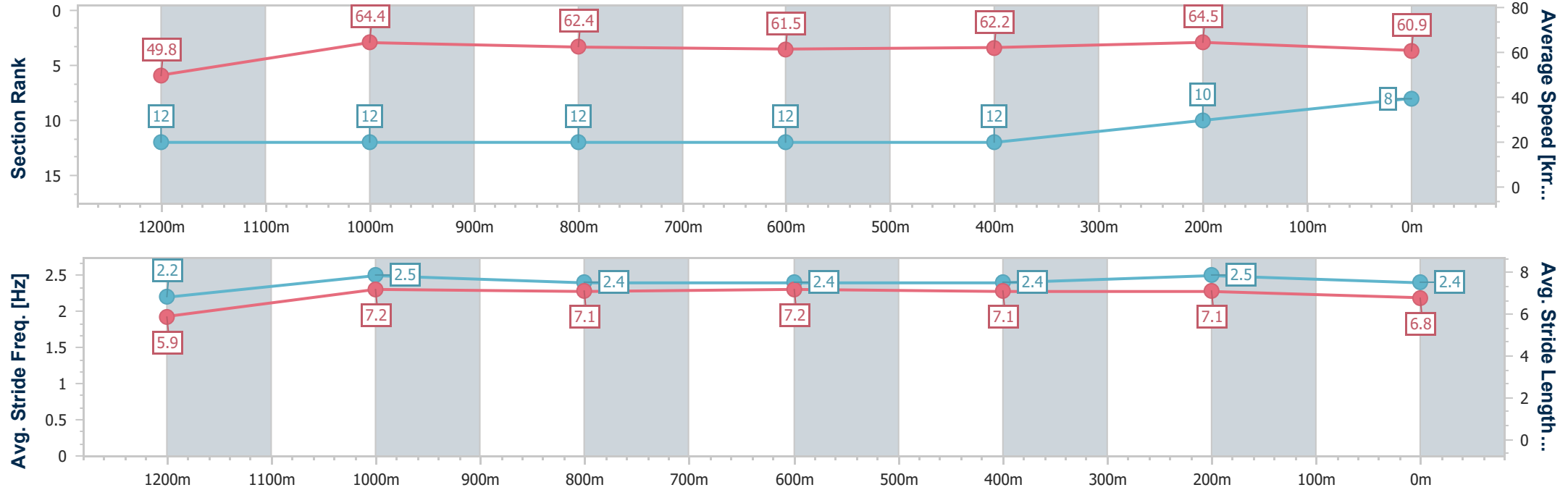
Horse/Jockey Name	Crash The Party
Final Rank	8
Fastest Section Time (Section)	0:11.13 (400m)
Top Speed [km/h] (Section)	66.7 (1200m)
Race State	Finished



Eagle FarmProfessional
Race 4: TATTERSALL'S STAKES - LISTED - 1400m
28 June 2025 - 13:29
Track Rating: Good 4, Weather: Overcast, Rail Position: +6m Entire



Section	Overall	1200m	1000m	800m	600m	400m	200m						
Section Times	1:23.72 [8] (0:14.54)	1:09.18 [12] (0:11.21)	0:57.97 [12] (0:11.67)	0:46.30 [12] (0:11.74)	0:34.56 [12] (0:11.60)	0:22.96 [12] (0:11.13)	0:11.83 [10] (0:11.83)						
Average Speed [km/h]	49.8	64.4	62.4	61.5	62.2	64.5	60.9						
Top Speed [km/h]	64.5	66.7	63.7	63.4	64.7	65.7	63.1						
Avg. Dist. to Rail [m]	9.1	3.3	2.2	0.8	0.6	4.7	4.5						
Avg. Stride Freq. [Hz]	2.2	2.5	2.4	2.4	2.4	2.5	2.4						
Avg. Stride Length [m]	5.9	7.2	7.1	7.2	7.1	7.1	6.8						





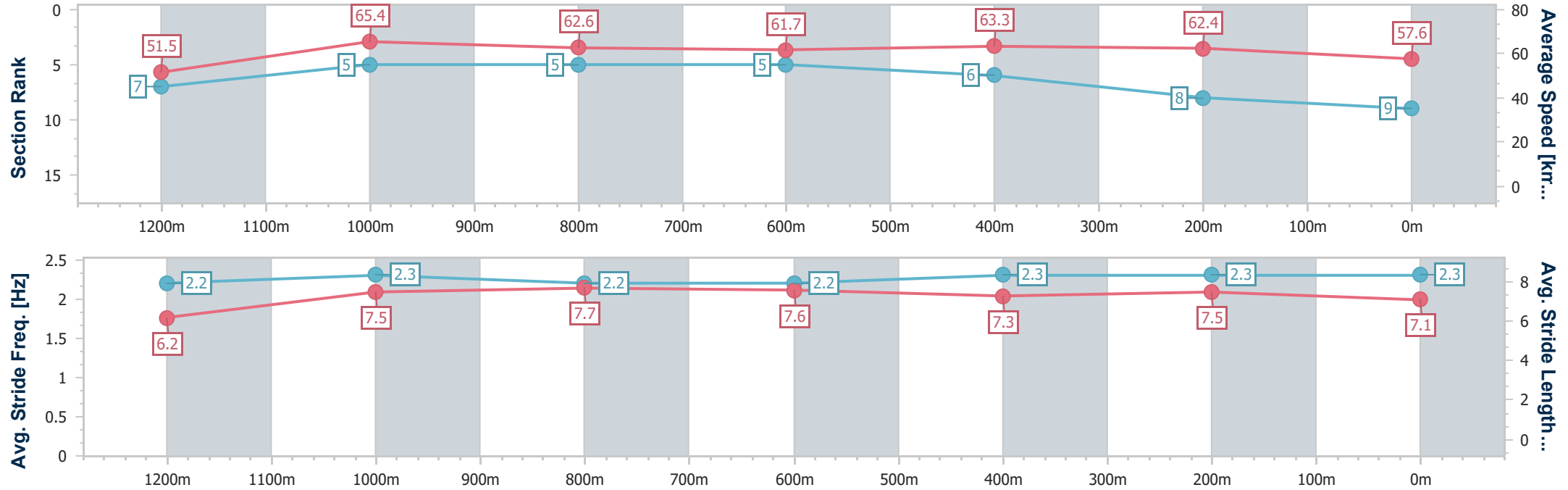
Horse/Jockey Name	Fabulantes
Final Rank	9
Fastest Section Time (Section)	0:11.02 (1200m)
Top Speed [km/h] (Section)	67.5 (1200m)
Race State	Finished



Eagle FarmProfessional
Race 4: TATTERSALL'S STAKES - LISTED - 1400m
28 June 2025 - 13:29
Track Rating: Good 4, Weather: Overcast, Rail Position: +6m Entire



Section	Overall	1200m	1000m	800m	600m	400m	200m						
Section Times	1:23.97 [9] (0:14.01)	1:09.96 [7] (0:11.02)	0:58.94 [5] (0:11.60)	0:47.34 [5] (0:11.80)	0:35.54 [5] (0:11.47)	0:24.07 [6] (0:11.57)	0:12.50 [8] (0:12.50)						
Average Speed [km/h]	51.5	65.4	62.6	61.7	63.3	62.4	57.6						
Top Speed [km/h]	67.0	67.5	63.6	62.1	64.5	64.5	60.9						
Avg. Dist. to Rail [m]	3.1	2.5	1.9	1.5	2.4	3.9	3.6						
Avg. Stride Freq. [Hz]	2.2	2.3	2.2	2.2	2.3	2.3	2.3						
Avg. Stride Length [m]	6.2	7.5	7.7	7.6	7.3	7.5	7.1						





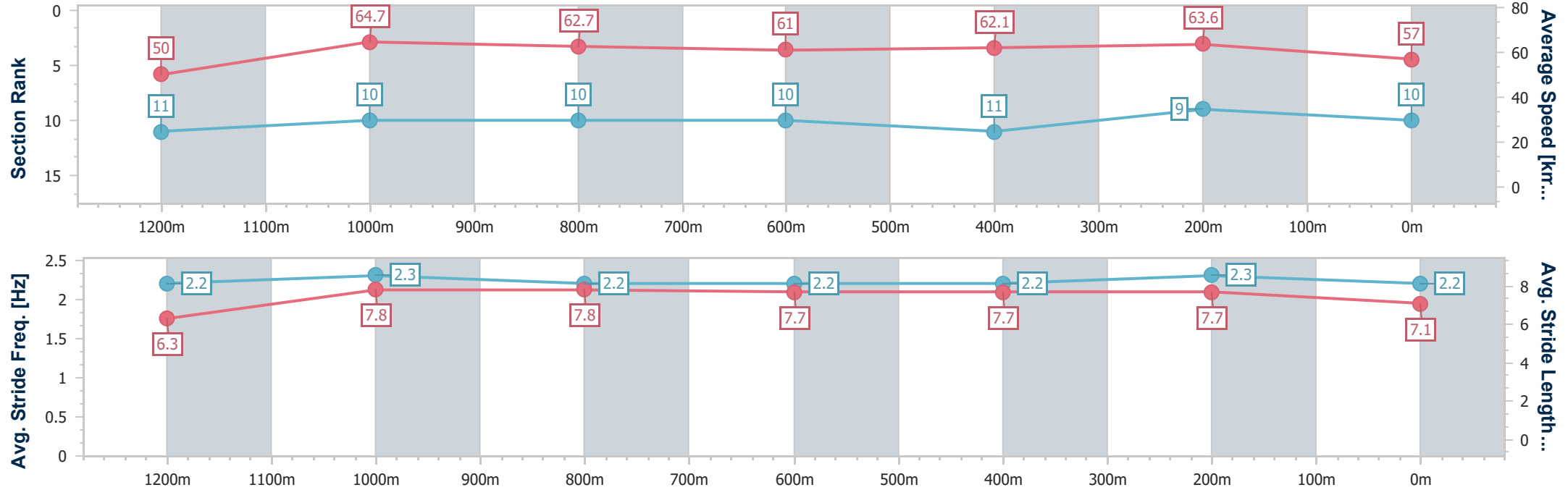
Horse/Jockey Name	Bluish Hue
Final Rank	10
Fastest Section Time (Section)	0:11.13 (1200m)
Top Speed [km/h] (Section)	66.7 (1200m)
Race State	Finished



Eagle FarmProfessional
Race 4: TATTERSALL'S STAKES - LISTED - 1400m
28 June 2025 - 13:29
Track Rating: Good 4, Weather: Overcast, Rail Position: +6m Entire



Section	Overall	1200m	1000m	800m	600m	400m	200m						
Section Times	1:24.46 [10] (0:14.42)	1:10.04 [11] (0:11.13)	0:58.91 [10] (0:11.55)	0:47.36 [10] (0:11.79)	0:35.57 [10] (0:11.61)	0:23.96 [11] (0:11.37)	0:12.59 [9] (0:12.59)						
Average Speed [km/h]	50.0	64.7	62.7	61.0	62.1	63.6	57.0						
Top Speed [km/h]	64.0	66.7	64.0	63.4	64.2	65.2	61.2						
Avg. Dist. to Rail [m]	6.9	1.8	0.5	0.3	1.1	5.9	3.9						
Avg. Stride Freq. [Hz]	2.2	2.3	2.2	2.2	2.2	2.3	2.2						
Avg. Stride Length [m]	6.3	7.8	7.8	7.7	7.7	7.7	7.1						





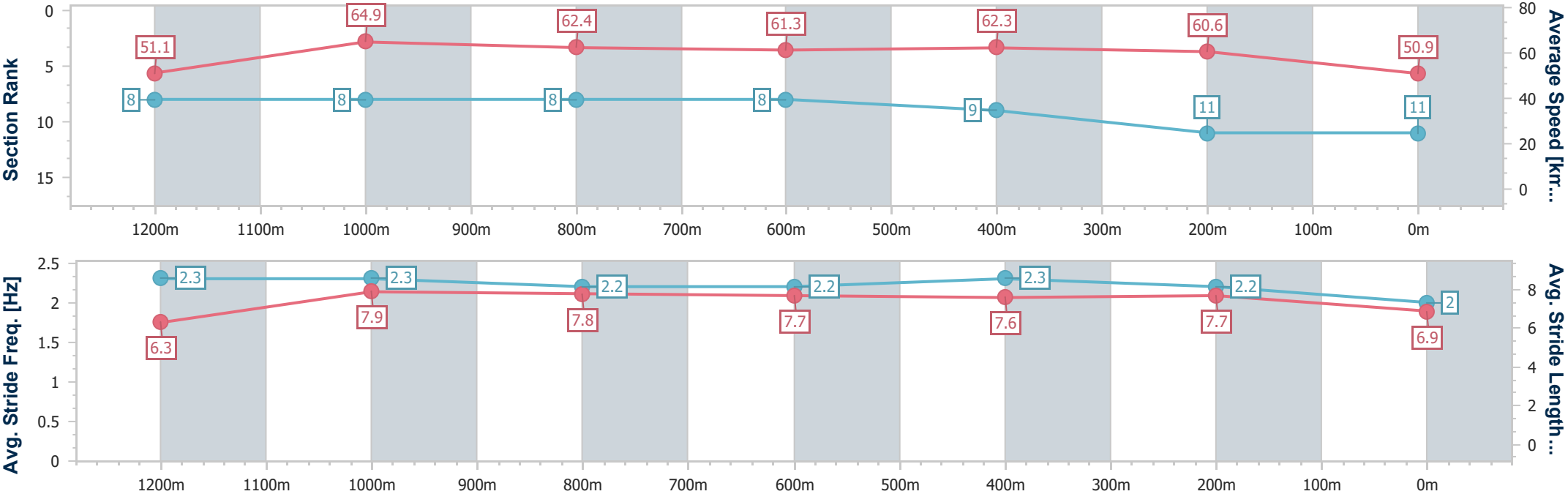
Horse/Jockey Name	Astern Effort
Final Rank	11
Fastest Section Time (Section)	0:11.10 (1200m)
Top Speed [km/h] (Section)	66.8 (1200m)
Race State	Finished



Eagle FarmProfessional
Race 4: TATTERSALL'S STAKES - LISTED - 1400m
28 June 2025 - 13:29
Track Rating: Good 4, Weather: Overcast, Rail Position: +6m Entire



Section	Overall	1200m	1000m	800m	600m	400m	200m						
Section Times	1:26.27 [11] (0:14.16)	1:12.11 [8] (0:11.10)	1:01.01 [8] (0:11.66)	0:49.35 [8] (0:11.79)	0:37.56 [8] (0:11.57)	0:25.99 [9] (0:11.89)	0:14.10 [11] (0:14.10)						
Average Speed [km/h]	51.1	64.9	62.4	61.3	62.3	60.6	50.9						
Top Speed [km/h]	65.5	66.8	63.9	62.7	64.5	64.3	58.4						
Avg. Dist. to Rail [m]	6.9	3.0	2.1	0.6	0.5	1.1	0.3						
Avg. Stride Freq. [Hz]	2.3	2.3	2.2	2.2	2.3	2.2	2.0						
Avg. Stride Length [m]	6.3	7.9	7.8	7.7	7.6	7.7	6.9						





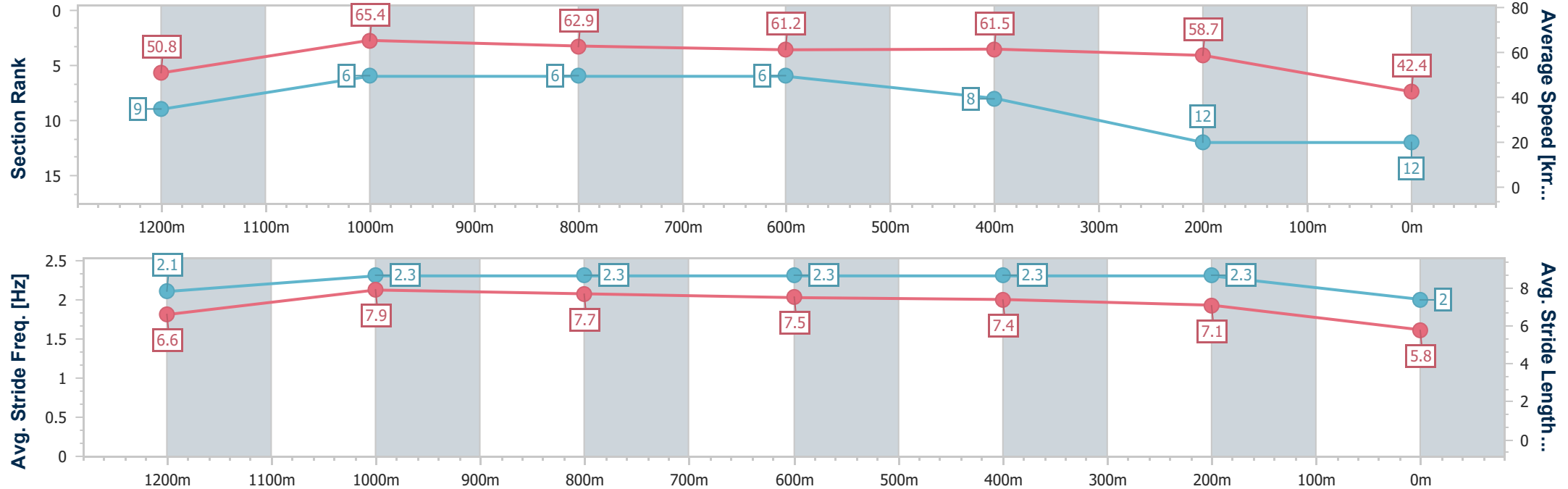
Horse/Jockey Name	Royal Chic
Final Rank	12
Fastest Section Time (Section)	0:11.01 (1200m)
Top Speed [km/h] (Section)	66.8 (1200m)
Race State	Finished



Eagle FarmProfessional
Race 4: TATTERSALL'S STAKES - LISTED - 1400m
28 June 2025 - 13:29
Track Rating: Good 4, Weather: Overcast, Rail Position: +6m Entire



Section	Overall	1200m	1000m	800m	600m	400m	200m						
Section Times	1:29.48 [12] (0:14.18)	1:15.30 [9] (0:11.01)	1:04.29 [6] (0:11.52)	0:52.77 [6] (0:11.81)	0:40.96 [6] (0:11.70)	0:29.26 [8] (0:12.29)	0:16.97 [12] (0:16.97)						
Average Speed [km/h]	50.8	65.4	62.9	61.2	61.5	58.7	42.4						
Top Speed [km/h]	65.6	66.8	63.8	63.3	63.5	61.7	53.2						
Avg. Dist. to Rail [m]	4.3	1.7	0.8	0.8	0.8	0.7	1.4						
Avg. Stride Freq. [Hz]	2.1	2.3	2.3	2.3	2.3	2.3	2.0						
Avg. Stride Length [m]	6.6	7.9	7.7	7.5	7.4	7.1	5.8						





Eagle Farm Professional

Race 5: TATTERSALL'S CUP - GROUP 3 - 2400m

28 June 2025 - 14:08



BRISBANE
RACING CLUB

Track Rating: Good 4, Weather: Overcast, Rail Position: +6m Entire

Section					Overall	2200m	2000m	1800m	1600m	1400m	1200m	Last 600m		
Field Times					2:27.67 (0:14.37)	2:13.30 (0:12.24)	2:01.06 (0:12.26)	1:48.80 (0:12.43)	1:36.37 (0:12.05)	1:24.32 (0:11.88)	1:12.44 (0:12.18)	0:36.23		
Rank	TAB	Horse/Jockey	Barrier	Top Speed [km/h]	Fastest Section									Distance Travelled [m]
1	6	MANZOICE	6	63.2	0:11.55	2:27.67 [1]	2:12.56 [6]	2:00.31 [6]	1:48.06 [6]	1:35.74 [6]	1:23.59 [6]	1:11.77 [5]	0:35.88	
		Andrew Mallyon		600m	600m	(0:15.11)	(0:12.25)	(0:12.25)	(0:12.32)	(0:12.15)	(0:11.82)	(0:12.13)		
2	3	BANKERS CHOICE	3	62.3	0:11.75	2:28.43 [2]	2:14.06 [1]	2:01.82 [1]	1:49.56 [1]	1:37.13 [1]	1:25.08 [1]	1:13.20 [1]	0:36.99	-5
		Jordan Childs		600m	600m	(0:14.37)	(0:12.24)	(0:12.26)	(0:12.43)	(0:12.05)	(0:11.88)	(0:12.18)		
3	7	DARK DESTROYER	4	63.5	0:11.60	2:28.71 [3]	2:13.80 [4]	2:01.56 [4]	1:49.21 [5]	1:36.83 [5]	1:24.75 [5]	1:12.72 [6]	0:36.74	+3
		Mark Du Plessis		800m	800m	(0:14.91)	(0:12.24)	(0:12.35)	(0:12.38)	(0:12.08)	(0:12.03)	(0:12.19)		
4	2	HEZASHOCKA	2	63.4	0:11.69	2:28.77 [4]	2:14.18 [2]	2:02.01 [2]	1:49.65 [2]	1:37.20 [2]	1:25.04 [4]	1:13.03 [4]	0:37.02	+8
		Regan Bayliss		800m	800m	(0:14.59)	(0:12.17)	(0:12.36)	(0:12.45)	(0:12.16)	(0:12.01)	(0:12.17)		
5	1	SIR LUCAN	1	62.8	0:11.59	2:28.89 [5]	2:14.22 [3]	2:01.98 [3]	1:49.68 [3]	1:37.30 [3]	1:25.21 [3]	1:13.25 [3]	0:37.33	-5
		Tim Clark		800m	800m	(0:14.67)	(0:12.24)	(0:12.30)	(0:12.38)	(0:12.09)	(0:11.96)	(0:12.17)		
6	9	MR WATERVILLE	5	63.4	0:11.80	2:29.09 [6]	2:14.15 [5]	2:01.94 [5]	1:49.73 [4]	1:37.42 [4]	1:25.62 [2]	1:13.70 [2]	0:37.38	+9
		Kerrin McEvoy		1600m	1600m	(0:14.94)	(0:12.21)	(0:12.21)	(0:12.31)	(0:11.80)	(0:11.92)	(0:12.27)		

Scratched: Hopeful (#5), Mormona (#4), Sir Chartwell (#10), Don Diego De Vega (#8)



Eagle Farm Professional

Race 5: TATTERSALL'S CUP - GROUP 3 - 2400m

28 June 2025 - 14:08



BRISBANE
RACING CLUB

Track Rating: Good 4, Weather: Overcast, Rail Position: +6m Entire

Section		Field Times		1000m		800m		600m		400m		200m		Last 600m	
				1:00.26 (0:12.23)		0:48.03 (0:11.80)		0:36.23 (0:11.75)		0:24.48 (0:11.84)		0:12.64 (0:12.64)		0:36.23	
Rank	TAB	Horse/Jockey	Barrier	Top Speed [km/h]	Fastest Section						Margin				
1	6	MANZOICE	6	63.2	0:11.55	0:59.64 [5]	0:47.56 [5]	0:35.88 [5]	0:24.33 [2]	0:12.64 [1]	2:27.67	0:35.88			
		Andrew Mallyon		600m	600m	(0:12.08)	(0:11.68)	(0:11.55)	(0:11.69)	(0:12.64)					
2	3	BANKERS CHOICE	3	62.3	0:11.75	1:01.02 [1]	0:48.79 [1]	0:36.99 [1]	0:25.24 [1]	0:13.14 [2]	4.45L	0:36.99			
		Jordan Childs		600m	600m	(0:12.23)	(0:11.80)	(0:11.75)	(0:12.10)	(0:13.14)					
3	7	DARK DESTROYER	4	63.5	0:11.60	1:00.53 [6]	0:48.34 [6]	0:36.74 [6]	0:25.03 [6]	0:13.09 [3]	6.08L	0:36.74			
		Mark Du Plessis		800m	800m	(0:12.19)	(0:11.60)	(0:11.71)	(0:11.94)	(0:13.09)					
4	2	HEZASHOCKA	2	63.4	0:11.69	1:00.86 [4]	0:48.71 [4]	0:37.02 [4]	0:25.20 [3]	0:13.10 [4]	6.48L	0:37.02			
		Regan Bayliss		800m	800m	(0:12.15)	(0:11.69)	(0:11.82)	(0:12.10)	(0:13.10)					
5	1	SIR LUCAN	1	62.8	0:11.59	1:01.08 [3]	0:48.92 [3]	0:37.33 [2]	0:25.26 [5]	0:13.10 [6]	7.14L	0:37.33			
		Tim Clark		800m	800m	(0:12.16)	(0:11.59)	(0:12.07)	(0:12.16)	(0:13.10)					
6	9	MR WATERVILLE	5	63.4	0:11.80	1:01.43 [2]	0:49.23 [2]	0:37.38 [3]	0:25.46 [4]	0:13.33 [5]	8.33L	0:37.38			
		Kerrin McEvoy		1600m	1600m	(0:12.20)	(0:11.85)	(0:11.92)	(0:12.13)	(0:13.33)					

Scratched: Hopeful (#5), Mormona (#4), Sir Chartwell (#10), Don Diego De Vega (#8)



Horse/Jockey Name	Manzoice
Final Rank	1
Fastest Section Time (Section)	0:11.55 (600m)
Top Speed [km/h] (Section)	63.2 (600m)
Race State	Finished



Eagle FarmProfessional
Race 5: TATTERSALL'S CUP - GROUP 3 - 2400m

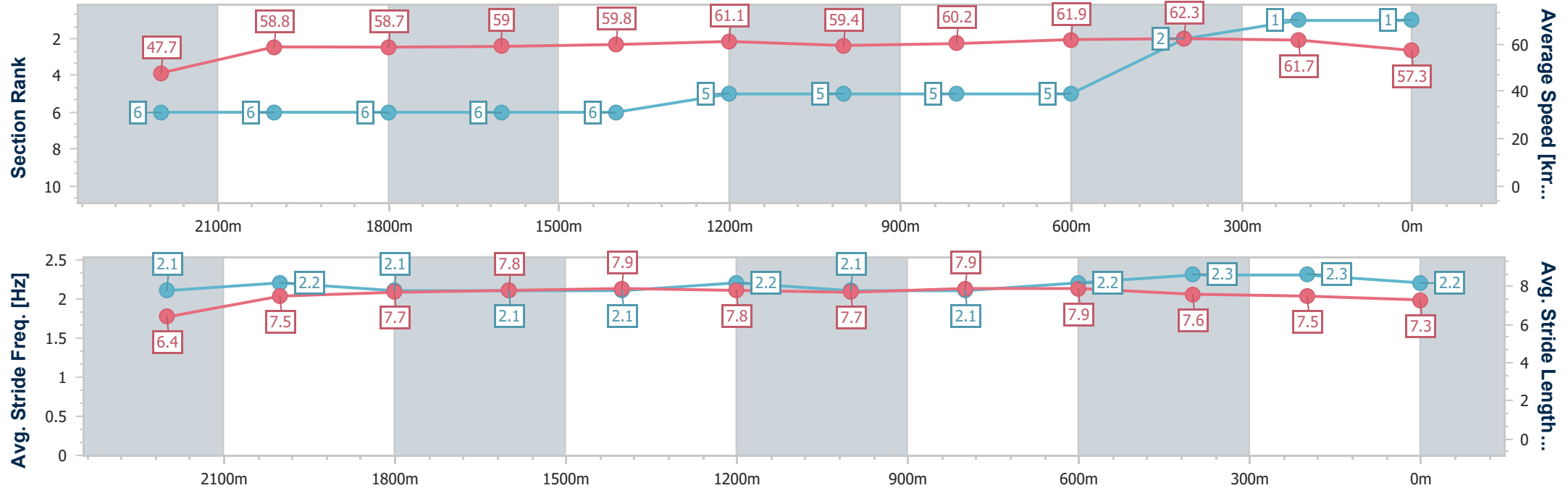
28 June 2025 - 14:08

Track Rating: Good 4, Weather: Overcast, Rail Position: +6m Entire



BRISBANE
RACING CLUB

Section	Overall	2200m	2000m	1800m	1600m	1400m	1200m	1000m	800m	600m	400m	200m
Section Times	2:27.67 [1] (0:15.11)	2:12.56 [6] (0:12.25)	2:00.31 [6] (0:12.25)	1:48.06 [6] (0:12.32)	1:35.74 [6] (0:12.15)	1:23.59 [6] (0:11.82)	1:11.77 [5] (0:12.13)	0:59.64 [5] (0:12.08)	0:47.56 [5] (0:11.68)	0:35.88 [5] (0:11.55)	0:24.33 [2] (0:11.69)	0:12.64 [1] (0:12.64)
Average Speed [km/h]	47.7	58.8	58.7	59.0	59.8	61.1	59.4	60.2	61.9	62.3	61.7	57.3
Top Speed [km/h]	58.2	59.2	59.2	61.0	62.0	63.1	60.7	61.6	62.9	63.2	62.9	60.0
Avg. Dist. to Rail [m]	3.6	0.3	0.6	1.9	3.0	2.1	1.9	1.9	1.6	0.6	0.4	0.3
Avg. Stride Freq. [Hz]	2.1	2.2	2.1	2.1	2.1	2.2	2.1	2.1	2.2	2.3	2.3	2.2
Avg. Stride Length [m]	6.4	7.5	7.7	7.8	7.9	7.8	7.7	7.9	7.9	7.6	7.5	7.3





Horse/Jockey Name	Bankers Choice
Final Rank	2
Fastest Section Time (Section)	0:11.75 (600m)
Top Speed [km/h] (Section)	62.3 (600m)
Race State	Finished



Eagle FarmProfessional
Race 5: TATTERSALL'S CUP - GROUP 3 - 2400m

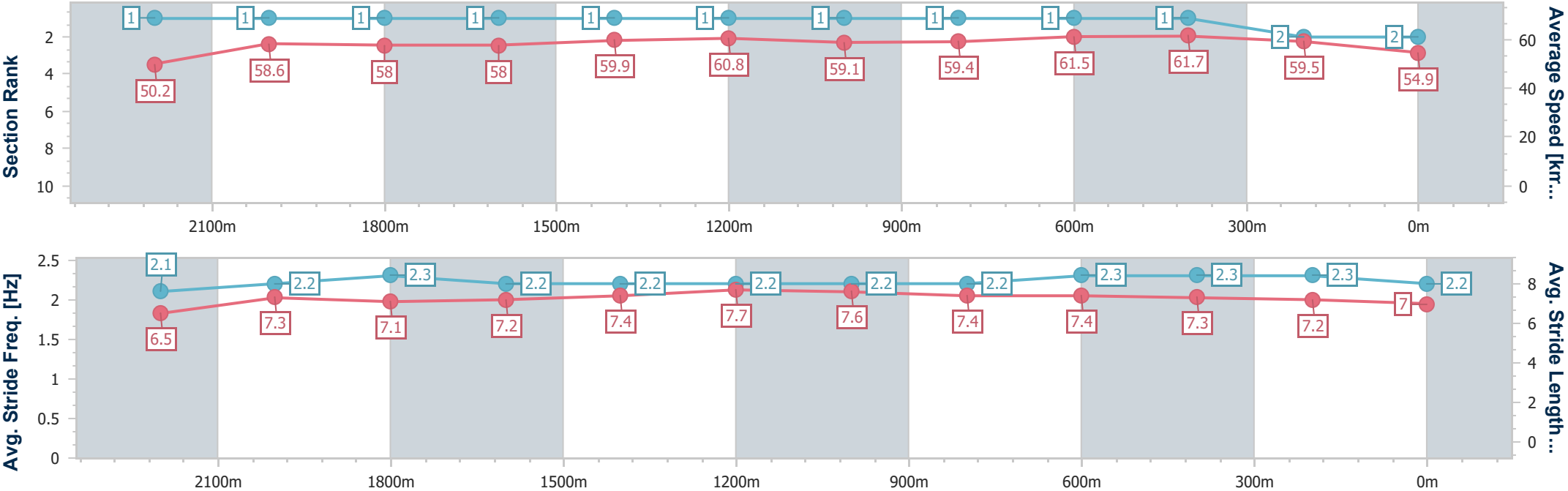
28 June 2025 - 14:08

Track Rating: Good 4, Weather: Overcast, Rail Position: +6m Entire



BRISBANE
RACING CLUB

Section	Overall	2200m	2000m	1800m	1600m	1400m	1200m	1000m	800m	600m	400m	200m
Section Times	2:28.43 [2] (0:14.37)	2:14.06 [1] (0:12.24)	2:01.82 [1] (0:12.26)	1:49.56 [1] (0:12.43)	1:37.13 [1] (0:12.05)	1:25.08 [1] (0:11.88)	1:13.20 [1] (0:12.18)	1:01.02 [1] (0:12.23)	0:48.79 [1] (0:11.80)	0:36.99 [1] (0:11.75)	0:25.24 [1] (0:12.10)	0:13.14 [2] (0:13.14)
Average Speed [km/h]	50.2	58.6	58.0	58.0	59.9	60.8	59.1	59.4	61.5	61.7	59.5	54.9
Top Speed [km/h]	60.2	60.2	58.8	58.3	62.2	62.1	59.6	62.0	61.8	62.3	61.5	57.5
Avg. Dist. to Rail [m]	0.9	1.6	2.3	0.7	1.6	1.7	2.0	2.0	1.7	1.0	1.8	2.6
Avg. Stride Freq. [Hz]	2.1	2.2	2.3	2.2	2.2	2.2	2.2	2.2	2.3	2.3	2.3	2.2
Avg. Stride Length [m]	6.5	7.3	7.1	7.2	7.4	7.7	7.6	7.4	7.4	7.3	7.2	7.0





Horse/Jockey Name	Dark Destroyer
Final Rank	3
Fastest Section Time (Section)	0:11.60 (800m)
Top Speed [km/h] (Section)	63.5 (800m)
Race State	Finished



Eagle FarmProfessional
Race 5: TATTERSALL'S CUP - GROUP 3 - 2400m

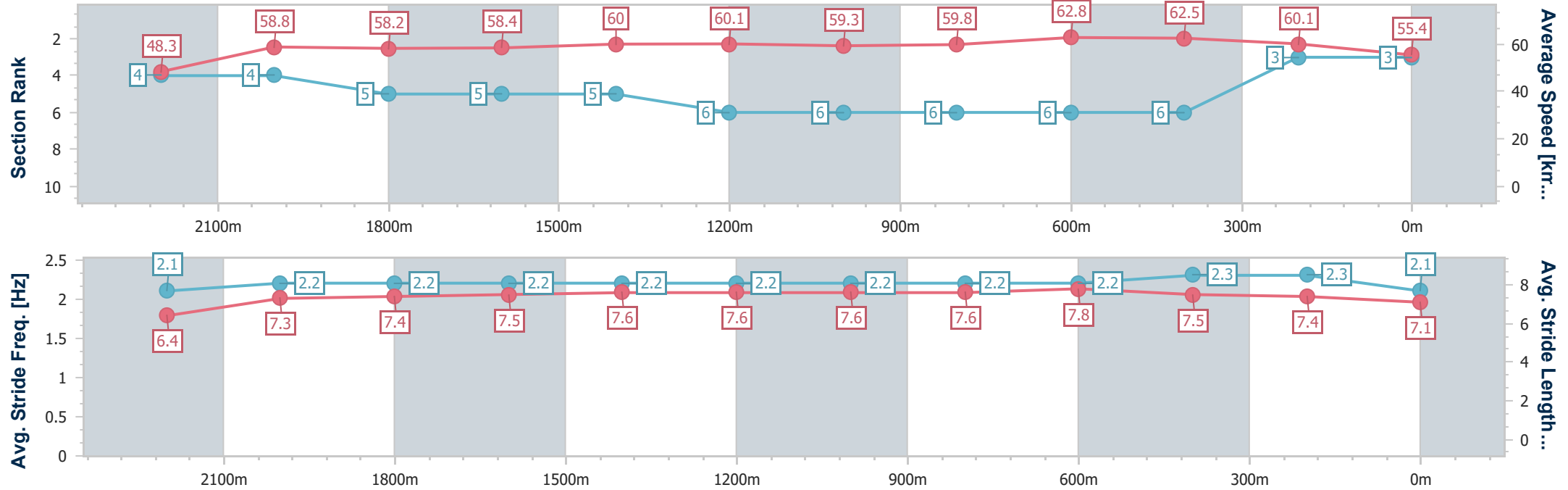
28 June 2025 - 14:08

Track Rating: Good 4, Weather: Overcast, Rail Position: +6m Entire



BRISBANE
RACING CLUB

Section	Overall	2200m	2000m	1800m	1600m	1400m	1200m	1000m	800m	600m	400m	200m
Section Times	2:28.71 [3] (0:14.91)	2:13.80 [4] (0:12.24)	2:01.56 [4] (0:12.35)	1:49.21 [5] (0:12.38)	1:36.83 [5] (0:12.08)	1:24.75 [5] (0:12.03)	1:12.72 [6] (0:12.19)	1:00.53 [6] (0:12.19)	0:48.34 [6] (0:11.60)	0:36.74 [6] (0:11.71)	0:25.03 [6] (0:11.94)	0:13.09 [3] (0:13.09)
Average Speed [km/h]	48.3	58.8	58.2	58.4	60.0	60.1	59.3	59.8	62.8	62.5	60.1	55.4
Top Speed [km/h]	59.4	59.5	58.8	59.7	61.2	61.0	60.3	61.1	63.5	63.2	62.6	57.3
Avg. Dist. to Rail [m]	1.4	1.1	0.8	1.1	2.3	2.5	2.7	3.0	2.6	3.4	5.1	4.9
Avg. Stride Freq. [Hz]	2.1	2.2	2.2	2.2	2.2	2.2	2.2	2.2	2.2	2.3	2.3	2.1
Avg. Stride Length [m]	6.4	7.3	7.4	7.5	7.6	7.6	7.6	7.6	7.8	7.5	7.4	7.1





Horse/Jockey Name	Hezashocka
Final Rank	4
Fastest Section Time (Section)	0:11.69 (800m)
Top Speed [km/h] (Section)	63.4 (800m)
Race State	Finished

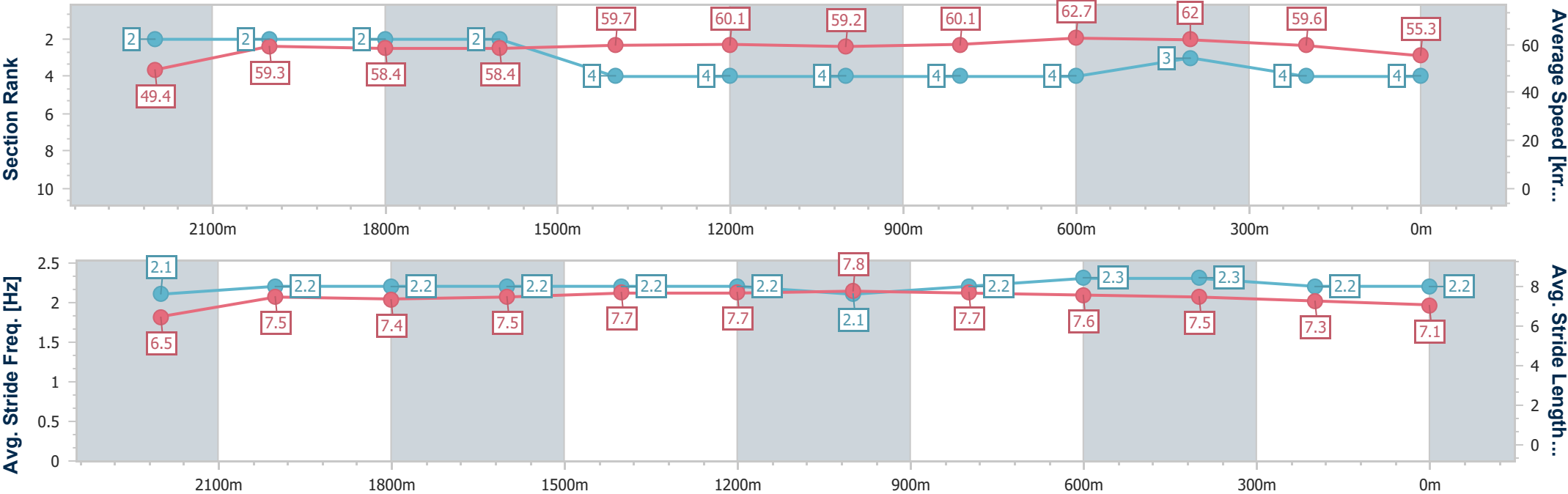


Eagle FarmProfessional
Race 5: TATTERSALL'S CUP - GROUP 3 - 2400m
28 June 2025 - 14:08
Track Rating: Good 4, Weather: Overcast, Rail Position: +6m Entire



BRISBANE
RACING CLUB

Section	Overall	2200m	2000m	1800m	1600m	1400m	1200m	1000m	800m	600m	400m	200m
Section Times	2:28.77 [4] (0:14.59)	2:14.18 [2] (0:12.17)	2:02.01 [2] (0:12.36)	1:49.65 [2] (0:12.45)	1:37.20 [2] (0:12.16)	1:25.04 [4] (0:12.01)	1:13.03 [4] (0:12.17)	1:00.86 [4] (0:12.15)	0:48.71 [4] (0:11.69)	0:37.02 [4] (0:11.82)	0:25.20 [3] (0:12.10)	0:13.10 [4] (0:13.10)
Average Speed [km/h]	49.4	59.3	58.4	58.4	59.7	60.1	59.2	60.1	62.7	62.0	59.6	55.3
Top Speed [km/h]	59.2	59.7	58.8	59.2	60.3	61.0	59.7	60.8	63.4	63.1	62.0	57.3
Avg. Dist. to Rail [m]	0.8	0.2	0.7	2.1	2.8	2.7	3.0	2.8	3.7	4.0	5.0	3.6
Avg. Stride Freq. [Hz]	2.1	2.2	2.2	2.2	2.2	2.2	2.1	2.2	2.3	2.3	2.2	2.2
Avg. Stride Length [m]	6.5	7.5	7.4	7.5	7.7	7.7	7.8	7.7	7.6	7.5	7.3	7.1





Horse/Jockey Name	Sir Lucan
Final Rank	5
Fastest Section Time (Section)	0:11.59 (800m)
Top Speed [km/h] (Section)	62.8 (800m)
Race State	Finished



Eagle FarmProfessional
Race 5: TATTERSALL'S CUP - GROUP 3 - 2400m

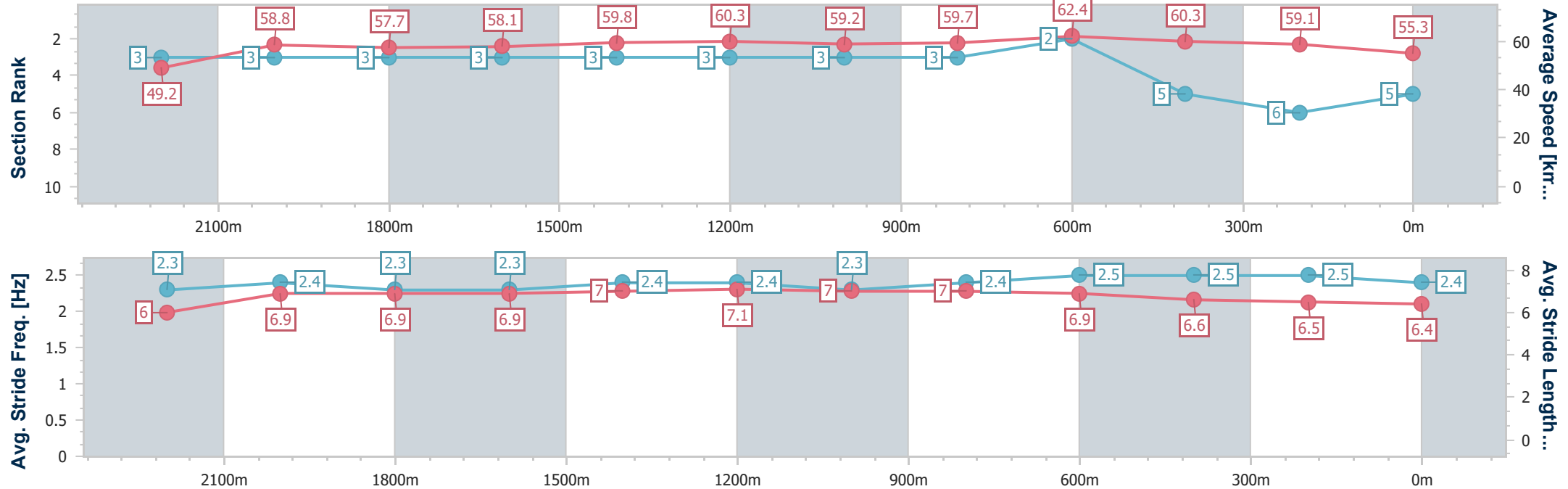
28 June 2025 - 14:08

Track Rating: Good 4, Weather: Overcast, Rail Position: +6m Entire



BRISBANE
RACING CLUB

Section	Overall	2200m	2000m	1800m	1600m	1400m	1200m	1000m	800m	600m	400m	200m
Section Times	2:28.89 [5] (0:14.67)	2:14.22 [3] (0:12.24)	2:01.98 [3] (0:12.30)	1:49.68 [3] (0:12.38)	1:37.30 [3] (0:12.09)	1:25.21 [3] (0:11.96)	1:13.25 [3] (0:12.17)	1:01.08 [3] (0:12.16)	0:48.92 [3] (0:11.59)	0:37.33 [2] (0:12.07)	0:25.26 [5] (0:12.16)	0:13.10 [6] (0:13.10)
Average Speed [km/h]	49.2	58.8	57.7	58.1	59.8	60.3	59.2	59.7	62.4	60.3	59.1	55.3
Top Speed [km/h]	59.0	59.5	58.4	58.3	60.7	61.1	60.0	61.4	62.8	61.9	60.6	57.4
Avg. Dist. to Rail [m]	0.6	1.2	2.2	0.8	1.2	1.6	2.0	1.9	1.1	1.4	3.4	2.5
Avg. Stride Freq. [Hz]	2.3	2.4	2.3	2.3	2.4	2.4	2.3	2.4	2.5	2.5	2.5	2.4
Avg. Stride Length [m]	6.0	6.9	6.9	6.9	7.0	7.1	7.0	7.0	6.9	6.6	6.5	6.4



[] Ranking at each section and finish
- - - - - No data available at this section
NA No data available



Horse/Jockey Name	Mr Waterville
Final Rank	6
Fastest Section Time (Section)	0:11.80 (1600m)
Top Speed [km/h] (Section)	63.4 (1600m)
Race State	Finished



Eagle FarmProfessional
Race 5: TATTERSALL'S CUP - GROUP 3 - 2400m

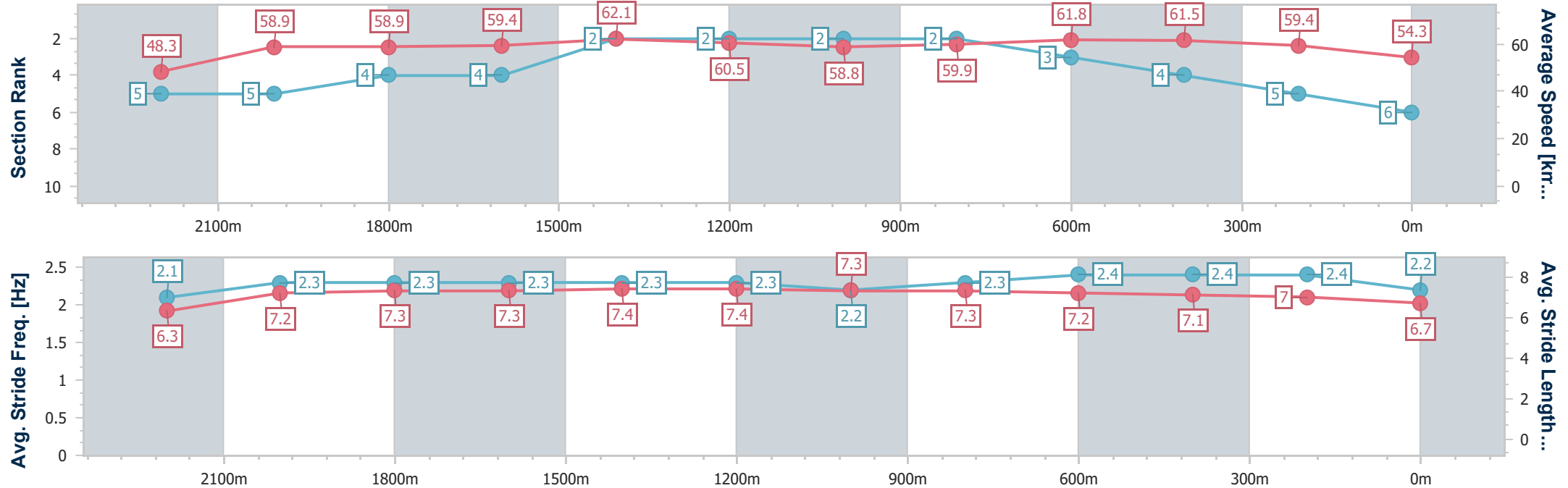
28 June 2025 - 14:08

Track Rating: Good 4, Weather: Overcast, Rail Position: +6m Entire



BRISBANE
RACING CLUB

Section	Overall	2200m	2000m	1800m	1600m	1400m	1200m	1000m	800m	600m	400m	200m
Section Times	2:29.09 [6] (0:14.94)	2:14.15 [5] (0:12.21)	2:01.94 [5] (0:12.21)	1:49.73 [4] (0:12.31)	1:37.42 [4] (0:11.80)	1:25.62 [2] (0:11.92)	1:13.70 [2] (0:12.27)	1:01.43 [2] (0:12.20)	0:49.23 [2] (0:11.85)	0:37.38 [3] (0:11.92)	0:25.46 [4] (0:12.13)	0:13.33 [5] (0:13.33)
Average Speed [km/h]	48.3	58.9	58.9	59.4	62.1	60.5	58.8	59.9	61.8	61.5	59.4	54.3
Top Speed [km/h]	58.9	59.5	59.6	61.6	63.4	61.9	59.9	61.1	62.9	62.8	61.9	57.5
Avg. Dist. to Rail [m]	2.0	0.3	0.5	2.8	5.1	3.7	3.0	3.0	3.6	3.8	4.1	3.4
Avg. Stride Freq. [Hz]	2.1	2.3	2.3	2.3	2.3	2.3	2.2	2.3	2.4	2.4	2.4	2.2
Avg. Stride Length [m]	6.3	7.2	7.3	7.3	7.4	7.4	7.3	7.3	7.2	7.1	7.0	6.7



[] Ranking at each section and finish
-.-.- No data available at this section
NA No data available



Eagle Farm Professional

Race 6: TATTERSALL'S GOLD CROWN - LISTED - 2100m

28 June 2025 - 14:48



BRISBANE
RACING CLUB

Track Rating: Good 4, Weather: Overcast, Rail Position: +6m Entire

Section						Overall	2000m	1800m	1600m	1400m	1200m	1000m	Last 600m		
Field Times						2:08.23 (0:08.83)	1:59.40 (0:11.58)	1:47.82 (0:11.72)	1:36.10 (0:11.93)	1:24.17 (0:12.19)	1:11.98 (0:12.36)	0:59.62 (0:12.35)	0:35.33		
Rank	TAB	Horse/Jockey	Barrier	Top Speed [km/h]	Fastest Section										Distance Travelled [m]
1	6	MISS JOELENE	1	65.8	0:09.26	2:08.23 [1]	1:58.97 [7]	1:47.15 [6]	1:35.29 [6]	1:23.12 [6]	1:11.01 [6]	0:58.83 [6]	0:34.68		
		Angela Jones		400m	Overall	(0:09.26)	(0:11.82)	(0:11.86)	(0:12.17)	(0:12.11)	(0:12.18)	(0:12.29)			
2	8	QUIETNESS	3	64.7	0:08.93	2:08.40 [2]	1:59.47 [2]	1:47.66 [4]	1:35.76 [4]	1:23.63 [4]	1:11.50 [4]	0:59.19 [4]	0:35.04 -1		
		Tommy Berry		600m	Overall	(0:08.93)	(0:11.81)	(0:11.90)	(0:12.13)	(0:12.13)	(0:12.31)	(0:12.25)			
3	9	KIND WORDS	10	64.2	0:08.96	2:08.53 [3]	1:59.57 [4]	1:47.95 [3]	1:35.93 [3]	1:23.80 [3]	1:11.66 [3]	0:59.40 [3]	0:35.22 +8		
		Kerrin McEvoy		2000m	Overall	(0:08.96)	(0:11.62)	(0:12.02)	(0:12.13)	(0:12.14)	(0:12.26)	(0:12.28)			
4	5	KITTY ROSE	4	63.5	0:08.83	2:08.61 [4]	1:59.78 [1]	1:48.20 [1]	1:36.48 [1]	1:24.55 [1]	1:12.36 [1]	1:00.00 [1]	0:35.71 +2		
		Chad Schofield		2000m	Overall	(0:08.83)	(0:11.58)	(0:11.72)	(0:11.93)	(0:12.19)	(0:12.36)	(0:12.35)			
5	11	LA COMETA	5	65.6	0:09.46	2:08.81 [5]	1:59.35 [9]	1:47.34 [9]	1:35.35 [9]	1:23.16 [8]	1:11.07 [8]	0:58.93 [8]	0:35.02 +1		
		Mark Du Plessis		400m	Overall	(0:09.46)	(0:12.01)	(0:11.99)	(0:12.19)	(0:12.09)	(0:12.14)	(0:12.08)			
6	4	THALASSOPHILE	6	64.8	0:09.55	2:08.90 [6]	1:59.35 [10]	1:47.54 [8]	1:35.54 [8]	1:23.21 [9]	1:11.04 [9]	0:58.85 [9]	0:34.97 +6		
		Ryan Maloney		400m	Overall	(0:09.55)	(0:11.81)	(0:12.00)	(0:12.33)	(0:12.17)	(0:12.19)	(0:12.11)			
7	7	LITTLE MIX	9	64.3	0:09.61	2:09.23 [7]	1:59.62 [11]	1:47.38 [11]	1:35.48 [11]	1:23.35 [10]	1:11.20 [10]	0:59.02 [10]	0:35.19 +1		
		Jason Collett		400m	Overall	(0:09.61)	(0:12.24)	(0:11.90)	(0:12.13)	(0:12.15)	(0:12.18)	(0:12.11)			
8	10	ARTFUL GIRL	8	63.9	0:09.40	2:09.48 [8]	2:00.08 [8]	1:47.77 [10]	1:35.75 [10]	1:23.45 [11]	1:11.30 [11]	0:59.08 [11]	0:35.28 +6		
		Jag Guthmann-Chester		600m	Overall	(0:09.40)	(0:12.31)	(0:12.02)	(0:12.30)	(0:12.15)	(0:12.22)	(0:12.15)			
9	3	MARE OF MT BULLER	2	65.0	0:09.25	2:09.57 [9]	2:00.32 [6]	1:48.41 [7]	1:36.42 [7]	1:24.16 [7]	1:11.98 [7]	0:59.82 [7]	0:35.85 +5		
		James McDonald		400m	Overall	(0:09.25)	(0:11.91)	(0:11.99)	(0:12.26)	(0:12.18)	(0:12.16)	(0:12.18)			
10	1	PULCHRITUDINOUS	7	63.9	0:09.01	2:09.75 [10]	2:00.74 [5]	1:48.94 [5]	1:36.99 [5]	1:24.80 [5]	1:12.65 [5]	1:00.48 [5]	0:36.25 +9		
		Tim Clark		400m	Overall	(0:09.01)	(0:11.80)	(0:11.95)	(0:12.19)	(0:12.15)	(0:12.17)	(0:12.30)			



Eagle Farm Professional

Race 6: TATTERSALL'S GOLD CROWN - LISTED - 2100m

28 June 2025 - 14:48



BRISBANE
RACING CLUB

Track Rating: Good 4, Weather: Overcast, Rail Position: +6m Entire

Section		Overall		2000m	1800m	1600m	1400m	1200m	1000m	Last 600m			
Field Times		2:08.23		1:59.40	1:47.82	1:36.10	1:24.17	1:11.98	0:59.62	0:35.33			
		(0:08.83)		(0:11.58)	(0:11.72)	(0:11.93)	(0:12.19)	(0:12.36)	(0:12.35)				
Rank	TAB Horse/Jockey	Barrier	Top Speed [km/h]	Fastest Section									Distance Travelled [m]
11	2 OSMOSE	11	65.6	0:08.95	2:12.70 [11]	2:03.75 [3]	1:52.13 [2]	1:40.40 [2]	1:28.38 [2]	1:16.18 [2]	1:03.95 [2]	0:39.62	+10
	Regan Bayliss		2000m	Overall	(0:08.95)	(0:11.62)	(0:11.73)	(0:12.02)	(0:12.20)	(0:12.23)	(0:12.33)		



Eagle Farm Professional

Race 6: TATTERSALL'S GOLD CROWN - LISTED - 2100m

28 June 2025 - 14:48



BRISBANE
RACING CLUB

Track Rating: Good 4, Weather: Overcast, Rail Position: +6m Entire

Section		Field Times				800m	600m	400m	200m	Last 600m		
						0:47.27 (0:11.94)	0:35.33 (0:11.57)	0:23.76 (0:11.64)	0:12.12 (0:12.12)	0:35.33		
Rank	TAB	Horse/Jockey	Barrier	Top Speed [km/h]	Fastest Section					Margin	Distance Travelled [m]	
1	6	MISS JOELENE	1	65.8	0:09.26	0:46.54 [6]	0:34.68 [6]	0:23.21 [4]	0:11.97 [3]	2:08.23	0:34.68	
		Angela Jones		400m	Overall	(0:11.86)	(0:11.47)	(0:11.24)	(0:11.97)			
2	8	QUIETNESS	3	64.7	0:08.93	0:46.94 [4]	0:35.04 [4]	0:23.64 [2]	0:12.19 [2]	1.01L	0:35.04	
		Tommy Berry		600m	Overall	(0:11.90)	(0:11.40)	(0:11.45)	(0:12.19)	-1		
3	9	KIND WORDS	10	64.2	0:08.96	0:47.12 [3]	0:35.22 [3]	0:23.66 [3]	0:12.21 [4]	1.77L	0:35.22	
		Kerrin McEvoy		2000m	Overall	(0:11.90)	(0:11.56)	(0:11.45)	(0:12.21)	+8		
4	5	KITTY ROSE	4	63.5	0:08.83	0:47.65 [1]	0:35.71 [1]	0:24.14 [1]	0:12.50 [1]	2.29L	0:35.71	
		Chad Schofield		2000m	Overall	(0:11.94)	(0:11.57)	(0:11.64)	(0:12.50)	+2		
5	11	LA COMETA	5	65.6	0:09.46	0:46.85 [8]	0:35.02 [8]	0:23.57 [8]	0:12.29 [5]	3.42L	0:35.02	
		Mark Du Plessis		400m	Overall	(0:11.83)	(0:11.45)	(0:11.28)	(0:12.29)	+1		
6	4	THALASSOPHILE	6	64.8	0:09.55	0:46.74 [9]	0:34.97 [9]	0:23.52 [9]	0:12.17 [6]	4L	0:34.97	
		Ryan Maloney		400m	Overall	(0:11.77)	(0:11.45)	(0:11.35)	(0:12.17)	+6		
7	7	LITTLE MIX	9	64.3	0:09.61	0:46.91 [10]	0:35.19 [10]	0:23.69 [10]	0:12.22 [9]	5.93L	0:35.19	
		Jason Collett		400m	Overall	(0:11.72)	(0:11.50)	(0:11.47)	(0:12.22)	+1		
8	10	ARTFUL GIRL	8	63.9	0:09.40	0:46.93 [11]	0:35.28 [11]	0:23.73 [11]	0:12.14 [10]	7.36L	0:35.28	
		Jag Guthmann-Chester		600m	Overall	(0:11.65)	(0:11.55)	(0:11.59)	(0:12.14)	+6		
9	3	MARE OF MT BULLER	2	65.0	0:09.25	0:47.64 [7]	0:35.85 [7]	0:24.35 [7]	0:12.82 [7]	7.89L	0:35.85	
		James McDonald		400m	Overall	(0:11.79)	(0:11.50)	(0:11.53)	(0:12.82)	+5		
10	1	PULCHRITUDINOUS	7	63.9	0:09.01	0:48.18 [5]	0:36.25 [5]	0:24.62 [6]	0:12.91 [8]	8.97L	0:36.25	
		Tim Clark		400m	Overall	(0:11.93)	(0:11.63)	(0:11.71)	(0:12.91)	+9		



Eagle Farm Professional

Race 6: TATTERSALL'S GOLD CROWN - LISTED - 2100m

28 June 2025 - 14:48



BRISBANE
RACING CLUB

Track Rating: Good 4, Weather: Overcast, Rail Position: +6m Entire

Section				800m		600m		400m		200m		Last 600m	
Field Times				0:47.27 (0:11.94)		0:35.33 (0:11.57)		0:23.76 (0:11.64)		0:12.12 (0:12.12)		0:35.33	
Rank	TAB	Horse/Jockey	Barrier	Top Speed [km/h]	Fastest Section					Margin			
11	2	OSMOSE	11	65.6	0:08.95	0:51.62 [2]	0:39.62 [2]	0:27.66 [5]	0:15.20 [11]	26.31L		0:39.62	+10
		Regan Bayliss		2000m	Overall	(0:12.00)	(0:11.96)	(0:12.46)	(0:15.20)				



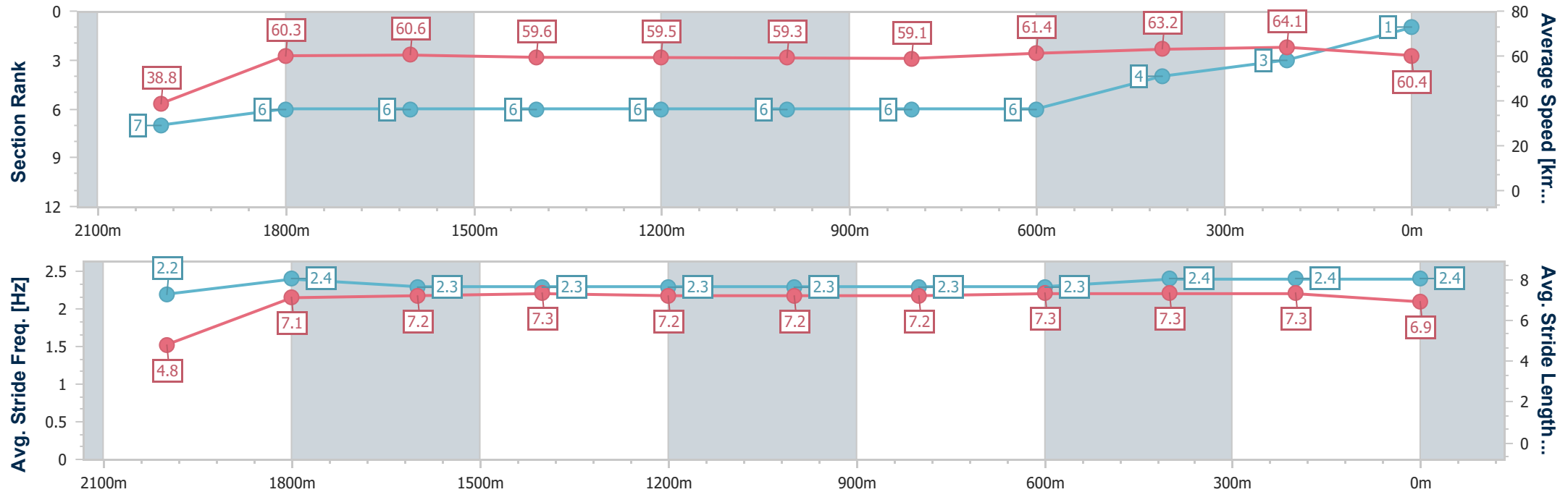
Horse/Jockey Name	Miss Joelene
Final Rank	1
Fastest Section Time (Section)	0:09.26 (Overall)
Top Speed [km/h] (Section)	65.8 (400m)
Race State	Finished



Eagle FarmProfessional
Race 6: TATTERSALL'S GOLD CROWN - LISTED - 2100m
28 June 2025 - 14:48
Track Rating: Good 4, Weather: Overcast, Rail Position: +6m Entire



Section	Overall	2000m	1800m	1600m	1400m	1200m	1000m	800m	600m	400m	200m		
Section Times	2:08.23 [1] (0:09.26)	1:58.97 [7] (0:11.82)	1:47.15 [6] (0:11.86)	1:35.29 [6] (0:12.17)	1:23.12 [6] (0:12.11)	1:11.01 [6] (0:12.18)	0:58.83 [6] (0:12.29)	0:46.54 [6] (0:11.86)	0:34.68 [6] (0:11.47)	0:23.21 [4] (0:11.24)	0:11.97 [3] (0:11.97)		
Average Speed [km/h]	38.8	60.3	60.6	59.6	59.5	59.3	59.1	61.4	63.2	64.1	60.4		
Top Speed [km/h]	56.1	62.1	62.0	60.1	60.1	59.8	60.8	62.4	65.5	65.8	61.9		
Avg. Dist. to Rail [m]	1.9	1.7	0.5	1.5	1.6	1.8	2.4	2.0	1.7	1.2	0.8		
Avg. Stride Freq. [Hz]	2.2	2.4	2.3	2.3	2.3	2.3	2.3	2.3	2.4	2.4	2.4		
Avg. Stride Length [m]	4.8	7.1	7.2	7.3	7.2	7.2	7.2	7.3	7.3	7.3	6.9		



[] Ranking at each section and finish
-.-.- No data available at this section
NA No data available



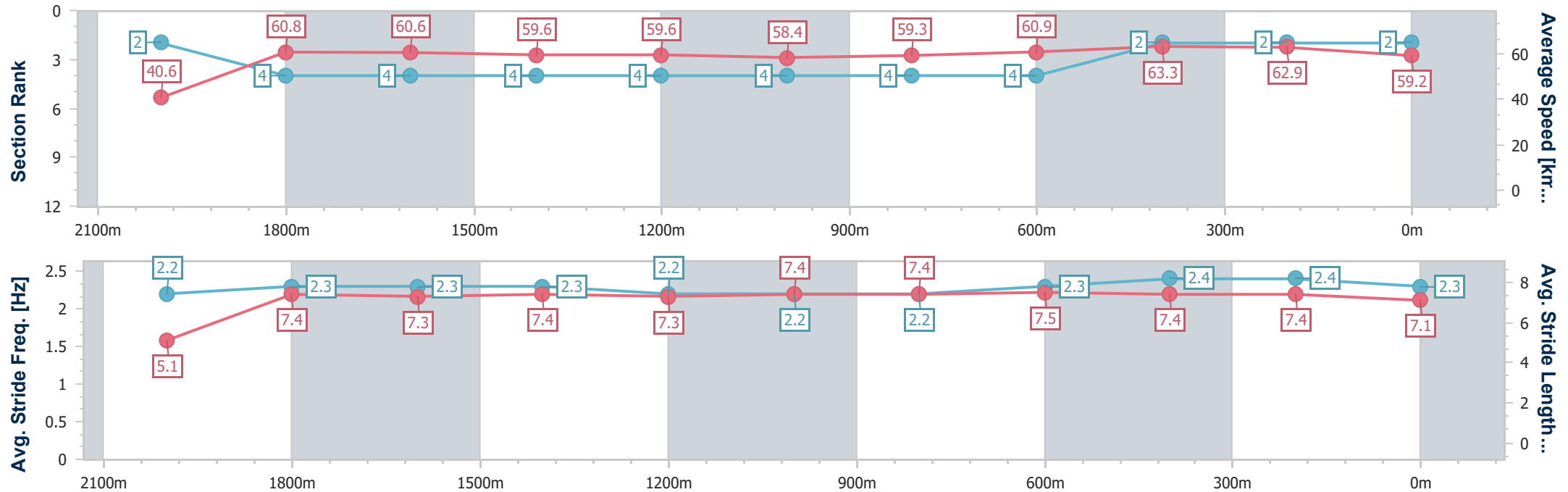
Horse/Jockey Name	Quietness
Final Rank	2
Fastest Section Time (Section)	0:08.93 (Overall)
Top Speed [km/h] (Section)	64.7 (600m)
Race State	Finished



Eagle FarmProfessional
Race 6: TATTERSALL'S GOLD CROWN - LISTED - 2100m
28 June 2025 - 14:48
Track Rating: Good 4, Weather: Overcast, Rail Position: +6m Entire



Section	Overall	2000m	1800m	1600m	1400m	1200m	1000m	800m	600m	400m	200m		
Section Times	2:08.40 [2] (0:08.93)	1:59.47 [2] (0:11.81)	1:47.66 [4] (0:11.90)	1:35.76 [4] (0:12.13)	1:23.63 [4] (0:12.13)	1:11.50 [4] (0:12.31)	0:59.19 [4] (0:12.25)	0:46.94 [4] (0:11.90)	0:35.04 [4] (0:11.40)	0:23.64 [2] (0:11.45)	0:12.19 [2] (0:12.19)		
Average Speed [km/h]	40.6	60.8	60.6	59.6	59.6	58.4	59.3	60.9	63.3	62.9	59.2		
Top Speed [km/h]	57.2	62.2	61.9	60.2	60.2	59.4	60.5	61.5	64.7	64.3	61.2		
Avg. Dist. to Rail [m]	2.5	0.6	0.9	1.7	1.5	1.5	1.5	1.0	0.3	3.8	5.3		
Avg. Stride Freq. [Hz]	2.2	2.3	2.3	2.3	2.2	2.2	2.2	2.3	2.4	2.4	2.3		
Avg. Stride Length [m]	5.1	7.4	7.3	7.4	7.3	7.4	7.4	7.5	7.4	7.4	7.1		





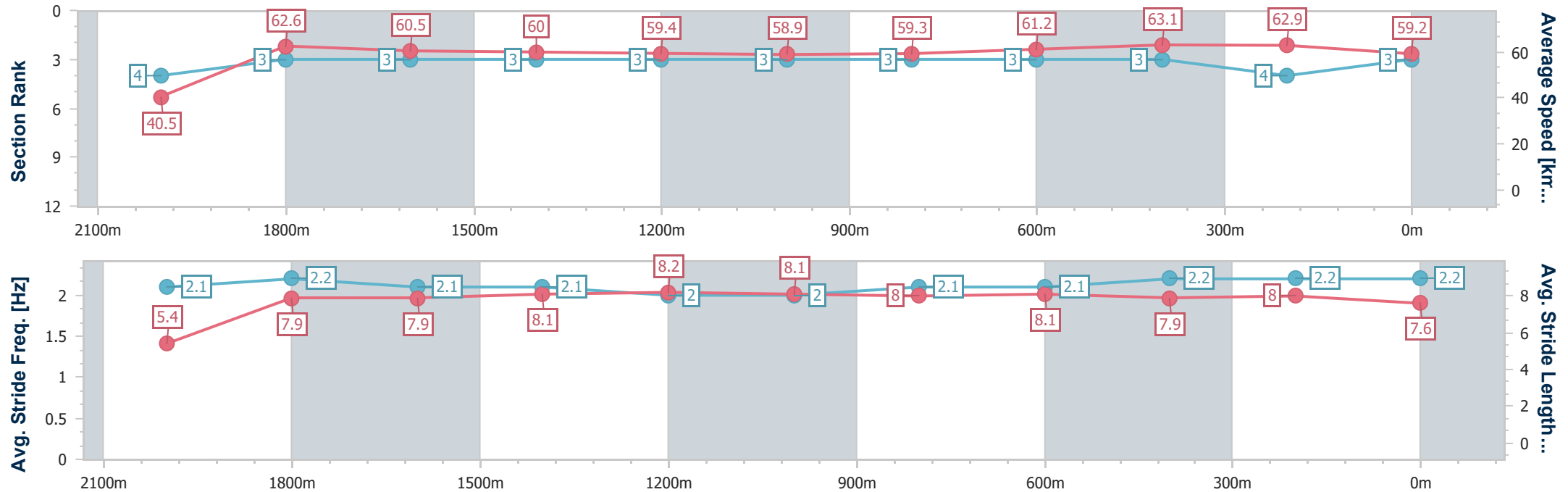
Horse/Jockey Name	Kind Words
Final Rank	3
Fastest Section Time (Section)	0:08.96 (Overall)
Top Speed [km/h] (Section)	64.2 (2000m)
Race State	Finished



Eagle FarmProfessional
Race 6: TATTERSALL'S GOLD CROWN - LISTED - 2100m
28 June 2025 - 14:48
Track Rating: Good 4, Weather: Overcast, Rail Position: +6m Entire



Section	Overall	2000m	1800m	1600m	1400m	1200m	1000m	800m	600m	400m	200m		
Section Times	2:08.53 [3] (0:08.96)	1:59.57 [4] (0:11.62)	1:47.95 [3] (0:12.02)	1:35.93 [3] (0:12.13)	1:23.80 [3] (0:12.14)	1:11.66 [3] (0:12.26)	0:59.40 [3] (0:12.28)	0:47.12 [3] (0:11.90)	0:35.22 [3] (0:11.56)	0:23.66 [3] (0:11.45)	0:12.21 [4] (0:12.21)		
Average Speed [km/h]	40.5	62.6	60.5	60.0	59.4	58.9	59.3	61.2	63.1	62.9	59.2		
Top Speed [km/h]	60.7	64.2	62.1	60.6	60.9	59.8	60.8	62.2	63.8	63.9	61.6		
Avg. Dist. to Rail [m]	6.8	2.2	2.0	2.6	2.6	2.8	3.0	2.4	2.6	5.7	7.0		
Avg. Stride Freq. [Hz]	2.1	2.2	2.1	2.1	2.0	2.0	2.1	2.1	2.2	2.2	2.2		
Avg. Stride Length [m]	5.4	7.9	7.9	8.1	8.2	8.1	8.0	8.1	7.9	8.0	7.6		





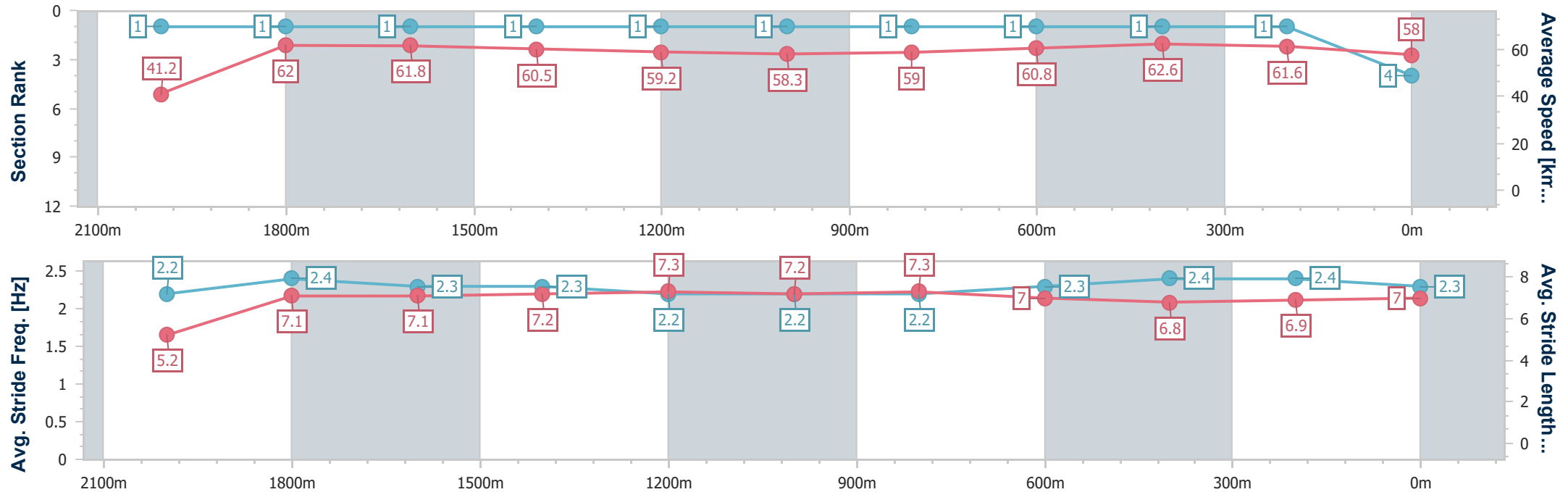
Horse/Jockey Name	Kitty Rose
Final Rank	4
Fastest Section Time (Section)	0:08.83 (Overall)
Top Speed [km/h] (Section)	63.5 (2000m)
Race State	Finished



Eagle Farm Professional
Race 6: TATTERSALL'S GOLD CROWN - LISTED - 2100m
28 June 2025 - 14:48
Track Rating: Good 4, Weather: Overcast, Rail Position: +6m Entire



Section	Overall	2000m	1800m	1600m	1400m	1200m	1000m	800m	600m	400m	200m		
Section Times	2:08.61 [4] (0:08.83)	1:59.78 [1] (0:11.58)	1:48.20 [1] (0:11.72)	1:36.48 [1] (0:11.93)	1:24.55 [1] (0:12.19)	1:12.36 [1] (0:12.36)	1:00.00 [1] (0:12.35)	0:47.65 [1] (0:11.94)	0:35.71 [1] (0:11.57)	0:24.14 [1] (0:11.64)	0:12.50 [1] (0:12.50)		
Average Speed [km/h]	41.2	62.0	61.8	60.5	59.2	58.3	59.0	60.8	62.6	61.6	58.0		
Top Speed [km/h]	59.4	63.5	63.5	61.2	60.9	58.7	60.7	62.2	62.7	62.6	60.0		
Avg. Dist. to Rail [m]	3.6	0.4	0.4	1.3	1.6	2.0	2.7	1.9	0.7	3.3	3.9		
Avg. Stride Freq. [Hz]	2.2	2.4	2.3	2.3	2.2	2.2	2.2	2.3	2.4	2.4	2.3		
Avg. Stride Length [m]	5.2	7.1	7.1	7.2	7.3	7.2	7.3	7.0	6.8	6.9	7.0		



[] Ranking at each section and finish
- - - - No data available at this section
NA No data available



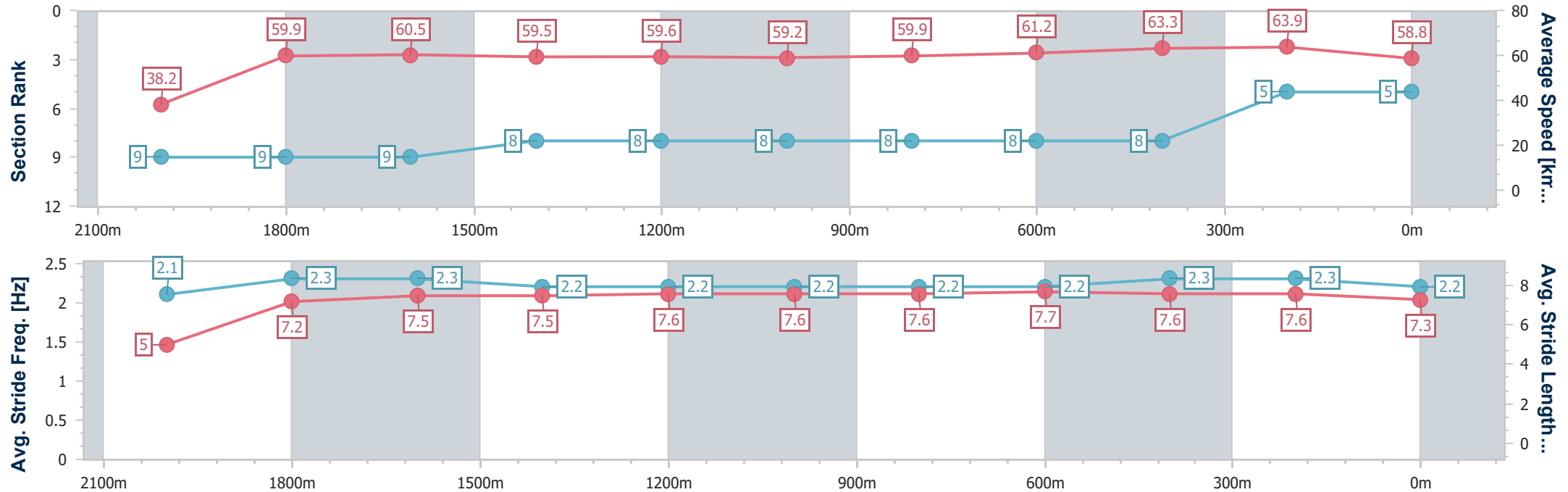
Horse/Jockey Name	La Cometa
Final Rank	5
Fastest Section Time (Section)	0:09.46 (Overall)
Top Speed [km/h] (Section)	65.6 (400m)
Race State	Finished



Eagle FarmProfessional
Race 6: TATTERSALL'S GOLD CROWN - LISTED - 2100m
28 June 2025 - 14:48
Track Rating: Good 4, Weather: Overcast, Rail Position: +6m Entire



Section	Overall	2000m	1800m	1600m	1400m	1200m	1000m	800m	600m	400m	200m		
Section Times	2:08.81 [5] (0:09.46)	1:59.35 [9] (0:12.01)	1:47.34 [9] (0:11.99)	1:35.35 [9] (0:12.19)	1:23.16 [8] (0:12.09)	1:11.07 [8] (0:12.14)	0:58.93 [8] (0:12.08)	0:46.85 [8] (0:11.83)	0:35.02 [8] (0:11.45)	0:23.57 [8] (0:11.28)	0:12.29 [5] (0:12.29)		
Average Speed [km/h]	38.2	59.9	60.5	59.5	59.6	59.2	59.9	61.2	63.3	63.9	58.8		
Top Speed [km/h]	55.9	62.1	62.1	60.0	60.0	59.8	60.5	62.4	65.6	65.6	61.3		
Avg. Dist. to Rail [m]	2.9	1.0	2.2	1.2	0.6	0.7	0.6	1.6	1.6	3.4	3.5		
Avg. Stride Freq. [Hz]	2.1	2.3	2.3	2.2	2.2	2.2	2.2	2.2	2.3	2.3	2.2		
Avg. Stride Length [m]	5.0	7.2	7.5	7.5	7.6	7.6	7.6	7.7	7.6	7.6	7.3		



[] Ranking at each section and finish
-.-.- No data available at this section
NA No data available



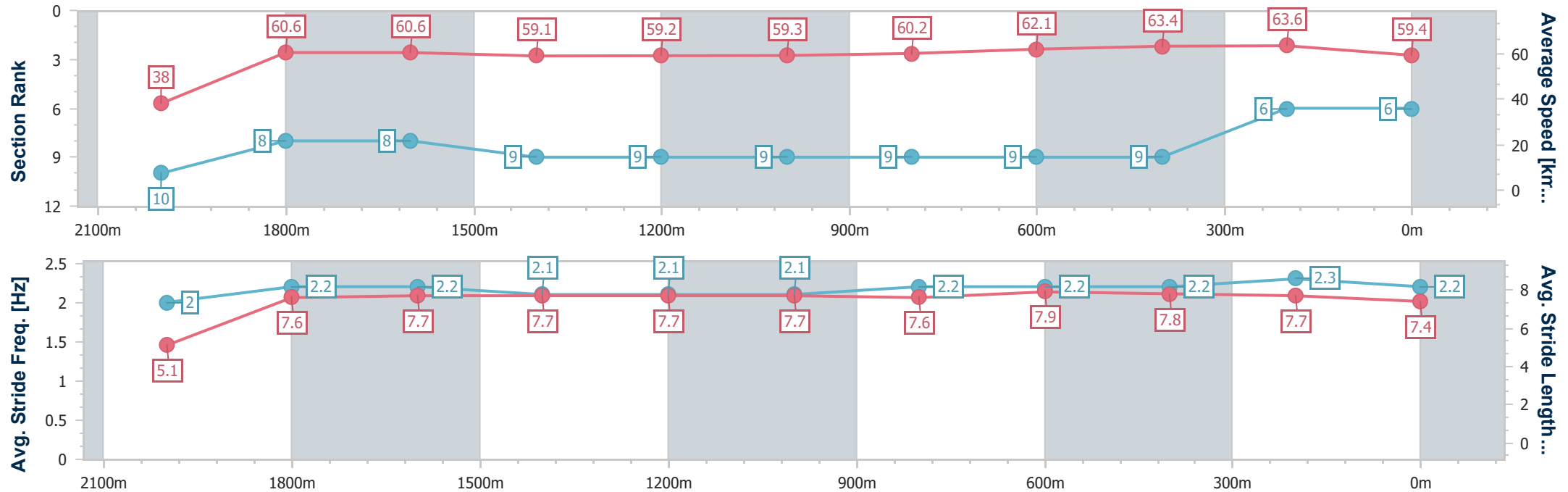
Horse/Jockey Name	Thalassophile
Final Rank	6
Fastest Section Time (Section)	0:09.55 (Overall)
Top Speed [km/h] (Section)	64.8 (400m)
Race State	Finished



Eagle FarmProfessional
Race 6: TATTERSALL'S GOLD CROWN - LISTED - 2100m
28 June 2025 - 14:48
Track Rating: Good 4, Weather: Overcast, Rail Position: +6m Entire



Section	Overall	2000m	1800m	1600m	1400m	1200m	1000m	800m	600m	400m	200m		
Section Times	2:08.90 [6] (0:09.55)	1:59.35 [10] (0:11.81)	1:47.54 [8] (0:12.00)	1:35.54 [8] (0:12.33)	1:23.21 [9] (0:12.17)	1:11.04 [9] (0:12.19)	0:58.85 [9] (0:12.11)	0:46.74 [9] (0:11.77)	0:34.97 [9] (0:11.45)	0:23.52 [9] (0:11.35)	0:12.17 [6] (0:12.17)		
Average Speed [km/h]	38.0	60.6	60.6	59.1	59.2	59.3	60.2	62.1	63.4	63.6	59.4		
Top Speed [km/h]	56.9	62.6	61.6	60.0	60.0	59.9	61.5	63.0	64.6	64.8	61.8		
Avg. Dist. to Rail [m]	3.2	1.0	1.9	3.3	2.8	2.6	2.8	2.9	1.9	7.9	6.4		
Avg. Stride Freq. [Hz]	2.0	2.2	2.2	2.1	2.1	2.1	2.2	2.2	2.2	2.3	2.2		
Avg. Stride Length [m]	5.1	7.6	7.7	7.7	7.7	7.7	7.6	7.9	7.8	7.7	7.4		





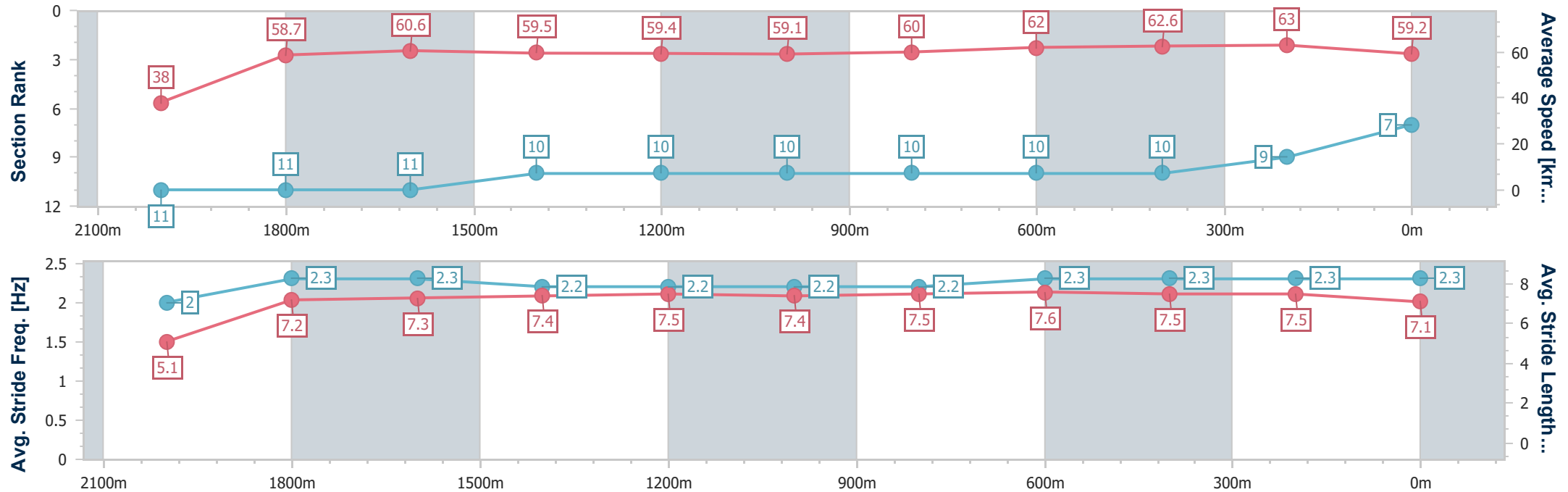
Horse/Jockey Name	Little Mix
Final Rank	7
Fastest Section Time (Section)	0:09.61 (Overall)
Top Speed [km/h] (Section)	64.3 (400m)
Race State	Finished



Eagle FarmProfessional
Race 6: TATTERSALL'S GOLD CROWN - LISTED - 2100m
28 June 2025 - 14:48
Track Rating: Good 4, Weather: Overcast, Rail Position: +6m Entire



Section	Overall	2000m	1800m	1600m	1400m	1200m	1000m	800m	600m	400m	200m		
Section Times	2:09.23 [7] (0:09.61)	1:59.62 [11] (0:12.24)	1:47.38 [11] (0:11.90)	1:35.48 [11] (0:12.13)	1:23.35 [10] (0:12.15)	1:11.20 [10] (0:12.18)	0:59.02 [10] (0:12.11)	0:46.91 [10] (0:11.72)	0:35.19 [10] (0:11.50)	0:23.69 [10] (0:11.47)	0:12.22 [9] (0:12.22)		
Average Speed [km/h]	38.0	58.7	60.6	59.5	59.4	59.1	60.0	62.0	62.6	63.0	59.2		
Top Speed [km/h]	54.3	61.4	61.5	60.9	59.9	59.7	61.1	62.9	64.2	64.3	61.6		
Avg. Dist. to Rail [m]	6.2	0.9	0.7	1.5	1.5	1.9	2.0	1.3	0.6	5.0	4.3		
Avg. Stride Freq. [Hz]	2.0	2.3	2.3	2.2	2.2	2.2	2.2	2.3	2.3	2.3	2.3		
Avg. Stride Length [m]	5.1	7.2	7.3	7.4	7.5	7.4	7.5	7.6	7.5	7.5	7.1		





Horse/Jockey Name	Artful Girl
Final Rank	8
Fastest Section Time (Section)	0:09.40 (Overall)
Top Speed [km/h] (Section)	63.9 (600m)
Race State	Finished

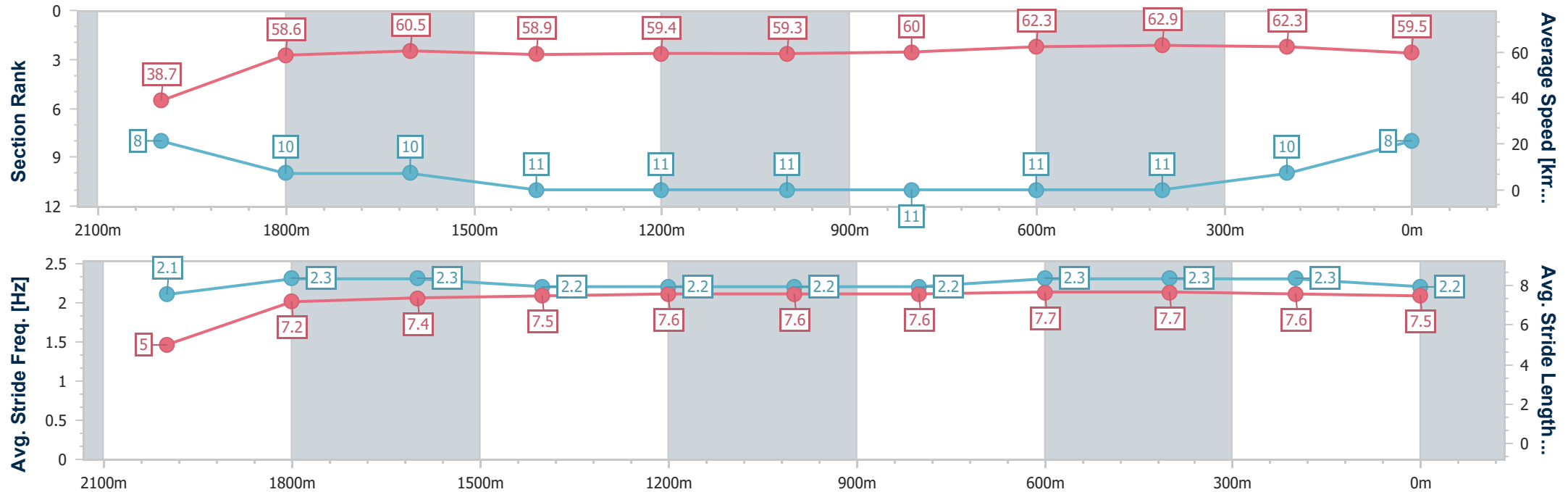


Eagle FarmProfessional
Race 6: TATTERSALL'S GOLD CROWN - LISTED - 2100m
28 June 2025 - 14:48
Track Rating: Good 4, Weather: Overcast, Rail Position: +6m Entire



BRISBANE
RACING CLUB

Section	Overall	2000m	1800m	1600m	1400m	1200m	1000m	800m	600m	400m	200m		
Section Times	2:09.48 [8] (0:09.40)	2:00.08 [8] (0:12.31)	1:47.77 [10] (0:12.02)	1:35.75 [10] (0:12.30)	1:23.45 [11] (0:12.15)	1:11.30 [11] (0:12.22)	0:59.08 [11] (0:12.15)	0:46.93 [11] (0:11.65)	0:35.28 [11] (0:11.55)	0:23.73 [11] (0:11.59)	0:12.14 [10] (0:12.14)		
Average Speed [km/h]	38.7	58.6	60.5	58.9	59.4	59.3	60.0	62.3	62.9	62.3	59.5		
Top Speed [km/h]	55.5	60.9	61.5	60.0	59.9	59.9	60.9	63.5	63.9	63.9	61.7		
Avg. Dist. to Rail [m]	5.5	0.4	1.4	2.9	3.0	3.2	3.1	2.2	1.6	5.1	5.9		
Avg. Stride Freq. [Hz]	2.1	2.3	2.3	2.2	2.2	2.2	2.2	2.3	2.3	2.3	2.2		
Avg. Stride Length [m]	5.0	7.2	7.4	7.5	7.6	7.6	7.6	7.7	7.7	7.6	7.5		



[] Ranking at each section and finish
-.-.- No data available at this section
NA No data available



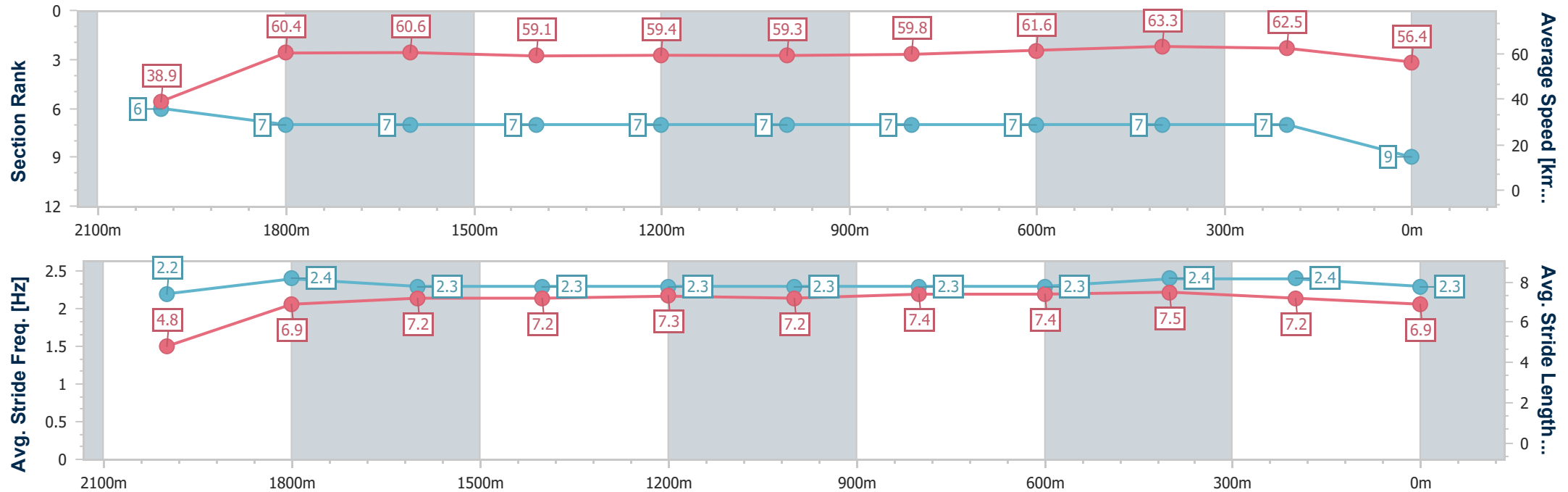
Horse/Jockey Name	Mare Of Mt Buller
Final Rank	9
Fastest Section Time (Section)	0:09.25 (Overall)
Top Speed [km/h] (Section)	65.0 (400m)
Race State	Finished



Eagle Farm Professional
Race 6: TATTERSALL'S GOLD CROWN - LISTED - 2100m
28 June 2025 - 14:48
Track Rating: Good 4, Weather: Overcast, Rail Position: +6m Entire



Section	Overall	2000m	1800m	1600m	1400m	1200m	1000m	800m	600m	400m	200m		
Section Times	2:09.57 [9] (0:09.25)	2:00.32 [6] (0:11.91)	1:48.41 [7] (0:11.99)	1:36.42 [7] (0:12.26)	1:24.16 [7] (0:12.18)	1:11.98 [7] (0:12.16)	0:59.82 [7] (0:12.18)	0:47.64 [7] (0:11.79)	0:35.85 [7] (0:11.50)	0:24.35 [7] (0:11.53)	0:12.82 [7] (0:12.82)		
Average Speed [km/h]	38.9	60.4	60.6	59.1	59.4	59.3	59.8	61.6	63.3	62.5	56.4		
Top Speed [km/h]	57.9	62.3	61.5	59.6	60.0	60.3	61.1	62.0	64.7	65.0	59.2		
Avg. Dist. to Rail [m]	2.0	0.4	1.3	2.6	2.7	2.9	2.8	1.9	2.2	7.0	6.4		
Avg. Stride Freq. [Hz]	2.2	2.4	2.3	2.3	2.3	2.3	2.3	2.3	2.4	2.4	2.3		
Avg. Stride Length [m]	4.8	6.9	7.2	7.2	7.3	7.2	7.4	7.4	7.5	7.2	6.9		



[] Ranking at each section and finish
-.-.- No data available at this section
NA No data available



Horse/Jockey Name	Pulchritudinous
Final Rank	10
Fastest Section Time (Section)	0:09.01 (Overall)
Top Speed [km/h] (Section)	63.9 (400m)
Race State	Finished

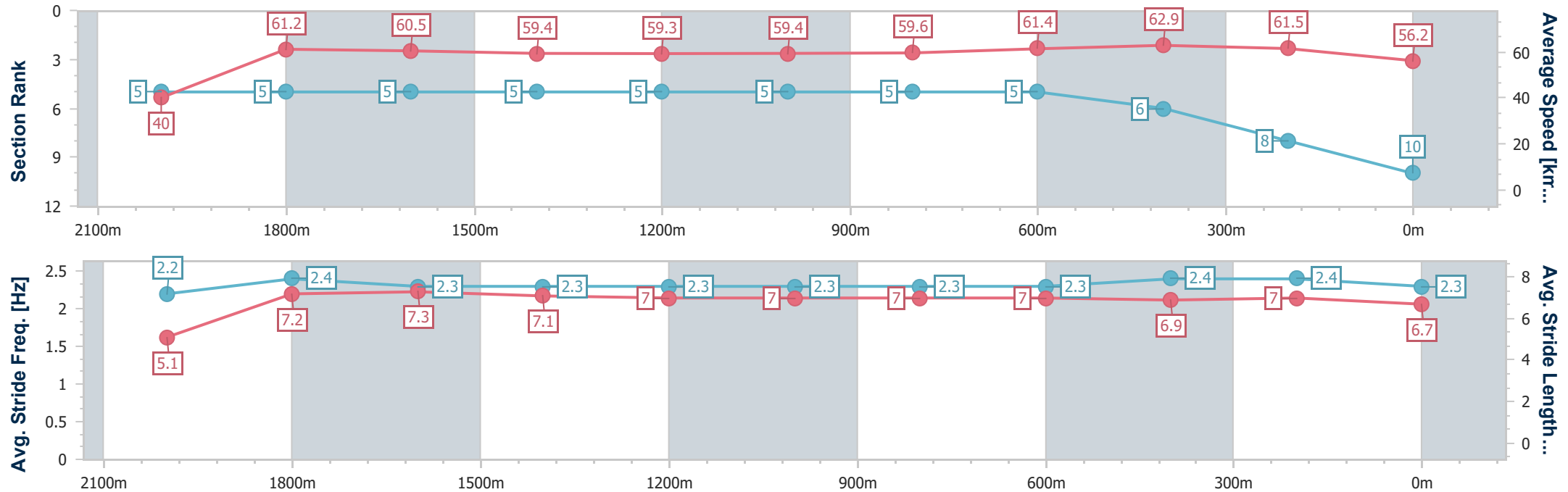


Eagle FarmProfessional
Race 6: TATTERSALL'S GOLD CROWN - LISTED - 2100m
28 June 2025 - 14:48
Track Rating: Good 4, Weather: Overcast, Rail Position: +6m Entire



BRISBANE
RACING CLUB

Section	Overall	2000m	1800m	1600m	1400m	1200m	1000m	800m	600m	400m	200m		
Section Times	2:09.75 [10] (0:09.01)	2:00.74 [5] (0:11.80)	1:48.94 [5] (0:11.95)	1:36.99 [5] (0:12.19)	1:24.80 [5] (0:12.15)	1:12.65 [5] (0:12.17)	1:00.48 [5] (0:12.30)	0:48.18 [5] (0:11.93)	0:36.25 [5] (0:11.63)	0:24.62 [6] (0:11.71)	0:12.91 [8] (0:12.91)		
Average Speed [km/h]	40.0	61.2	60.5	59.4	59.3	59.4	59.6	61.4	62.9	61.5	56.2		
Top Speed [km/h]	60.2	61.4	61.5	60.1	59.9	60.1	60.7	61.8	63.7	63.9	58.8		
Avg. Dist. to Rail [m]	5.4	0.8	0.8	2.4	2.6	3.2	3.8	4.1	3.0	5.2	3.9		
Avg. Stride Freq. [Hz]	2.2	2.4	2.3	2.3	2.3	2.3	2.3	2.3	2.4	2.4	2.3		
Avg. Stride Length [m]	5.1	7.2	7.3	7.1	7.0	7.0	7.0	7.0	6.9	7.0	6.7		





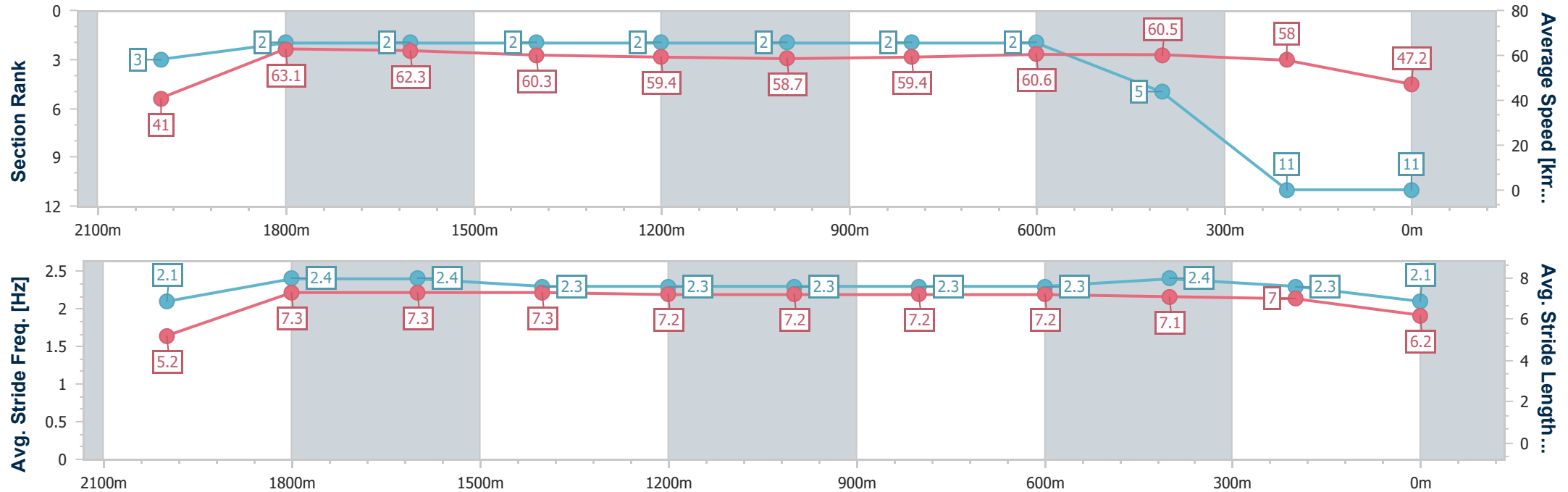
Horse/Jockey Name	Osmose
Final Rank	11
Fastest Section Time (Section)	0:08.95 (Overall)
Top Speed [km/h] (Section)	65.6 (2000m)
Race State	Finished



Eagle FarmProfessional
Race 6: TATTERSALL'S GOLD CROWN - LISTED - 2100m
28 June 2025 - 14:48
Track Rating: Good 4, Weather: Overcast, Rail Position: +6m Entire



Section	Overall	2000m	1800m	1600m	1400m	1200m	1000m	800m	600m	400m	200m		
Section Times	2:12.70 [11] (0:08.95)	2:03.75 [3] (0:11.62)	1:52.13 [2] (0:11.73)	1:40.40 [2] (0:12.02)	1:28.38 [2] (0:12.20)	1:16.18 [2] (0:12.23)	1:03.95 [2] (0:12.33)	0:51.62 [2] (0:12.00)	0:39.62 [2] (0:11.96)	0:27.66 [5] (0:12.46)	0:15.20 [11] (0:15.20)		
Average Speed [km/h]	41.0	63.1	62.3	60.3	59.4	58.7	59.4	60.6	60.5	58.0	47.2		
Top Speed [km/h]	62.7	65.6	64.1	60.9	60.5	59.5	61.2	62.0	62.0	60.5	54.0		
Avg. Dist. to Rail [m]	8.8	3.9	2.9	2.6	2.6	3.0	3.1	2.5	1.0	3.3	2.4		
Avg. Stride Freq. [Hz]	2.1	2.4	2.4	2.3	2.3	2.3	2.3	2.3	2.4	2.3	2.1		
Avg. Stride Length [m]	5.2	7.3	7.3	7.3	7.2	7.2	7.2	7.2	7.1	7.0	6.2		



[] Ranking at each section and finish
- - - - - No data available at this section
NA No data available



Eagle Farm Professional

Race 7: TATTERSALL'S MILE - LISTED - 1600m

28 June 2025 - 15:24



BRISBANE
RACING CLUB

Track Rating: Good 4, Weather: Overcast, Rail Position: +6m Entire

Section					Overall	1400m	1200m	1000m	800m	600m	400m	Last 600m		
Field Times					1:34.33 (0:13.12)	1:21.21 (0:10.97)	1:10.24 (0:11.55)	0:58.69 (0:11.89)	0:46.80 (0:11.65)	0:35.15 (0:11.39)	0:23.76 (0:11.35)	0:35.15		
Rank	TAB	Horse/Jockey	Barrier	Top Speed [km/h]	Fastest Section									Distance Travelled [m]
1	6	THE INFLECTOR	12	67.7	0:11.03	1:34.33 [1]	1:21.20 [2]	1:10.17 [2]	0:58.69 [2]	0:46.77 [2]	0:35.07 [2]	0:23.76 [1]	0:35.07	
		Rachel King		1400m	1400m	(0:13.13)	(0:11.03)	(0:11.48)	(0:11.92)	(0:11.70)	(0:11.31)	(0:11.35)		
2	5	SIBAAQ	8	67.1	0:11.01	1:34.36 [2]	1:21.00 [3]	1:09.99 [3]	0:58.41 [5]	0:46.49 [5]	0:34.78 [4]	0:23.50 [4]	0:34.78	+0
		Jason Collett		1400m	1400m	(0:13.36)	(0:11.01)	(0:11.58)	(0:11.92)	(0:11.71)	(0:11.28)	(0:11.26)		
3	11	CHICA MOJITO	1	67.8	0:10.93	1:34.71 [3]	1:21.21 [4]	1:10.28 [5]	0:58.83 [4]	0:46.85 [4]	0:35.11 [5]	0:23.80 [5]	0:35.11	-1
		Damien Thornton		1400m	1400m	(0:13.50)	(0:10.93)	(0:11.45)	(0:11.98)	(0:11.74)	(0:11.31)	(0:11.46)		
4	4	RISING PACIFIC	4	65.7	0:11.12	1:34.76 [4]	1:20.89 [9]	1:09.77 [9]	0:58.39 [8]	0:46.61 [8]	0:34.99 [7]	0:23.63 [7]	0:34.99	-4
		Andrew Mallyon		1400m	1400m	(0:13.87)	(0:11.12)	(0:11.38)	(0:11.78)	(0:11.62)	(0:11.36)	(0:11.38)		
5	1	DEMOCRACY MANIFEST	5	65.7	0:11.15	1:34.77 [5]	1:20.70 [10]	1:09.55 [11]	0:58.15 [11]	0:46.42 [11]	0:34.71 [11]	0:23.36 [11]	0:34.71	+0
		Tommy Berry		400m	1400m	(0:14.07)	(0:11.15)	(0:11.40)	(0:11.73)	(0:11.71)	(0:11.35)	(0:11.28)		
6	2	CHRYSAOR	6	66.4	0:11.18	1:34.84 [6]	1:21.06 [7]	1:09.88 [8]	0:58.42 [9]	0:46.61 [9]	0:34.91 [9]	0:23.60 [9]	0:34.91	+2
		Kerrin McEvoy		400m	1400m	(0:13.78)	(0:11.18)	(0:11.46)	(0:11.81)	(0:11.70)	(0:11.31)	(0:11.26)		
7	14	BANANA SLIDE	3	65.6	0:11.09	1:34.89 [7]	1:20.57 [12]	1:09.48 [12]	0:58.06 [12]	0:46.50 [12]	0:34.79 [12]	0:23.42 [12]	0:34.79	-6
		Angela Jones		1400m	1400m	(0:14.32)	(0:11.09)	(0:11.42)	(0:11.56)	(0:11.71)	(0:11.37)	(0:11.30)		
8	3	COSMIC VEGA	9	66.7	0:11.01	1:34.95 [8]	1:20.77 [11]	1:09.76 [10]	0:58.40 [10]	0:46.64 [10]	0:34.93 [10]	0:23.58 [10]	0:34.93	+5
		Regan Bayliss		1400m	1400m	(0:14.18)	(0:11.01)	(0:11.36)	(0:11.76)	(0:11.71)	(0:11.35)	(0:11.29)		
9	13	AERIAL DANCER	11	67.0	0:10.97	1:35.16 [9]	1:22.04 [1]	1:11.07 [1]	0:59.52 [1]	0:47.63 [1]	0:35.98 [1]	0:24.56 [2]	0:35.98	-3
		Ron Stewart		1400m	1400m	(0:13.12)	(0:10.97)	(0:11.55)	(0:11.89)	(0:11.65)	(0:11.42)	(0:11.63)		
10	12	CAPTAIN FENKEL	2	68.2	0:10.96	1:35.23 [10]	1:21.65 [6]	1:10.69 [6]	0:59.13 [6]	0:47.17 [7]	0:35.42 [8]	0:24.02 [8]	0:35.42	+1
		Robbie Dolan		1400m	1400m	(0:13.58)	(0:10.96)	(0:11.56)	(0:11.96)	(0:11.75)	(0:11.40)	(0:11.62)		

Scratched: Demon Darb (#10), Exotique Miss (#7)

Report Created: Sat 28 June 2025 15:53 GMT+10 (Note: Timing is based on position data)

Page 1/16

[] Ranking at each section and finish
-:-:- No data available at this section
NA No data available

SCN Saddle cloth number
DNF Did not finish
DNT Did not track

data processed by  TRIPLES DATA



Eagle Farm Professional

Race 7: TATTERSALL'S MILE - LISTED - 1600m

28 June 2025 - 15:24



BRISBANE
RACING CLUB

Track Rating: Good 4, Weather: Overcast, Rail Position: +6m Entire

Section						Overall	1400m	1200m	1000m	800m	600m	400m	Last 600m	
Field Times						1:34.33 (0:13.12)	1:21.21 (0:10.97)	1:10.24 (0:11.55)	0:58.69 (0:11.89)	0:46.80 (0:11.65)	0:35.15 (0:11.39)	0:23.76 (0:11.35)	0:35.15	
Rank	TAB	Horse/Jockey	Barrier	Top Speed [km/h]	Fastest Section									Distance Travelled [m]
11	9	CRANKY HARRY	7	68.7	0:10.86	1:35.28 [11]	1:21.75 [5]	1:10.89 [4]	0:59.46 [3]	0:47.50 [3]	0:35.80 [3]	0:24.44 [3]	0:35.80	+2
		Jake Bayliss		1400m	1400m	(0:13.53)	(0:10.86)	(0:11.43)	(0:11.96)	(0:11.70)	(0:11.36)	(0:11.65)		
12	8	QUEEN OF DRAGONS	10	66.0	0:11.06	1:35.69 [12]	1:21.89 [8]	1:10.83 [7]	0:59.45 [7]	0:47.71 [6]	0:36.01 [6]	0:24.62 [6]	0:36.01	+2
		Tim Clark		1400m	1400m	(0:13.80)	(0:11.06)	(0:11.38)	(0:11.74)	(0:11.70)	(0:11.39)	(0:11.58)		

Scratched: Demon Darb (#10), Exotique Miss (#7)



Eagle Farm Professional

Race 7: TATTERSALL'S MILE - LISTED - 1600m

28 June 2025 - 15:24



BRISBANE
RACING CLUB

Track Rating: Good 4, Weather: Overcast, Rail Position: +6m Entire

Section Field Times				200m 0:12.41 (0:12.41)				Last 600m 0:35.15			
Rank	TAB	Horse/Jockey	Barrier	Top Speed [km/h]	Fastest Section	Margin				Distance Travelled [m]	
1	6	THE INFLECTOR	12	67.7	0:11.03	0:12.41 [1]	1:34.33			0:35.07	
		Rachel King		1400m	1400m	(0:12.41)					
2	5	SIBAAQ	8	67.1	0:11.01	0:12.24 [2]	0.17L			0:34.78	
		Jason Collett		1400m	1400m	(0:12.24)					
3	11	CHICA MOJITO	1	67.8	0:10.93	0:12.34 [4]	2.26L			0:35.11	
		Damien Thornton		1400m	1400m	(0:12.34)					
4	4	RISING PACIFIC	4	65.7	0:11.12	0:12.25 [7]	2.54L			0:34.99	
		Andrew Mallyon		1400m	1400m	(0:12.25)					
5	1	DEMOCRACY MANIFEST	5	65.7	0:11.15	0:12.08 [10]	2.58L			0:34.71	
		Tommy Berry		400m	1400m	(0:12.08)					
6	2	CHRYSAOR	6	66.4	0:11.18	0:12.34 [6]	2.99L			0:34.91	
		Kerrin McEvoy		400m	1400m	(0:12.34)					
7	14	BANANA SLIDE	3	65.6	0:11.09	0:12.12 [11]	3.27L			0:34.79	
		Angela Jones		1400m	1400m	(0:12.12)					
8	3	COSMIC VEGA	9	66.7	0:11.01	0:12.29 [9]	3.65L			0:34.93	
		Regan Bayliss		1400m	1400m	(0:12.29)					
9	13	AERIAL DANCER	11	67.0	0:10.97	0:12.93 [3]	4.86L			0:35.98	
		Ron Stewart		1400m	1400m	(0:12.93)					
10	12	CAPTAIN FENKEL	2	68.2	0:10.96	0:12.40 [12]	5.31L			0:35.42	
		Robbie Dolan		1400m	1400m	(0:12.40)					

Scratched: Demon Darb (#10), Exotique Miss (#7)

Report Created: Sat 28 June 2025 15:53 GMT+10 (Note: Timing is based on position data)

Page 3/16

[] Ranking at each section and finish
-:-:- No data available at this section
NA No data available

SCN Saddle cloth number
DNF Did not finish
DNT Did not track

data processed by  TRIPLESDATA



Eagle Farm Professional
Race 7: TATTERSALL'S MILE - LISTED - 1600m

28 June 2025 - 15:24



Track Rating: Good 4, Weather: Overcast, Rail Position: +6m Entire

Section					200m		Last 600m		
Field Times					0:12.41 (0:12.41)		0:35.15		
Rank	TAB	Horse/Jockey	Barrier	Top Speed [km/h]	Fastest Section	Margin		Distance Travelled [m]	
11	9	CRANKY HARRY	7	68.7	0:10.86	0:12.79 [5]	5.61L	0:35.80	+2
		Jake Bayliss		1400m	1400m	(0:12.79)			
12	8	QUEEN OF DRAGONS	10	66.0	0:11.06	0:13.04 [8]	8L	0:36.01	+2
		Tim Clark		1400m	1400m	(0:13.04)			

Scratched: Demon Darb (#10), Exotique Miss (#7)



Horse/Jockey Name	The Inflictor
Final Rank	1
Fastest Section Time (Section)	0:11.03 (1400m)
Top Speed [km/h] (Section)	67.7 (1400m)
Race State	Finished



Eagle FarmProfessional
Race 7: TATTERSALL'S MILE - LISTED - 1600m

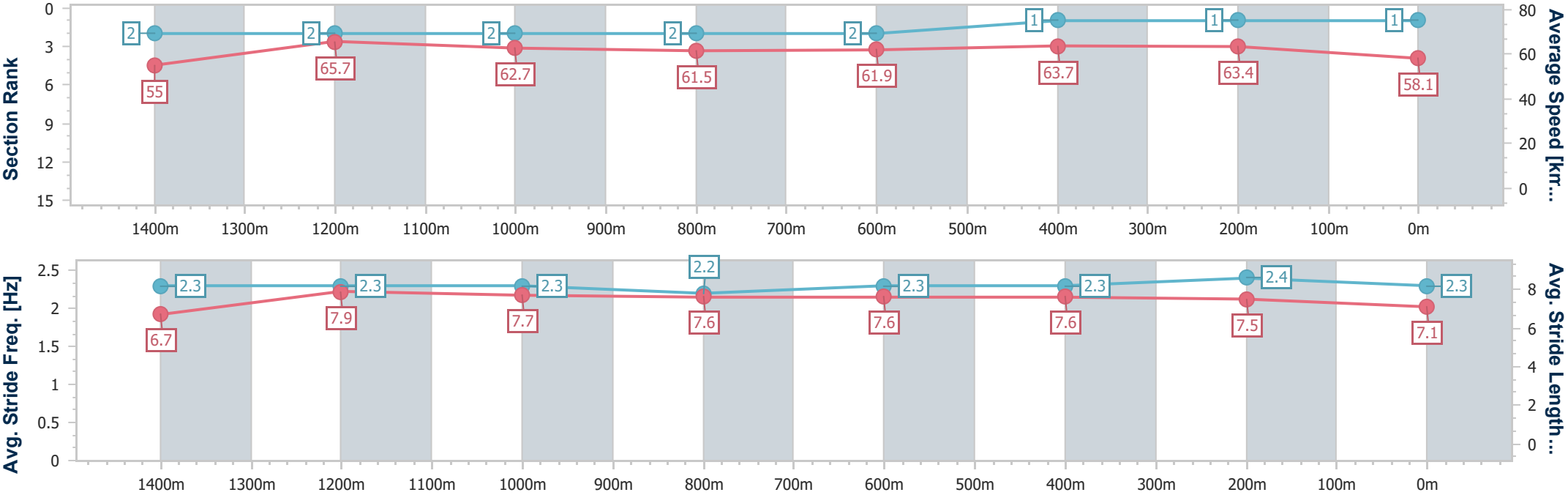
28 June 2025 - 15:24

Track Rating: Good 4, Weather: Overcast, Rail Position: +6m Entire



BRISBANE
RACING CLUB

Section	Overall	1400m	1200m	1000m	800m	600m	400m	200m					
Section Times	1:34.33 [1] (0:13.13)	1:21.20 [2] (0:11.03)	1:10.17 [2] (0:11.48)	0:58.69 [2] (0:11.92)	0:46.77 [2] (0:11.70)	0:35.07 [2] (0:11.31)	0:23.76 [1] (0:11.35)	0:12.41 [1] (0:12.41)					
Average Speed [km/h]	55.0	65.7	62.7	61.5	61.9	63.7	63.4	58.1					
Top Speed [km/h]	67.2	67.7	64.8	61.9	62.9	65.1	65.4	60.3					
Avg. Dist. to Rail [m]	8.6	3.3	3.2	3.0	1.8	0.4	0.2	0.8					
Avg. Stride Freq. [Hz]	2.3	2.3	2.3	2.2	2.3	2.3	2.4	2.3					
Avg. Stride Length [m]	6.7	7.9	7.7	7.6	7.6	7.6	7.5	7.1					



- [] Ranking at each section and finish
- .-.- No data available at this section
- NA No data available



Horse/Jockey Name	Sibaaq
Final Rank	2
Fastest Section Time (Section)	0:11.01 (1400m)
Top Speed [km/h] (Section)	67.1 (1400m)
Race State	Finished



Eagle FarmProfessional
Race 7: TATTERSALL'S MILE - LISTED - 1600m

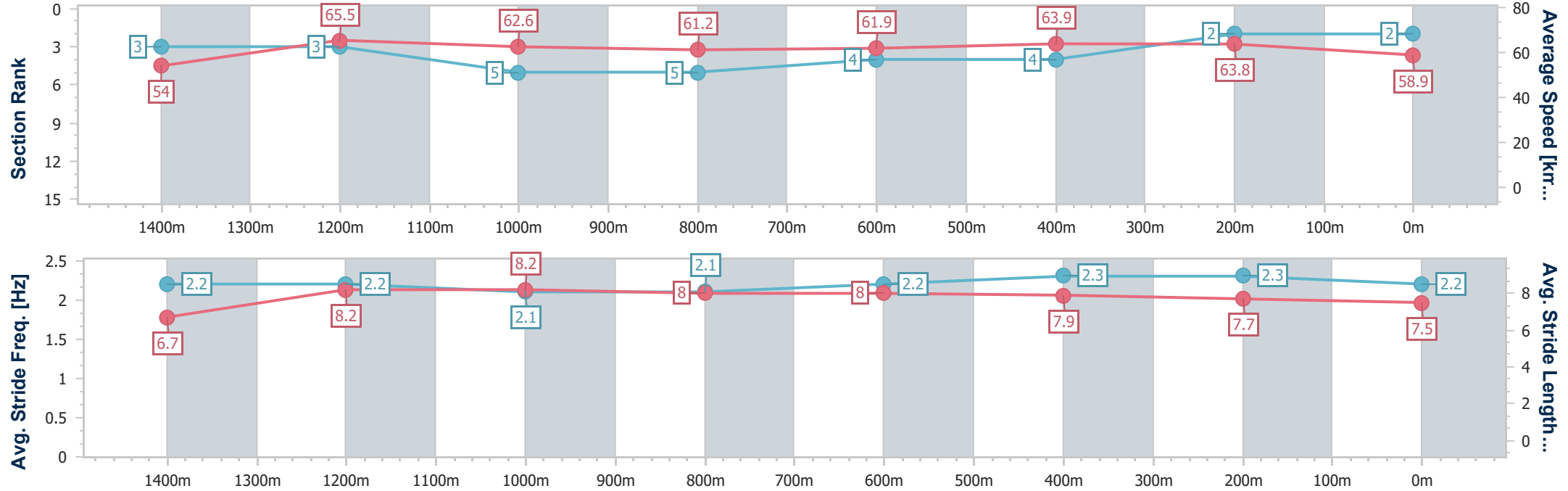
28 June 2025 - 15:24

Track Rating: Good 4, Weather: Overcast, Rail Position: +6m Entire



BRISBANE
RACING CLUB

Section	Overall	1400m	1200m	1000m	800m	600m	400m	200m					
Section Times	1:34.36 [2] (0:13.36)	1:21.00 [3] (0:11.01)	1:09.99 [3] (0:11.58)	0:58.41 [5] (0:11.92)	0:46.49 [5] (0:11.71)	0:34.78 [4] (0:11.28)	0:23.50 [4] (0:11.26)	0:12.24 [2] (0:12.24)					
Average Speed [km/h]	54.0	65.5	62.6	61.2	61.9	63.9	63.8	58.9					
Top Speed [km/h]	66.0	67.1	64.1	62.1	63.0	64.8	65.2	62.3					
Avg. Dist. to Rail [m]	6.3	3.0	3.4	2.9	1.5	0.5	1.6	2.8					
Avg. Stride Freq. [Hz]	2.2	2.2	2.1	2.1	2.2	2.3	2.3	2.2					
Avg. Stride Length [m]	6.7	8.2	8.2	8.0	8.0	7.9	7.7	7.5					



- [] Ranking at each section and finish
- .-.- No data available at this section
- NA No data available



Horse/Jockey Name	Chica Mojito
Final Rank	3
Fastest Section Time (Section)	0:10.93 (1400m)
Top Speed [km/h] (Section)	67.8 (1400m)
Race State	Finished



Eagle FarmProfessional
Race 7: TATTERSALL'S MILE - LISTED - 1600m

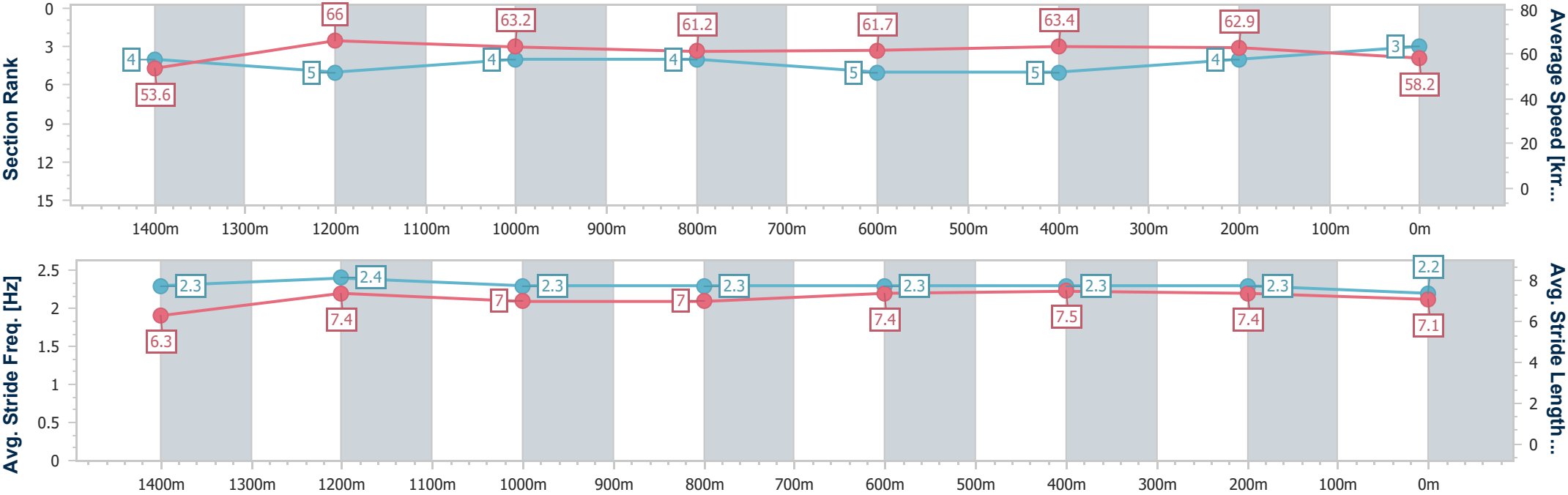
28 June 2025 - 15:24

Track Rating: Good 4, Weather: Overcast, Rail Position: +6m Entire



BRISBANE
RACING CLUB

Section	Overall	1400m	1200m	1000m	800m	600m	400m	200m					
Section Times	1:34.71 [3] (0:13.50)	1:21.21 [4] (0:10.93)	1:10.28 [5] (0:11.45)	0:58.83 [4] (0:11.98)	0:46.85 [4] (0:11.74)	0:35.11 [5] (0:11.31)	0:23.80 [5] (0:11.46)	0:12.34 [4] (0:12.34)					
Average Speed [km/h]	53.6	66.0	63.2	61.2	61.7	63.4	62.9	58.2					
Top Speed [km/h]	66.3	67.8	64.9	61.7	62.3	64.2	64.3	61.6					
Avg. Dist. to Rail [m]	2.7	3.2	4.3	3.6	1.6	1.1	0.7	1.8					
Avg. Stride Freq. [Hz]	2.3	2.4	2.3	2.3	2.3	2.3	2.3	2.2					
Avg. Stride Length [m]	6.3	7.4	7.0	7.0	7.4	7.5	7.4	7.1					





Horse/Jockey Name	Rising Pacific
Final Rank	4
Fastest Section Time (Section)	0:11.12 (1400m)
Top Speed [km/h] (Section)	65.7 (1400m)
Race State	Finished



Eagle FarmProfessional
Race 7: TATTERSALL'S MILE - LISTED - 1600m

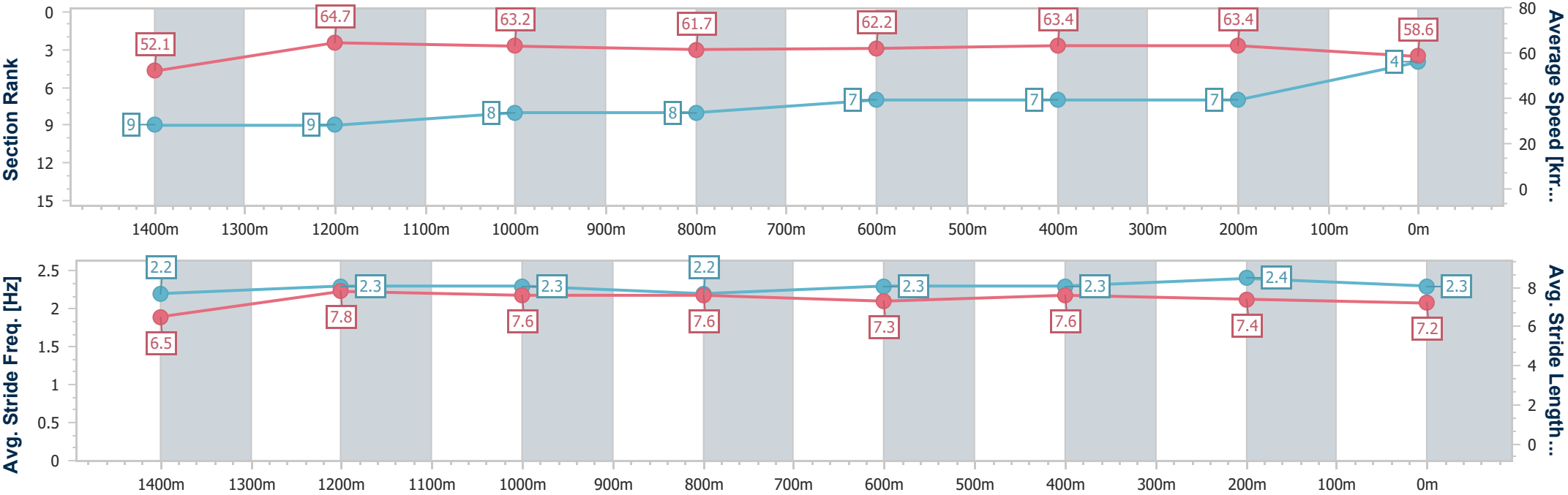
28 June 2025 - 15:24

Track Rating: Good 4, Weather: Overcast, Rail Position: +6m Entire



BRISBANE
RACING CLUB

Section	Overall	1400m	1200m	1000m	800m	600m	400m	200m					
Section Times	1:34.76 [4] (0:13.87)	1:20.89 [9] (0:11.12)	1:09.77 [9] (0:11.38)	0:58.39 [8] (0:11.78)	0:46.61 [8] (0:11.62)	0:34.99 [7] (0:11.36)	0:23.63 [7] (0:11.38)	0:12.25 [7] (0:12.25)					
Average Speed [km/h]	52.1	64.7	63.2	61.7	62.2	63.4	63.4	58.6					
Top Speed [km/h]	65.3	65.7	64.6	62.2	63.0	64.8	64.8	61.3					
Avg. Dist. to Rail [m]	4.1	1.7	2.1	1.3	0.8	0.3	1.3	2.0					
Avg. Stride Freq. [Hz]	2.2	2.3	2.3	2.2	2.3	2.3	2.4	2.3					
Avg. Stride Length [m]	6.5	7.8	7.6	7.6	7.3	7.6	7.4	7.2					





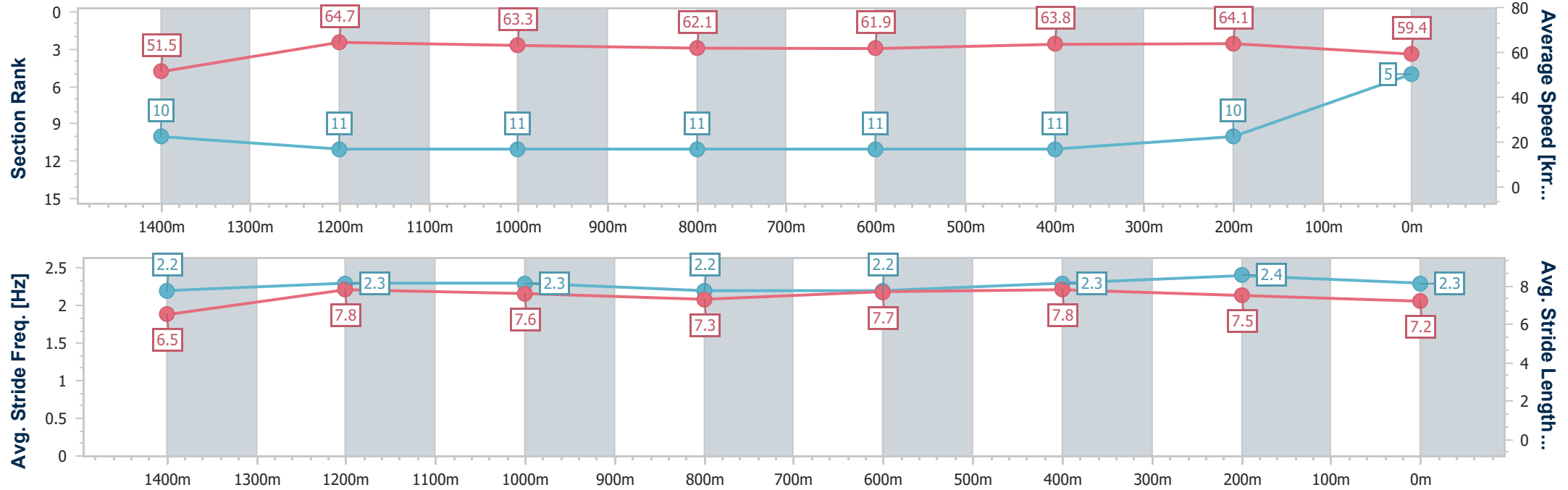
Horse/Jockey Name	Democracy Manifest
Final Rank	5
Fastest Section Time (Section)	0:11.15 (1400m)
Top Speed [km/h] (Section)	65.7 (400m)
Race State	Finished



Eagle Farm Professional
Race 7: TATTERSALL'S MILE - LISTED - 1600m
28 June 2025 - 15:24
Track Rating: Good 4, Weather: Overcast, Rail Position: +6m Entire



Section	Overall	1400m	1200m	1000m	800m	600m	400m	200m					
Section Times	1:34.77 [5] (0:14.07)	1:20.70 [10] (0:11.15)	1:09.55 [11] (0:11.40)	0:58.15 [11] (0:11.73)	0:46.42 [11] (0:11.71)	0:34.71 [11] (0:11.35)	0:23.36 [11] (0:11.28)	0:12.08 [10] (0:12.08)					
Average Speed [km/h]	51.5	64.7	63.3	62.1	61.9	63.8	64.1	59.4					
Top Speed [km/h]	64.8	65.1	65.0	63.7	62.4	65.6	65.7	61.7					
Avg. Dist. to Rail [m]	4.9	2.8	2.8	2.6	1.7	1.6	5.2	5.9					
Avg. Stride Freq. [Hz]	2.2	2.3	2.3	2.2	2.2	2.3	2.4	2.3					
Avg. Stride Length [m]	6.5	7.8	7.6	7.3	7.7	7.8	7.5	7.2					





Horse/Jockey Name	Chrysaor
Final Rank	6
Fastest Section Time (Section)	0:11.18 (1400m)
Top Speed [km/h] (Section)	66.4 (400m)
Race State	Finished



Eagle FarmProfessional
Race 7: TATTERSALL'S MILE - LISTED - 1600m

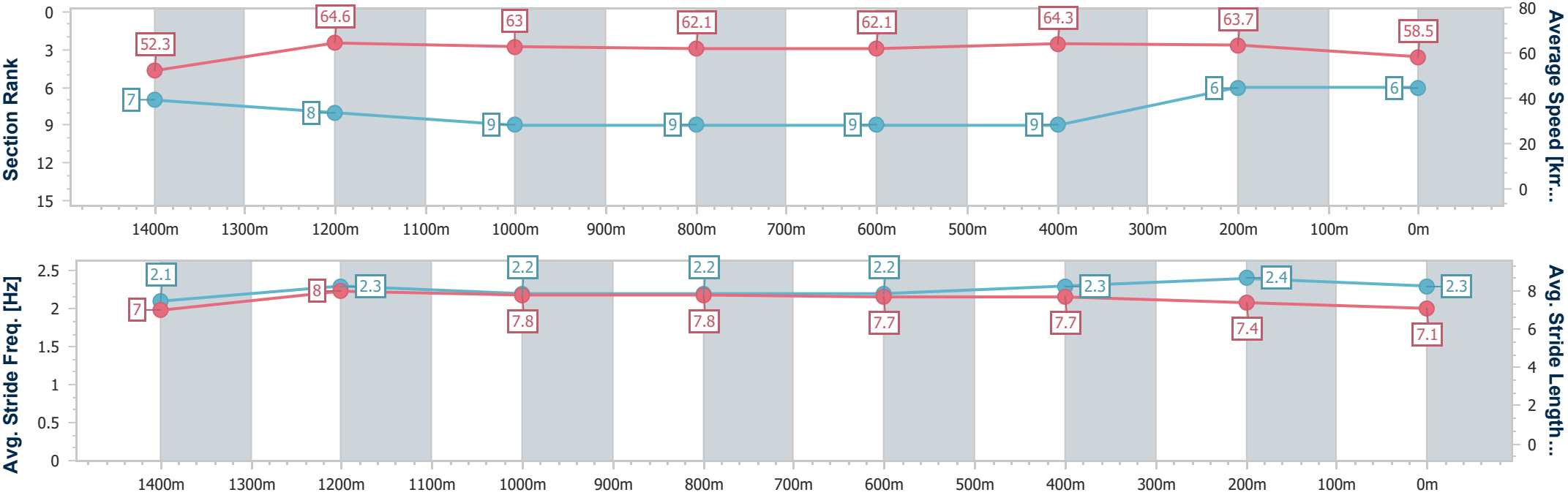
28 June 2025 - 15:24

Track Rating: Good 4, Weather: Overcast, Rail Position: +6m Entire



BRISBANE
RACING CLUB

Section	Overall	1400m	1200m	1000m	800m	600m	400m	200m					
Section Times	1:34.84 [6] (0:13.78)	1:21.06 [7] (0:11.18)	1:09.88 [8] (0:11.46)	0:58.42 [9] (0:11.81)	0:46.61 [9] (0:11.70)	0:34.91 [9] (0:11.31)	0:23.60 [9] (0:11.26)	0:12.34 [6] (0:12.34)					
Average Speed [km/h]	52.3	64.6	63.0	62.1	62.1	64.3	63.7	58.5					
Top Speed [km/h]	65.4	65.2	64.3	63.0	62.9	65.9	66.4	61.2					
Avg. Dist. to Rail [m]	5.7	3.5	3.4	3.2	2.3	1.9	4.6	4.8					
Avg. Stride Freq. [Hz]	2.1	2.3	2.2	2.2	2.2	2.3	2.4	2.3					
Avg. Stride Length [m]	7.0	8.0	7.8	7.8	7.7	7.7	7.4	7.1					





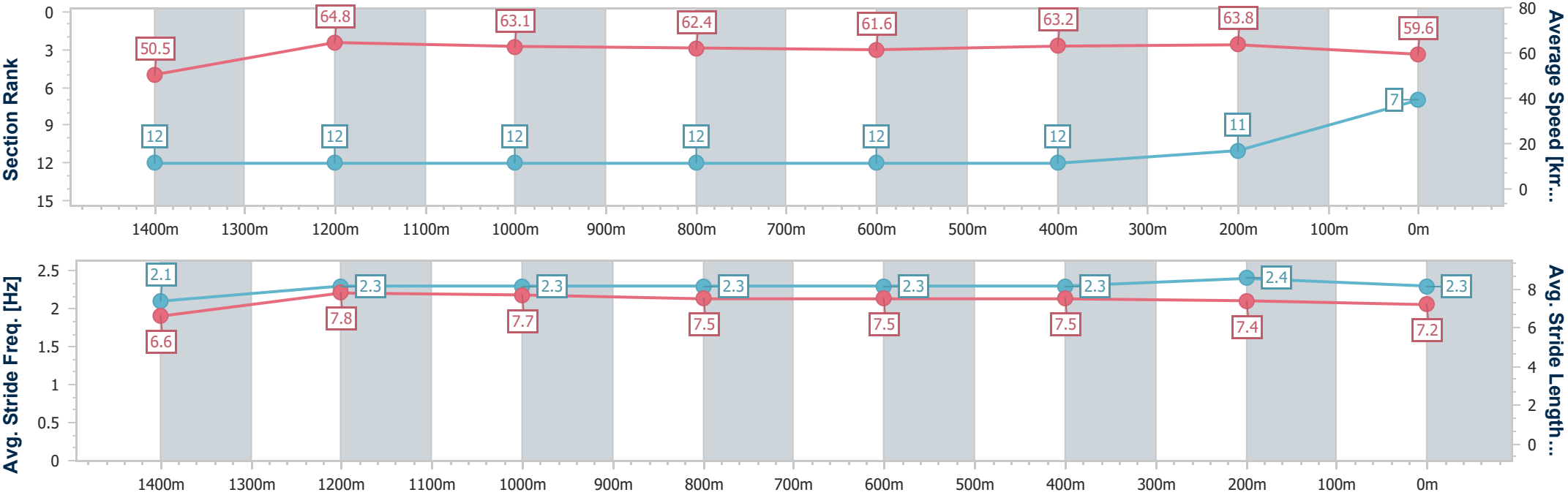
Horse/Jockey Name	Banana Slide
Final Rank	7
Fastest Section Time (Section)	0:11.09 (1400m)
Top Speed [km/h] (Section)	65.6 (1400m)
Race State	Finished



Eagle Farm Professional
Race 7: TATTERSALL'S MILE - LISTED - 1600m
28 June 2025 - 15:24
Track Rating: Good 4, Weather: Overcast, Rail Position: +6m Entire



Section	Overall	1400m	1200m	1000m	800m	600m	400m	200m					
Section Times	1:34.89 [7] (0:14.32)	1:20.57 [12] (0:11.09)	1:09.48 [12] (0:11.42)	0:58.06 [12] (0:11.56)	0:46.50 [12] (0:11.71)	0:34.79 [12] (0:11.37)	0:23.42 [12] (0:11.30)	0:12.12 [11] (0:12.12)					
Average Speed [km/h]	50.5	64.8	63.1	62.4	61.6	63.2	63.8	59.6					
Top Speed [km/h]	65.4	65.6	65.1	63.8	62.1	64.6	64.7	62.5					
Avg. Dist. to Rail [m]	3.0	1.2	1.0	0.4	0.1	0.3	0.3	1.2					
Avg. Stride Freq. [Hz]	2.1	2.3	2.3	2.3	2.3	2.3	2.4	2.3					
Avg. Stride Length [m]	6.6	7.8	7.7	7.5	7.5	7.5	7.4	7.2					





Horse/Jockey Name	Cosmic Vega
Final Rank	8
Fastest Section Time (Section)	0:11.01 (1400m)
Top Speed [km/h] (Section)	66.7 (1400m)
Race State	Finished



Eagle FarmProfessional
Race 7: TATTERSALL'S MILE - LISTED - 1600m

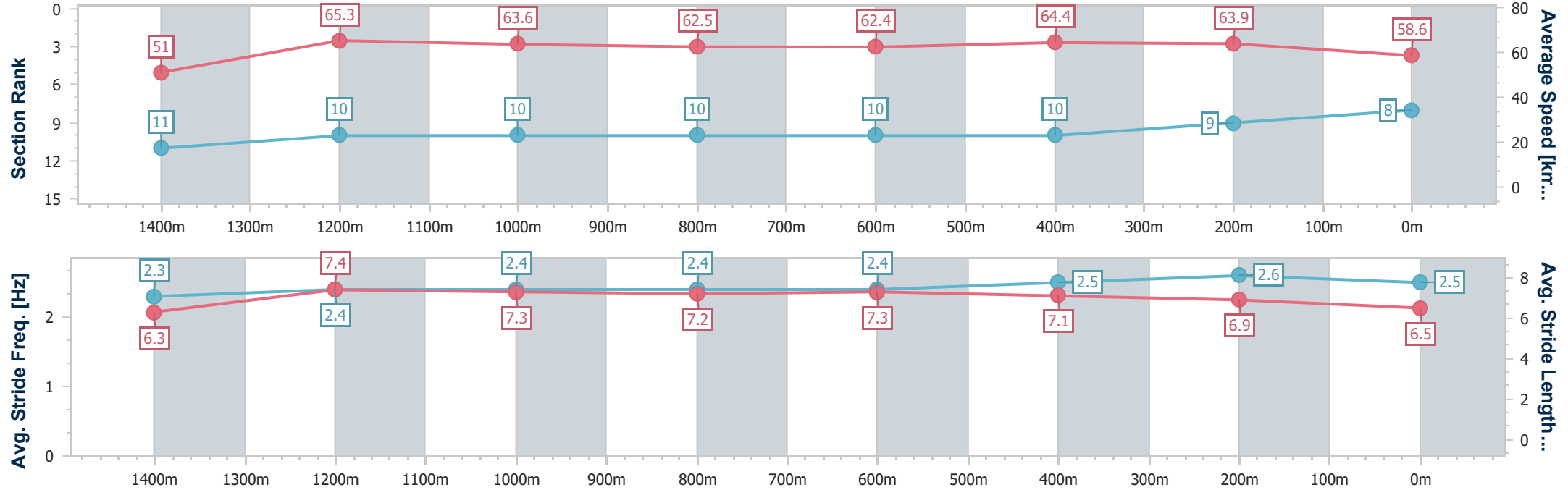
28 June 2025 - 15:24

Track Rating: Good 4, Weather: Overcast, Rail Position: +6m Entire



BRISBANE
RACING CLUB

Section	Overall	1400m	1200m	1000m	800m	600m	400m	200m						
Section Times	1:34.95 [8] (0:14.18)	1:20.77 [11] (0:11.01)	1:09.76 [10] (0:11.36)	0:58.40 [10] (0:11.76)	0:46.64 [10] (0:11.71)	0:34.93 [10] (0:11.35)	0:23.58 [10] (0:11.29)	0:12.29 [9] (0:12.29)						
Average Speed [km/h]	51.0	65.3	63.6	62.5	62.4	64.4	63.9	58.6						
Top Speed [km/h]	66.0	66.7	65.5	63.3	63.5	66.1	66.4	60.9						
Avg. Dist. to Rail [m]	6.0	3.2	3.7	4.0	3.3	3.4	6.7	7.9						
Avg. Stride Freq. [Hz]	2.3	2.4	2.4	2.4	2.4	2.5	2.6	2.5						
Avg. Stride Length [m]	6.3	7.4	7.3	7.2	7.3	7.1	6.9	6.5						



- [] Ranking at each section and finish
- .-.- No data available at this section
- NA No data available



Horse/Jockey Name	Aerial Dancer
Final Rank	9
Fastest Section Time (Section)	0:10.97 (1400m)
Top Speed [km/h] (Section)	67.0 (1400m)
Race State	Finished



Eagle FarmProfessional
Race 7: TATTERSALL'S MILE - LISTED - 1600m

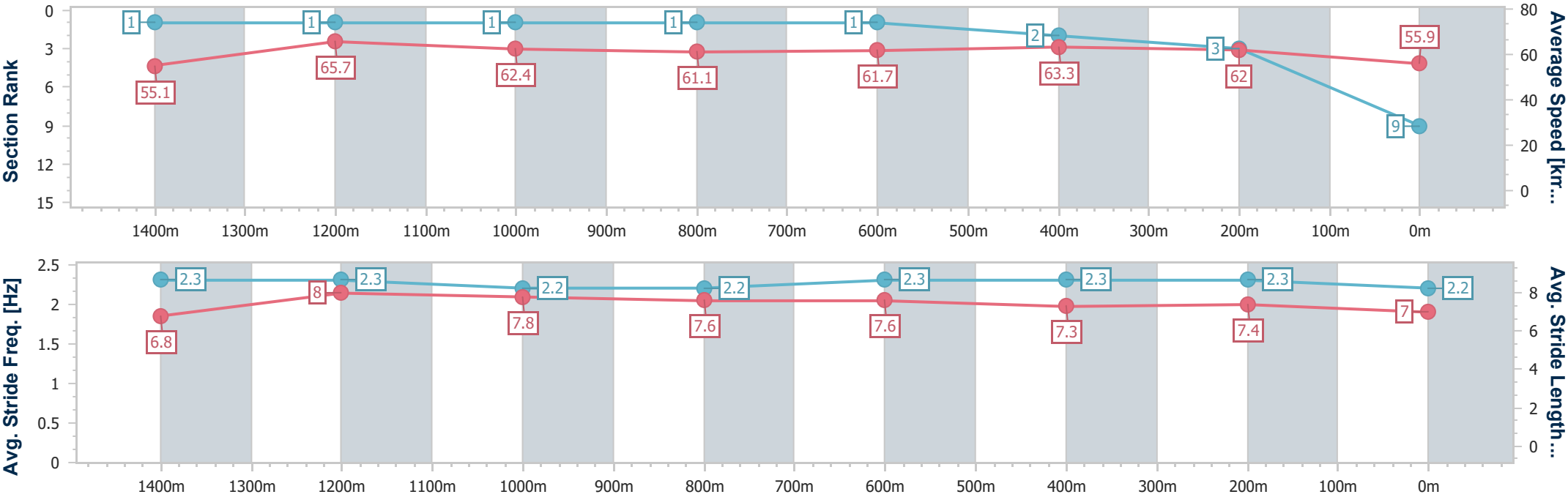
28 June 2025 - 15:24

Track Rating: Good 4, Weather: Overcast, Rail Position: +6m Entire



BRISBANE
RACING CLUB

Section	Overall	1400m	1200m	1000m	800m	600m	400m	200m					
Section Times	1:35.16 [9] (0:13.12)	1:22.04 [1] (0:10.97)	1:11.07 [1] (0:11.55)	0:59.52 [1] (0:11.89)	0:47.63 [1] (0:11.65)	0:35.98 [1] (0:11.42)	0:24.56 [2] (0:11.63)	0:12.93 [3] (0:12.93)					
Average Speed [km/h]	55.1	65.7	62.4	61.1	61.7	63.3	62.0	55.9					
Top Speed [km/h]	66.4	67.0	64.0	62.3	63.6	64.0	64.0	59.0					
Avg. Dist. to Rail [m]	7.1	1.6	1.9	1.7	1.0	0.3	0.2	0.2					
Avg. Stride Freq. [Hz]	2.3	2.3	2.2	2.2	2.3	2.3	2.3	2.2					
Avg. Stride Length [m]	6.8	8.0	7.8	7.6	7.6	7.3	7.4	7.0					





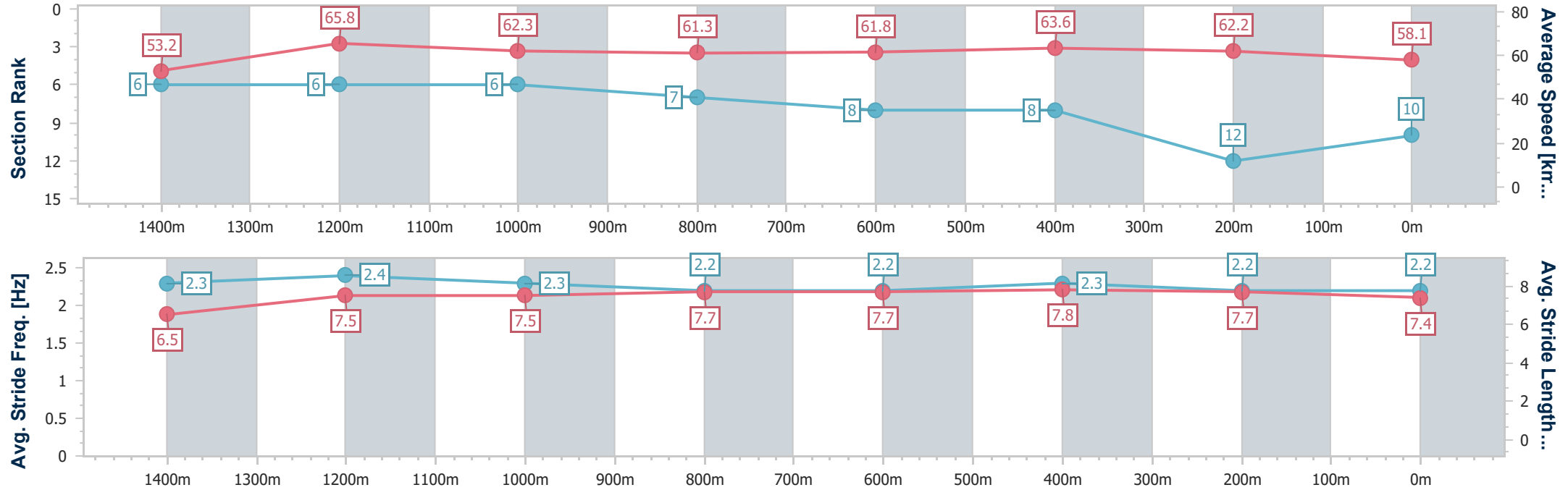
Horse/Jockey Name	Captain Fenkel
Final Rank	10
Fastest Section Time (Section)	0:10.96 (1400m)
Top Speed [km/h] (Section)	68.2 (1400m)
Race State	Finished



Eagle FarmProfessional
Race 7: TATTERSALL'S MILE - LISTED - 1600m
28 June 2025 - 15:24
Track Rating: Good 4, Weather: Overcast, Rail Position: +6m Entire



Section	Overall	1400m	1200m	1000m	800m	600m	400m	200m					
Section Times	1:35.23 [10] (0:13.58)	1:21.65 [6] (0:10.96)	1:10.69 [6] (0:11.56)	0:59.13 [6] (0:11.96)	0:47.17 [7] (0:11.75)	0:35.42 [8] (0:11.40)	0:24.02 [8] (0:11.62)	0:12.40 [12] (0:12.40)					
Average Speed [km/h]	53.2	65.8	62.3	61.3	61.8	63.6	62.2	58.1					
Top Speed [km/h]	65.5	68.2	65.0	61.9	62.7	65.0	64.6	60.5					
Avg. Dist. to Rail [m]	2.8	2.2	2.7	2.9	2.7	1.6	2.7	1.6					
Avg. Stride Freq. [Hz]	2.3	2.4	2.3	2.2	2.2	2.3	2.2	2.2					
Avg. Stride Length [m]	6.5	7.5	7.5	7.7	7.7	7.8	7.7	7.4					





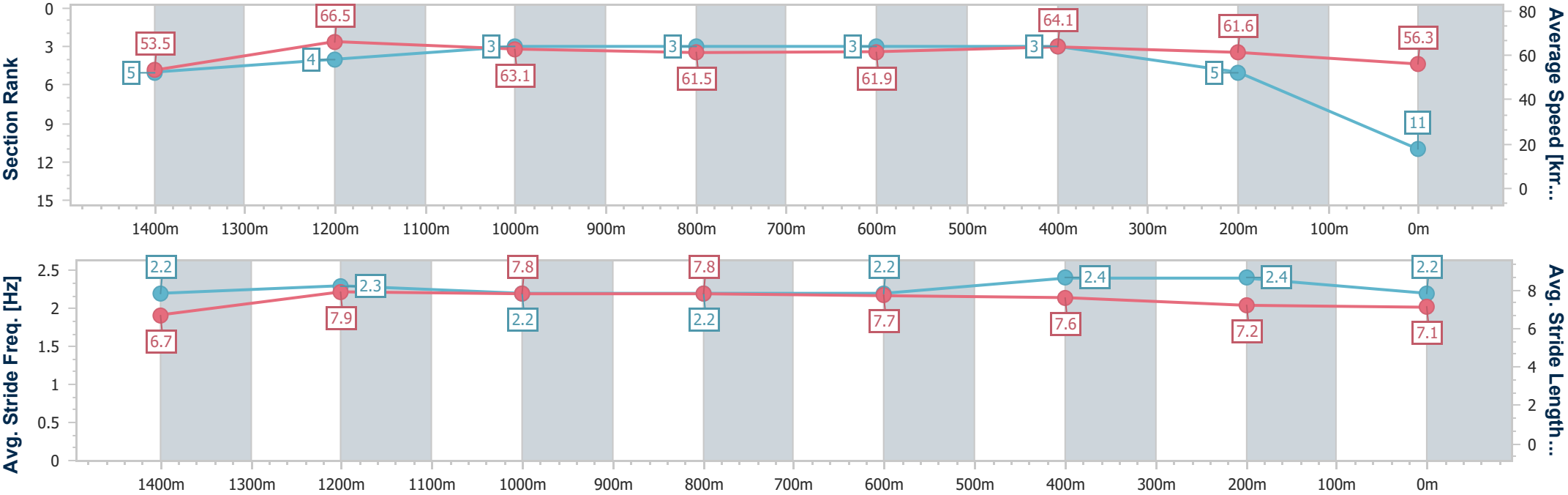
Horse/Jockey Name	Cranky Harry
Final Rank	11
Fastest Section Time (Section)	0:10.86 (1400m)
Top Speed [km/h] (Section)	68.7 (1400m)
Race State	Finished



Eagle FarmProfessional
Race 7: TATTERSALL'S MILE - LISTED - 1600m
28 June 2025 - 15:24
Track Rating: Good 4, Weather: Overcast, Rail Position: +6m Entire



Section	Overall	1400m	1200m	1000m	800m	600m	400m	200m					
Section Times	1:35.28 [11] (0:13.53)	1:21.75 [5] (0:10.86)	1:10.89 [4] (0:11.43)	0:59.46 [3] (0:11.96)	0:47.50 [3] (0:11.70)	0:35.80 [3] (0:11.36)	0:24.44 [3] (0:11.65)	0:12.79 [5] (0:12.79)					
Average Speed [km/h]	53.5	66.5	63.1	61.5	61.9	64.1	61.6	56.3					
Top Speed [km/h]	66.5	68.7	64.7	61.7	63.2	65.7	64.9	58.7					
Avg. Dist. to Rail [m]	6.8	4.0	4.4	3.6	2.4	1.3	2.9	2.8					
Avg. Stride Freq. [Hz]	2.2	2.3	2.2	2.2	2.2	2.4	2.4	2.2					
Avg. Stride Length [m]	6.7	7.9	7.8	7.8	7.7	7.6	7.2	7.1					





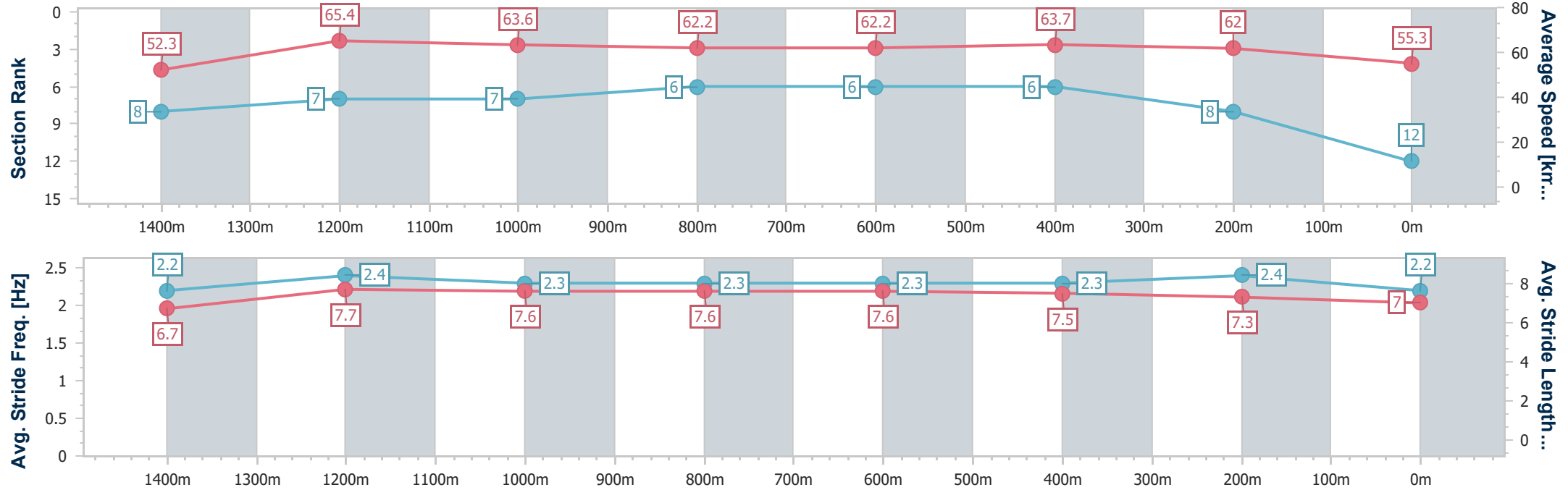
Horse/Jockey Name	Queen Of Dragons
Final Rank	12
Fastest Section Time (Section)	0:11.06 (1400m)
Top Speed [km/h] (Section)	66.0 (1400m)
Race State	Finished



Eagle FarmProfessional
Race 7: TATTERSALL'S MILE - LISTED - 1600m
28 June 2025 - 15:24
Track Rating: Good 4, Weather: Overcast, Rail Position: +6m Entire



Section	Overall	1400m	1200m	1000m	800m	600m	400m	200m					
Section Times	1:35.69 [12] (0:13.80)	1:21.89 [8] (0:11.06)	1:10.83 [7] (0:11.38)	0:59.45 [7] (0:11.74)	0:47.71 [6] (0:11.70)	0:36.01 [6] (0:11.39)	0:24.62 [6] (0:11.58)	0:13.04 [8] (0:13.04)					
Average Speed [km/h]	52.3	65.4	63.6	62.2	62.2	63.7	62.0	55.3					
Top Speed [km/h]	65.2	66.0	65.4	63.1	63.3	64.3	64.2	59.3					
Avg. Dist. to Rail [m]	7.9	3.9	4.0	3.5	2.2	1.3	3.3	4.0					
Avg. Stride Freq. [Hz]	2.2	2.4	2.3	2.3	2.3	2.3	2.4	2.2					
Avg. Stride Length [m]	6.7	7.7	7.6	7.6	7.6	7.5	7.3	7.0					





Eagle Farm Professional

Race 8: TATTERSALL'S TIARA - GROUP 1 - 1400m

28 June 2025 - 16:00



BRISBANE
RACING CLUB

Track Rating: Good 4, Weather: Overcast, Rail Position: +6m Entire

Section						Overall	1200m	1000m	800m	600m	400m	Last 600m	
Field Times						1:21.81 (0:13.25)	1:08.56 (0:10.65)	0:57.91 (0:11.20)	0:46.71 (0:11.49)	0:35.22 (0:11.79)	0:23.43 (0:11.35)	0:35.22	
Rank	TAB	Horse/Jockey	Barrier	Top Speed [km/h]	Fastest Section								Distance Travelled [m]
1	13	TASHI	9	66.9	0:10.99	1:21.81 [1]	1:08.07 [6]	0:57.08 [7]	0:45.78 [6]	0:34.35 [6]	0:23.06 [6]	0:34.35	
		Tom Sherry		1200m	1200m	(0:13.74)	(0:10.99)	(0:11.30)	(0:11.43)	(0:11.29)	(0:11.08)		
2	8	ABOUNDING	4	67.5	0:10.93	1:22.14 [2]	1:08.58 [5]	0:57.65 [5]	0:46.38 [5]	0:35.02 [5]	0:23.60 [4]	0:35.02 -3	
		Jake Bayliss		1200m	1200m	(0:13.56)	(0:10.93)	(0:11.27)	(0:11.36)	(0:11.42)	(0:11.19)		
3	4	OLENTIA	6	70.0	0:10.73	1:22.21 [3]	1:08.23 [11]	0:57.50 [6]	0:46.14 [7]	0:34.61 [11]	0:23.27 [10]	0:34.61 +4	
		Damien Thornton		1200m	1200m	(0:13.98)	(0:10.73)	(0:11.36)	(0:11.53)	(0:11.34)	(0:11.25)		
4	18	EXOTIQUE MISS	2	67.2	0:10.97	1:22.24 [4]	1:08.88 [2]	0:57.91 [4]	0:46.62 [4]	0:35.18 [4]	0:23.66 [5]	0:35.18 -6	
		Rachel King		Overall	1200m	(0:13.36)	(0:10.97)	(0:11.29)	(0:11.44)	(0:11.52)	(0:11.49)		
5	10	FLOOZIE	7	69.5	0:10.68	1:22.28 [5]	1:08.92 [3]	0:58.24 [2]	0:47.00 [2]	0:35.50 [2]	0:23.90 [1]	0:35.50 -1	
		Angela Jones		1200m	1200m	(0:13.36)	(0:10.68)	(0:11.24)	(0:11.50)	(0:11.60)	(0:11.36)		
6	11	INFANCY	16	67.7	0:10.97	1:22.37 [6]	1:08.19 [14]	0:56.90 [16]	0:45.61 [17]	0:34.32 [17]	0:23.09 [15]	0:34.32 -2	
		Jason Collett		400m	400m	(0:14.18)	(0:11.29)	(0:11.29)	(0:11.29)	(0:11.23)	(0:10.97)		
7	5	FIRESTORM	14	66.1	0:11.09	1:22.37 [7]	1:08.25 [13]	0:57.16 [14]	0:45.79 [15]	0:34.47 [16]	0:23.22 [14]	0:34.47 +1	
		James McDonald		1200m	1200m	(0:14.12)	(0:11.09)	(0:11.37)	(0:11.32)	(0:11.25)	(0:11.11)		
8	7	BUBBA'S BAY	11	68.8	0:10.75	1:22.66 [8]	1:09.12 [4]	0:58.37 [3]	0:47.07 [3]	0:35.65 [3]	0:24.21 [2]	0:35.65 +0	
		Andrew Mallyon		1200m	1200m	(0:13.54)	(0:10.75)	(0:11.30)	(0:11.42)	(0:11.44)	(0:11.47)		
9	15	COCO JAMBOO	17	66.6	0:11.07	1:22.70 [9]	1:08.34 [17]	0:57.08 [17]	0:46.01 [16]	0:34.81 [15]	0:23.36 [16]	0:34.81 +2	
		Chad Schofield		1000m	1000m	(0:14.36)	(0:11.26)	(0:11.07)	(0:11.20)	(0:11.45)	(0:11.20)		
10	17	EL MORZILLO	8	67.1	0:11.08	1:22.71 [10]	1:08.65 [12]	0:57.57 [13]	0:46.21 [13]	0:35.13 [10]	0:23.81 [9]	0:35.13 -7	
		Tommy Berry		1200m	1200m	(0:14.06)	(0:11.08)	(0:11.36)	(0:11.08)	(0:11.32)	(0:11.33)		

Scratched: Appin Girl (#19), Queen Of Dragons (#21), Adiella (#12), Just Feelin' Lucky (#20), Gumdrops (#22)

Report Created: Sat 28 June 2025 16:51 GMT+10 (Note: Timing is based on position data)

Page 1/21

[] Ranking at each section and finish
-:-:- No data available at this section
NA No data available

SCN Saddle cloth number
DNF Did not finish
DNT Did not track

data processed by  TRIPLES DATA



Eagle Farm Professional

Race 8: TATTERSALL'S TIARA - GROUP 1 - 1400m

28 June 2025 - 16:00



BRISBANE
RACING CLUB

Track Rating: Good 4, Weather: Overcast, Rail Position: +6m Entire

Section						Overall	1200m	1000m	800m	600m	400m	Last 600m		
Field Times						1:21.81 (0:13.25)	1:08.56 (0:10.65)	0:57.91 (0:11.20)	0:46.71 (0:11.49)	0:35.22 (0:11.79)	0:23.43 (0:11.35)	0:35.22		
Rank	TAB	Horse/Jockey	Barrier	Top Speed [km/h]	Fastest Section									Distance Travelled [m]
11	1	SEMANA	12	66.9	0:10.99	1:22.74 [11]	1:08.51 [15]	0:57.52 [15]	0:46.22 [14]	0:34.97 [12]	0:23.75 [11]	0:34.97	-4	
		Robbie Dolan		1200m	1200m	(0:14.23)	(0:10.99)	(0:11.30)	(0:11.25)	(0:11.22)	(0:11.25)			
12	9	COCO SUN	3	68.0	0:10.92	1:23.03 [12]	1:09.15 [8]	0:58.23 [8]	0:46.96 [8]	0:35.52 [7]	0:24.22 [8]	0:35.52	-9	
		Billy Egan		1200m	1200m	(0:13.88)	(0:10.92)	(0:11.27)	(0:11.44)	(0:11.30)	(0:11.64)			
13	3	KONASANA	1	68.5	0:11.07	1:23.03 [13]	1:09.21 [7]	0:58.14 [10]	0:46.86 [10]	0:35.49 [9]	0:24.24 [7]	0:35.49	-17	
		Regan Bayliss		200m	1200m	(0:13.82)	(0:11.07)	(0:11.28)	(0:11.37)	(0:11.25)	(0:11.81)			
14	14	ZASZOU	13	68.7	0:10.81	1:23.98 [14]	1:09.73 [16]	0:58.92 [12]	0:47.54 [11]	0:36.19 [13]	0:24.93 [12]	0:36.19	-2	
		Ryan Maloney		1200m	1200m	(0:14.25)	(0:10.81)	(0:11.38)	(0:11.35)	(0:11.26)	(0:11.48)			
15	16	ARCTIC GLAMOUR	10	66.4	0:11.08	1:23.99 [15]	1:10.06 [9]	0:58.98 [11]	0:47.52 [12]	0:36.16 [14]	0:24.60 [17]	0:36.16	+6	
		Kerrin McEvoy		1200m	1200m	(0:13.93)	(0:11.08)	(0:11.46)	(0:11.36)	(0:11.56)	(0:11.38)			
16	6	COEUR VOLANTE	15	69.1	0:10.88	1:24.63 [16]	1:10.68 [10]	0:59.80 [9]	0:48.50 [9]	0:37.12 [8]	0:25.51 [13]	0:37.12	+1	
		Jordan Childs		1200m	1200m	(0:13.95)	(0:10.88)	(0:11.30)	(0:11.38)	(0:11.61)	(0:11.70)			
17	2	GRINZINGER BELLE	5	69.9	0:10.65	1:25.22 [17]	1:11.97 [1]	1:01.32 [1]	0:50.12 [1]	0:38.63 [1]	0:26.71 [3]	0:38.63	+0	
		Tim Clark		1200m	1200m	(0:13.25)	(0:10.65)	(0:11.20)	(0:11.49)	(0:11.92)	(0:12.19)			

Scratched: Appin Girl (#19), Queen Of Dragons (#21), Adiella (#12), Just Feelin' Lucky (#20), Gumdrops (#22)



Eagle Farm Professional

Race 8: TATTERSALL'S TIARA - GROUP 1 - 1400m

28 June 2025 - 16:00



BRISBANE
RACING CLUB

Track Rating: Good 4, Weather: Overcast, Rail Position: +6m Entire

Section Field Times				200m 0:12.08 (0:12.08)				Last 600m 0:35.22	
Rank	TAB	Horse/Jockey	Barrier	Top Speed [km/h]	Fastest Section	Margin		Distance Travelled [m]	
1	13	TASHI	9	66.9	0:10.99	0:11.98 [3]	1:21.81	0:34.35	
		Tom Sherry		1200m	1200m	(0:11.98)			
2	8	ABOUNDING	4	67.5	0:10.93	0:12.41 [1]	1.94L	0:35.02	-3
		Jake Bayliss		1200m	1200m	(0:12.41)			
3	4	OLENTIA	6	70.0	0:10.73	0:12.02 [6]	2.36L	0:34.61	+4
		Damien Thornton		1200m	1200m	(0:12.02)			
4	18	EXOTIQUE MISS	2	67.2	0:10.97	0:12.17 [5]	2.56L	0:35.18	-6
		Rachel King		Overall	1200m	(0:12.17)			
5	10	FLOOZIE	7	69.5	0:10.68	0:12.54 [2]	2.77L	0:35.50	-1
		Angela Jones		1200m	1200m	(0:12.54)			
6	11	INFANCY	16	67.7	0:10.97	0:12.12 [9]	3.31L	0:34.32	-2
		Jason Collett		400m	400m	(0:12.12)			
7	5	FIRESTORM	14	66.1	0:11.09	0:12.11 [10]	3.34L	0:34.47	+1
		James McDonald		1200m	1200m	(0:12.11)			
8	7	BUBBA'S BAY	11	68.8	0:10.75	0:12.74 [4]	5.01L	0:35.65	+0
		Andrew Mallyon		1200m	1200m	(0:12.74)			
9	15	COCO JAMBOO	17	66.6	0:11.07	0:12.16 [13]	5.28L	0:34.81	+2
		Chad Schofield		1000m	1000m	(0:12.16)			
10	17	EL MORZILLO	8	67.1	0:11.08	0:12.48 [7]	5.35L	0:35.13	-7
		Tommy Berry		1200m	1200m	(0:12.48)			

Scratched: Appin Girl (#19), Queen Of Dragons (#21), Adiella (#12), Just Feelin' Lucky (#20), Gumdrops (#22)

Report Created: Sat 28 June 2025 16:51 GMT+10 (Note: Timing is based on position data)

Page 3/21

[] Ranking at each section and finish
-:-:- No data available at this section
NA No data available

SCN Saddle cloth number
DNF Did not finish
DNT Did not track

data processed by  TRIPLESDATA



Eagle Farm Professional

Race 8: TATTERSALL'S TIARA - GROUP 1 - 1400m

28 June 2025 - 16:00



BRISBANE
RACING CLUB

Track Rating: Good 4, Weather: Overcast, Rail Position: +6m Entire

Section		200m					Last 600m		
Field Times		0:12.08 (0:12.08)					0:35.22		
Rank	TAB	Horse/Jockey	Barrier	Top Speed [km/h]	Fastest Section	Margin		Distance Travelled [m]	
11	1	SEMANA	12	66.9	0:10.99	0:12.50 [8]	5.47L	0:34.97	-4
		Robbie Dolan		1200m	1200m	(0:12.50)			
12	9	COCO SUN	3	68.0	0:10.92	0:12.58 [11]	7.19L	0:35.52	-9
		Billy Egan		1200m	1200m	(0:12.58)			
13	3	KONASANA	1	68.5	0:11.07	0:12.43 [14]	7.2L	0:35.49	-17
		Regan Bayliss		200m	1200m	(0:12.43)			
14	14	ZASZOU	13	68.7	0:10.81	0:13.45 [12]	12.82L	0:36.19	-2
		Ryan Maloney		1200m	1200m	(0:13.45)			
15	16	ARCTIC GLAMOUR	10	66.4	0:11.08	0:13.22 [16]	12.88L	0:36.16	+6
		Kerrin McEvoy		1200m	1200m	(0:13.22)			
16	6	COEUR VOLANTE	15	69.1	0:10.88	0:13.81 [17]	16.59L	0:37.12	+1
		Jordan Childs		1200m	1200m	(0:13.81)			
17	2	GRINZINGER BELLE	5	69.9	0:10.65	0:14.52 [15]	20.09L	0:38.63	+0
		Tim Clark		1200m	1200m	(0:14.52)			

Scratched: Appin Girl (#19), Queen Of Dragons (#21), Adiella (#12), Just Feelin' Lucky (#20), Gumdrops (#22)



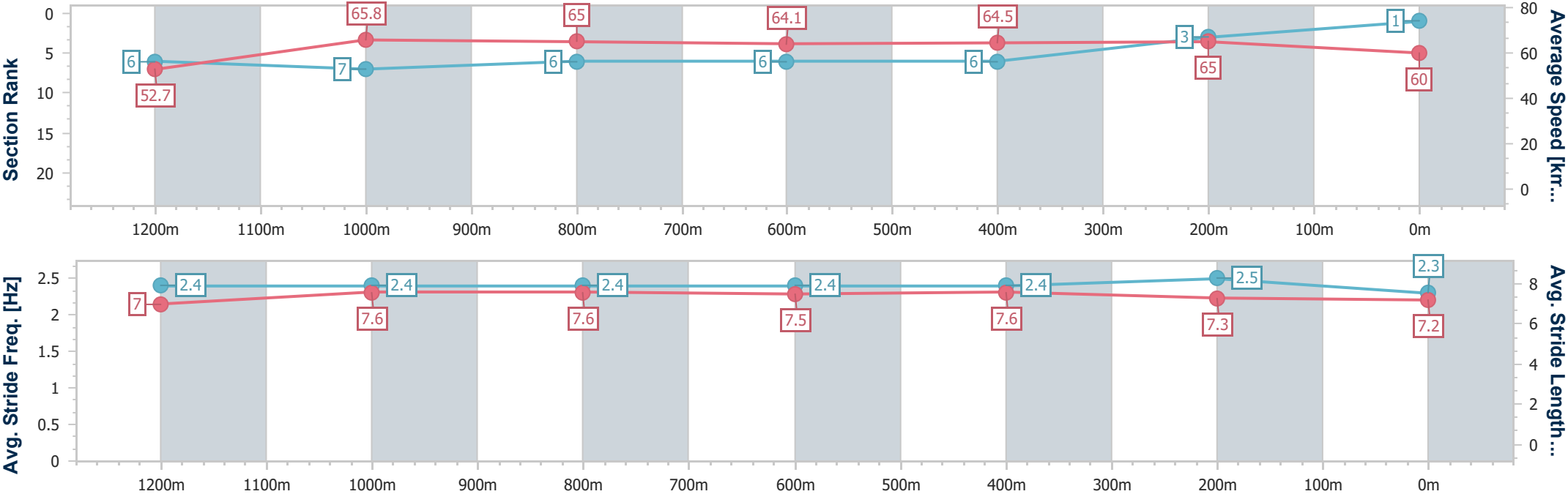
Horse/Jockey Name	Tashi
Final Rank	1
Fastest Section Time (Section)	0:10.99 (1200m)
Top Speed [km/h] (Section)	66.9 (1200m)
Race State	Finished



Eagle FarmProfessional
Race 8: TATTERSALL'S TIARA - GROUP 1 - 1400m
28 June 2025 - 16:00
Track Rating: Good 4, Weather: Overcast, Rail Position: +6m Entire



Section	Overall	1200m	1000m	800m	600m	400m	200m						
Section Times	1:21.81 [1] (0:13.74)	1:08.07 [6] (0:10.99)	0:57.08 [7] (0:11.30)	0:45.78 [6] (0:11.43)	0:34.35 [6] (0:11.29)	0:23.06 [6] (0:11.08)	0:11.98 [3] (0:11.98)						
Average Speed [km/h]	52.7	65.8	65.0	64.1	64.5	65.0	60.0						
Top Speed [km/h]	66.0	66.9	65.8	65.8	65.7	66.6	62.8						
Avg. Dist. to Rail [m]	6.3	2.5	4.3	4.7	2.1	1.7	0.9						
Avg. Stride Freq. [Hz]	2.4	2.4	2.4	2.4	2.4	2.5	2.3						
Avg. Stride Length [m]	7.0	7.6	7.6	7.5	7.6	7.3	7.2						





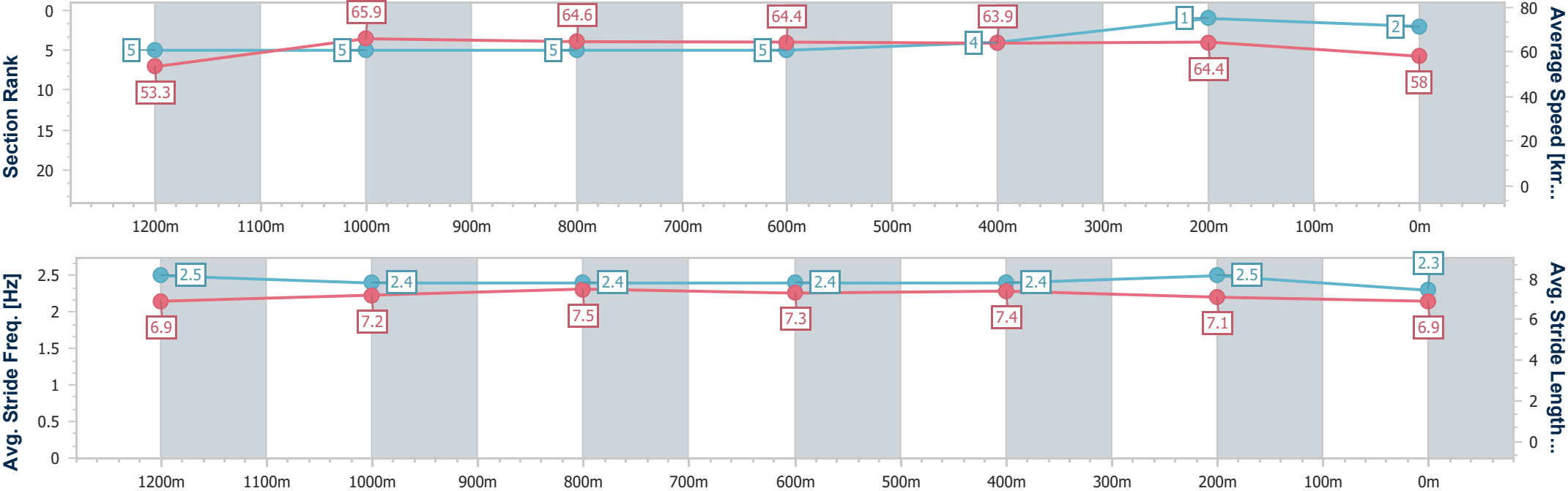
Horse/Jockey Name	Abounding
Final Rank	2
Fastest Section Time (Section)	0:10.93 (1200m)
Top Speed [km/h] (Section)	67.5 (1200m)
Race State	Finished



Eagle Farm Professional
Race 8: TATTERSALL'S TIARA - GROUP 1 - 1400m
28 June 2025 - 16:00
Track Rating: Good 4, Weather: Overcast, Rail Position: +6m Entire



Section	Overall	1200m	1000m	800m	600m	400m	200m						
Section Times	1:22.14 [2] (0:13.56)	1:08.58 [5] (0:10.93)	0:57.65 [5] (0:11.27)	0:46.38 [5] (0:11.36)	0:35.02 [5] (0:11.42)	0:23.60 [4] (0:11.19)	0:12.41 [1] (0:12.41)						
Average Speed [km/h]	53.3	65.9	64.6	64.4	63.9	64.4	58.0						
Top Speed [km/h]	67.3	67.5	65.1	65.3	65.3	65.5	62.2						
Avg. Dist. to Rail [m]	4.0	2.0	2.3	3.5	3.0	3.1	1.1						
Avg. Stride Freq. [Hz]	2.5	2.4	2.4	2.4	2.4	2.5	2.3						
Avg. Stride Length [m]	6.9	7.2	7.5	7.3	7.4	7.1	6.9						





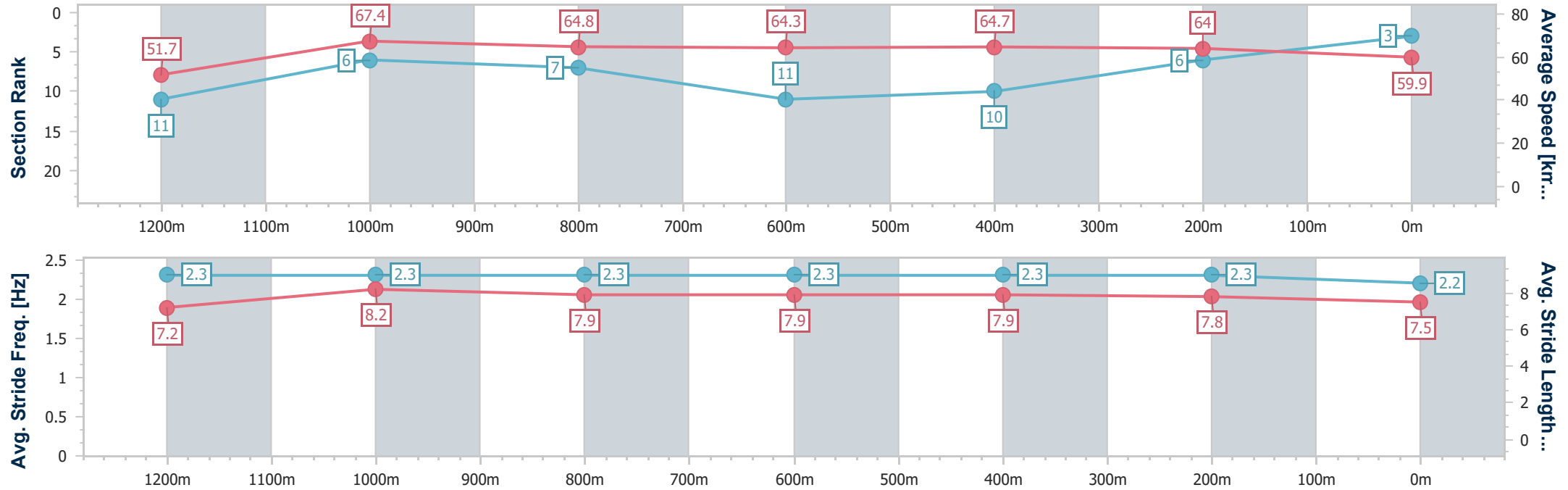
Horse/Jockey Name	Olenia
Final Rank	3
Fastest Section Time (Section)	0:10.73 (1200m)
Top Speed [km/h] (Section)	70.0 (1200m)
Race State	Finished



Eagle Farm Professional
Race 8: TATTERSALL'S TIARA - GROUP 1 - 1400m
28 June 2025 - 16:00
Track Rating: Good 4, Weather: Overcast, Rail Position: +6m Entire



Section	Overall	1200m	1000m	800m	600m	400m	200m						
Section Times	1:22.21 [3] (0:13.98)	1:08.23 [11] (0:10.73)	0:57.50 [6] (0:11.36)	0:46.14 [7] (0:11.53)	0:34.61 [11] (0:11.34)	0:23.27 [10] (0:11.25)	0:12.02 [6] (0:12.02)						
Average Speed [km/h]	51.7	67.4	64.8	64.3	64.7	64.0	59.9						
Top Speed [km/h]	69.4	70.0	65.4	65.7	65.7	65.8	62.3						
Avg. Dist. to Rail [m]	4.4	3.0	4.9	6.1	3.6	1.3	1.3						
Avg. Stride Freq. [Hz]	2.3	2.3	2.3	2.3	2.3	2.3	2.2						
Avg. Stride Length [m]	7.2	8.2	7.9	7.9	7.9	7.8	7.5						





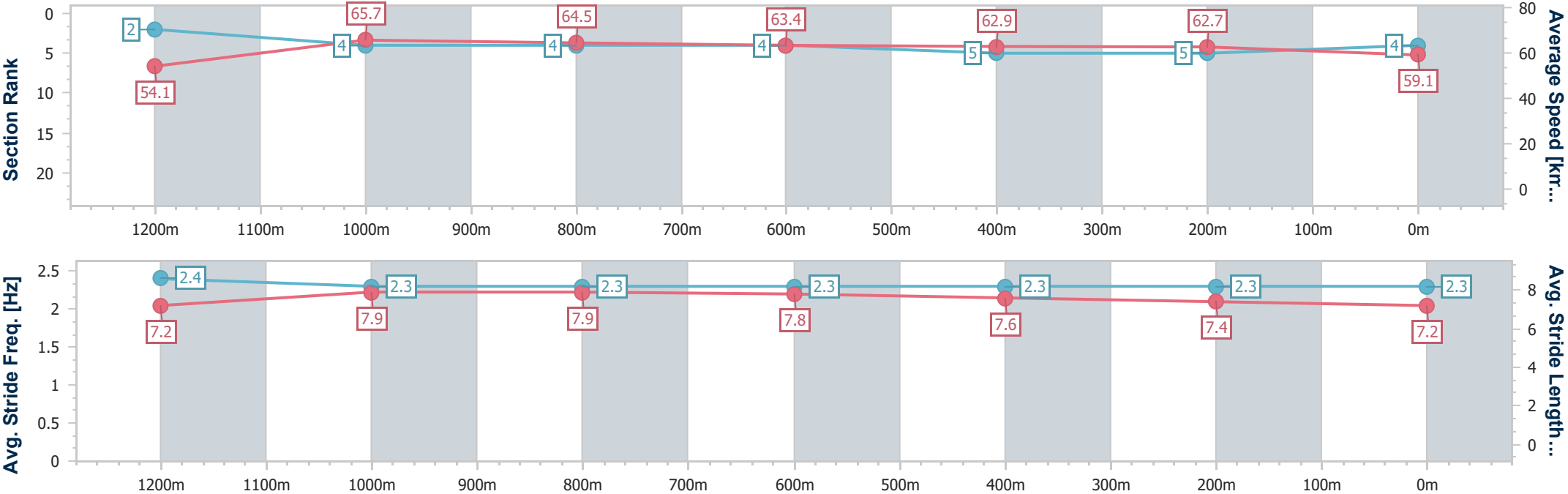
Horse/Jockey Name	Exotique Miss
Final Rank	4
Fastest Section Time (Section)	0:10.97 (1200m)
Top Speed [km/h] (Section)	67.2 (Overall)
Race State	Finished



Eagle Farm Professional
Race 8: TATTERSALL'S TIARA - GROUP 1 - 1400m
28 June 2025 - 16:00
Track Rating: Good 4, Weather: Overcast, Rail Position: +6m Entire



Section	Overall	1200m	1000m	800m	600m	400m	200m						
Section Times	1:22.24 [4] (0:13.36)	1:08.88 [2] (0:10.97)	0:57.91 [4] (0:11.29)	0:46.62 [4] (0:11.44)	0:35.18 [4] (0:11.52)	0:23.66 [5] (0:11.49)	0:12.17 [5] (0:12.17)						
Average Speed [km/h]	54.1	65.7	64.5	63.4	62.9	62.7	59.1						
Top Speed [km/h]	67.2	66.9	65.0	64.7	64.6	64.0	61.6						
Avg. Dist. to Rail [m]	3.3	1.7	2.3	2.2	1.5	2.8	1.6						
Avg. Stride Freq. [Hz]	2.4	2.3	2.3	2.3	2.3	2.3	2.3						
Avg. Stride Length [m]	7.2	7.9	7.9	7.8	7.6	7.4	7.2						





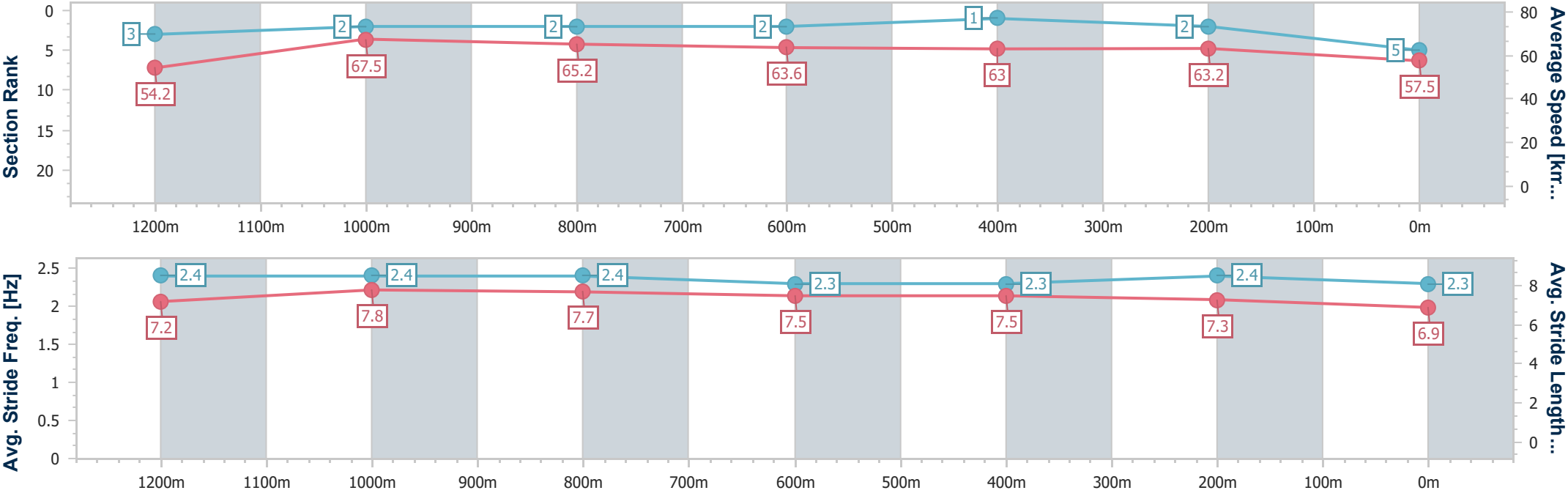
Horse/Jockey Name	Floozie
Final Rank	5
Fastest Section Time (Section)	0:10.68 (1200m)
Top Speed [km/h] (Section)	69.5 (1200m)
Race State	Finished



Eagle FarmProfessional
Race 8: TATTERSALL'S TIARA - GROUP 1 - 1400m
28 June 2025 - 16:00
Track Rating: Good 4, Weather: Overcast, Rail Position: +6m Entire



Section	Overall	1200m	1000m	800m	600m	400m	200m						
Section Times	1:22.28 [5] (0:13.36)	1:08.92 [3] (0:10.68)	0:58.24 [2] (0:11.24)	0:47.00 [2] (0:11.50)	0:35.50 [2] (0:11.60)	0:23.90 [1] (0:11.36)	0:12.54 [2] (0:12.54)						
Average Speed [km/h]	54.2	67.5	65.2	63.6	63.0	63.2	57.5						
Top Speed [km/h]	68.7	69.5	65.7	65.6	65.1	65.2	61.4						
Avg. Dist. to Rail [m]	6.1	2.9	3.2	4.1	2.5	2.8	1.4						
Avg. Stride Freq. [Hz]	2.4	2.4	2.4	2.3	2.3	2.4	2.3						
Avg. Stride Length [m]	7.2	7.8	7.7	7.5	7.5	7.3	6.9						





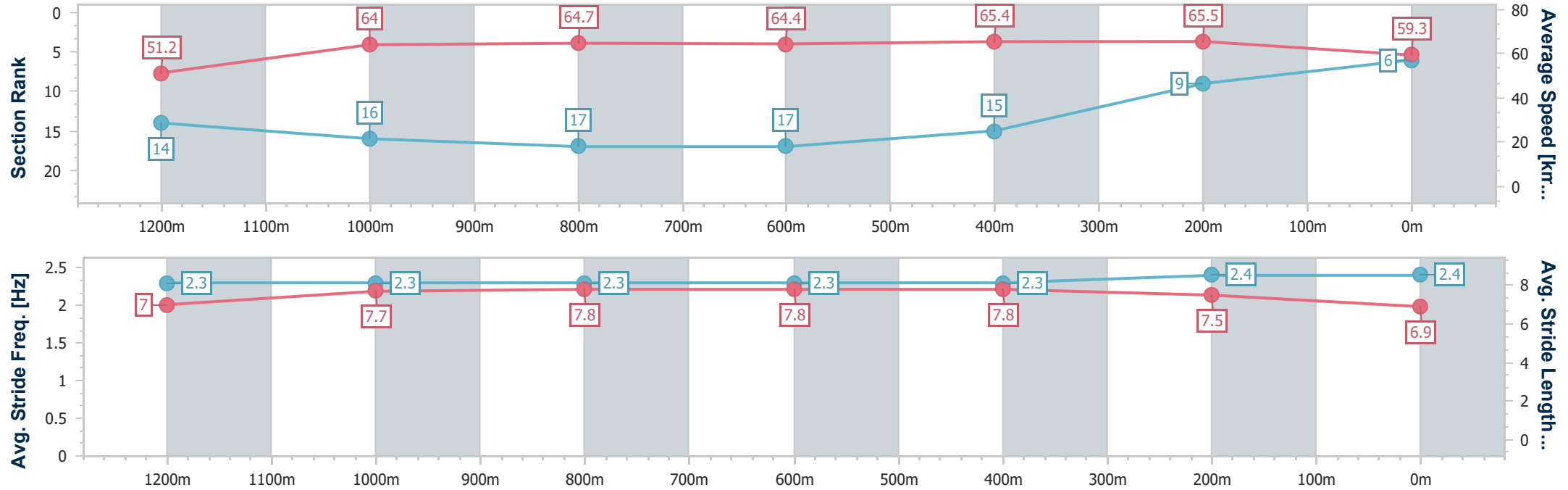
Horse/Jockey Name	Infancy
Final Rank	6
Fastest Section Time (Section)	0:10.97 (400m)
Top Speed [km/h] (Section)	67.7 (400m)
Race State	Finished



Eagle Farm Professional
Race 8: TATTERSALL'S TIARA - GROUP 1 - 1400m
28 June 2025 - 16:00
Track Rating: Good 4, Weather: Overcast, Rail Position: +6m Entire



Section	Overall	1200m	1000m	800m	600m	400m	200m						
Section Times	1:22.37 [6] (0:14.18)	1:08.19 [14] (0:11.29)	0:56.90 [16] (0:11.29)	0:45.61 [17] (0:11.29)	0:34.32 [17] (0:11.23)	0:23.09 [15] (0:10.97)	0:12.12 [9] (0:12.12)						
Average Speed [km/h]	51.2	64.0	64.7	64.4	65.4	65.5	59.3						
Top Speed [km/h]	64.2	65.1	66.0	65.9	66.9	67.7	64.0						
Avg. Dist. to Rail [m]	12.0	4.8	2.4	3.2	2.9	4.0	5.4						
Avg. Stride Freq. [Hz]	2.3	2.3	2.3	2.3	2.3	2.4	2.4						
Avg. Stride Length [m]	7.0	7.7	7.8	7.8	7.8	7.5	6.9						





Horse/Jockey Name	Firestorm
Final Rank	7
Fastest Section Time (Section)	0:11.09 (1200m)
Top Speed [km/h] (Section)	66.1 (1200m)
Race State	Finished

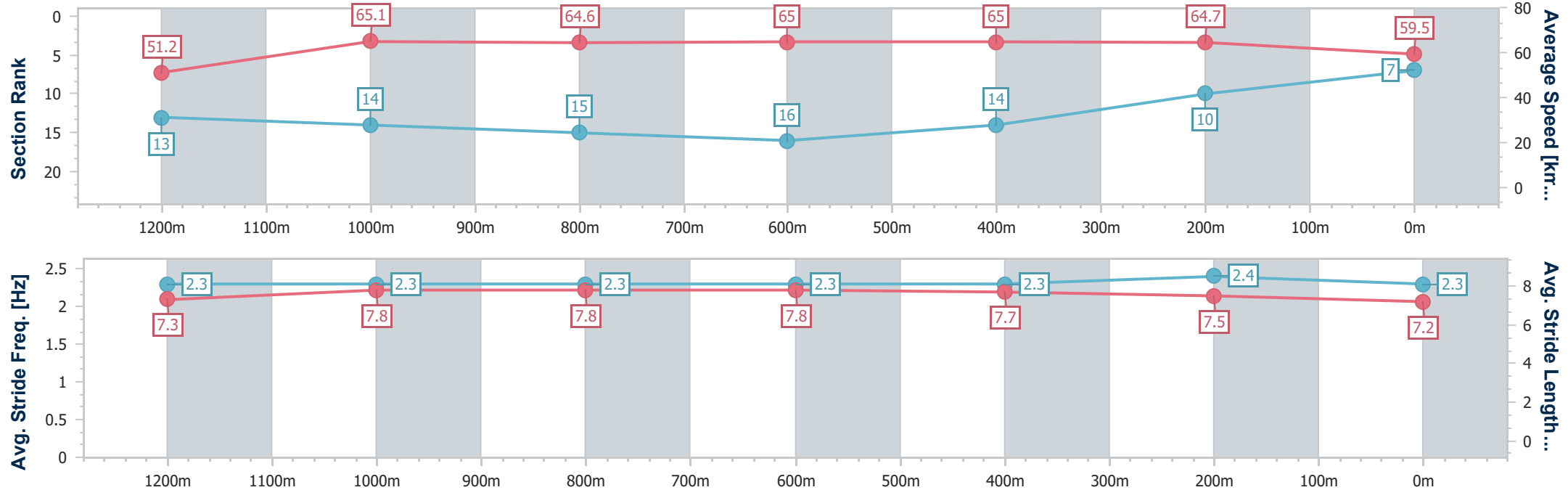


Eagle Farm Professional
Race 8: TATTERSALL'S TIARA - GROUP 1 - 1400m
28 June 2025 - 16:00
Track Rating: Good 4, Weather: Overcast, Rail Position: +6m Entire



BRISBANE
RACING CLUB

Section	Overall	1200m	1000m	800m	600m	400m	200m						
Section Times	1:22.37 [7] (0:14.12)	1:08.25 [13] (0:11.09)	0:57.16 [14] (0:11.37)	0:45.79 [15] (0:11.32)	0:34.47 [16] (0:11.25)	0:23.22 [14] (0:11.11)	0:12.11 [10] (0:12.11)						
Average Speed [km/h]	51.2	65.1	64.6	65.0	65.0	64.7	59.5						
Top Speed [km/h]	64.1	66.1	65.5	65.5	65.9	65.7	62.9						
Avg. Dist. to Rail [m]	9.9	4.4	4.3	4.2	2.9	6.4	9.1						
Avg. Stride Freq. [Hz]	2.3	2.3	2.3	2.3	2.3	2.4	2.3						
Avg. Stride Length [m]	7.3	7.8	7.8	7.8	7.7	7.5	7.2						





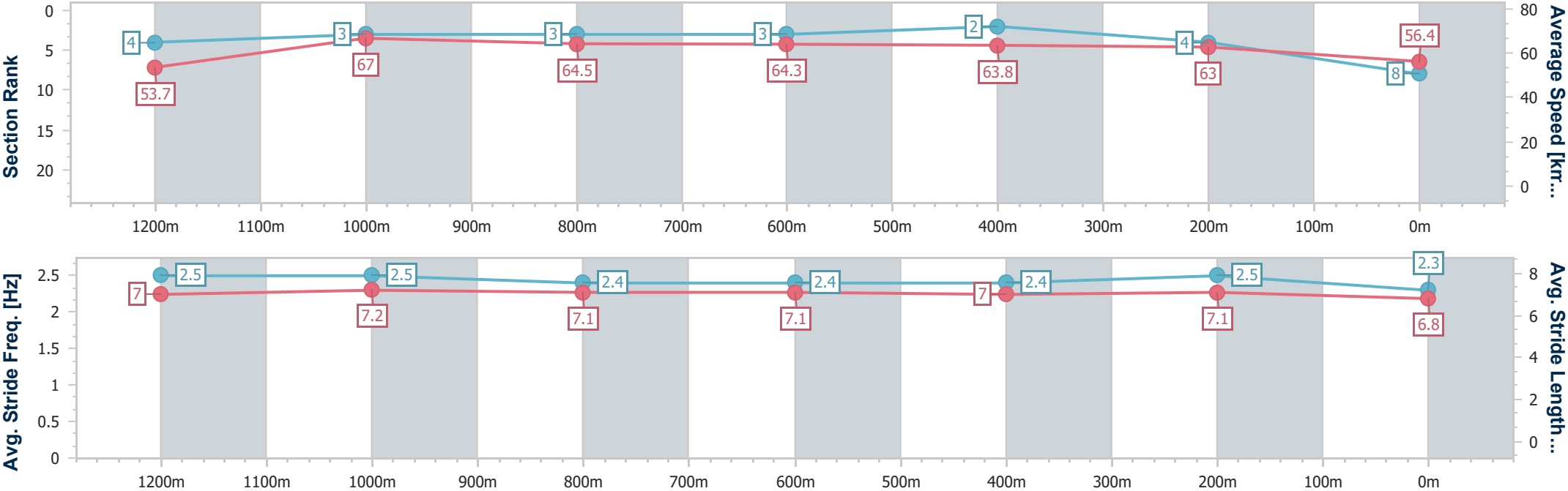
Horse/Jockey Name	Bubba's Bay
Final Rank	8
Fastest Section Time (Section)	0:10.75 (1200m)
Top Speed [km/h] (Section)	68.8 (1200m)
Race State	Finished



Eagle FarmProfessional
Race 8: TATTERSALL'S TIARA - GROUP 1 - 1400m
28 June 2025 - 16:00
Track Rating: Good 4, Weather: Overcast, Rail Position: +6m Entire



Section	Overall	1200m	1000m	800m	600m	400m	200m						
Section Times	1:22.66 [8] (0:13.54)	1:09.12 [4] (0:10.75)	0:58.37 [3] (0:11.30)	0:47.07 [3] (0:11.42)	0:35.65 [3] (0:11.44)	0:24.21 [2] (0:11.47)	0:12.74 [4] (0:12.74)						
Average Speed [km/h]	53.7	67.0	64.5	64.3	63.8	63.0	56.4						
Top Speed [km/h]	68.3	68.8	65.6	65.4	65.0	63.9	60.6						
Avg. Dist. to Rail [m]	9.2	2.6	3.2	3.6	3.8	5.4	4.1						
Avg. Stride Freq. [Hz]	2.5	2.5	2.4	2.4	2.4	2.5	2.3						
Avg. Stride Length [m]	7.0	7.2	7.1	7.1	7.0	7.1	6.8						





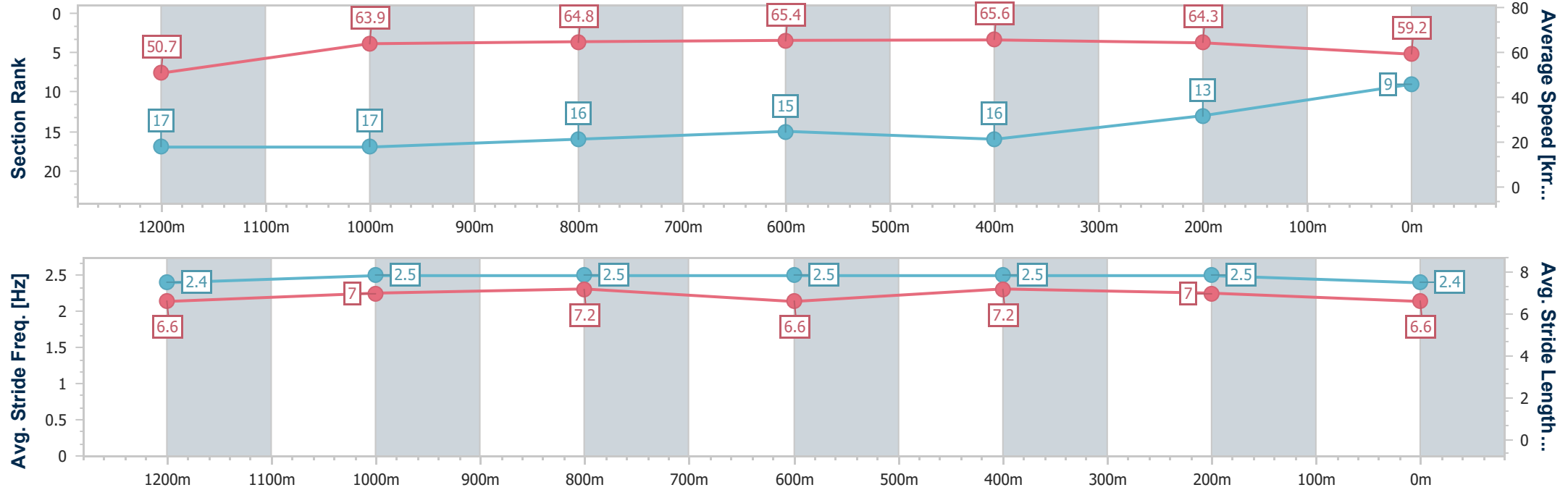
Horse/Jockey Name	Coco Jamboo
Final Rank	9
Fastest Section Time (Section)	0:11.07 (1000m)
Top Speed [km/h] (Section)	66.6 (1000m)
Race State	Finished



Eagle FarmProfessional
Race 8: TATTERSALL'S TIARA - GROUP 1 - 1400m
28 June 2025 - 16:00
Track Rating: Good 4, Weather: Overcast, Rail Position: +6m Entire



Section	Overall	1200m	1000m	800m	600m	400m	200m						
Section Times	1:22.70 [9] (0:14.36)	1:08.34 [17] (0:11.26)	0:57.08 [17] (0:11.07)	0:46.01 [16] (0:11.20)	0:34.81 [15] (0:11.45)	0:23.36 [16] (0:11.20)	0:12.16 [13] (0:12.16)						
Average Speed [km/h]	50.7	63.9	64.8	65.4	65.6	64.3	59.2						
Top Speed [km/h]	63.7	64.9	66.6	66.5	65.8	66.2	61.9						
Avg. Dist. to Rail [m]	12.0	3.5	0.6	3.7	8.4	14.2	14.5						
Avg. Stride Freq. [Hz]	2.4	2.5	2.5	2.5	2.5	2.5	2.4						
Avg. Stride Length [m]	6.6	7.0	7.2	6.6	7.2	7.0	6.6						





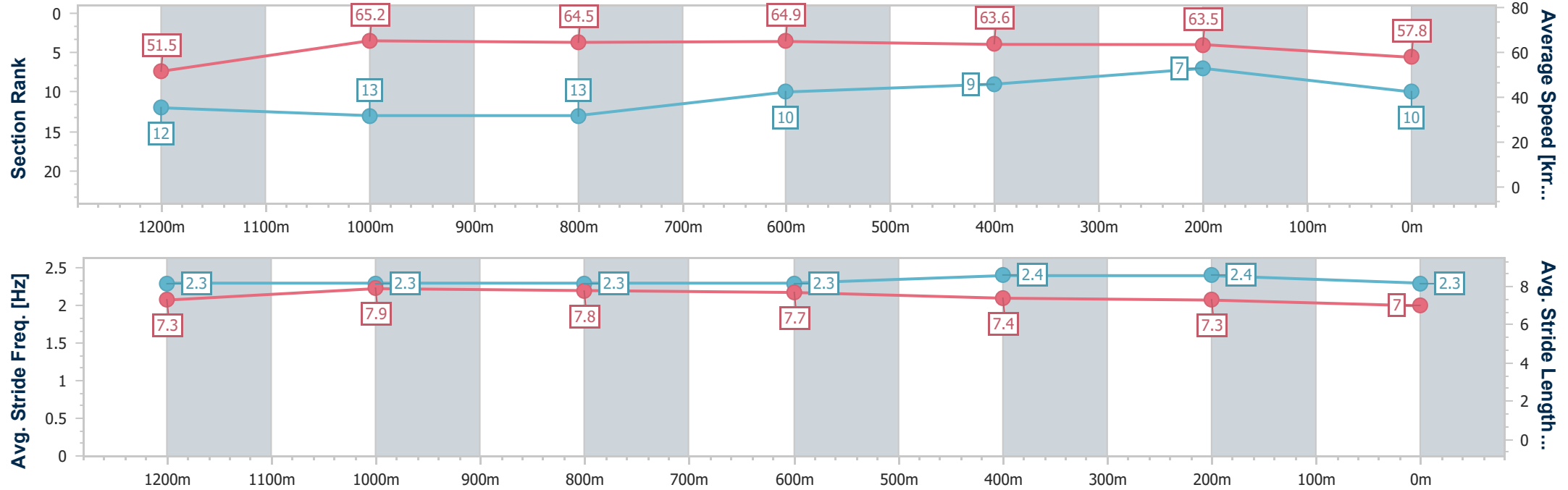
Horse/Jockey Name	El Morzillo
Final Rank	10
Fastest Section Time (Section)	0:11.08 (1200m)
Top Speed [km/h] (Section)	67.1 (1200m)
Race State	Finished



Eagle FarmProfessional
Race 8: TATTERSALL'S TIARA - GROUP 1 - 1400m
28 June 2025 - 16:00
Track Rating: Good 4, Weather: Overcast, Rail Position: +6m Entire



Section	Overall	1200m	1000m	800m	600m	400m	200m						
Section Times	1:22.71 [10] (0:14.06)	1:08.65 [12] (0:11.08)	0:57.57 [13] (0:11.36)	0:46.21 [13] (0:11.08)	0:35.13 [10] (0:11.32)	0:23.81 [9] (0:11.33)	0:12.48 [7] (0:12.48)						
Average Speed [km/h]	51.5	65.2	64.5	64.9	63.6	63.5	57.8						
Top Speed [km/h]	66.8	67.1	65.4	65.6	64.5	65.3	61.0						
Avg. Dist. to Rail [m]	5.7	5.1	3.9	0.7	1.1	5.6	8.3						
Avg. Stride Freq. [Hz]	2.3	2.3	2.3	2.3	2.4	2.4	2.3						
Avg. Stride Length [m]	7.3	7.9	7.8	7.7	7.4	7.3	7.0						



[] Ranking at each section and finish
-.-.- No data available at this section
NA No data available



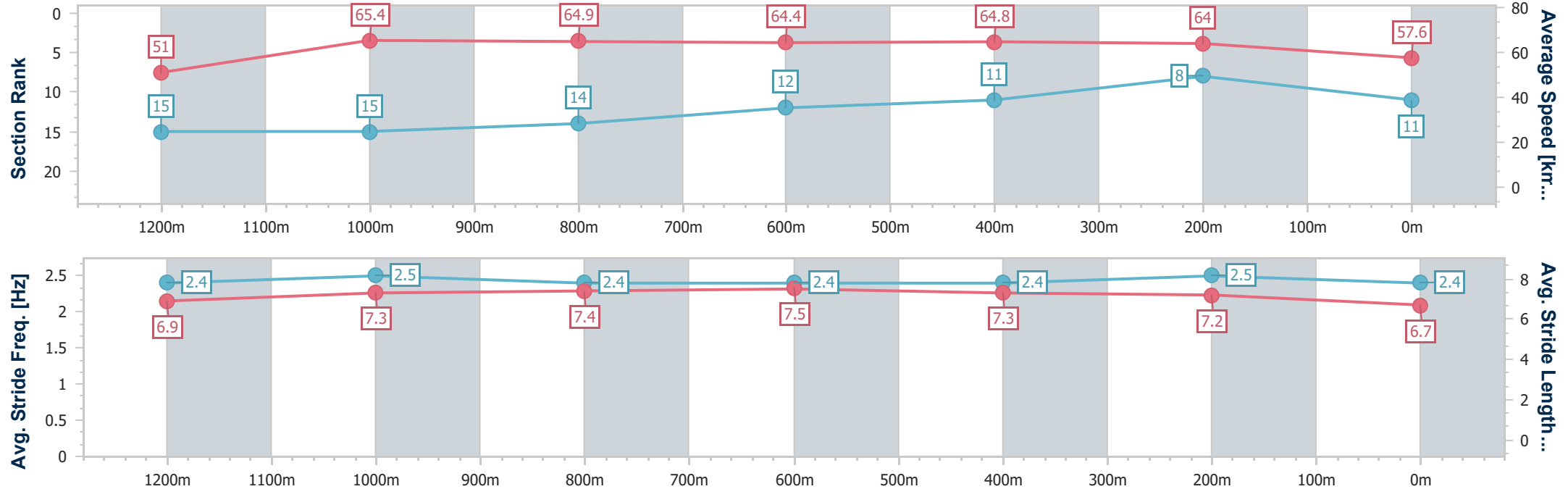
Horse/Jockey Name	Semana
Final Rank	11
Fastest Section Time (Section)	0:10.99 (1200m)
Top Speed [km/h] (Section)	66.9 (1200m)
Race State	Finished



Eagle FarmProfessional
Race 8: TATTERSALL'S TIARA - GROUP 1 - 1400m
28 June 2025 - 16:00
Track Rating: Good 4, Weather: Overcast, Rail Position: +6m Entire



Section	Overall	1200m	1000m	800m	600m	400m	200m						
Section Times	1:22.74 [11] (0:14.23)	1:08.51 [15] (0:10.99)	0:57.52 [15] (0:11.30)	0:46.22 [14] (0:11.25)	0:34.97 [12] (0:11.22)	0:23.75 [11] (0:11.25)	0:12.50 [8] (0:12.50)						
Average Speed [km/h]	51.0	65.4	64.9	64.4	64.8	64.0	57.6						
Top Speed [km/h]	64.8	66.9	66.5	65.6	66.8	66.8	61.7						
Avg. Dist. to Rail [m]	7.9	4.2	3.4	1.5	1.6	6.6	7.5						
Avg. Stride Freq. [Hz]	2.4	2.5	2.4	2.4	2.4	2.5	2.4						
Avg. Stride Length [m]	6.9	7.3	7.4	7.5	7.3	7.2	6.7						





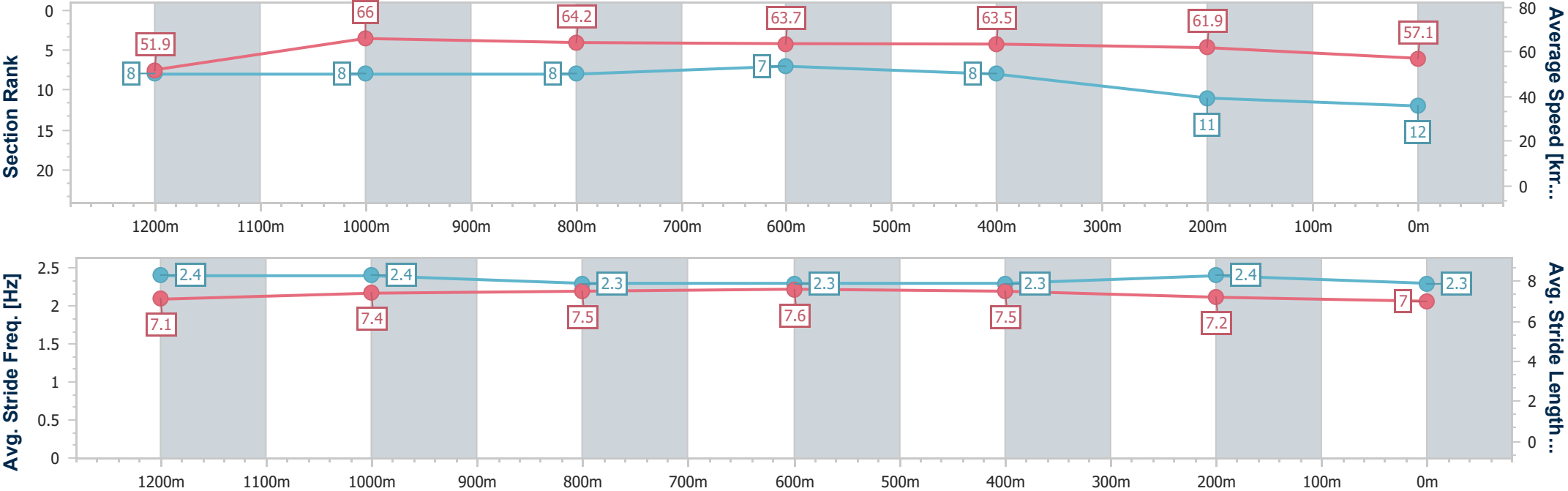
Horse/Jockey Name	Coco Sun
Final Rank	12
Fastest Section Time (Section)	0:10.92 (1200m)
Top Speed [km/h] (Section)	68.0 (1200m)
Race State	Finished



Eagle FarmProfessional
Race 8: TATTERSALL'S TIARA - GROUP 1 - 1400m
28 June 2025 - 16:00
Track Rating: Good 4, Weather: Overcast, Rail Position: +6m Entire



Section	Overall	1200m	1000m	800m	600m	400m	200m						
Section Times	1:23.03 [12] (0:13.88)	1:09.15 [8] (0:10.92)	0:58.23 [8] (0:11.27)	0:46.96 [8] (0:11.44)	0:35.52 [7] (0:11.30)	0:24.22 [8] (0:11.64)	0:12.58 [11] (0:12.58)						
Average Speed [km/h]	51.9	66.0	64.2	63.7	63.5	61.9	57.1						
Top Speed [km/h]	66.4	68.0	65.6	64.5	64.3	63.3	60.1						
Avg. Dist. to Rail [m]	2.6	1.4	1.5	1.8	0.5	1.0	2.2						
Avg. Stride Freq. [Hz]	2.4	2.4	2.3	2.3	2.3	2.4	2.3						
Avg. Stride Length [m]	7.1	7.4	7.5	7.6	7.5	7.2	7.0						





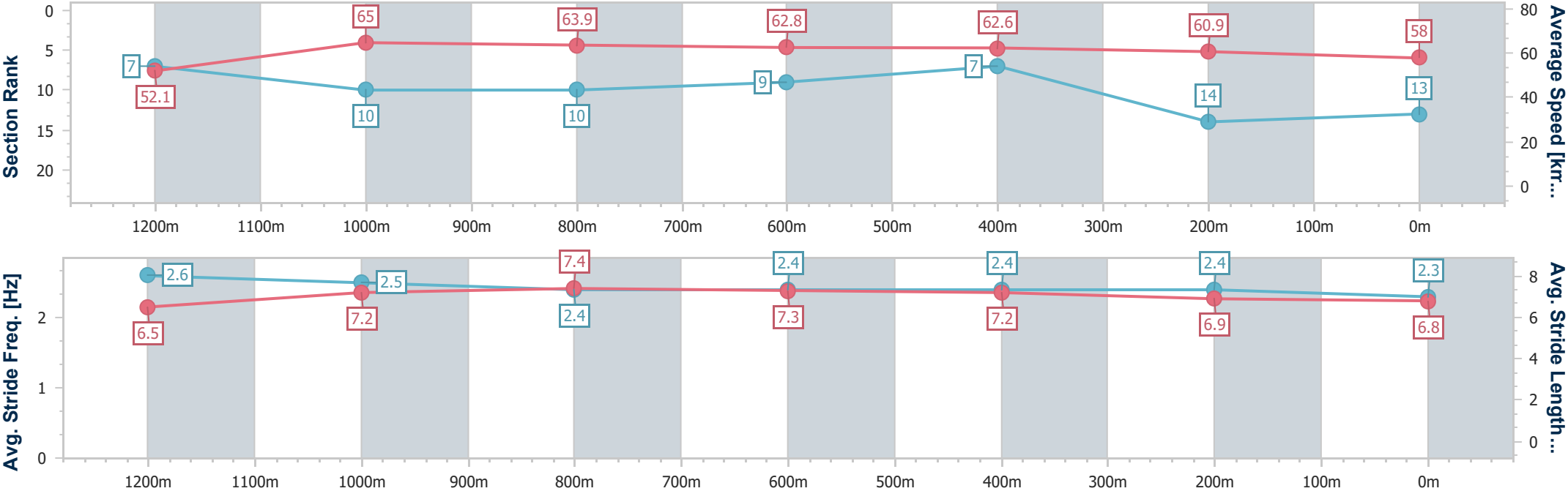
Horse/Jockey Name	Konasana
Final Rank	13
Fastest Section Time (Section)	0:11.07 (1200m)
Top Speed [km/h] (Section)	68.5 (200m)
Race State	Finished



Eagle FarmProfessional
Race 8: TATTERSALL'S TIARA - GROUP 1 - 1400m
28 June 2025 - 16:00
Track Rating: Good 4, Weather: Overcast, Rail Position: +6m Entire



Section	Overall	1200m	1000m	800m	600m	400m	200m						
Section Times	1:23.03 [13] (0:13.82)	1:09.21 [7] (0:11.07)	0:58.14 [10] (0:11.28)	0:46.86 [10] (0:11.37)	0:35.49 [9] (0:11.25)	0:24.24 [7] (0:11.81)	0:12.43 [14] (0:12.43)						
Average Speed [km/h]	52.1	65.0	63.9	62.8	62.6	60.9	58.0						
Top Speed [km/h]	65.8	67.0	64.4	64.4	63.5	61.9	68.5						
Avg. Dist. to Rail [m]	2.5	1.9	1.0	1.7	4.5	3.3	4.3						
Avg. Stride Freq. [Hz]	2.6	2.5	2.4	2.4	2.4	2.4	2.3						
Avg. Stride Length [m]	6.5	7.2	7.4	7.3	7.2	6.9	6.8						





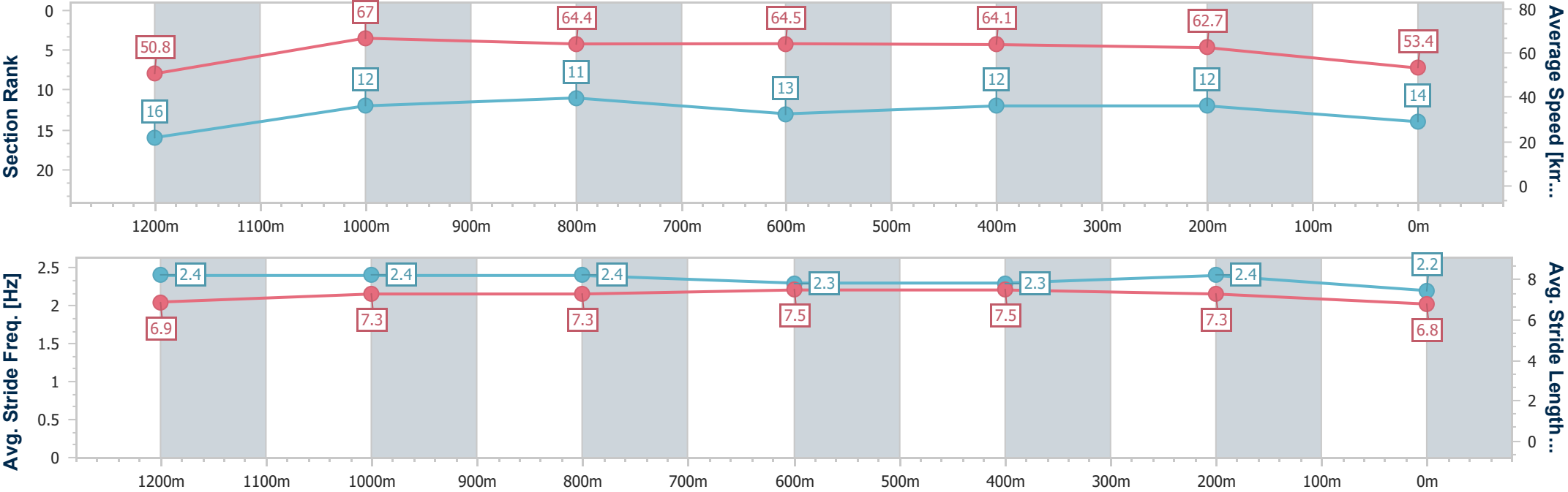
Horse/Jockey Name	Zaszou
Final Rank	14
Fastest Section Time (Section)	0:10.81 (1200m)
Top Speed [km/h] (Section)	68.7 (1200m)
Race State	Finished



Eagle FarmProfessional
Race 8: TATTERSALL'S TIARA - GROUP 1 - 1400m
28 June 2025 - 16:00
Track Rating: Good 4, Weather: Overcast, Rail Position: +6m Entire



Section	Overall	1200m	1000m	800m	600m	400m	200m						
Section Times	1:23.98 [14] (0:14.25)	1:09.73 [16] (0:10.81)	0:58.92 [12] (0:11.38)	0:47.54 [11] (0:11.35)	0:36.19 [13] (0:11.26)	0:24.93 [12] (0:11.48)	0:13.45 [12] (0:13.45)						
Average Speed [km/h]	50.8	67.0	64.4	64.5	64.1	62.7	53.4						
Top Speed [km/h]	66.9	68.7	65.9	65.8	65.7	64.9	59.9						
Avg. Dist. to Rail [m]	9.9	3.8	4.6	2.7	1.0	2.7	2.4						
Avg. Stride Freq. [Hz]	2.4	2.4	2.4	2.3	2.3	2.4	2.2						
Avg. Stride Length [m]	6.9	7.3	7.3	7.5	7.5	7.3	6.8						





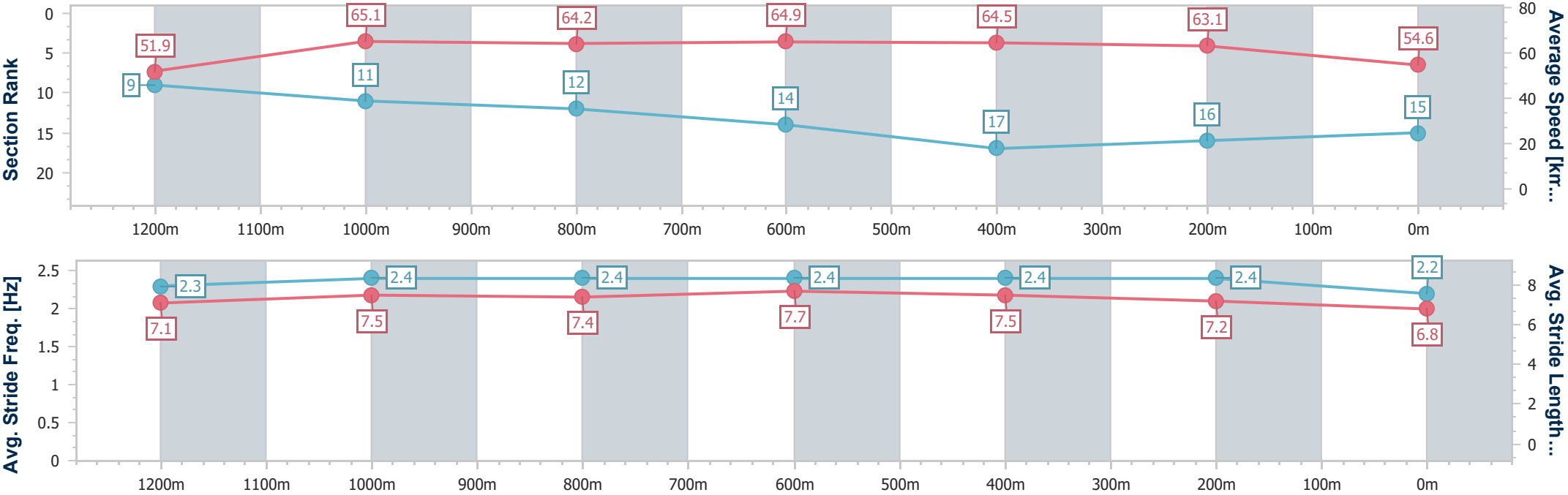
Horse/Jockey Name	Arctic Glamour
Final Rank	15
Fastest Section Time (Section)	0:11.08 (1200m)
Top Speed [km/h] (Section)	66.4 (1200m)
Race State	Finished



Eagle FarmProfessional
Race 8: TATTERSALL'S TIARA - GROUP 1 - 1400m
28 June 2025 - 16:00
Track Rating: Good 4, Weather: Overcast, Rail Position: +6m Entire



Section	Overall	1200m	1000m	800m	600m	400m	200m						
Section Times	1:23.99 [15] (0:13.93)	1:10.06 [9] (0:11.08)	0:58.98 [11] (0:11.46)	0:47.52 [12] (0:11.36)	0:36.16 [14] (0:11.56)	0:24.60 [17] (0:11.38)	0:13.22 [16] (0:13.22)						
Average Speed [km/h]	51.9	65.1	64.2	64.9	64.5	63.1	54.6						
Top Speed [km/h]	66.4	66.4	65.1	66.3	65.8	65.3	61.4						
Avg. Dist. to Rail [m]	7.5	4.3	4.5	5.0	6.8	11.2	9.5						
Avg. Stride Freq. [Hz]	2.3	2.4	2.4	2.4	2.4	2.4	2.2						
Avg. Stride Length [m]	7.1	7.5	7.4	7.7	7.5	7.2	6.8						





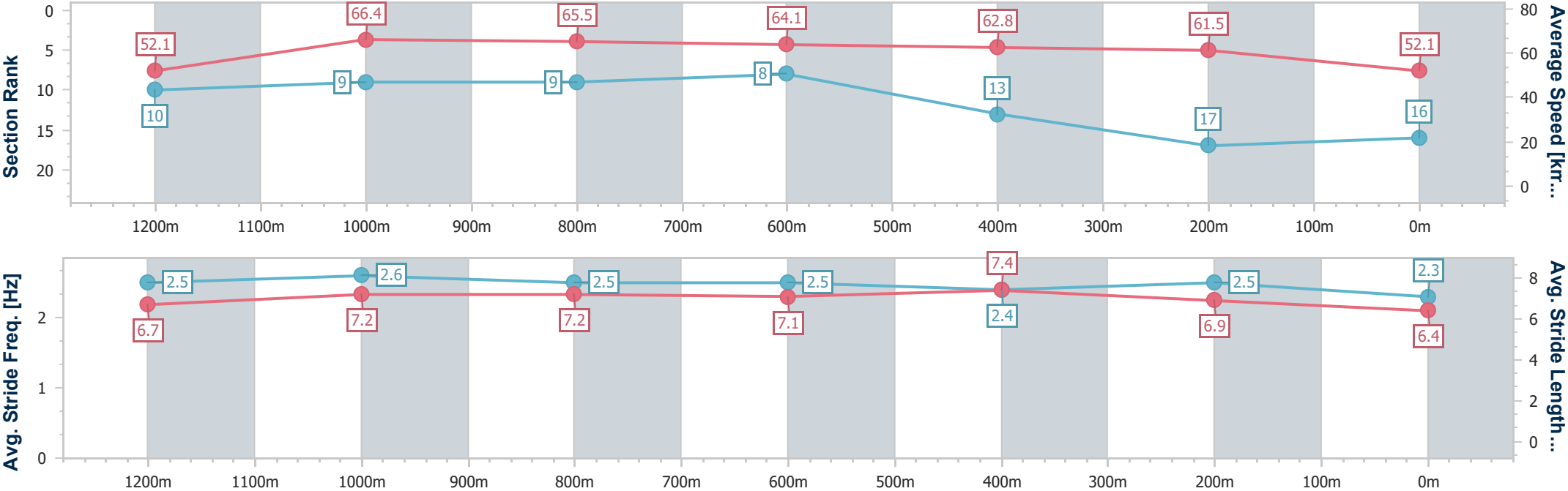
Horse/Jockey Name	Coeur Volante
Final Rank	16
Fastest Section Time (Section)	0:10.88 (1200m)
Top Speed [km/h] (Section)	69.1 (1200m)
Race State	Finished



Eagle FarmProfessional
Race 8: TATTERSALL'S TIARA - GROUP 1 - 1400m
28 June 2025 - 16:00
Track Rating: Good 4, Weather: Overcast, Rail Position: +6m Entire



Section	Overall	1200m	1000m	800m	600m	400m	200m						
Section Times	1:24.63 [16] (0:13.95)	1:10.68 [10] (0:10.88)	0:59.80 [9] (0:11.30)	0:48.50 [9] (0:11.38)	0:37.12 [8] (0:11.61)	0:25.51 [13] (0:11.70)	0:13.81 [17] (0:13.81)						
Average Speed [km/h]	52.1	66.4	65.5	64.1	62.8	61.5	52.1						
Top Speed [km/h]	65.7	69.1	67.1	64.8	65.7	64.0	58.9						
Avg. Dist. to Rail [m]	11.4	7.3	5.4	3.4	2.5	4.9	5.2						
Avg. Stride Freq. [Hz]	2.5	2.6	2.5	2.5	2.4	2.5	2.3						
Avg. Stride Length [m]	6.7	7.2	7.2	7.1	7.4	6.9	6.4						





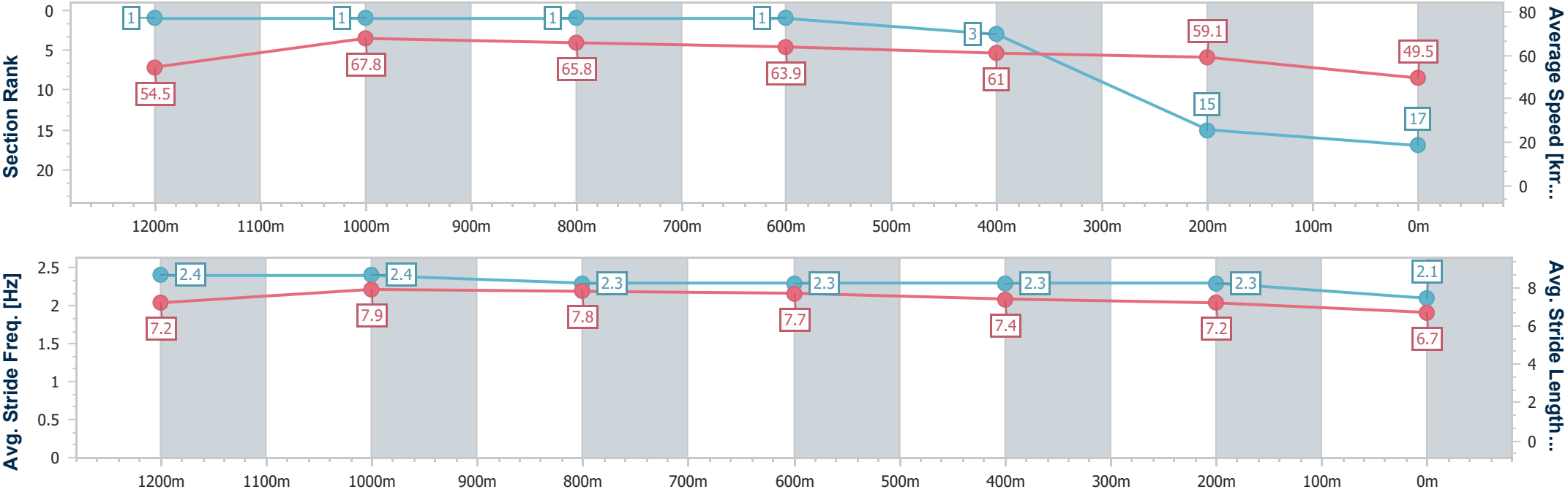
Horse/Jockey Name	Grinzing Belle
Final Rank	17
Fastest Section Time (Section)	0:10.65 (1200m)
Top Speed [km/h] (Section)	69.9 (1200m)
Race State	Finished



Eagle FarmProfessional
Race 8: TATTERSALL'S TIARA - GROUP 1 - 1400m
28 June 2025 - 16:00
Track Rating: Good 4, Weather: Overcast, Rail Position: +6m Entire



Section	Overall	1200m	1000m	800m	600m	400m	200m						
Section Times	1:25.22 [17] (0:13.25)	1:11.97 [1] (0:10.65)	1:01.32 [1] (0:11.20)	0:50.12 [1] (0:11.49)	0:38.63 [1] (0:11.92)	0:26.71 [3] (0:12.19)	0:14.52 [15] (0:14.52)						
Average Speed [km/h]	54.5	67.8	65.8	63.9	61.0	59.1	49.5						
Top Speed [km/h]	69.5	69.9	66.4	65.4	62.2	61.6	56.5						
Avg. Dist. to Rail [m]	5.2	3.9	5.0	4.3	1.8	1.3	1.4						
Avg. Stride Freq. [Hz]	2.4	2.4	2.3	2.3	2.3	2.3	2.1						
Avg. Stride Length [m]	7.2	7.9	7.8	7.7	7.4	7.2	6.7						





Eagle Farm Professional

Race 9: EUREKA STUD W.J HEALY STAKES - GROUP 3 - 1200m

28 June 2025 - 16:36



BRISBANE
RACING CLUB

Track Rating: Good 4, Weather: Overcast, Rail Position: +6m Entire

Section		Overall				1000m	800m	600m	400m	200m	Last 600m		
Field Times		1:09.21 (0:13.28)				0:55.93 (0:10.70)	0:45.23 (0:11.10)	0:34.13 (0:11.12)	0:23.01 (0:11.04)	0:11.97 (0:11.97)	0:34.13		
Rank	TAB	Horse/Jockey	Barrier	Top Speed [km/h]	Fastest Section						Margin	Distance Travelled [m]	
1	9	METALART	3	68.3	0:10.72	1:09.21 [1]	0:55.20 [8]	0:44.31 [8]	0:33.18 [8]	0:22.37 [8]	0:11.65 [3]	1:09.21	0:33.18
		Jason Collett		400m	400m	(0:14.01)	(0:10.89)	(0:11.13)	(0:10.81)	(0:10.72)	(0:11.65)		
2	11	AUSTMARR	1	67.5	0:10.95	1:09.34 [2]	0:55.90 [4]	0:44.95 [4]	0:33.89 [4]	0:22.83 [4]	0:11.88 [2]	0.79L	0:33.89
		Kerrin McEvoy		1000m	1000m	(0:13.44)	(0:10.95)	(0:11.06)	(0:11.06)	(0:10.95)	(0:11.88)		-1
3	3	GENERAL SALUTE	9	69.1	0:10.69	1:09.48 [3]	0:55.31 [9]	0:44.42 [10]	0:33.42 [9]	0:22.46 [10]	0:11.77 [6]	1.57L	0:33.42
		Tim Clark		400m	400m	(0:14.17)	(0:10.89)	(0:11.00)	(0:10.96)	(0:10.69)	(0:11.77)		+2
4	1	HIDDEN WEALTH	5	69.3	0:10.70	1:09.52 [4]	0:56.24 [1]	0:45.54 [1]	0:34.44 [1]	0:23.32 [1]	0:12.28 [1]	1.85L	0:34.44
		Angela Jones		Overall	1000m	(0:13.28)	(0:10.70)	(0:11.10)	(0:11.12)	(0:11.04)	(0:12.28)		-2
5	7	BARBER	6	68.0	0:10.84	1:09.56 [5]	0:55.83 [6]	0:44.89 [6]	0:33.79 [6]	0:22.95 [5]	0:11.96 [4]	2.08L	0:33.79
		Jordan Childs		1000m	600m	(0:13.73)	(0:10.94)	(0:11.10)	(0:10.84)	(0:10.99)	(0:11.96)		-3
6	12	MIDNIGHT IN TOKYO	2	67.0	0:10.90	1:09.89 [6]	0:56.26 [5]	0:45.36 [5]	0:34.20 [5]	0:23.25 [6]	0:12.16 [7]	4.03L	0:34.20
		Rachel King		1000m	1000m	(0:13.63)	(0:10.90)	(0:11.16)	(0:10.95)	(0:11.09)	(0:12.16)		+0
7	2	CANNONBALL	8	68.2	0:10.88	1:09.93 [7]	0:56.07 [7]	0:45.19 [7]	0:34.12 [7]	0:23.18 [7]	0:12.17 [8]	4.22L	0:34.12
		Ryan Maloney		1000m	1000m	(0:13.86)	(0:10.88)	(0:11.07)	(0:10.94)	(0:11.01)	(0:12.17)		+4
8	8	NEED SOME LUCK	12	68.1	0:10.77	1:09.96 [8]	0:55.65 [12]	0:44.72 [12]	0:33.86 [10]	0:23.09 [9]	0:12.10 [9]	4.44L	0:33.86
		Tommy Berry		1000m	600m	(0:14.31)	(0:10.93)	(0:10.86)	(0:10.77)	(0:10.99)	(0:12.10)		-3
9	13	SHALAA'S MOMENT	11	69.0	0:10.86	1:10.11 [9]	0:55.80 [11]	0:44.94 [11]	0:33.90 [12]	0:23.01 [11]	0:12.15 [10]	5.29L	0:33.90
		Nikita Beriman		400m	1000m	(0:14.31)	(0:10.86)	(0:11.04)	(0:10.89)	(0:10.86)	(0:12.15)		+4
10	14	APPIN GIRL	10	67.7	0:10.87	1:10.48 [10]	0:56.30 [10]	0:45.43 [9]	0:34.37 [11]	0:23.34 [12]	0:12.29 [12]	7.47L	0:34.37
		Ron Stewart		1000m	1000m	(0:14.18)	(0:10.87)	(0:11.06)	(0:11.03)	(0:11.05)	(0:12.29)		+1

Scratched: The Big Goodbye (#6), Millane (#15), Flag Hall (#16), A Little Deep (#5)

Report Created: Sat 28 June 2025 16:54 GMT+10 (Note: Timing is based on position data)

Page 1/14

[] Ranking at each section and finish
-:-:- No data available at this section
NA No data available

SCN Saddle cloth number
DNF Did not finish
DNT Did not track

data processed by  TRIPLESDATA



Eagle Farm Professional

Race 9: EUREKA STUD W.J HEALY STAKES - GROUP 3 - 1200m

28 June 2025 - 16:36



BRISBANE
RACING CLUB

Track Rating: Good 4, Weather: Overcast, Rail Position: +6m Entire

Section					Overall	1000m	800m	600m	400m	200m	Last 600m			
Field Times					1:09.21 (0:13.28)	0:55.93 (0:10.70)	0:45.23 (0:11.10)	0:34.13 (0:11.12)	0:23.01 (0:11.04)	0:11.97 (0:11.97)	0:34.13			
Rank	TAB	Horse/Jockey	Barrier	Top Speed [km/h]	Fastest Section							Margin		Distance Travelled [m]
11	10	THE NOVELIST	7	68.8	0:10.81	1:10.50 [11]	0:57.18 [2]	0:46.37 [2]	0:35.22 [3]	0:24.09 [2]	0:12.86 [5]	7.58L	0:35.22	+4
		Regan Bayliss		Overall	1000m	(0:13.32)	(0:10.81)	(0:11.15)	(0:11.13)	(0:11.23)	(0:12.86)			
12	4	PRINCE OF BOOM	4	68.1	0:10.83	1:10.98 [12]	0:57.59 [3]	0:46.76 [3]	0:35.73 [2]	0:24.54 [3]	0:12.92 [11]	10.43L	0:35.73	+7
		Chad Schofield		1000m	1000m	(0:13.39)	(0:10.83)	(0:11.03)	(0:11.19)	(0:11.62)	(0:12.92)			

Scratched: The Big Goodbye (#6), Millane (#15), Flag Hall (#16), A Little Deep (#5)



Horse/Jockey Name	Metalart
Final Rank	1
Fastest Section Time (Section)	0:10.72 (400m)
Top Speed [km/h] (Section)	68.3 (400m)
Race State	Finished

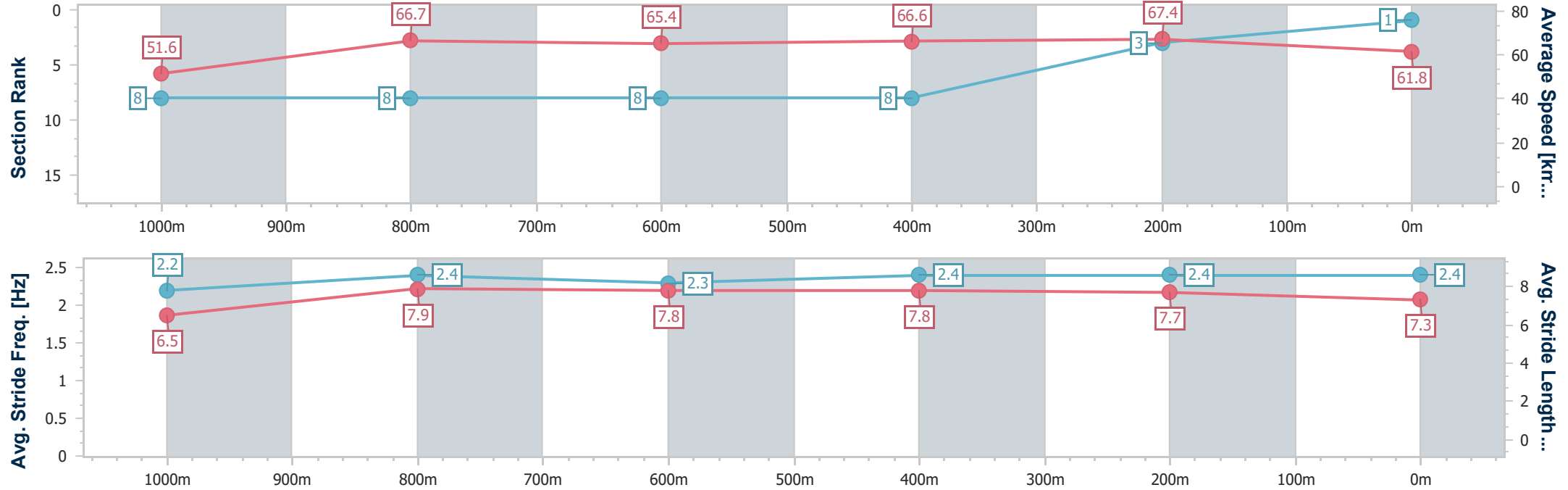


Eagle FarmProfessional
Race 9: EUREKA STUD W.J HEALY STAKES - GROUP 3 -
1200m
28 June 2025 - 16:36
Track Rating: Good 4, Weather: Overcast, Rail Position: +6m Entire



BRISBANE
RACING CLUB

Section	Overall	1000m	800m	600m	400m	200m								
Section Times	1:09.21 [1] (0:14.01)	0:55.20 [8] (0:10.89)	0:44.31 [8] (0:11.13)	0:33.18 [8] (0:10.81)	0:22.37 [8] (0:10.72)	0:11.65 [3] (0:11.65)								
Average Speed [km/h]	51.6	66.7	65.4	66.6	67.4	61.8								
Top Speed [km/h]	66.2	67.6	67.0	67.5	68.3	64.8								
Avg. Dist. to Rail [m]	2.6	2.8	1.8	0.6	1.4	1.0								
Avg. Stride Freq. [Hz]	2.2	2.4	2.3	2.4	2.4	2.4								
Avg. Stride Length [m]	6.5	7.9	7.8	7.8	7.7	7.3								





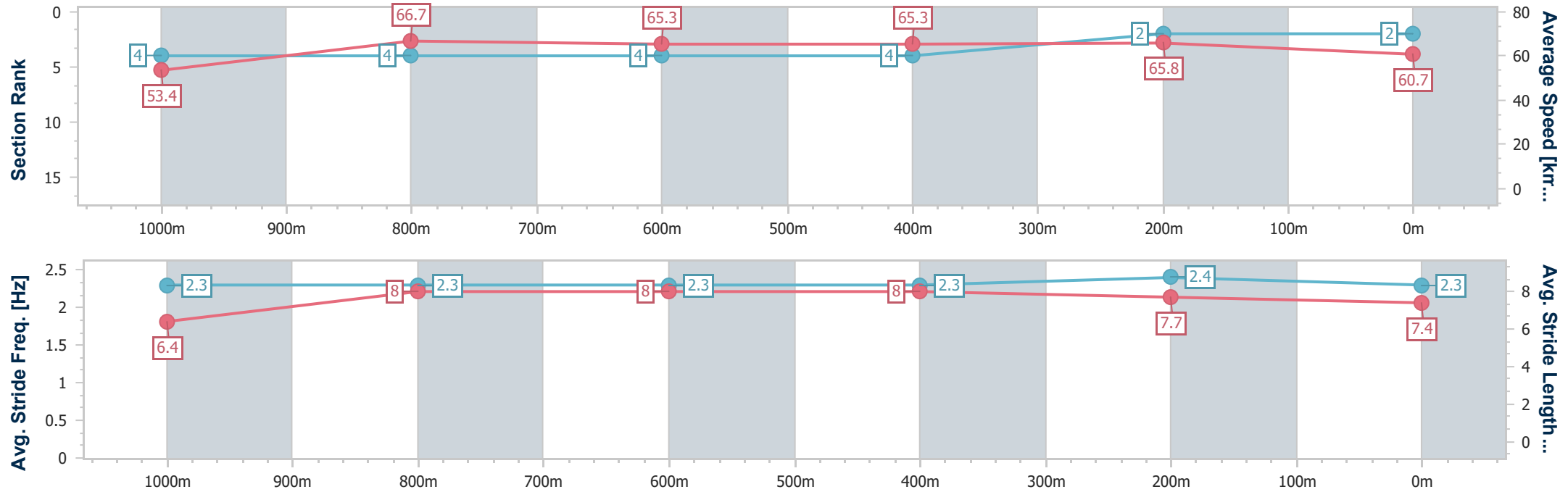
Horse/Jockey Name	Austmarr
Final Rank	2
Fastest Section Time (Section)	0:10.95 (1000m)
Top Speed [km/h] (Section)	67.5 (1000m)
Race State	Finished



Eagle Farm Professional
Race 9: EUREKA STUD W.J HEALY STAKES - GROUP 3 -
1200m
28 June 2025 - 16:36
Track Rating: Good 4, Weather: Overcast, Rail Position: +6m Entire



Section	Overall	1000m	800m	600m	400m	200m								
Section Times	1:09.34 [2] (0:13.44)	0:55.90 [4] (0:10.95)	0:44.95 [4] (0:11.06)	0:33.89 [4] (0:11.06)	0:22.83 [4] (0:10.95)	0:11.88 [2] (0:11.88)								
Average Speed [km/h]	53.4	66.7	65.3	65.3	65.8	60.7								
Top Speed [km/h]	67.3	67.5	66.5	66.8	67.0	64.3								
Avg. Dist. to Rail [m]	1.2	2.1	1.2	1.1	2.5	4.5								
Avg. Stride Freq. [Hz]	2.3	2.3	2.3	2.3	2.4	2.3								
Avg. Stride Length [m]	6.4	8.0	8.0	8.0	7.7	7.4								



[] Ranking at each section and finish
-.-.- No data available at this section
NA No data available



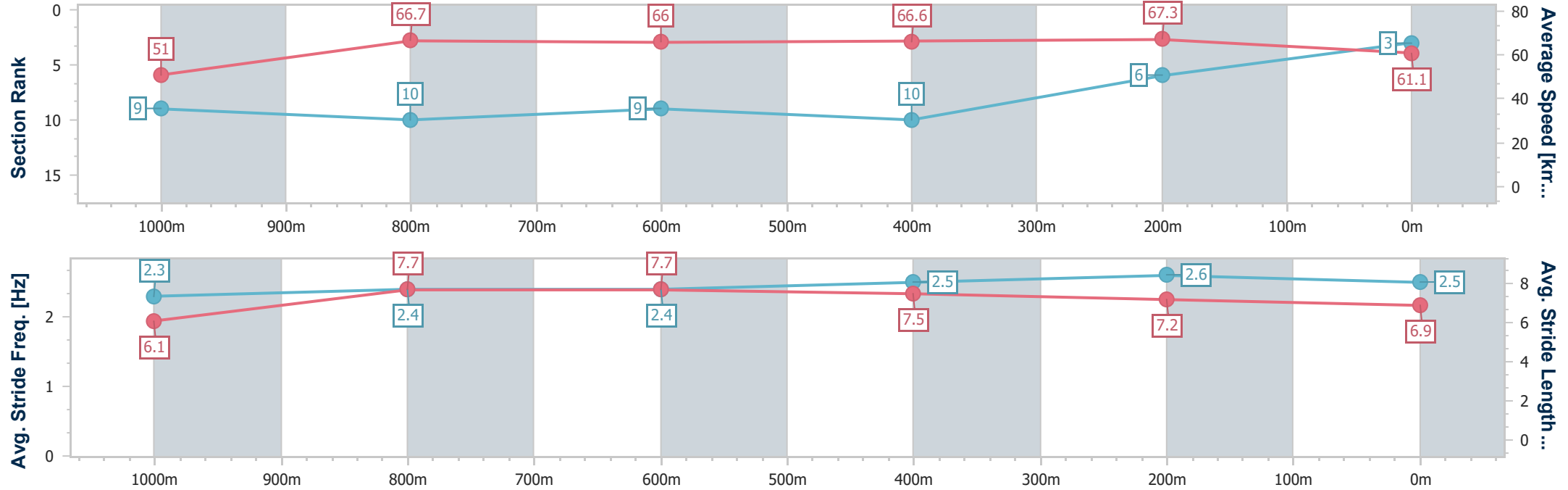
Horse/Jockey Name	General Salute
Final Rank	3
Fastest Section Time (Section)	0:10.69 (400m)
Top Speed [km/h] (Section)	69.1 (400m)
Race State	Finished



Eagle FarmProfessional
Race 9: EUREKA STUD W.J HEALY STAKES - GROUP 3 -
1200m
28 June 2025 - 16:36
Track Rating: Good 4, Weather: Overcast, Rail Position: +6m Entire



Section	Overall	1000m	800m	600m	400m	200m								
Section Times	1:09.48 [3] (0:14.17)	0:55.31 [9] (0:10.89)	0:44.42 [10] (0:11.00)	0:33.42 [9] (0:10.96)	0:22.46 [10] (0:10.69)	0:11.77 [6] (0:11.77)								
Average Speed [km/h]	51.0	66.7	66.0	66.6	67.3	61.1								
Top Speed [km/h]	65.1	68.0	67.9	68.1	69.1	64.6								
Avg. Dist. to Rail [m]	5.6	2.4	1.8	2.8	6.9	7.2								
Avg. Stride Freq. [Hz]	2.3	2.4	2.4	2.5	2.6	2.5								
Avg. Stride Length [m]	6.1	7.7	7.7	7.5	7.2	6.9								





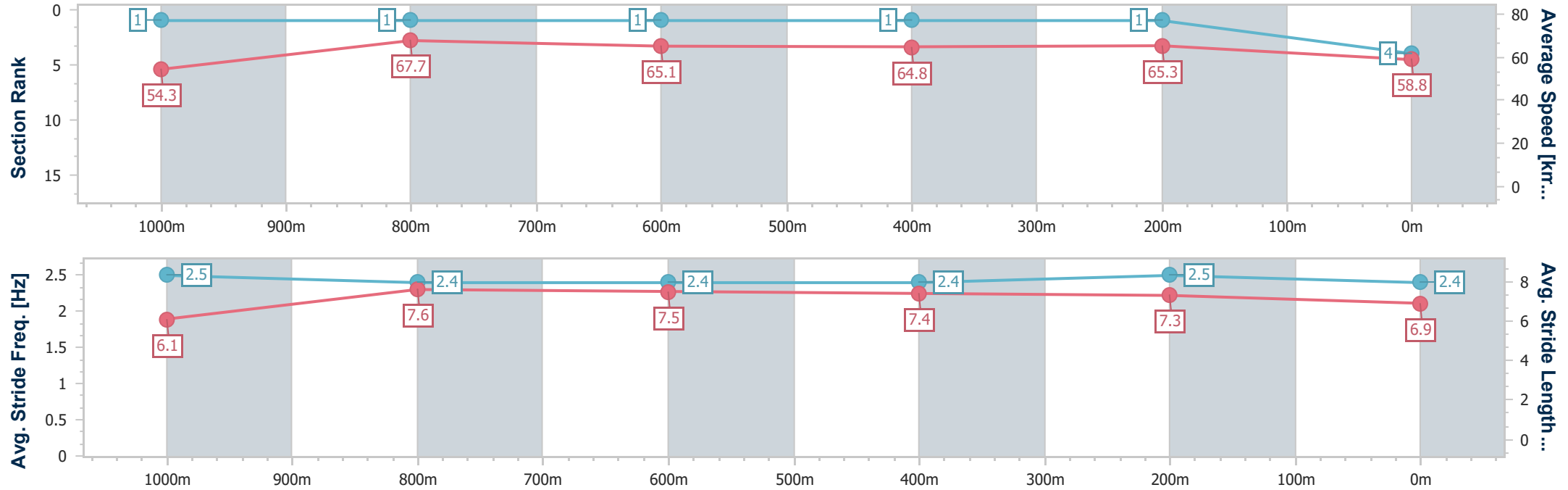
Horse/Jockey Name	Hidden Wealth
Final Rank	4
Fastest Section Time (Section)	0:10.70 (1000m)
Top Speed [km/h] (Section)	69.3 (Overall)
Race State	Finished



Eagle FarmProfessional
Race 9: EUREKA STUD W.J HEALY STAKES - GROUP 3 -
1200m
28 June 2025 - 16:36
Track Rating: Good 4, Weather: Overcast, Rail Position: +6m Entire



Section	Overall	1000m	800m	600m	400m	200m							
Section Times	1:09.52 [4] (0:13.28)	0:56.24 [1] (0:10.70)	0:45.54 [1] (0:11.10)	0:34.44 [1] (0:11.12)	0:23.32 [1] (0:11.04)	0:12.28 [1] (0:12.28)							
Average Speed [km/h]	54.3	67.7	65.1	64.8	65.3	58.8							
Top Speed [km/h]	69.3	69.0	66.2	65.9	66.3	64.0							
Avg. Dist. to Rail [m]	3.9	1.4	0.7	0.6	1.1	2.4							
Avg. Stride Freq. [Hz]	2.5	2.4	2.4	2.4	2.5	2.4							
Avg. Stride Length [m]	6.1	7.6	7.5	7.4	7.3	6.9							



[] Ranking at each section and finish
-.-.- No data available at this section
NA No data available



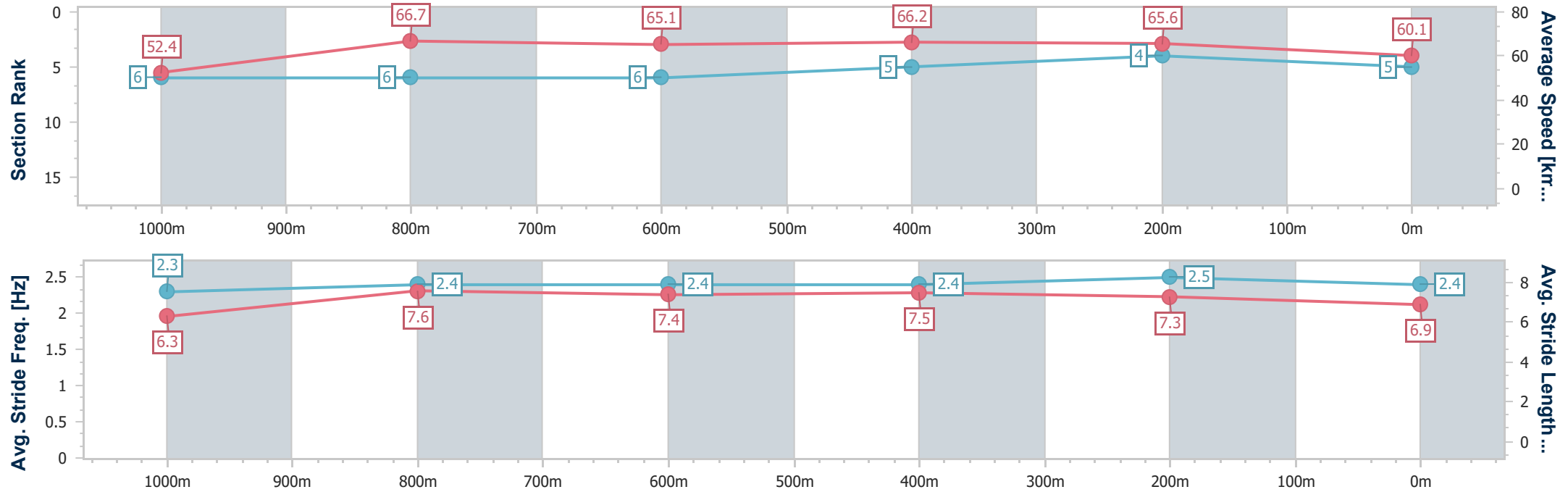
Horse/Jockey Name	Barber
Final Rank	5
Fastest Section Time (Section)	0:10.84 (600m)
Top Speed [km/h] (Section)	68.0 (1000m)
Race State	Finished



Eagle FarmProfessional
Race 9: EUREKA STUD W.J HEALY STAKES - GROUP 3 -
1200m
28 June 2025 - 16:36
Track Rating: Good 4, Weather: Overcast, Rail Position: +6m Entire



Section	Overall	1000m	800m	600m	400m	200m								
Section Times	1:09.56 [5] (0:13.73)	0:55.83 [6] (0:10.94)	0:44.89 [6] (0:11.10)	0:33.79 [6] (0:10.84)	0:22.95 [5] (0:10.99)	0:11.96 [4] (0:11.96)								
Average Speed [km/h]	52.4	66.7	65.1	66.2	65.6	60.1								
Top Speed [km/h]	66.4	68.0	67.4	67.2	66.8	63.6								
Avg. Dist. to Rail [m]	2.9	2.5	1.3	1.1	2.5	5.3								
Avg. Stride Freq. [Hz]	2.3	2.4	2.4	2.4	2.5	2.4								
Avg. Stride Length [m]	6.3	7.6	7.4	7.5	7.3	6.9								





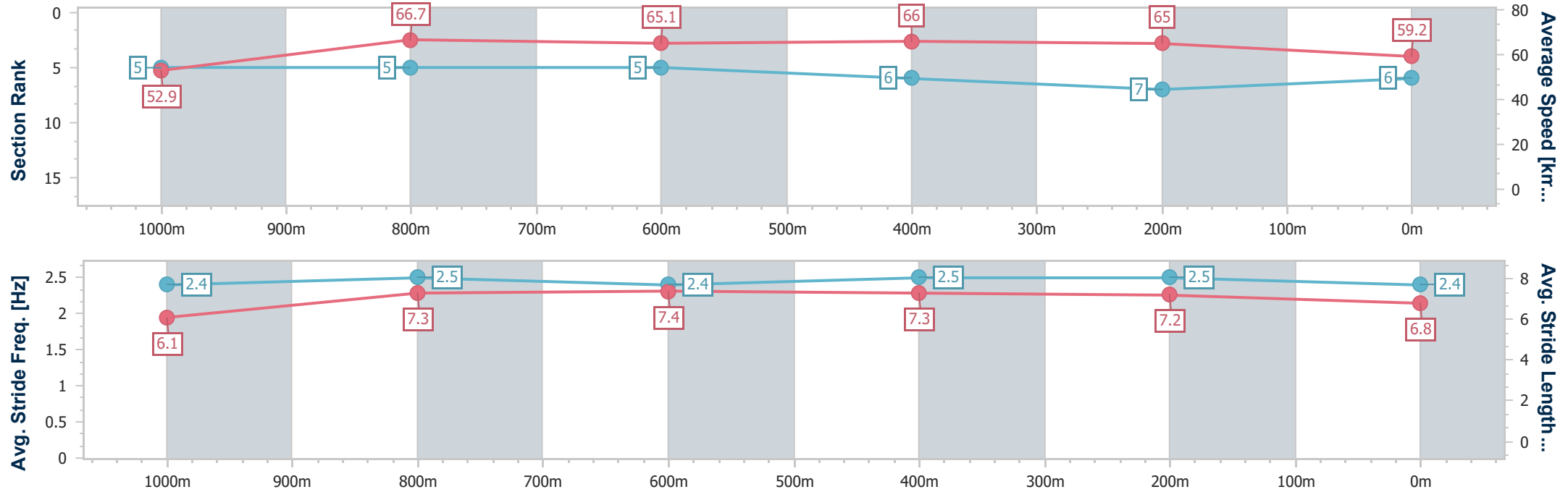
Horse/Jockey Name	Midnight In Tokyo
Final Rank	6
Fastest Section Time (Section)	0:10.90 (1000m)
Top Speed [km/h] (Section)	67.0 (1000m)
Race State	Finished



Eagle FarmProfessional
Race 9: EUREKA STUD W.J HEALY STAKES - GROUP 3 -
1200m
28 June 2025 - 16:36
Track Rating: Good 4, Weather: Overcast, Rail Position: +6m Entire



Section	Overall	1000m	800m	600m	400m	200m								
Section Times	1:09.89 [6] (0:13.63)	0:56.26 [5] (0:10.90)	0:45.36 [5] (0:11.16)	0:34.20 [5] (0:10.95)	0:23.25 [6] (0:11.09)	0:12.16 [7] (0:12.16)								
Average Speed [km/h]	52.9	66.7	65.1	66.0	65.0	59.2								
Top Speed [km/h]	66.8	67.0	65.7	66.6	66.3	63.6								
Avg. Dist. to Rail [m]	1.7	2.6	1.7	1.2	2.2	3.4								
Avg. Stride Freq. [Hz]	2.4	2.5	2.4	2.5	2.5	2.4								
Avg. Stride Length [m]	6.1	7.3	7.4	7.3	7.2	6.8								





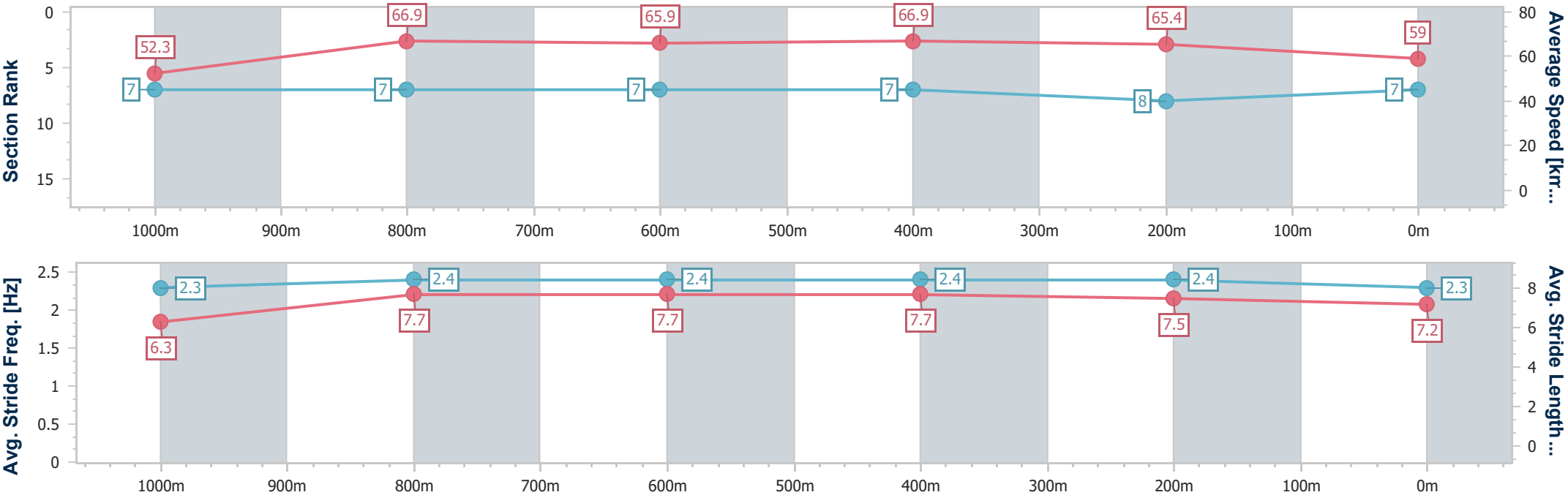
Horse/Jockey Name	Cannonball
Final Rank	7
Fastest Section Time (Section)	0:10.88 (1000m)
Top Speed [km/h] (Section)	68.2 (1000m)
Race State	Finished



Eagle FarmProfessional
Race 9: EUREKA STUD W.J HEALY STAKES - GROUP 3 -
1200m
28 June 2025 - 16:36
Track Rating: Good 4, Weather: Overcast, Rail Position: +6m Entire



Section	Overall	1000m	800m	600m	400m	200m							
Section Times	1:09.93 [7] (0:13.86)	0:56.07 [7] (0:10.88)	0:45.19 [7] (0:11.07)	0:34.12 [7] (0:10.94)	0:23.18 [7] (0:11.01)	0:12.17 [8] (0:12.17)							
Average Speed [km/h]	52.3	66.9	65.9	66.9	65.4	59.0							
Top Speed [km/h]	67.6	68.2	67.0	67.5	67.5	63.2							
Avg. Dist. to Rail [m]	4.8	2.9	3.1	3.3	5.8	5.8							
Avg. Stride Freq. [Hz]	2.3	2.4	2.4	2.4	2.4	2.3							
Avg. Stride Length [m]	6.3	7.7	7.7	7.7	7.5	7.2							





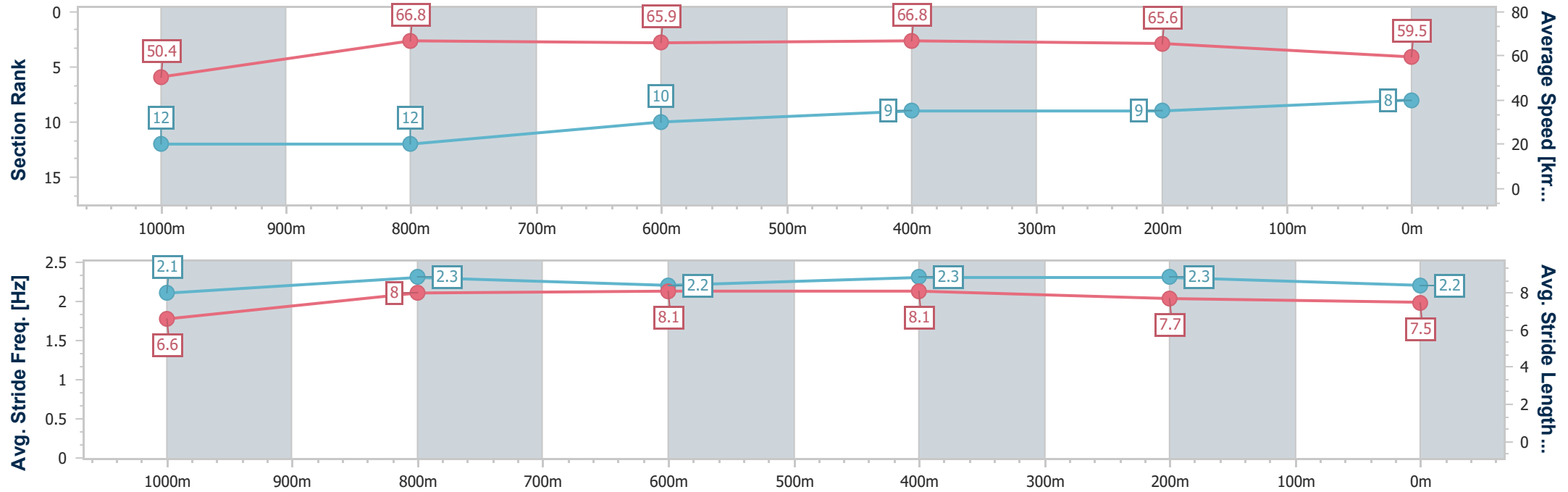
Horse/Jockey Name	Need Some Luck
Final Rank	8
Fastest Section Time (Section)	0:10.77 (600m)
Top Speed [km/h] (Section)	68.1 (1000m)
Race State	Finished



Eagle FarmProfessional
Race 9: EUREKA STUD W.J HEALY STAKES - GROUP 3 -
1200m
28 June 2025 - 16:36
Track Rating: Good 4, Weather: Overcast, Rail Position: +6m Entire



Section	Overall	1000m	800m	600m	400m	200m							
Section Times	1:09.96 [8] (0:14.31)	0:55.65 [12] (0:10.93)	0:44.72 [12] (0:10.86)	0:33.86 [10] (0:10.77)	0:23.09 [9] (0:10.99)	0:12.10 [9] (0:12.10)							
Average Speed [km/h]	50.4	66.8	65.9	66.8	65.6	59.5							
Top Speed [km/h]	65.7	68.1	67.1	68.0	67.4	62.6							
Avg. Dist. to Rail [m]	9.8	2.8	1.2	1.4	6.4	7.1							
Avg. Stride Freq. [Hz]	2.1	2.3	2.2	2.3	2.3	2.2							
Avg. Stride Length [m]	6.6	8.0	8.1	8.1	7.7	7.5							





Horse/Jockey Name	Shalaa's Moment
Final Rank	9
Fastest Section Time (Section)	0:10.86 (1000m)
Top Speed [km/h] (Section)	69.0 (400m)
Race State	Finished

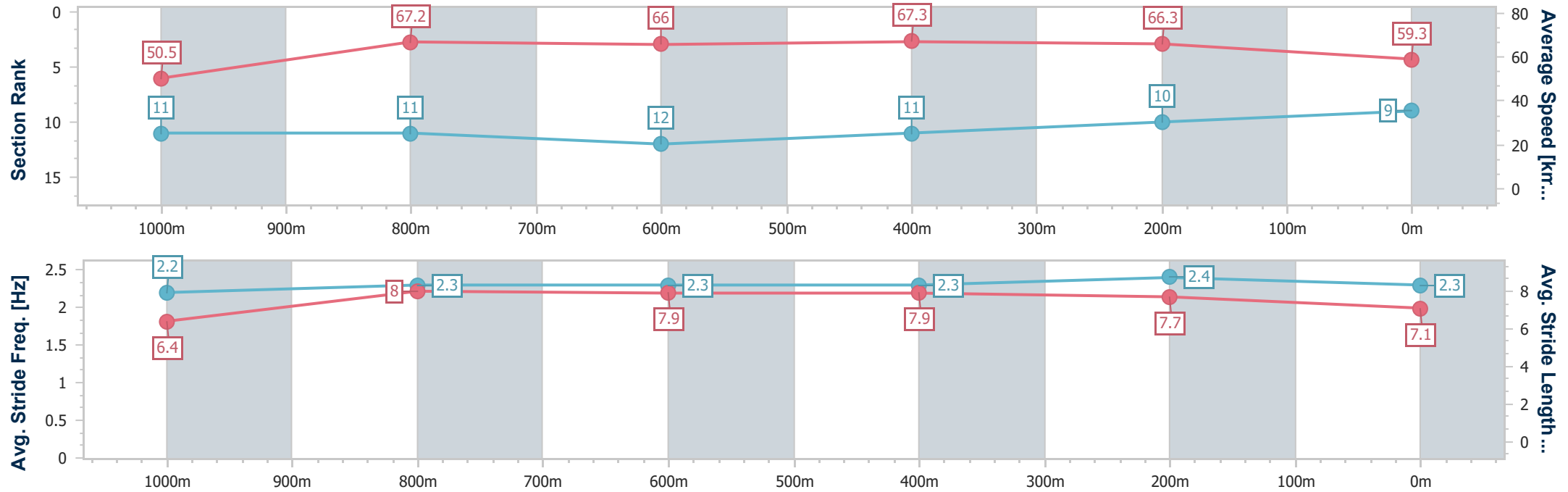


Eagle FarmProfessional
Race 9: EUREKA STUD W.J HEALY STAKES - GROUP 3 -
1200m
28 June 2025 - 16:36
Track Rating: Good 4, Weather: Overcast, Rail Position: +6m Entire



BRISBANE
RACING CLUB

Section	Overall	1000m	800m	600m	400m	200m								
Section Times	1:10.11 [9] (0:14.31)	0:55.80 [11] (0:10.86)	0:44.94 [11] (0:11.04)	0:33.90 [12] (0:10.89)	0:23.01 [11] (0:10.86)	0:12.15 [10] (0:12.15)								
Average Speed [km/h]	50.5	67.2	66.0	67.3	66.3	59.3								
Top Speed [km/h]	65.5	68.3	67.7	68.7	69.0	63.7								
Avg. Dist. to Rail [m]	6.2	2.6	2.8	3.2	8.8	9.0								
Avg. Stride Freq. [Hz]	2.2	2.3	2.3	2.3	2.4	2.3								
Avg. Stride Length [m]	6.4	8.0	7.9	7.9	7.7	7.1								





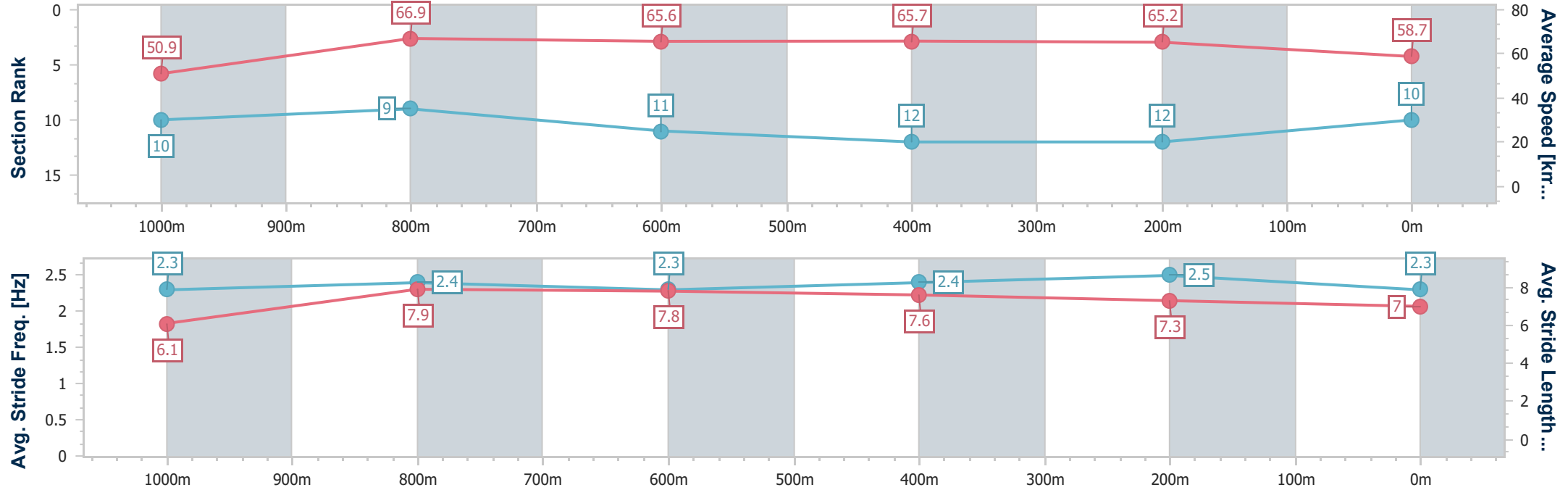
Horse/Jockey Name	Appin Girl
Final Rank	10
Fastest Section Time (Section)	0:10.87 (1000m)
Top Speed [km/h] (Section)	67.7 (1000m)
Race State	Finished



Eagle Farm Professional
Race 9: EUREKA STUD W.J HEALY STAKES - GROUP 3 -
1200m
28 June 2025 - 16:36
Track Rating: Good 4, Weather: Overcast, Rail Position: +6m Entire



Section	Overall	1000m	800m	600m	400m	200m								
Section Times	1:10.48 [10] (0:14.18)	0:56.30 [10] (0:10.87)	0:45.43 [9] (0:11.06)	0:34.37 [11] (0:11.03)	0:23.34 [12] (0:11.05)	0:12.29 [12] (0:12.29)								
Average Speed [km/h]	50.9	66.9	65.6	65.7	65.2	58.7								
Top Speed [km/h]	65.5	67.7	67.1	67.3	67.0	62.2								
Avg. Dist. to Rail [m]	5.4	1.7	2.0	1.9	7.0	7.9								
Avg. Stride Freq. [Hz]	2.3	2.4	2.3	2.4	2.5	2.3								
Avg. Stride Length [m]	6.1	7.9	7.8	7.6	7.3	7.0								





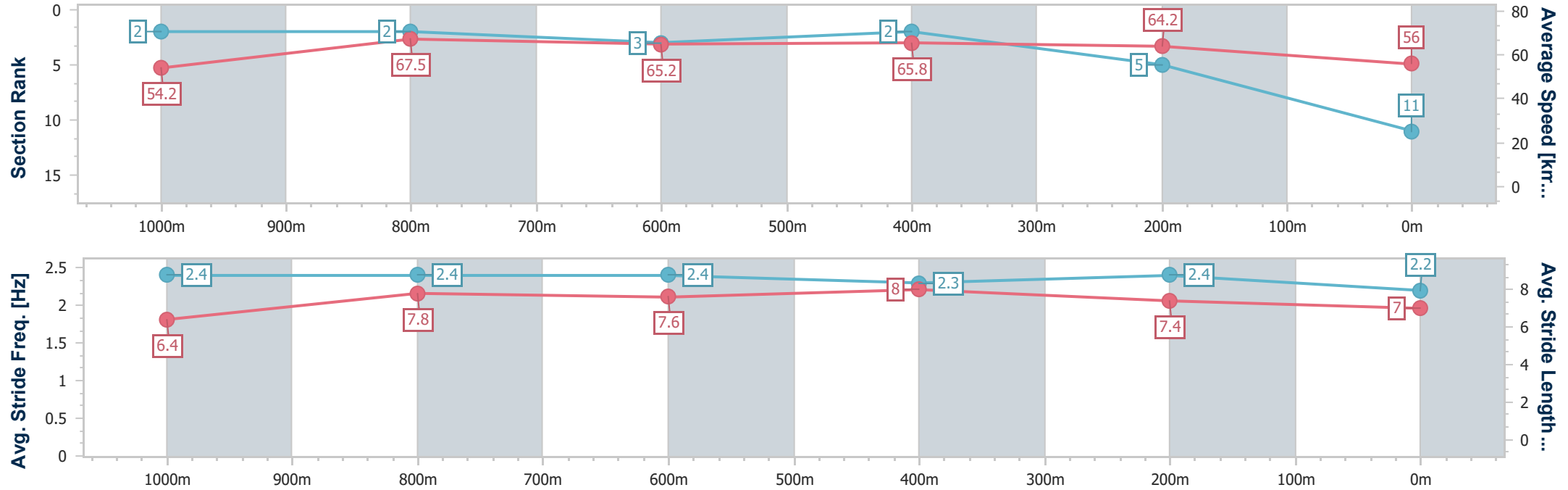
Horse/Jockey Name	The Novelist
Final Rank	11
Fastest Section Time (Section)	0:10.81 (1000m)
Top Speed [km/h] (Section)	68.8 (Overall)
Race State	Finished



Eagle FarmProfessional
Race 9: EUREKA STUD W.J HEALY STAKES - GROUP 3 -
1200m
28 June 2025 - 16:36
Track Rating: Good 4, Weather: Overcast, Rail Position: +6m Entire



Section	Overall	1000m	800m	600m	400m	200m								
Section Times	1:10.50 [11] (0:13.32)	0:57.18 [2] (0:10.81)	0:46.37 [2] (0:11.15)	0:35.22 [3] (0:11.13)	0:24.09 [2] (0:11.23)	0:12.86 [5] (0:12.86)								
Average Speed [km/h]	54.2	67.5	65.2	65.8	64.2	56.0								
Top Speed [km/h]	68.8	68.7	66.9	67.0	66.9	60.3								
Avg. Dist. to Rail [m]	4.8	2.9	2.4	2.9	2.8	4.4								
Avg. Stride Freq. [Hz]	2.4	2.4	2.4	2.3	2.4	2.2								
Avg. Stride Length [m]	6.4	7.8	7.6	8.0	7.4	7.0								





Horse/Jockey Name	Prince Of Boom
Final Rank	12
Fastest Section Time (Section)	0:10.83 (1000m)
Top Speed [km/h] (Section)	68.1 (1000m)
Race State	Finished



Eagle FarmProfessional
Race 9: EUREKA STUD W.J HEALY STAKES - GROUP 3 -
1200m
28 June 2025 - 16:36
Track Rating: Good 4, Weather: Overcast, Rail Position: +6m Entire



Section	Overall	1000m	800m	600m	400m	200m								
Section Times	1:10.98 [12] (0:13.39)	0:57.59 [3] (0:10.83)	0:46.76 [3] (0:11.03)	0:35.73 [2] (0:11.19)	0:24.54 [3] (0:11.62)	0:12.92 [11] (0:12.92)								
Average Speed [km/h]	53.6	67.7	66.4	65.7	62.2	55.7								
Top Speed [km/h]	67.3	68.1	67.1	66.8	64.4	59.6								
Avg. Dist. to Rail [m]	2.4	3.5	4.4	4.3	5.1	5.0								
Avg. Stride Freq. [Hz]	2.3	2.3	2.3	2.3	2.3	2.2								
Avg. Stride Length [m]	6.6	8.0	8.0	7.8	7.5	7.1								

