



Townsville Professional

Race 1: LADBROKES ODDS SURGE QTIS Two-Year-Old Maiden Plate - 1000m

29 June 2025 - 12:36



Track Rating: Soft 5, Weather: Fine, Rail Position: +6.0m 1000m-W/Post; +3m Remainder

Section						Overall	800m	600m	400m	200m	Last 600m			
Field Times						0:56.49 (0:12.99)	0:43.50 (0:10.25)	0:33.25 (0:10.66)	0:22.59 (0:10.93)	0:11.66 (0:11.66)	0:33.25			
Rank	TAB	Horse/Jockey	Barrier	Top Speed [km/h]	Fastest Section							Margin		
1	13	SUPID DATE	3	71.0	0:10.38	0:56.49 [1]	0:43.13 [7]	0:32.75 [6]	0:22.17 [5]	0:11.28 [4]	0:56.49	0:32.75		
		Nikki Olzard		800m	800m	(0:13.36)	(0:10.38)	(0:10.58)	(0:10.89)	(0:11.28)				
2	2	DRAGON TALES	11	72.0	0:10.20	0:56.56 [2]	0:43.46 [3]	0:33.26 [3]	0:22.66 [1]	0:11.73 [1]	0.41L	0:33.26		
		Ashley Butler		800m	800m	(0:13.10)	(0:10.20)	(0:10.60)	(0:10.93)	(0:11.73)				
3	6	VEGAMEISTER	9	70.9	0:10.29	0:56.78 [3]	0:42.90 [12]	0:32.61 [11]	0:22.01 [11]	0:11.13 [9]	1.66L	0:32.61		
		Cody Collis		600m	800m	(0:13.88)	(0:10.29)	(0:10.60)	(0:10.88)	(0:11.13)				
4	5	TIMINCA	5	71.9	0:10.29	0:56.86 [4]	0:43.58 [5]	0:33.29 [5]	0:22.71 [4]	0:11.44 [7]	2.15L	0:33.29		
		Ryan Wiggins		800m	800m	(0:13.28)	(0:10.29)	(0:10.58)	(0:11.27)	(0:11.44)				
5	12	THE PALACE	2	72.4	0:10.20	0:56.86 [5]	0:43.81 [2]	0:33.61 [2]	0:22.85 [3]	0:11.66 [3]	2.16L	0:33.61		
		Olivia Kendal		Overall	800m	(0:13.05)	(0:10.20)	(0:10.76)	(0:11.19)	(0:11.66)				
6	8	MONTANA EXPRESS	4	71.5	0:10.34	0:56.98 [6]	0:43.84 [4]	0:33.50 [4]	0:22.65 [6]	0:11.62 [5]	2.84L	0:33.50		
		Justin Stanley		800m	800m	(0:13.14)	(0:10.34)	(0:10.85)	(0:11.03)	(0:11.62)				
7	11	SCANDINAVI	1	71.6	0:10.25	0:57.07 [7]	0:44.08 [1]	0:33.83 [1]	0:23.15 [2]	0:11.94 [2]	3.4L	0:33.83		
		Chris Meehan		800m	800m	(0:12.99)	(0:10.25)	(0:10.68)	(0:11.21)	(0:11.94)				
8	1	CLASSICISM	6	71.1	0:10.25	0:57.14 [8]	0:43.45 [10]	0:33.20 [9]	0:22.72 [7]	0:11.72 [6]	3.81L	0:33.20		
		Ivo Fry		800m	800m	(0:13.69)	(0:10.25)	(0:10.48)	(0:11.00)	(0:11.72)				
9	3	MISTER TIA	8	71.2	0:10.34	0:57.19 [9]	0:43.65 [8]	0:33.31 [8]	0:22.66 [8]	0:11.63 [8]	4.07L	0:33.31		
		Wanderson D'Avila		800m	800m	(0:13.54)	(0:10.34)	(0:10.65)	(0:11.03)	(0:11.63)				
10	4	RED CITY SUN	10	71.8	0:10.33	0:57.34 [10]	0:43.70 [9]	0:33.37 [10]	0:22.58 [10]	0:11.48 [10]	4.95L	0:33.37		
		Denicious Smith		800m	800m	(0:13.64)	(0:10.33)	(0:10.79)	(0:11.10)	(0:11.48)				

Scratched: Miss Boho Fashion (#7), Who Asked Zou (#14)



Townsville Professional

Race 1: LADBROKES ODDS SURGE QTIS Two-Year-Old Maiden Plate - 1000m

29 June 2025 - 12:36



Track Rating: Soft 5, Weather: Fine, Rail Position: +6.0m 1000m-W/Post; +3m Remainder

Section						Overall	800m	600m	400m	200m	Last 600m		
Field Times						0:56.49 (0:12.99)	0:43.50 (0:10.25)	0:33.25 (0:10.66)	0:22.59 (0:10.93)	0:11.66 (0:11.66)	0:33.25		
Rank	TAB	Horse/Jockey	Barrier	Top Speed [km/h]	Fastest Section							Margin	Distance Travelled [m]
11	10	ROYAL PROPHECY	12	71.5	0:10.36	0:57.41 [11]	0:43.56 [11]	0:33.20 [12]	0:22.43 [12]	0:11.36 [12]	5.4L	0:33.20	+6
		Gabrielle Semmens		800m	800m	(0:13.85)	(0:10.36)	(0:10.77)	(0:11.07)	(0:11.36)			
12	9	REDNA	7	70.8	0:10.51	0:57.52 [12]	0:44.17 [6]	0:33.66 [7]	0:22.83 [9]	0:11.57 [11]	6.06L	0:33.66	+8
		Sean Cormack		600m	800m	(0:13.35)	(0:10.51)	(0:10.83)	(0:11.26)	(0:11.57)			

Scratched: Miss Boho Fashion (#7), Who Asked Zou (#14)



Horse/Jockey Name	Supid Date
Final Rank	1
Fastest Section Time (Section)	0:10.38 (800m)
Top Speed [km/h] (Section)	71.0 (800m)
Race State	Finished



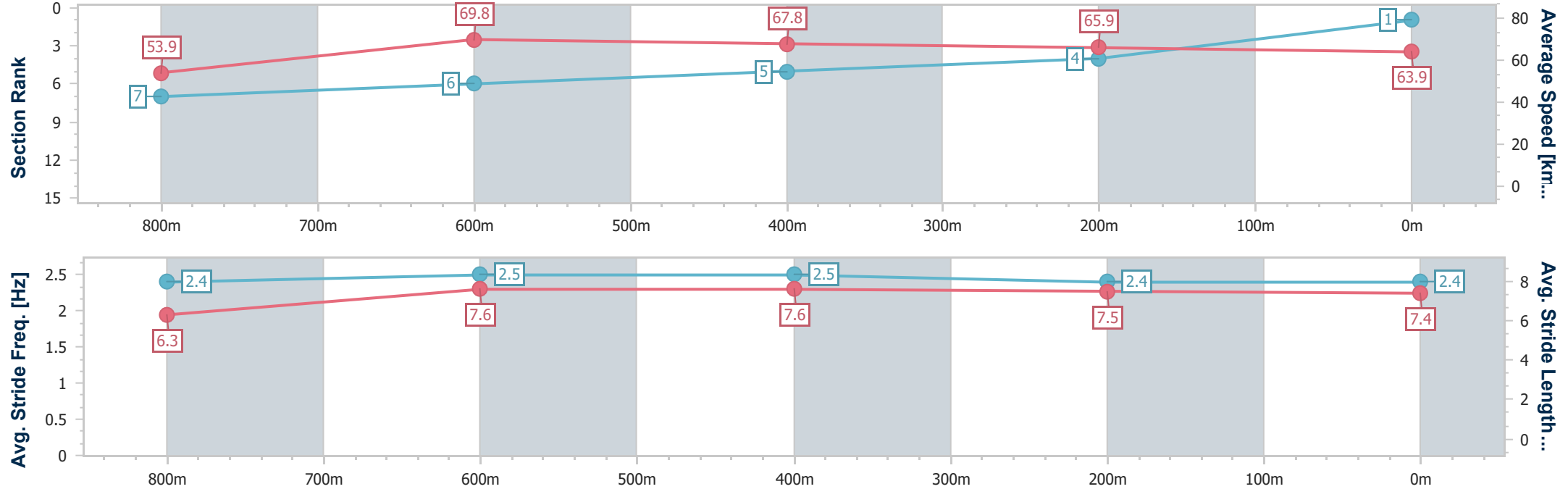
TownsvilleProfessional
Race 1: LADBROKES ODDS SURGE QTIS Two-Year-Old
Maiden Plate - 1000m

29 June 2025 - 12:36

Track Rating: Soft 5, Weather: Fine, Rail Position: +6.0m 1000m-
W/Post; +3m Remainder



Section	Overall	800m	600m	400m	200m										
Section Times	0:56.49 [1] (0:13.36)	0:43.13 [7] (0:10.38)	0:32.75 [6] (0:10.58)	0:22.17 [5] (0:10.89)	0:11.28 [4] (0:11.28)										
Average Speed [km/h]	53.9	69.8	67.8	65.9	63.9										
Top Speed [km/h]	69.2	71.0	68.8	66.9	66.4										
Avg. Dist. to Rail [m]	3.5	1.6	1.5	1.7	0.6										
Avg. Stride Freq. [Hz]	2.4	2.5	2.5	2.4	2.4										
Avg. Stride Length [m]	6.3	7.6	7.6	7.5	7.4										



- [] Ranking at each section and finish
- .-.- No data available at this section
- NA No data available



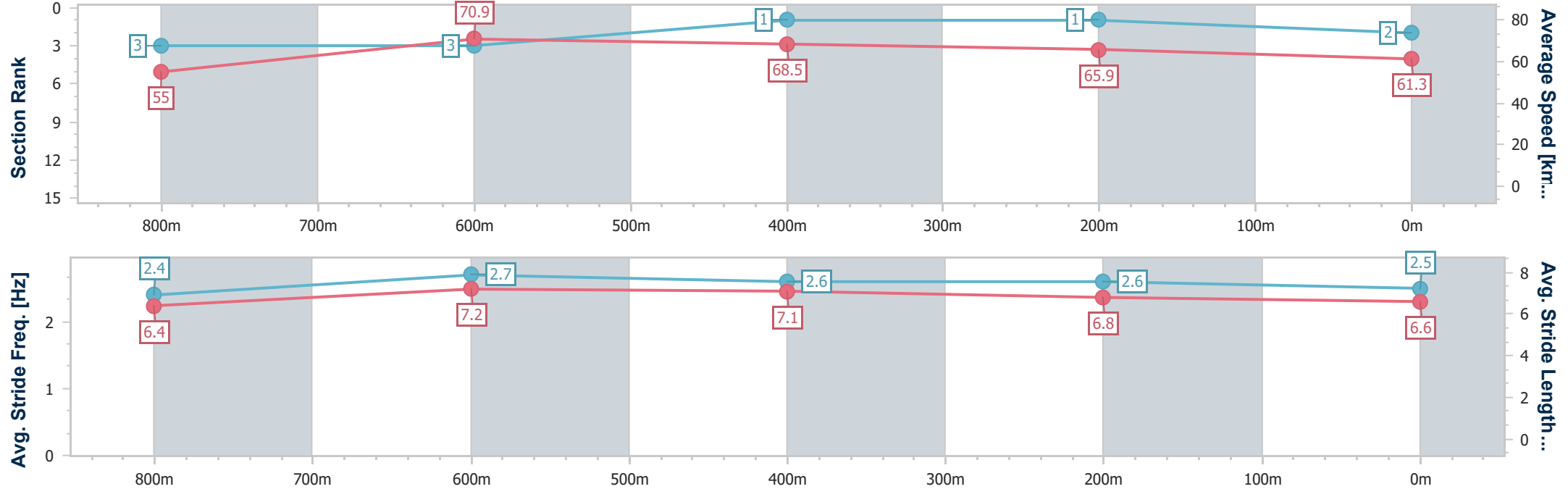
Horse/Jockey Name	Dragon Tales
Final Rank	2
Fastest Section Time (Section)	0:10.20 (800m)
Top Speed [km/h] (Section)	72.0 (800m)
Race State	Finished



TownsvilleProfessional
Race 1: LADBROKES ODDS SURGE QTIS Two-Year-Old
Maiden Plate - 1000m
29 June 2025 - 12:36
Track Rating: Soft 5, Weather: Fine, Rail Position: +6.0m 1000m-
W/Post; +3m Remainder



Section	Overall	800m	600m	400m	200m									
Section Times	0:56.56 [2] (0:13.10)	0:43.46 [3] (0:10.20)	0:33.26 [3] (0:10.60)	0:22.66 [1] (0:10.93)	0:11.73 [1] (0:11.73)									
Average Speed [km/h]	55.0	70.9	68.5	65.9	61.3									
Top Speed [km/h]	71.6	72.0	70.0	67.0	63.7									
Avg. Dist. to Rail [m]	8.0	3.4	1.7	0.2	0.4									
Avg. Stride Freq. [Hz]	2.4	2.7	2.6	2.6	2.5									
Avg. Stride Length [m]	6.4	7.2	7.1	6.8	6.6									





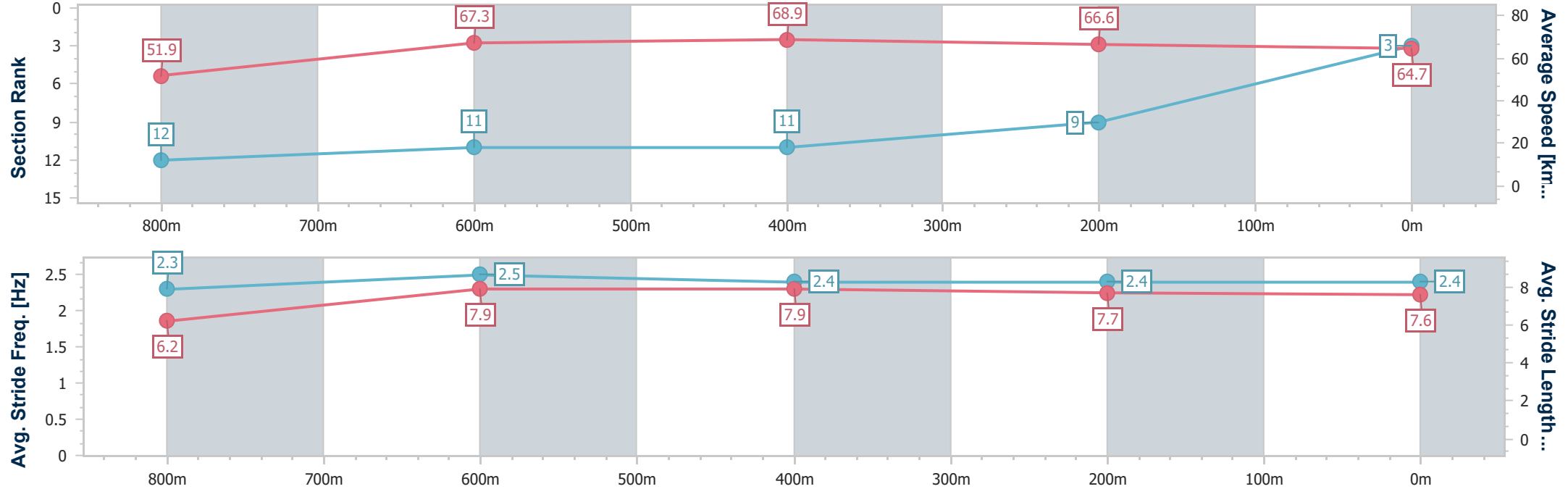
Horse/Jockey Name	Vegameister
Final Rank	3
Fastest Section Time (Section)	0:10.29 (800m)
Top Speed [km/h] (Section)	70.9 (600m)
Race State	Finished



TownsvilleProfessional
Race 1: LADBROKES ODDS SURGE QTIS Two-Year-Old
Maiden Plate - 1000m
29 June 2025 - 12:36
Track Rating: Soft 5, Weather: Fine, Rail Position: +6.0m 1000m-
W/Post; +3m Remainder



Section	Overall	800m	600m	400m	200m									
Section Times	0:56.78 [3] (0:13.88)	0:42.90 [12] (0:10.29)	0:32.61 [11] (0:10.60)	0:22.01 [11] (0:10.88)	0:11.13 [9] (0:11.13)									
Average Speed [km/h]	51.9	67.3	68.9	66.6	64.7									
Top Speed [km/h]	69.1	68.4	70.9	67.8	67.6									
Avg. Dist. to Rail [m]	5.3	2.6	3.4	2.8	1.7									
Avg. Stride Freq. [Hz]	2.3	2.5	2.4	2.4	2.4									
Avg. Stride Length [m]	6.2	7.9	7.9	7.7	7.6									



- [] Ranking at each section and finish
- .-.- No data available at this section
- NA No data available



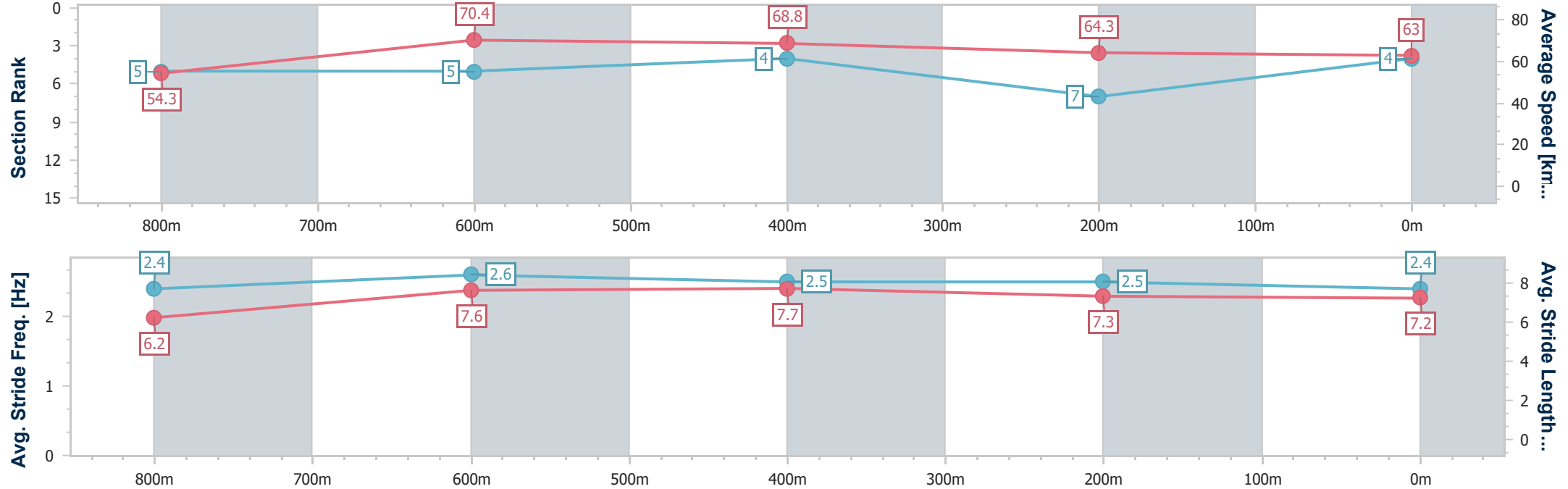
Horse/Jockey Name	Timinca
Final Rank	4
Fastest Section Time (Section)	0:10.29 (800m)
Top Speed [km/h] (Section)	71.9 (800m)
Race State	Finished



TownsvilleProfessional
Race 1: LADBROKES ODDS SURGE QTIS Two-Year-Old
Maiden Plate - 1000m
29 June 2025 - 12:36
Track Rating: Soft 5, Weather: Fine, Rail Position: +6.0m 1000m-
W/Post; +3m Remainder



Section	Overall	800m	600m	400m	200m									
Section Times	0:56.86 [4] (0:13.28)	0:43.58 [5] (0:10.29)	0:33.29 [5] (0:10.58)	0:22.71 [4] (0:11.27)	0:11.44 [7] (0:11.44)									
Average Speed [km/h]	54.3	70.4	68.8	64.3	63.0									
Top Speed [km/h]	69.7	71.9	70.4	66.6	65.8									
Avg. Dist. to Rail [m]	4.6	2.0	1.9	4.8	6.8									
Avg. Stride Freq. [Hz]	2.4	2.6	2.5	2.5	2.4									
Avg. Stride Length [m]	6.2	7.6	7.7	7.3	7.2									



- [] Ranking at each section and finish
- .-.- No data available at this section
- NA No data available



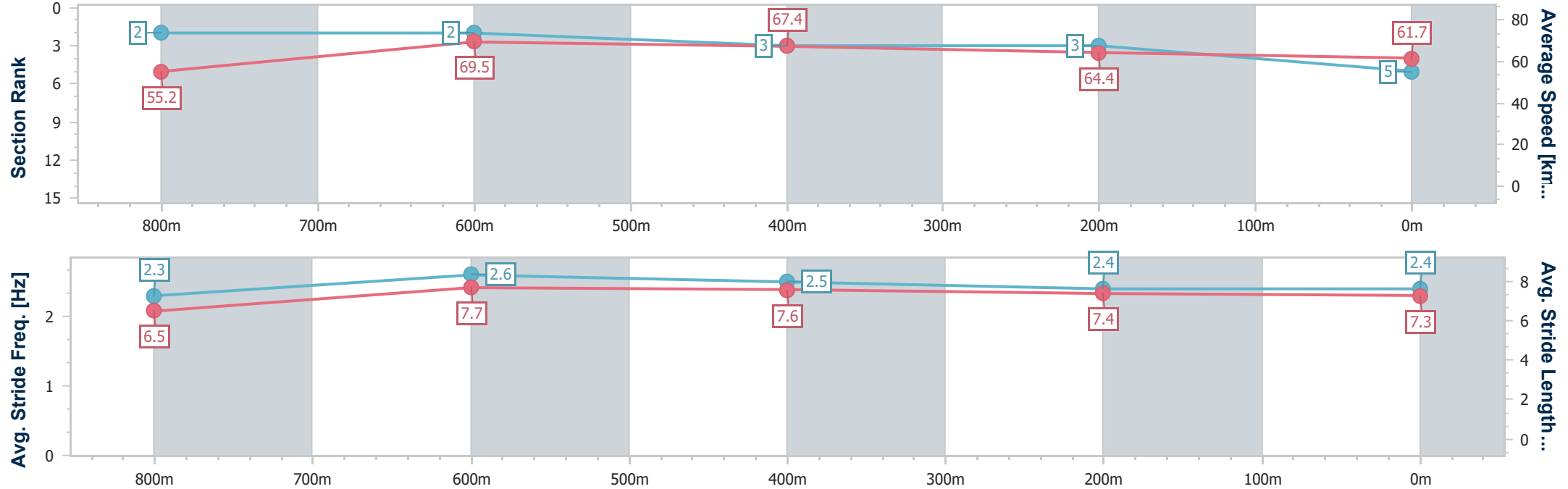
Horse/Jockey Name	The Palace
Final Rank	5
Fastest Section Time (Section)	0:10.20 (800m)
Top Speed [km/h] (Section)	72.4 (Overall)
Race State	Finished



TownsvilleProfessional
Race 1: LADBROKES ODDS SURGE QTIS Two-Year-Old
Maiden Plate - 1000m
29 June 2025 - 12:36
Track Rating: Soft 5, Weather: Fine, Rail Position: +6.0m 1000m-
W/Post; +3m Remainder



Section	Overall	800m	600m	400m	200m														
Section Times	0:56.86 [5] (0:13.05)	0:43.81 [2] (0:10.20)	0:33.61 [2] (0:10.76)	0:22.85 [3] (0:11.19)	0:11.66 [3] (0:11.66)														
Average Speed [km/h]	55.2	69.5	67.4	64.4	61.7														
Top Speed [km/h]	72.4	71.6	68.6	66.0	64.0														
Avg. Dist. to Rail [m]	1.5	0.9	1.6	1.2	3.3														
Avg. Stride Freq. [Hz]	2.3	2.6	2.5	2.4	2.4														
Avg. Stride Length [m]	6.5	7.7	7.6	7.4	7.3														





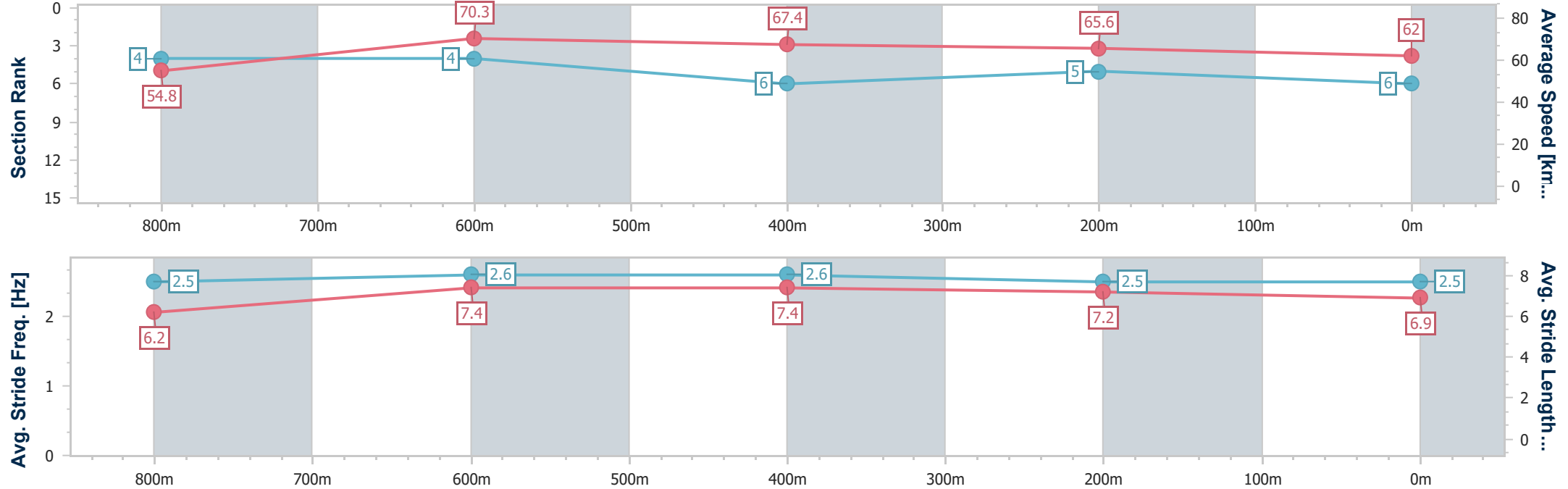
Horse/Jockey Name	Montana Express
Final Rank	6
Fastest Section Time (Section)	0:10.34 (800m)
Top Speed [km/h] (Section)	71.5 (800m)
Race State	Finished



TownsvilleProfessional
Race 1: LADBROKES ODDS SURGE QTIS Two-Year-Old
Maiden Plate - 1000m
29 June 2025 - 12:36
Track Rating: Soft 5, Weather: Fine, Rail Position: +6.0m 1000m-
W/Post; +3m Remainder



Section	Overall	800m	600m	400m	200m									
Section Times	0:56.98 [6] (0:13.14)	0:43.84 [4] (0:10.34)	0:33.50 [4] (0:10.85)	0:22.65 [6] (0:11.03)	0:11.62 [5] (0:11.62)									
Average Speed [km/h]	54.8	70.3	67.4	65.6	62.0									
Top Speed [km/h]	70.7	71.5	69.7	66.3	64.8									
Avg. Dist. to Rail [m]	3.1	2.4	3.5	2.9	5.0									
Avg. Stride Freq. [Hz]	2.5	2.6	2.6	2.5	2.5									
Avg. Stride Length [m]	6.2	7.4	7.4	7.2	6.9									





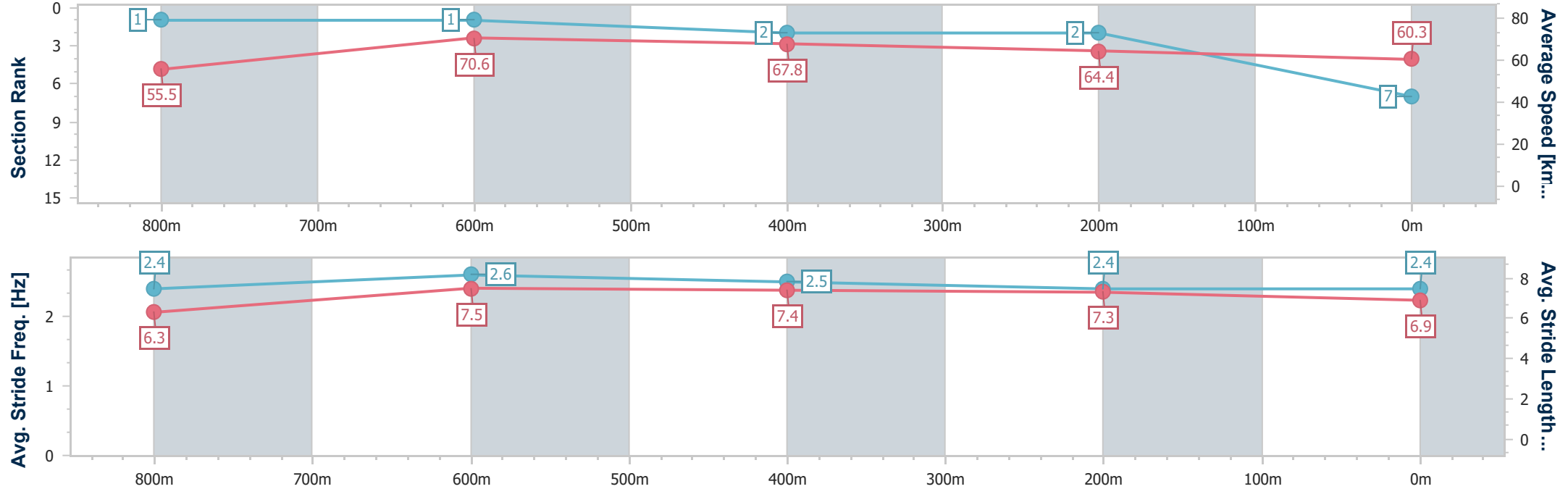
Horse/Jockey Name	Scandinavi
Final Rank	7
Fastest Section Time (Section)	0:10.25 (800m)
Top Speed [km/h] (Section)	71.6 (800m)
Race State	Finished



TownsvilleProfessional
Race 1: LADBROKES ODDS SURGE QTIS Two-Year-Old
Maiden Plate - 1000m
29 June 2025 - 12:36
Track Rating: Soft 5, Weather: Fine, Rail Position: +6.0m 1000m-
W/Post; +3m Remainder



Section	Overall	800m	600m	400m	200m										
Section Times	0:57.07 [7] (0:12.99)	0:44.08 [1] (0:10.25)	0:33.83 [1] (0:10.68)	0:23.15 [2] (0:11.21)	0:11.94 [2] (0:11.94)										
Average Speed [km/h]	55.5	70.6	67.8	64.4	60.3										
Top Speed [km/h]	71.3	71.6	69.9	66.0	62.9										
Avg. Dist. to Rail [m]	1.8	1.9	1.5	2.3	3.7										
Avg. Stride Freq. [Hz]	2.4	2.6	2.5	2.4	2.4										
Avg. Stride Length [m]	6.3	7.5	7.4	7.3	6.9										





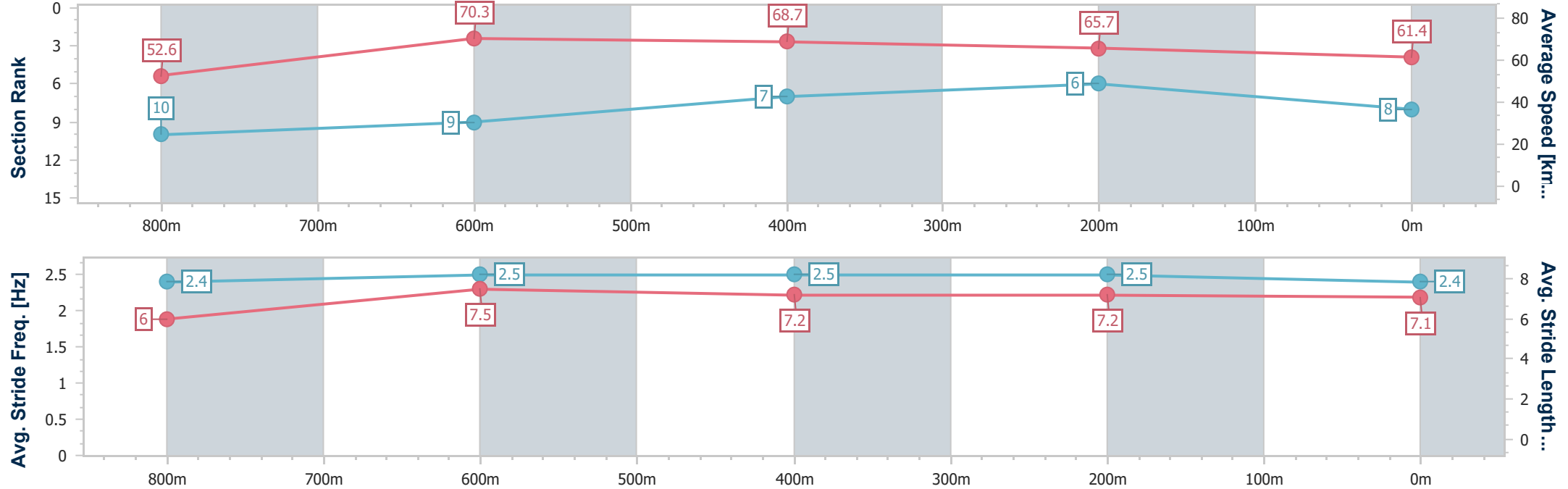
Horse/Jockey Name	Classicism
Final Rank	8
Fastest Section Time (Section)	0:10.25 (800m)
Top Speed [km/h] (Section)	71.1 (800m)
Race State	Finished



TownsvilleProfessional
Race 1: LADBROKES ODDS SURGE QTIS Two-Year-Old
Maiden Plate - 1000m
29 June 2025 - 12:36
Track Rating: Soft 5, Weather: Fine, Rail Position: +6.0m 1000m-
W/Post; +3m Remainder



Section	Overall	800m	600m	400m	200m										
Section Times	0:57.14 [8] (0:13.69)	0:43.45 [10] (0:10.25)	0:33.20 [9] (0:10.48)	0:22.72 [7] (0:11.00)	0:11.72 [6] (0:11.72)										
Average Speed [km/h]	52.6	70.3	68.7	65.7	61.4										
Top Speed [km/h]	69.1	71.1	71.0	66.4	64.3										
Avg. Dist. to Rail [m]	4.9	0.4	0.2	2.4	5.2										
Avg. Stride Freq. [Hz]	2.4	2.5	2.5	2.5	2.4										
Avg. Stride Length [m]	6.0	7.5	7.2	7.2	7.1										





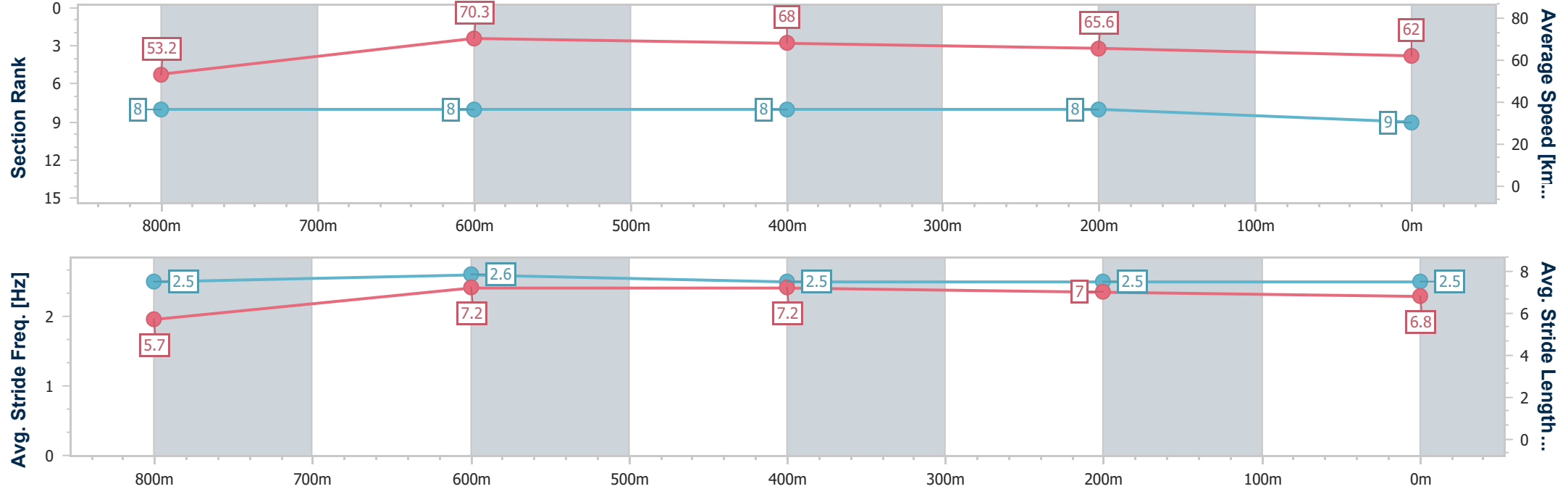
Horse/Jockey Name	Mister Tia
Final Rank	9
Fastest Section Time (Section)	0:10.34 (800m)
Top Speed [km/h] (Section)	71.2 (800m)
Race State	Finished



TownsvilleProfessional
Race 1: LADBROKES ODDS SURGE QTIS Two-Year-Old
Maiden Plate - 1000m
29 June 2025 - 12:36
Track Rating: Soft 5, Weather: Fine, Rail Position: +6.0m 1000m-
W/Post; +3m Remainder



Section	Overall	800m	600m	400m	200m								
Section Times	0:57.19 [9] (0:13.54)	0:43.65 [8] (0:10.34)	0:33.31 [8] (0:10.65)	0:22.66 [8] (0:11.03)	0:11.63 [8] (0:11.63)								
Average Speed [km/h]	53.2	70.3	68.0	65.6	62.0								
Top Speed [km/h]	69.5	71.2	71.2	67.2	64.7								
Avg. Dist. to Rail [m]	6.8	2.5	1.7	4.7	8.1								
Avg. Stride Freq. [Hz]	2.5	2.6	2.5	2.5	2.5								
Avg. Stride Length [m]	5.7	7.2	7.2	7.0	6.8								





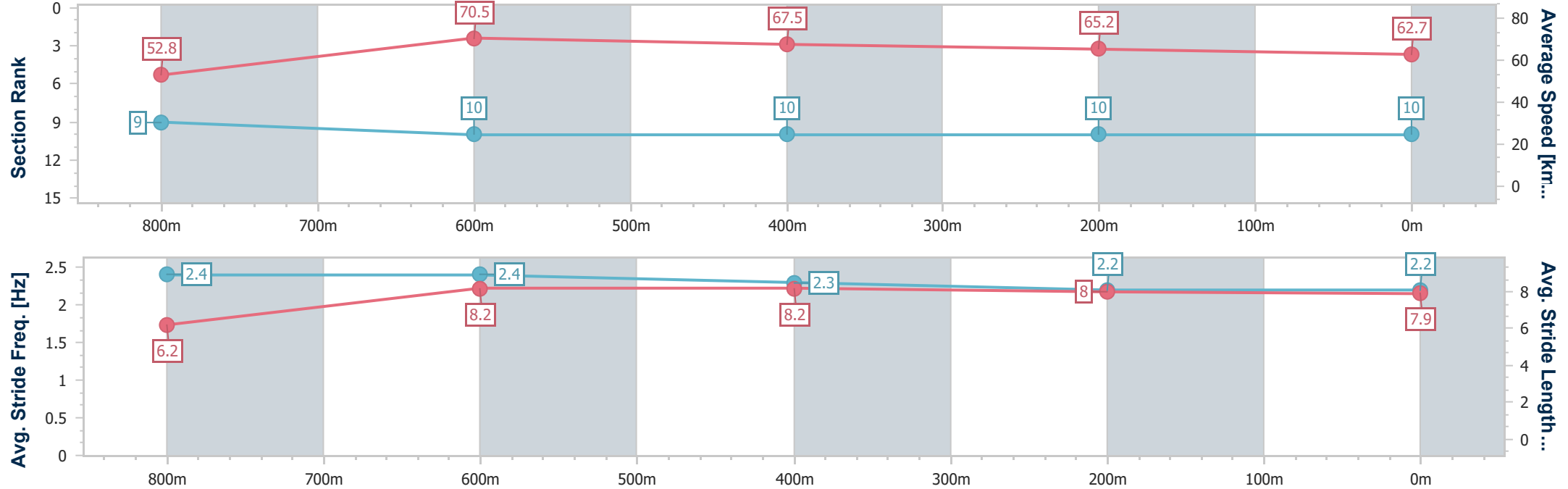
Horse/Jockey Name	Red City Sun
Final Rank	10
Fastest Section Time (Section)	0:10.33 (800m)
Top Speed [km/h] (Section)	71.8 (800m)
Race State	Finished



TownsvilleProfessional
Race 1: LADBROKES ODDS SURGE QTIS Two-Year-Old
Maiden Plate - 1000m
29 June 2025 - 12:36
Track Rating: Soft 5, Weather: Fine, Rail Position: +6.0m 1000m-
W/Post; +3m Remainder



Section	Overall	800m	600m	400m	200m									
Section Times	0:57.34 [10] (0:13.64)	0:43.70 [9] (0:10.33)	0:33.37 [10] (0:10.79)	0:22.58 [10] (0:11.10)	0:11.48 [10] (0:11.48)									
Average Speed [km/h]	52.8	70.5	67.5	65.2	62.7									
Top Speed [km/h]	69.6	71.8	69.6	66.2	64.7									
Avg. Dist. to Rail [m]	6.9	3.0	2.6	3.8	5.7									
Avg. Stride Freq. [Hz]	2.4	2.4	2.3	2.2	2.2									
Avg. Stride Length [m]	6.2	8.2	8.2	8.0	7.9									





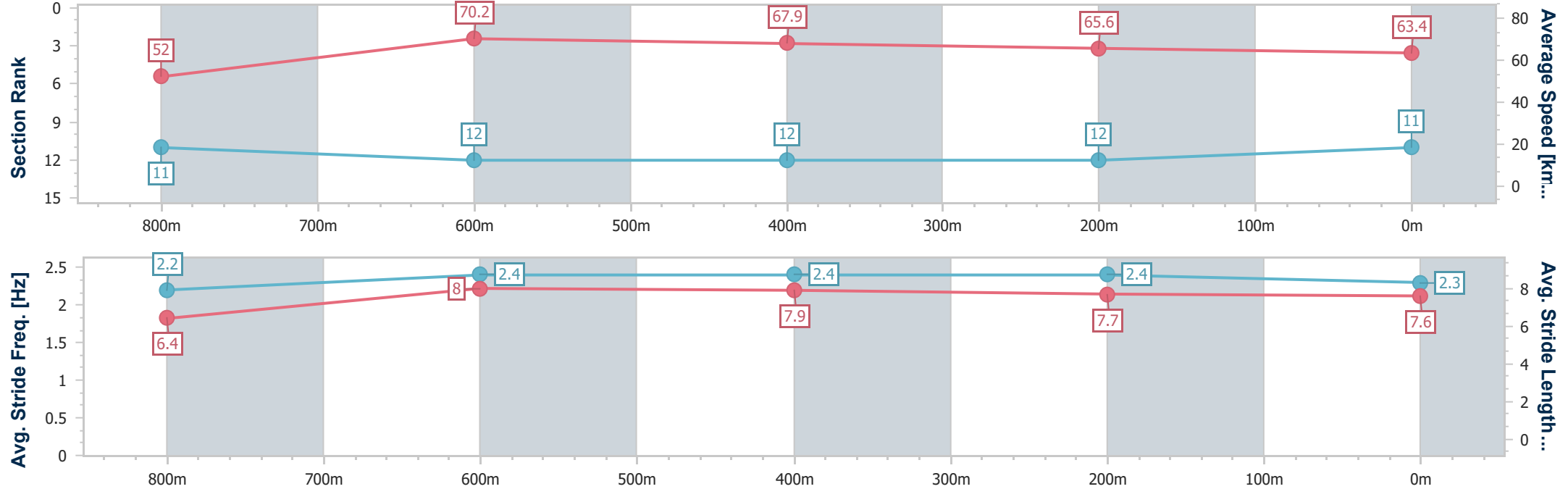
Horse/Jockey Name	Royal Prophecy
Final Rank	11
Fastest Section Time (Section)	0:10.36 (800m)
Top Speed [km/h] (Section)	71.5 (800m)
Race State	Finished



TownsvilleProfessional
Race 1: LADBROKES ODDS SURGE QTIS Two-Year-Old
Maiden Plate - 1000m
29 June 2025 - 12:36
Track Rating: Soft 5, Weather: Fine, Rail Position: +6.0m 1000m-
W/Post; +3m Remainder



Section	Overall	800m	600m	400m	200m										
Section Times	0:57.41 [11] (0:13.85)	0:43.56 [11] (0:10.36)	0:33.20 [12] (0:10.77)	0:22.43 [12] (0:11.07)	0:11.36 [12] (0:11.36)										
Average Speed [km/h]	52.0	70.2	67.9	65.6	63.4										
Top Speed [km/h]	68.6	71.5	69.9	67.0	65.1										
Avg. Dist. to Rail [m]	9.0	2.6	3.2	6.5	10.6										
Avg. Stride Freq. [Hz]	2.2	2.4	2.4	2.4	2.3										
Avg. Stride Length [m]	6.4	8.0	7.9	7.7	7.6										





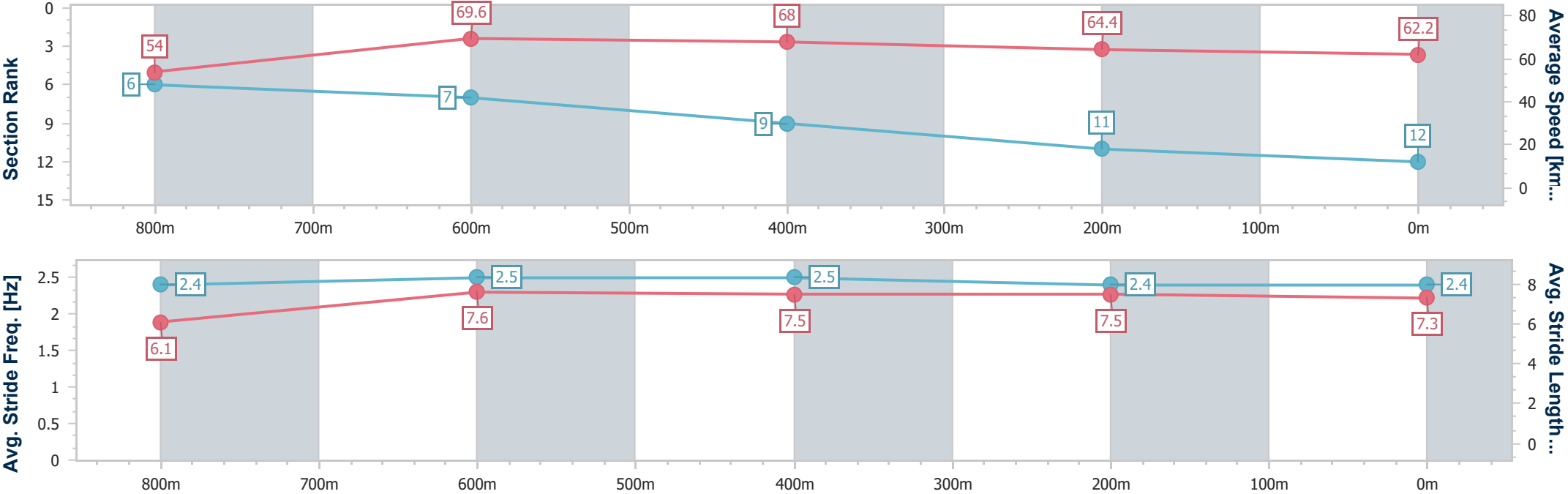
Horse/Jockey Name	Redna
Final Rank	12
Fastest Section Time (Section)	0:10.51 (800m)
Top Speed [km/h] (Section)	70.8 (600m)
Race State	Finished



TownsvilleProfessional
Race 1: LADBROKES ODDS SURGE QTIS Two-Year-Old
Maiden Plate - 1000m
29 June 2025 - 12:36
Track Rating: Soft 5, Weather: Fine, Rail Position: +6.0m 1000m-
W/Post; +3m Remainder



Section	Overall	800m	600m	400m	200m														
Section Times	0:57.52 [12] (0:13.35)	0:44.17 [6] (0:10.51)	0:33.66 [7] (0:10.83)	0:22.83 [9] (0:11.26)	0:11.57 [11] (0:11.57)														
Average Speed [km/h]	54.0	69.6	68.0	64.4	62.2														
Top Speed [km/h]	69.5	70.5	70.8	65.4	64.8														
Avg. Dist. to Rail [m]	6.3	4.2	4.4	5.9	8.5														
Avg. Stride Freq. [Hz]	2.4	2.5	2.5	2.4	2.4														
Avg. Stride Length [m]	6.1	7.6	7.5	7.5	7.3														





TownsvilleProfessional
Race 2: MITAVITE Maiden Handicap - 1200m
29 June 2025 - 13:17



Track Rating: Soft 5, Weather: Fine, Rail Position: +6.0m 1000m-W/Post; +3m Remainder

Section		Overall				1000m	800m	600m	400m	200m	Last 600m		
Field Times		1:09.77				0:55.77	0:44.91	0:34.00	0:22.92	0:11.65	0:34.00		
		(0:14.00)				(0:10.86)	(0:10.91)	(0:11.08)	(0:11.27)	(0:11.65)			
Rank	TAB	Horse/Jockey	Barrier	Top Speed [km/h]	Fastest Section						Margin	Distance Travelled [m]	
1	1	BIG DEMEANOR	4	67.6	0:10.86	1:09.77 [1]	0:55.52 [6]	0:44.48 [7]	0:33.57 [6]	0:22.71 [4]	0:11.46 [3]	1:09.77	0:33.57
		Ryan Wiggins		600m	600m	(0:14.25)	(0:11.04)	(0:10.91)	(0:10.86)	(0:11.25)	(0:11.46)		
2	15	ARIK LAD	1	66.8	0:10.76	1:09.78 [2]	0:55.65 [5]	0:44.89 [2]	0:33.94 [3]	0:22.81 [2]	0:11.66 [1]	0.08L	0:33.94
		Olivia Kendal		800m	1000m	(0:14.13)	(0:10.76)	(0:10.95)	(0:11.13)	(0:11.15)	(0:11.66)		-2
3	13	ONE SHOT MORE	9	67.5	0:10.90	1:10.49 [3]	0:56.49 [1]	0:45.57 [3]	0:34.67 [2]	0:23.64 [1]	0:12.24 [2]	4.24L	0:34.67
		Raul Silvera Olivera		800m	800m	(0:14.00)	(0:10.92)	(0:10.90)	(0:11.03)	(0:11.40)	(0:12.24)		-4
4	14	SNEAKY TAY	2	66.8	0:11.00	1:10.76 [4]	0:56.65 [4]	0:45.65 [4]	0:34.56 [5]	0:23.30 [7]	0:11.93 [7]	5.85L	0:34.56
		Nathan Thomas		1000m	1000m	(0:14.11)	(0:11.00)	(0:11.09)	(0:11.26)	(0:11.37)	(0:11.93)		+3
5	9	LONGCROSS	3	67.1	0:10.71	1:10.80 [5]	0:56.24 [10]	0:45.53 [6]	0:34.64 [4]	0:23.57 [5]	0:12.06 [4]	6.08L	0:34.64
		Chris Meehan		1000m	1000m	(0:14.56)	(0:10.71)	(0:10.89)	(0:11.07)	(0:11.51)	(0:12.06)		-11
6	4	BINGHAMTON	11	67.0	0:10.89	1:10.94 [6]	0:56.16 [12]	0:45.15 [12]	0:34.26 [11]	0:23.26 [10]	0:12.02 [10]	6.91L	0:34.26
		Justin Stanley		800m	800m	(0:14.78)	(0:11.01)	(0:10.89)	(0:11.00)	(0:11.24)	(0:12.02)		-8
7	11	KOBIE'S LUCK	10	66.8	0:10.98	1:11.11 [7]	0:57.07 [3]	0:45.85 [5]	0:34.87 [7]	0:23.65 [7]	0:12.24 [8]	7.89L	0:34.87
		Gabrielle Semmens		1000m	800m	(0:14.04)	(0:11.22)	(0:10.98)	(0:11.22)	(0:11.41)	(0:12.24)		+2
8	10	ARTHUR'S DREAM	7	67.1	0:10.94	1:11.24 [8]	0:56.89 [7]	0:45.73 [8]	0:34.74 [9]	0:23.80 [6]	0:12.42 [6]	8.68L	0:34.74
		Ashley Butler		800m	600m	(0:14.35)	(0:11.16)	(0:10.99)	(0:10.94)	(0:11.38)	(0:12.42)		-3
9	3	IRISH GIFT	5	67.4	0:10.95	1:11.25 [9]	0:56.77 [9]	0:45.73 [9]	0:34.78 [8]	0:23.70 [9]	0:12.37 [9]	8.72L	0:34.78
		Ivo Fry		800m	800m	(0:14.48)	(0:11.04)	(0:10.95)	(0:11.08)	(0:11.33)	(0:12.37)		-3
10	6	IL FAGIOLO	12	67.9	0:10.94	1:11.44 [10]	0:56.84 [11]	0:45.71 [11]	0:34.77 [10]	0:23.57 [11]	0:12.16 [11]	9.83L	0:34.77
		Jackson Murphy		800m	800m	(0:14.60)	(0:11.13)	(0:10.94)	(0:11.20)	(0:11.41)	(0:12.16)		-4

Scratched: Rum Rumble (#5), Red City Sun (#7), Spirit Ghost (#8)



Townsville Professional
Race 2: MITAVITE Maiden Handicap - 1200m
29 June 2025 - 13:17



Track Rating: Soft 5, Weather: Fine, Rail Position: +6.0m 1000m-W/Post; +3m Remainder

Section						Overall	1000m	800m	600m	400m	200m	Last 600m		
Field Times						1:09.77 (0:14.00)	0:55.77 (0:10.86)	0:44.91 (0:10.91)	0:34.00 (0:11.08)	0:22.92 (0:11.27)	0:11.65 (0:11.65)	0:34.00		
Rank	TAB	Horse/Jockey	Barrier	Top Speed [km/h]	Fastest Section								Margin	Distance Travelled [m]
11	2	GOODNIGHT ROMEO	8	67.0	0:11.20	1:11.54 [11]	0:57.17 [8]	0:45.88 [10]	0:34.68 [12]	0:23.37 [12]	0:12.05 [12]	10.45L	0:34.68	+4
		Graham Kliese		800m	800m	(0:14.37)	(0:11.29)	(0:11.20)	(0:11.31)	(0:11.32)	(0:12.05)			
12	12	PARDON THE PURR	6	68.0	0:10.85	1:11.75 [12]	0:57.74 [2]	0:46.89 [1]	0:35.98 [1]	0:24.78 [3]	0:13.01 [5]	11.69L	0:35.98	-3
		Jason Taylor		800m	1000m	(0:14.01)	(0:10.85)	(0:10.91)	(0:11.20)	(0:11.77)	(0:13.01)			

Scratched: Rum Rumble (#5), Red City Sun (#7), Spirit Ghost (#8)



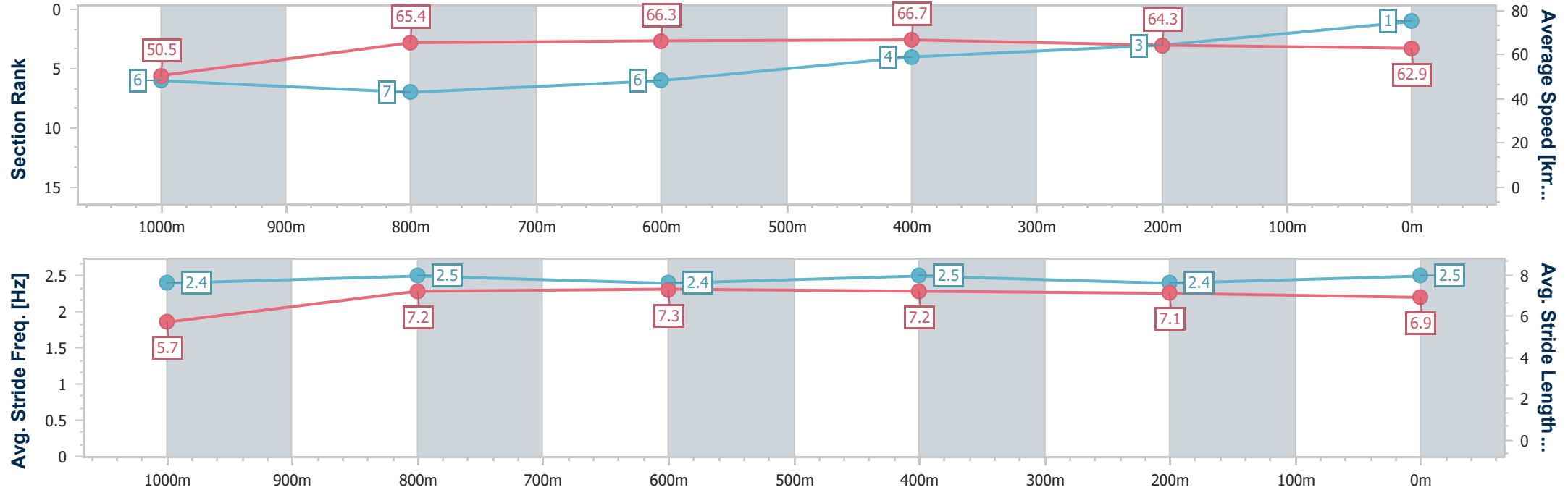
Horse/Jockey Name	Big Demeanor
Final Rank	1
Fastest Section Time (Section)	0:10.86 (600m)
Top Speed [km/h] (Section)	67.6 (600m)
Race State	Finished



Townsville Professional
Race 2: MITAVITE Maiden Handicap - 1200m
29 June 2025 - 13:17
Track Rating: Soft 5, Weather: Fine, Rail Position: +6.0m 1000m-
W/Post; +3m Remainder



Section	Overall	1000m	800m	600m	400m	200m							
Section Times	1:09.77 [1] (0:14.25)	0:55.52 [6] (0:11.04)	0:44.48 [7] (0:10.91)	0:33.57 [6] (0:10.86)	0:22.71 [4] (0:11.25)	0:11.46 [3] (0:11.46)							
Average Speed [km/h]	50.5	65.4	66.3	66.7	64.3	62.9							
Top Speed [km/h]	65.1	67.1	67.0	67.6	66.1	64.4							
Avg. Dist. to Rail [m]	3.6	1.2	1.2	1.3	3.3	4.5							
Avg. Stride Freq. [Hz]	2.4	2.5	2.4	2.5	2.4	2.5							
Avg. Stride Length [m]	5.7	7.2	7.3	7.2	7.1	6.9							





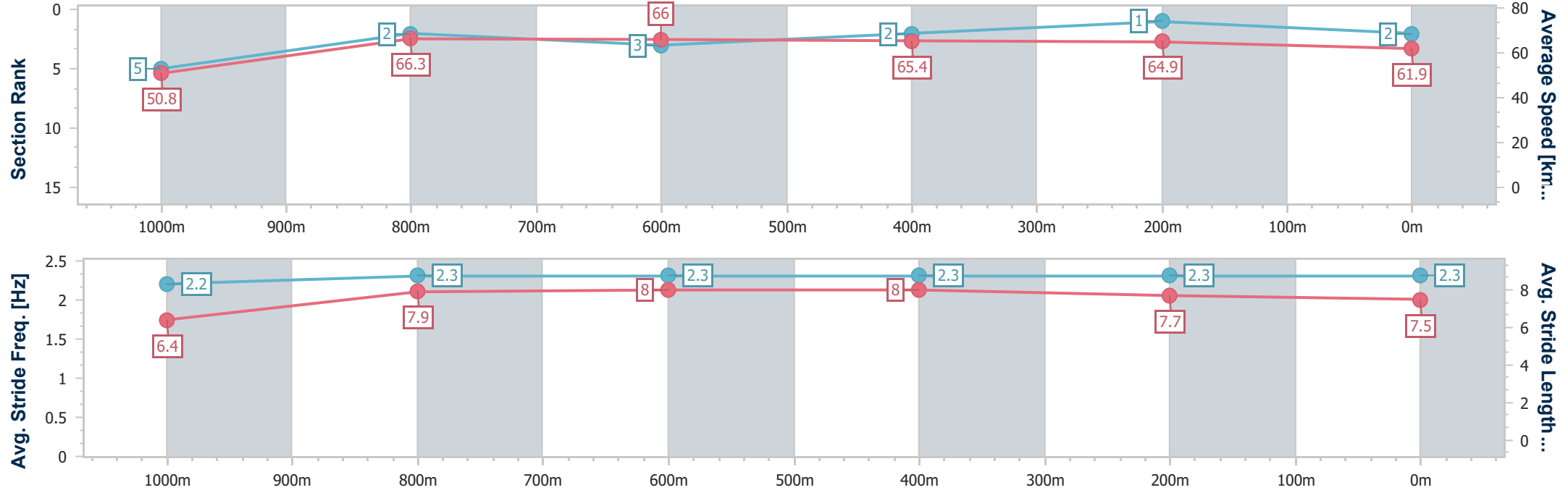
Horse/Jockey Name	Arik Lad
Final Rank	2
Fastest Section Time (Section)	0:10.76 (1000m)
Top Speed [km/h] (Section)	66.8 (800m)
Race State	Finished



TownsvilleProfessional
Race 2: MITAVITE Maiden Handicap - 1200m
29 June 2025 - 13:17
Track Rating: Soft 5, Weather: Fine, Rail Position: +6.0m 1000m-
W/Post; +3m Remainder



Section	Overall	1000m	800m	600m	400m	200m							
Section Times	1:09.78 [2] (0:14.13)	0:55.65 [5] (0:10.76)	0:44.89 [2] (0:10.95)	0:33.94 [3] (0:11.13)	0:22.81 [2] (0:11.15)	0:11.66 [1] (0:11.66)							
Average Speed [km/h]	50.8	66.3	66.0	65.4	64.9	61.9							
Top Speed [km/h]	66.6	66.8	66.8	65.7	65.7	63.9							
Avg. Dist. to Rail [m]	2.1	1.7	0.7	2.3	3.6	2.9							
Avg. Stride Freq. [Hz]	2.2	2.3	2.3	2.3	2.3	2.3							
Avg. Stride Length [m]	6.4	7.9	8.0	8.0	7.7	7.5							



[] Ranking at each section and finish
-.-.- No data available at this section
NA No data available



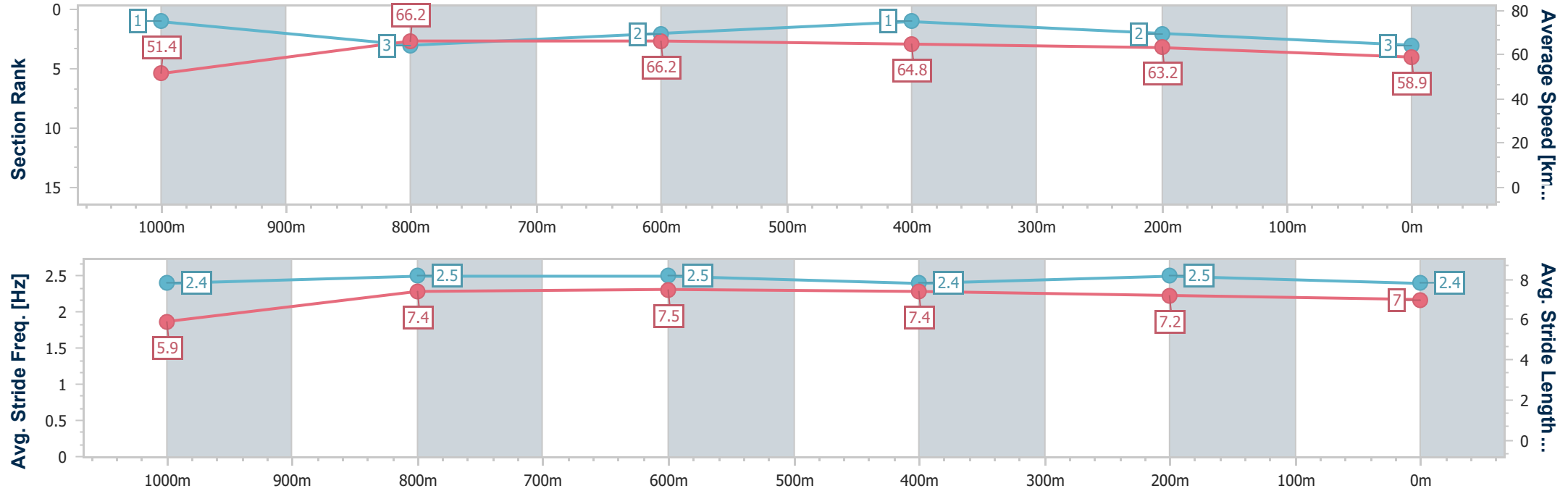
Horse/Jockey Name	One Shot More
Final Rank	3
Fastest Section Time (Section)	0:10.90 (800m)
Top Speed [km/h] (Section)	67.5 (800m)
Race State	Finished



Townsville Professional
Race 2: MITAVITE Maiden Handicap - 1200m
29 June 2025 - 13:17
Track Rating: Soft 5, Weather: Fine, Rail Position: +6.0m 1000m-
W/Post; +3m Remainder



Section	Overall	1000m	800m	600m	400m	200m								
Section Times	1:10.49 [3] (0:14.00)	0:56.49 [1] (0:10.92)	0:45.57 [3] (0:10.90)	0:34.67 [2] (0:11.03)	0:23.64 [1] (0:11.40)	0:12.24 [2] (0:12.24)								
Average Speed [km/h]	51.4	66.2	66.2	64.8	63.2	58.9								
Top Speed [km/h]	67.3	66.8	67.5	66.3	65.2	62.3								
Avg. Dist. to Rail [m]	5.3	1.4	0.4	1.1	1.5	1.2								
Avg. Stride Freq. [Hz]	2.4	2.5	2.5	2.4	2.5	2.4								
Avg. Stride Length [m]	5.9	7.4	7.5	7.4	7.2	7.0								





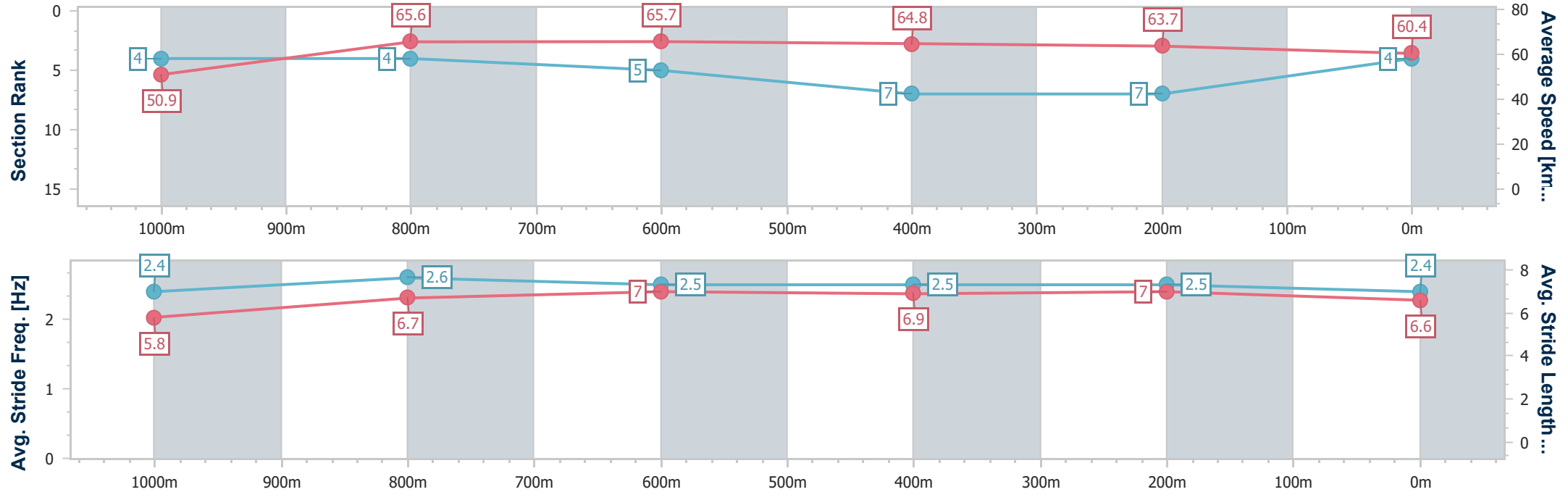
Horse/Jockey Name	Sneaky Tay
Final Rank	4
Fastest Section Time (Section)	0:11.00 (1000m)
Top Speed [km/h] (Section)	66.8 (1000m)
Race State	Finished



Townsville Professional
Race 2: MITAVITE Maiden Handicap - 1200m
29 June 2025 - 13:17
Track Rating: Soft 5, Weather: Fine, Rail Position: +6.0m 1000m-
W/Post; +3m Remainder



Section	Overall	1000m	800m	600m	400m	200m								
Section Times	1:10.76 [4] (0:14.11)	0:56.65 [4] (0:11.00)	0:45.65 [4] (0:11.09)	0:34.56 [5] (0:11.26)	0:23.30 [7] (0:11.37)	0:11.93 [7] (0:11.93)								
Average Speed [km/h]	50.9	65.6	65.7	64.8	63.7	60.4								
Top Speed [km/h]	66.0	66.8	66.8	66.0	64.3	62.9								
Avg. Dist. to Rail [m]	2.6	1.8	3.0	2.7	4.0	6.6								
Avg. Stride Freq. [Hz]	2.4	2.6	2.5	2.5	2.5	2.4								
Avg. Stride Length [m]	5.8	6.7	7.0	6.9	7.0	6.6								





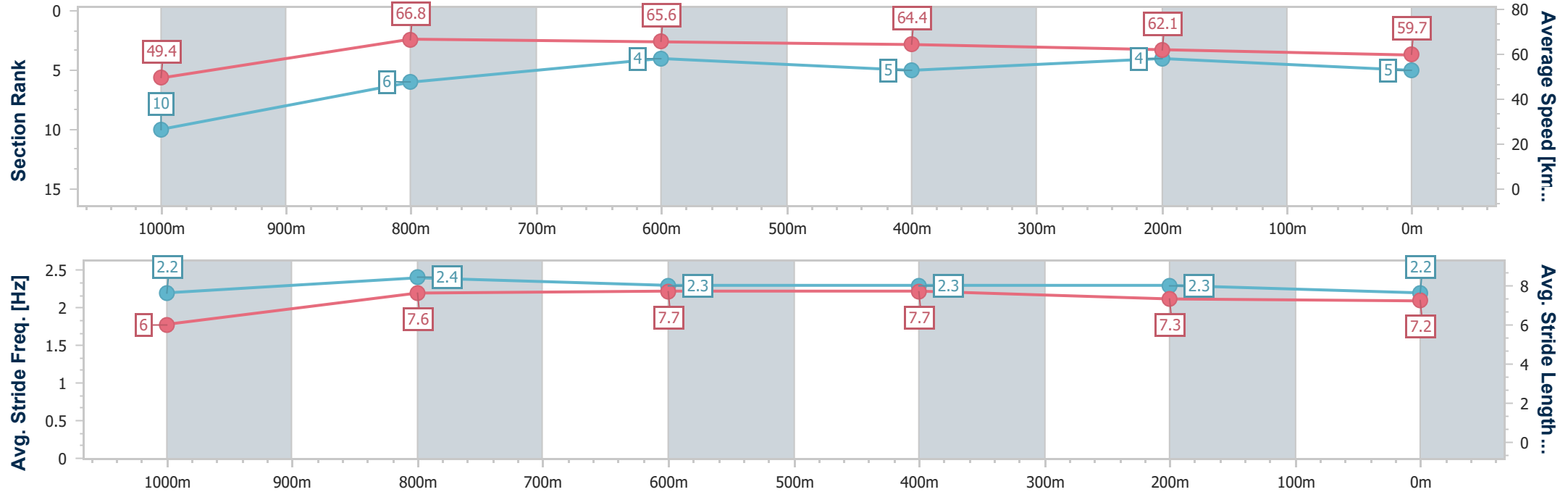
Horse/Jockey Name	Longcross
Final Rank	5
Fastest Section Time (Section)	0:10.71 (1000m)
Top Speed [km/h] (Section)	67.1 (1000m)
Race State	Finished



Townsville Professional
Race 2: MITAVITE Maiden Handicap - 1200m
29 June 2025 - 13:17
Track Rating: Soft 5, Weather: Fine, Rail Position: +6.0m 1000m-
W/Post; +3m Remainder



Section	Overall	1000m	800m	600m	400m	200m							
Section Times	1:10.80 [5] (0:14.56)	0:56.24 [10] (0:10.71)	0:45.53 [6] (0:10.89)	0:34.64 [4] (0:11.07)	0:23.57 [5] (0:11.51)	0:12.06 [4] (0:12.06)							
Average Speed [km/h]	49.4	66.8	65.6	64.4	62.1	59.7							
Top Speed [km/h]	66.6	67.1	66.7	64.9	63.4	61.7							
Avg. Dist. to Rail [m]	2.9	1.3	1.6	2.3	4.6	4.8							
Avg. Stride Freq. [Hz]	2.2	2.4	2.3	2.3	2.3	2.2							
Avg. Stride Length [m]	6.0	7.6	7.7	7.7	7.3	7.2							





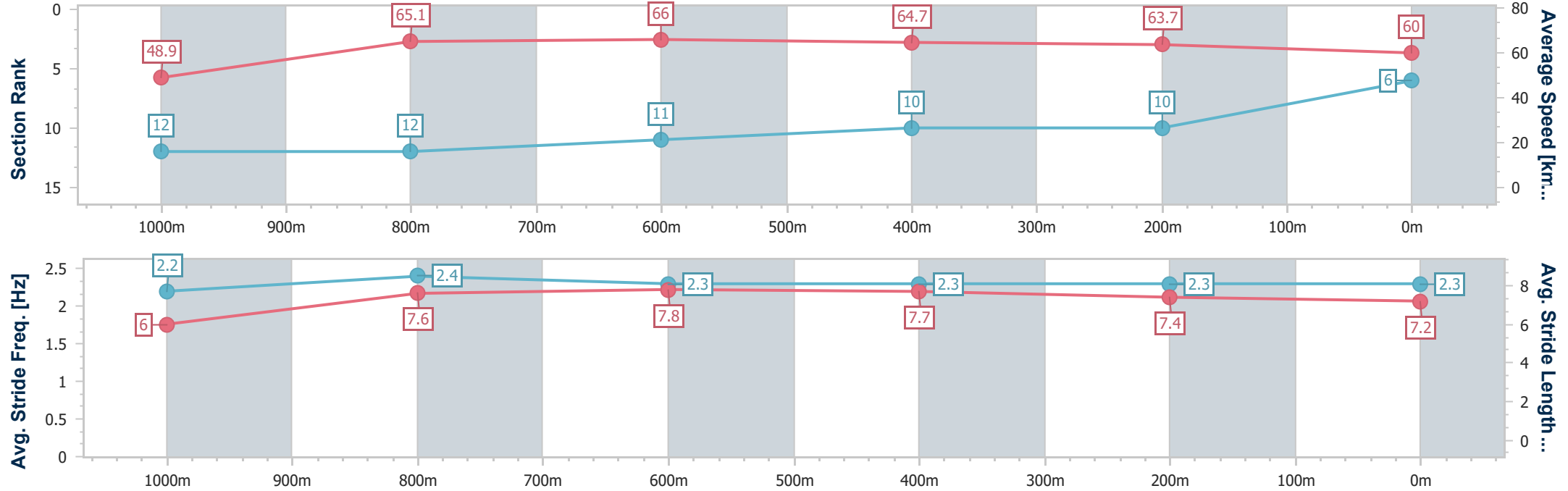
Horse/Jockey Name	Binghamton
Final Rank	6
Fastest Section Time (Section)	0:10.89 (800m)
Top Speed [km/h] (Section)	67.0 (800m)
Race State	Finished



Townsville Professional
Race 2: MITAVITE Maiden Handicap - 1200m
29 June 2025 - 13:17
Track Rating: Soft 5, Weather: Fine, Rail Position: +6.0m 1000m-
W/Post; +3m Remainder



Section	Overall	1000m	800m	600m	400m	200m							
Section Times	1:10.94 [6] (0:14.78)	0:56.16 [12] (0:11.01)	0:45.15 [12] (0:10.89)	0:34.26 [11] (0:11.00)	0:23.26 [10] (0:11.24)	0:12.02 [10] (0:12.02)							
Average Speed [km/h]	48.9	65.1	66.0	64.7	63.7	60.0							
Top Speed [km/h]	64.7	66.3	67.0	66.2	64.8	62.1							
Avg. Dist. to Rail [m]	7.2	1.0	0.5	2.1	2.0	0.8							
Avg. Stride Freq. [Hz]	2.2	2.4	2.3	2.3	2.3	2.3							
Avg. Stride Length [m]	6.0	7.6	7.8	7.7	7.4	7.2							





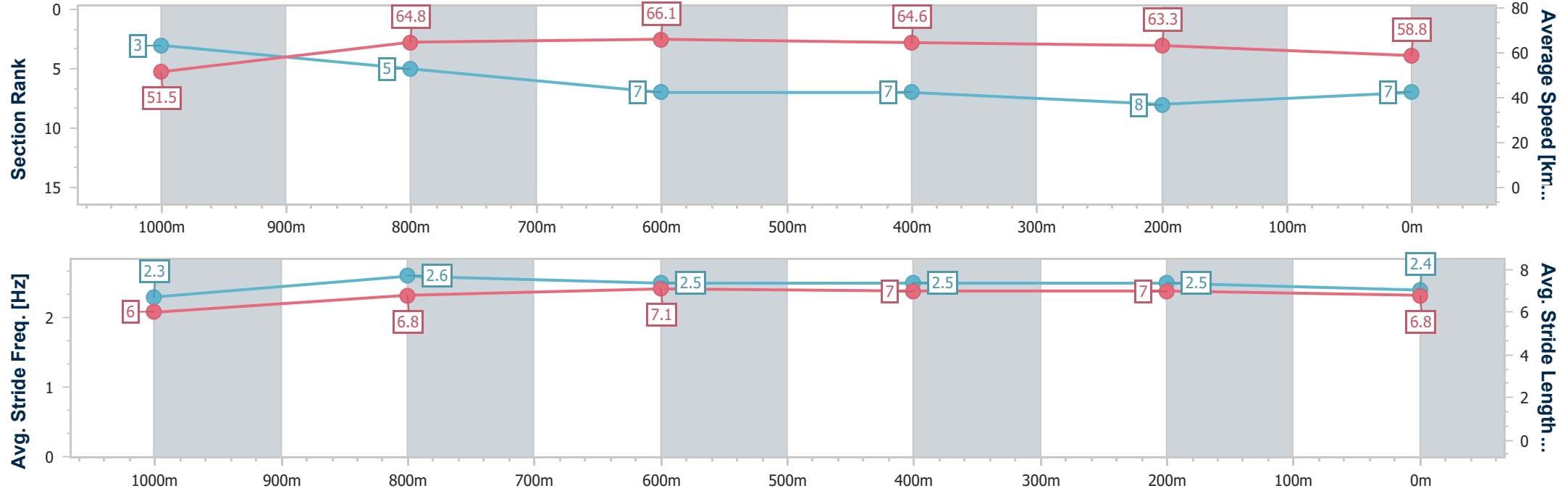
Horse/Jockey Name	Kobie's Luck
Final Rank	7
Fastest Section Time (Section)	0:10.98 (800m)
Top Speed [km/h] (Section)	66.8 (1000m)
Race State	Finished



Townsville Professional
Race 2: MITAVITE Maiden Handicap - 1200m
29 June 2025 - 13:17
Track Rating: Soft 5, Weather: Fine, Rail Position: +6.0m 1000m-
W/Post; +3m Remainder



Section	Overall	1000m	800m	600m	400m	200m								
Section Times	1:11.11 [7] (0:14.04)	0:57.07 [3] (0:11.22)	0:45.85 [5] (0:10.98)	0:34.87 [7] (0:11.22)	0:23.65 [7] (0:11.41)	0:12.24 [8] (0:12.24)								
Average Speed [km/h]	51.5	64.8	66.1	64.6	63.3	58.8								
Top Speed [km/h]	66.5	66.8	66.7	65.1	64.5	61.8								
Avg. Dist. to Rail [m]	8.0	2.1	2.3	1.1	2.6	4.5								
Avg. Stride Freq. [Hz]	2.3	2.6	2.5	2.5	2.5	2.4								
Avg. Stride Length [m]	6.0	6.8	7.1	7.0	7.0	6.8								





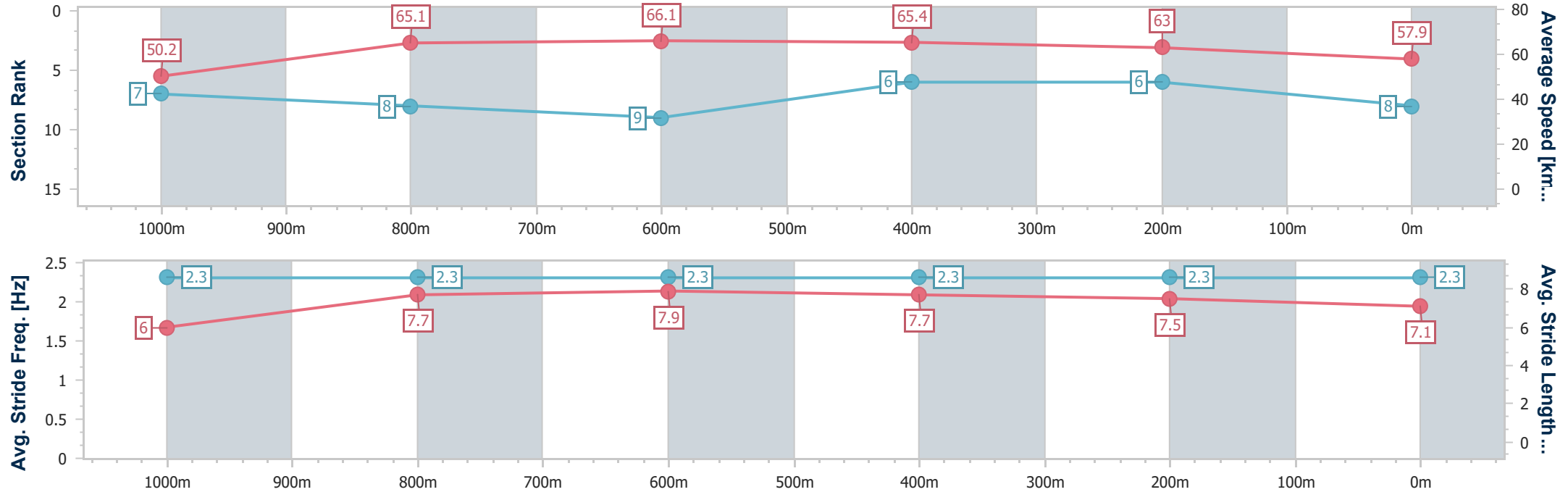
Horse/Jockey Name	Arthur's Dream
Final Rank	8
Fastest Section Time (Section)	0:10.94 (600m)
Top Speed [km/h] (Section)	67.1 (800m)
Race State	Finished



TownsvilleProfessional
Race 2: MITAVITE Maiden Handicap - 1200m
29 June 2025 - 13:17
Track Rating: Soft 5, Weather: Fine, Rail Position: +6.0m 1000m-
W/Post; +3m Remainder



Section	Overall	1000m	800m	600m	400m	200m								
Section Times	1:11.24 [8] (0:14.35)	0:56.89 [7] (0:11.16)	0:45.73 [8] (0:10.99)	0:34.74 [9] (0:10.94)	0:23.80 [6] (0:11.38)	0:12.42 [6] (0:12.42)								
Average Speed [km/h]	50.2	65.1	66.1	65.4	63.0	57.9								
Top Speed [km/h]	64.5	66.5	67.1	66.9	64.6	60.2								
Avg. Dist. to Rail [m]	5.0	1.9	2.0	1.3	1.5	0.2								
Avg. Stride Freq. [Hz]	2.3	2.3	2.3	2.3	2.3	2.3								
Avg. Stride Length [m]	6.0	7.7	7.9	7.7	7.5	7.1								





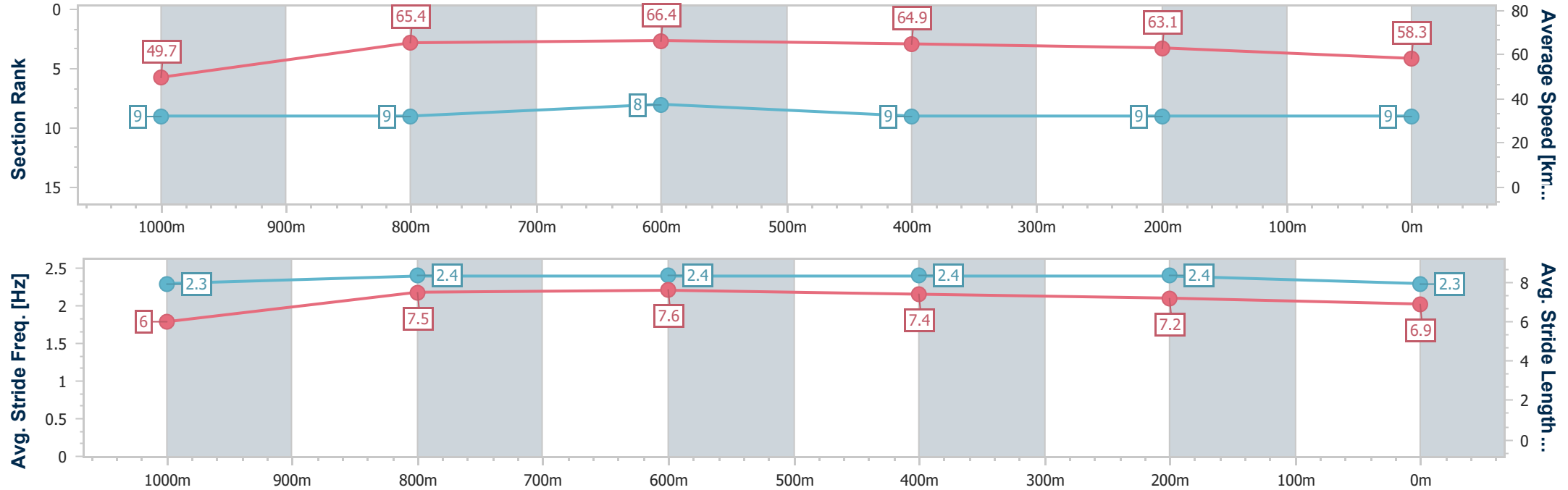
Horse/Jockey Name	Irish Gift
Final Rank	9
Fastest Section Time (Section)	0:10.95 (800m)
Top Speed [km/h] (Section)	67.4 (800m)
Race State	Finished



Townsville Professional
Race 2: MITAVITE Maiden Handicap - 1200m
29 June 2025 - 13:17
Track Rating: Soft 5, Weather: Fine, Rail Position: +6.0m 1000m-
W/Post; +3m Remainder



Section	Overall	1000m	800m	600m	400m	200m								
Section Times	1:11.25 [9] (0:14.48)	0:56.77 [9] (0:11.04)	0:45.73 [9] (0:10.95)	0:34.78 [8] (0:11.08)	0:23.70 [9] (0:11.33)	0:12.37 [9] (0:12.37)								
Average Speed [km/h]	49.7	65.4	66.4	64.9	63.1	58.3								
Top Speed [km/h]	65.2	67.0	67.4	66.1	65.2	61.2								
Avg. Dist. to Rail [m]	4.0	1.2	1.8	0.9	2.5	1.0								
Avg. Stride Freq. [Hz]	2.3	2.4	2.4	2.4	2.4	2.3								
Avg. Stride Length [m]	6.0	7.5	7.6	7.4	7.2	6.9								





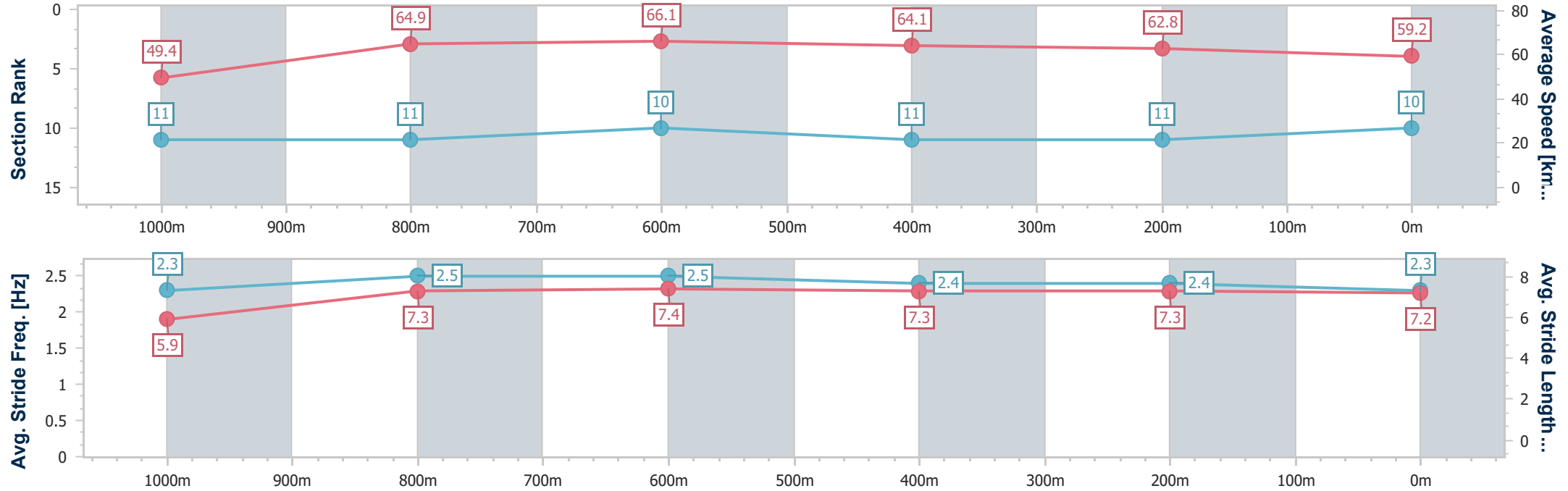
Horse/Jockey Name	Il Fagiolo
Final Rank	10
Fastest Section Time (Section)	0:10.94 (800m)
Top Speed [km/h] (Section)	67.9 (800m)
Race State	Finished



Townsville Professional
Race 2: MITAVITE Maiden Handicap - 1200m
29 June 2025 - 13:17
Track Rating: Soft 5, Weather: Fine, Rail Position: +6.0m 1000m-
W/Post; +3m Remainder



Section	Overall	1000m	800m	600m	400m	200m							
Section Times	1:11.44 [10] (0:14.60)	0:56.84 [11] (0:11.13)	0:45.71 [11] (0:10.94)	0:34.77 [10] (0:11.20)	0:23.57 [11] (0:11.41)	0:12.16 [11] (0:12.16)							
Average Speed [km/h]	49.4	64.9	66.1	64.1	62.8	59.2							
Top Speed [km/h]	64.8	67.6	67.9	66.5	64.0	62.0							
Avg. Dist. to Rail [m]	7.8	0.9	0.8	0.8	1.0	1.9							
Avg. Stride Freq. [Hz]	2.3	2.5	2.5	2.4	2.4	2.3							
Avg. Stride Length [m]	5.9	7.3	7.4	7.3	7.3	7.2							





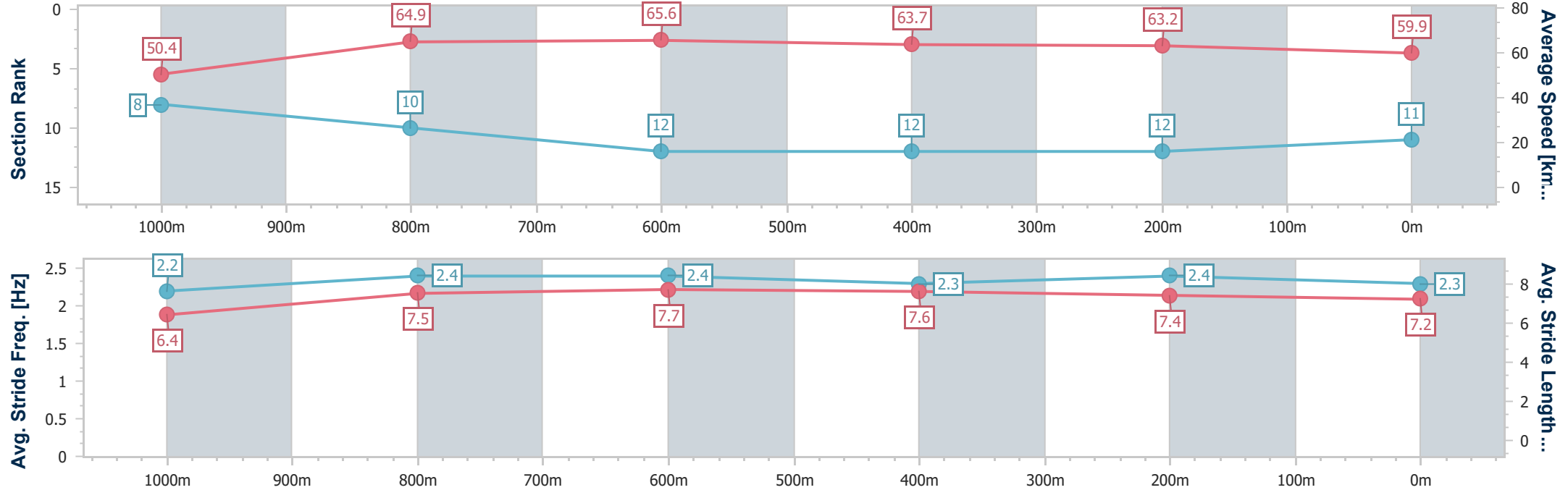
Horse/Jockey Name	Goodnight Romeo
Final Rank	11
Fastest Section Time (Section)	0:11.20 (800m)
Top Speed [km/h] (Section)	67.0 (800m)
Race State	Finished



TownsvilleProfessional
Race 2: MITAVITE Maiden Handicap - 1200m
29 June 2025 - 13:17
Track Rating: Soft 5, Weather: Fine, Rail Position: +6.0m 1000m-
W/Post; +3m Remainder



Section	Overall	1000m	800m	600m	400m	200m							
Section Times	1:11.54 [11] (0:14.37)	0:57.17 [8] (0:11.29)	0:45.88 [10] (0:11.20)	0:34.68 [12] (0:11.31)	0:23.37 [12] (0:11.32)	0:12.05 [12] (0:12.05)							
Average Speed [km/h]	50.4	64.9	65.6	63.7	63.2	59.9							
Top Speed [km/h]	66.4	66.6	67.0	66.1	64.5	63.7							
Avg. Dist. to Rail [m]	7.1	3.8	4.1	0.8	1.5	2.6							
Avg. Stride Freq. [Hz]	2.2	2.4	2.4	2.3	2.4	2.3							
Avg. Stride Length [m]	6.4	7.5	7.7	7.6	7.4	7.2							





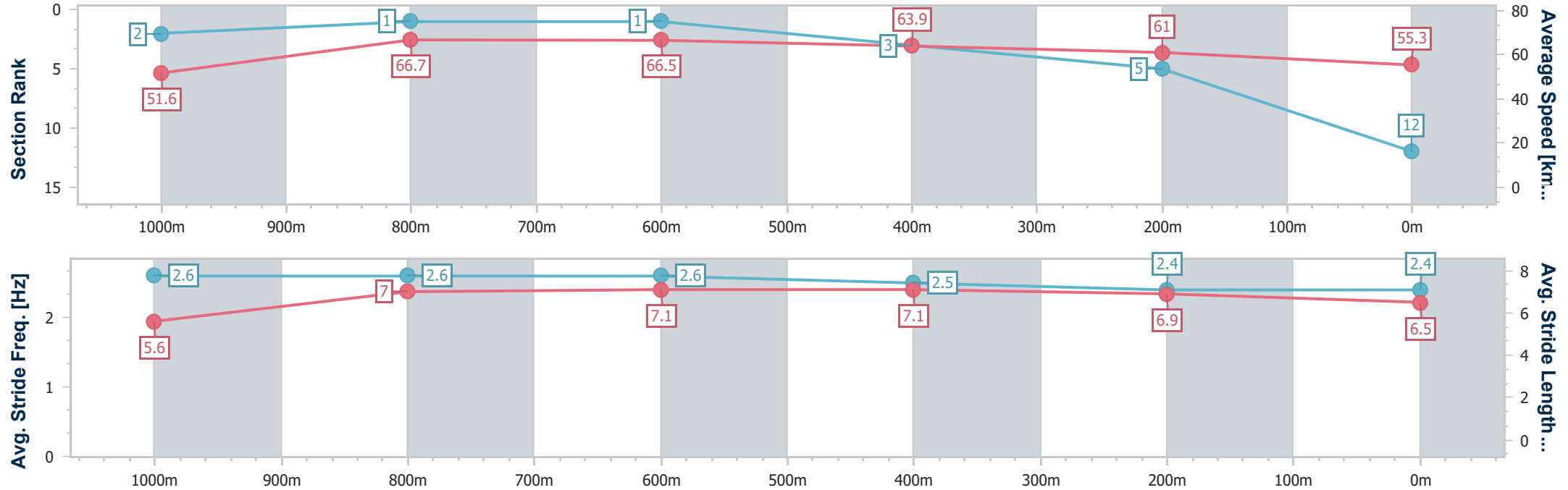
Horse/Jockey Name	Pardon The Purr
Final Rank	12
Fastest Section Time (Section)	0:10.85 (1000m)
Top Speed [km/h] (Section)	68.0 (800m)
Race State	Finished



Townsville Professional
Race 2: MITAVITE Maiden Handicap - 1200m
29 June 2025 - 13:17
Track Rating: Soft 5, Weather: Fine, Rail Position: +6.0m 1000m-
W/Post; +3m Remainder



Section	Overall	1000m	800m	600m	400m	200m							
Section Times	1:11.75 [12] (0:14.01)	0:57.74 [2] (0:10.85)	0:46.89 [1] (0:10.91)	0:35.98 [1] (0:11.20)	0:24.78 [3] (0:11.77)	0:13.01 [5] (0:13.01)							
Average Speed [km/h]	51.6	66.7	66.5	63.9	61.0	55.3							
Top Speed [km/h]	67.1	67.6	68.0	64.5	62.9	58.4							
Avg. Dist. to Rail [m]	4.7	1.6	1.3	0.9	1.0	1.5							
Avg. Stride Freq. [Hz]	2.6	2.6	2.6	2.5	2.4	2.4							
Avg. Stride Length [m]	5.6	7.0	7.1	7.1	6.9	6.5							





TownsvilleProfessional

Race 3: HYGAIN BENCHMARK 65 Handicap - 1200m

29 June 2025 - 13:56



Track Rating: Soft 5, Weather: Fine, Rail Position: +6.0m 1000m-W/Post; +3m Remainder

Section						Overall	1000m	800m	600m	400m	200m	Last 600m		
Field Times						1:08.86 (0:13.74)	0:55.12 (0:10.74)	0:44.38 (0:10.75)	0:33.63 (0:11.01)	0:22.62 (0:11.13)	0:11.49 (0:11.49)	0:33.63		
Rank	TAB	Horse/Jockey	Barrier	Top Speed [km/h]	Fastest Section							Margin	Distance Travelled [m]	
1	7	LEAN EAGLE	4	68.0	0:10.72	1:08.86 [1]	0:54.49 [7]	0:43.70 [7]	0:32.95 [7]	0:22.23 [6]	0:11.48 [2]	1:08.86	0:32.95	
		Ryan Wiggins		1000m	600m	(0:14.37)	(0:10.79)	(0:10.75)	(0:10.72)	(0:10.75)	(0:11.48)			
2	9	TALONS	1	69.1	0:10.79	1:09.00 [2]	0:54.96 [3]	0:44.13 [3]	0:33.30 [3]	0:22.51 [4]	0:11.51 [3]	0.83L	0:33.30	+2
		Ivo Fry		600m	600m	(0:14.04)	(0:10.83)	(0:10.83)	(0:10.79)	(0:11.00)	(0:11.51)			
3	10	TYMON	3	69.8	0:10.64	1:09.00 [3]	0:54.30 [10]	0:43.61 [8]	0:32.97 [8]	0:22.27 [8]	0:11.36 [7]	0.86L	0:32.97	+3
		Olivia Kendal		1000m	800m	(0:14.70)	(0:10.69)	(0:10.64)	(0:10.70)	(0:10.91)	(0:11.36)			
4	8	ROOM FOR SQUARES	7	68.2	0:10.74	1:09.00 [4]	0:55.26 [1]	0:44.52 [1]	0:33.77 [1]	0:22.76 [1]	0:11.63 [1]	0.87L	0:33.77	+6
		Jason Babarovich		800m	1000m	(0:13.74)	(0:10.74)	(0:10.75)	(0:11.01)	(0:11.13)	(0:11.63)			
5	6	CHARTWELL	6	68.4	0:10.68	1:09.09 [5]	0:54.77 [6]	0:43.93 [6]	0:33.25 [6]	0:22.41 [7]	0:11.51 [4]	1.4L	0:33.25	+5
		Ashley Butler		800m	800m	(0:14.32)	(0:10.84)	(0:10.68)	(0:10.84)	(0:10.90)	(0:11.51)			
6	2	DEALING'S DONE	10	69.4	0:10.69	1:09.51 [6]	0:55.35 [5]	0:44.49 [5]	0:33.80 [5]	0:23.00 [5]	0:11.87 [6]	3.83L	0:33.80	+9
		Sean Cormack		600m	800m	(0:14.16)	(0:10.86)	(0:10.69)	(0:10.80)	(0:11.13)	(0:11.87)			
7	1	MEMPHIS SHADOW	5	68.8	0:10.75	1:09.74 [7]	0:55.13 [9]	0:44.30 [10]	0:33.55 [10]	0:22.72 [10]	0:11.66 [9]	5.18L	0:33.55	+4
		Nathan Thomas		1000m	800m	(0:14.61)	(0:10.83)	(0:10.75)	(0:10.83)	(0:11.06)	(0:11.66)			
8	3	STARHATTAN	9	68.9	0:10.70	1:10.00 [8]	0:55.51 [8]	0:44.60 [9]	0:33.90 [9]	0:23.03 [9]	0:11.80 [10]	6.7L	0:33.90	+7
		Cody Collis		1000m	800m	(0:14.49)	(0:10.91)	(0:10.70)	(0:10.87)	(0:11.23)	(0:11.80)			
9	4	YOU ARE KING	8	69.1	0:10.74	1:10.02 [9]	0:56.25 [2]	0:45.40 [2]	0:34.66 [2]	0:23.70 [2]	0:12.39 [5]	6.85L	0:34.66	+6
		Isabella Teh		800m	800m	(0:13.77)	(0:10.85)	(0:10.74)	(0:10.96)	(0:11.31)	(0:12.39)			
10	5	SUPER FAST	2	68.8	0:10.73	1:10.45 [10]	0:56.41 [4]	0:45.48 [4]	0:34.75 [4]	0:23.97 [3]	0:12.66 [8]	9.38L	0:34.75	+6
		Justin Stanley		600m	800m	(0:14.04)	(0:10.93)	(0:10.73)	(0:10.78)	(0:11.31)	(0:12.66)			



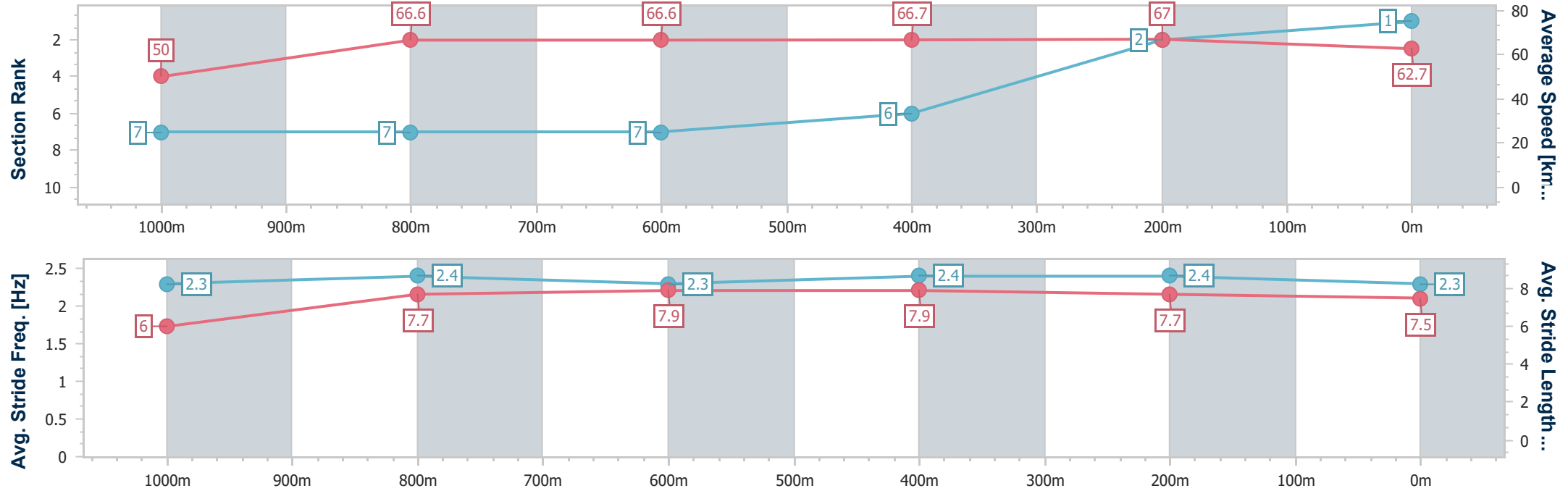
Horse/Jockey Name	Lean Eagle
Final Rank	1
Fastest Section Time (Section)	0:10.72 (600m)
Top Speed [km/h] (Section)	68.0 (1000m)
Race State	Finished



TownsvilleProfessional
Race 3: HYGAIN BENCHMARK 65 Handicap - 1200m
29 June 2025 - 13:56
Track Rating: Soft 5, Weather: Fine, Rail Position: +6.0m 1000m-
W/Post; +3m Remainder



Section	Overall	1000m	800m	600m	400m	200m							
Section Times	1:08.86 [1] (0:14.37)	0:54.49 [7] (0:10.79)	0:43.70 [7] (0:10.75)	0:32.95 [7] (0:10.72)	0:22.23 [6] (0:10.75)	0:11.48 [2] (0:11.48)							
Average Speed [km/h]	50.0	66.6	66.6	66.7	67.0	62.7							
Top Speed [km/h]	64.8	68.0	67.4	67.5	67.9	66.1							
Avg. Dist. to Rail [m]	3.7	1.0	1.0	1.2	0.5	1.3							
Avg. Stride Freq. [Hz]	2.3	2.4	2.3	2.4	2.4	2.3							
Avg. Stride Length [m]	6.0	7.7	7.9	7.9	7.7	7.5							





Horse/Jockey Name	Talons
Final Rank	2
Fastest Section Time (Section)	0:10.79 (600m)
Top Speed [km/h] (Section)	69.1 (600m)
Race State	Finished

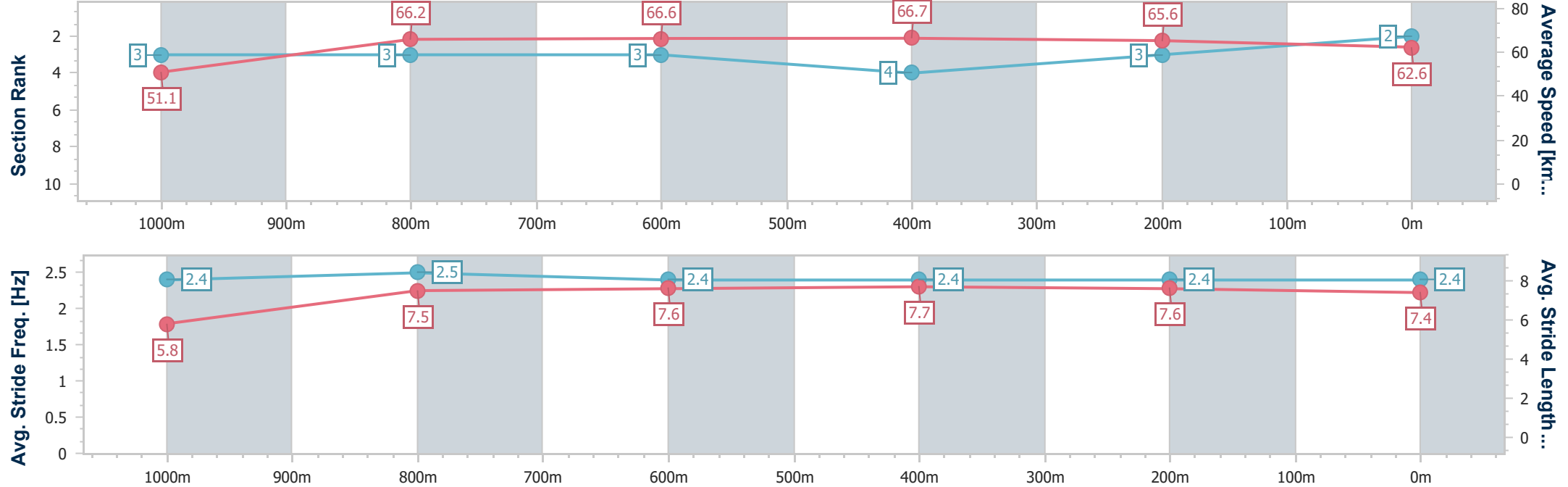


TownsvilleProfessional
Race 3: HYGAIN BENCHMARK 65 Handicap - 1200m

29 June 2025 - 13:56
Track Rating: Soft 5, Weather: Fine, Rail Position: +6.0m 1000m-
W/Post; +3m Remainder



Section	Overall	1000m	800m	600m	400m	200m								
Section Times	1:09.00 [2] (0:14.04)	0:54.96 [3] (0:10.83)	0:44.13 [3] (0:10.83)	0:33.30 [3] (0:10.79)	0:22.51 [4] (0:11.00)	0:11.51 [3] (0:11.51)								
Average Speed [km/h]	51.1	66.2	66.6	66.7	65.6	62.6								
Top Speed [km/h]	65.2	67.8	67.7	69.1	66.9	64.8								
Avg. Dist. to Rail [m]	1.9	1.1	0.3	0.6	1.9	5.6								
Avg. Stride Freq. [Hz]	2.4	2.5	2.4	2.4	2.4	2.4								
Avg. Stride Length [m]	5.8	7.5	7.6	7.7	7.6	7.4								





Horse/Jockey Name	Tymon
Final Rank	3
Fastest Section Time (Section)	0:10.64 (800m)
Top Speed [km/h] (Section)	69.8 (1000m)
Race State	Finished

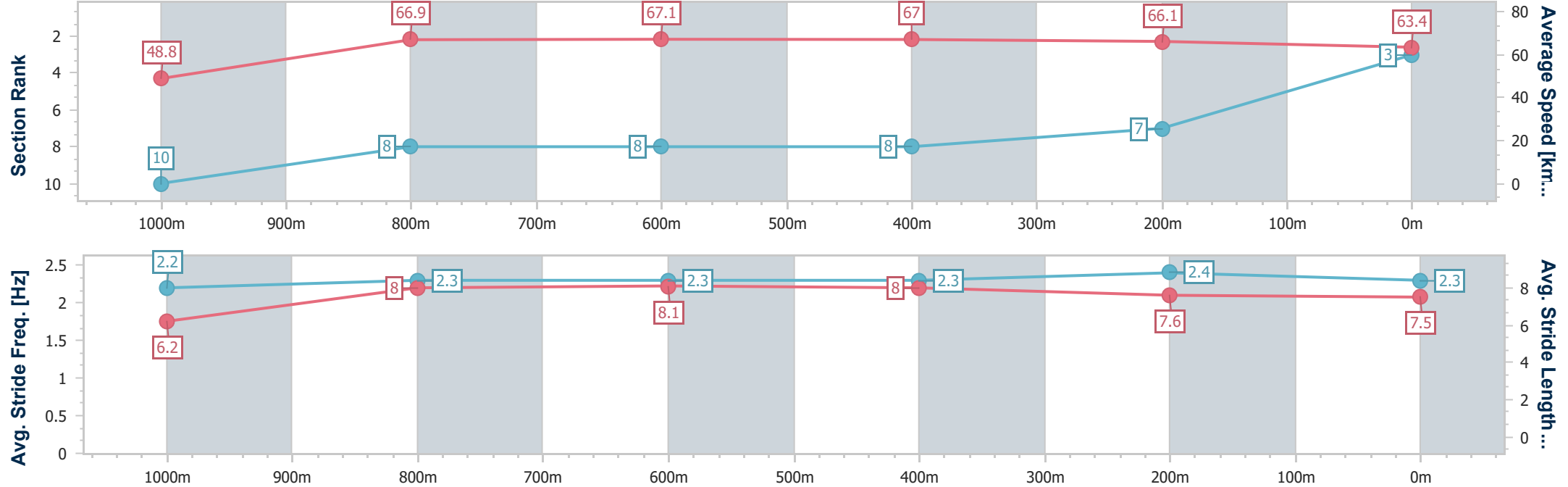


TownsvilleProfessional
Race 3: HYGAIN BENCHMARK 65 Handicap - 1200m

29 June 2025 - 13:56
Track Rating: Soft 5, Weather: Fine, Rail Position: +6.0m 1000m-
W/Post; +3m Remainder



Section	Overall	1000m	800m	600m	400m	200m							
Section Times	1:09.00 [3] (0:14.70)	0:54.30 [10] (0:10.69)	0:43.61 [8] (0:10.64)	0:32.97 [8] (0:10.70)	0:22.27 [8] (0:10.91)	0:11.36 [7] (0:11.36)							
Average Speed [km/h]	48.8	66.9	67.1	67.0	66.1	63.4							
Top Speed [km/h]	65.5	69.8	68.3	68.3	66.9	65.6							
Avg. Dist. to Rail [m]	2.3	1.5	1.8	0.8	1.1	1.9							
Avg. Stride Freq. [Hz]	2.2	2.3	2.3	2.3	2.4	2.3							
Avg. Stride Length [m]	6.2	8.0	8.1	8.0	7.6	7.5							



[] Ranking at each section and finish
-.-.- No data available at this section
NA No data available



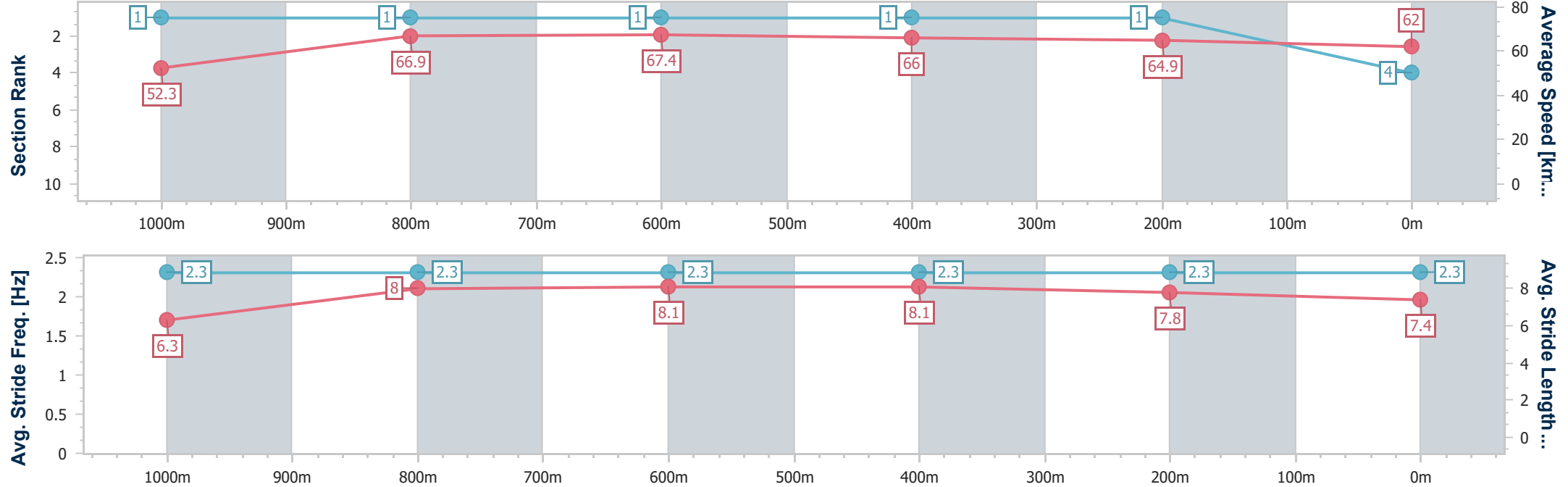
Horse/Jockey Name	Room For Squares
Final Rank	4
Fastest Section Time (Section)	0:10.74 (1000m)
Top Speed [km/h] (Section)	68.2 (800m)
Race State	Finished



TownsvilleProfessional
Race 3: HYGAIN BENCHMARK 65 Handicap - 1200m
29 June 2025 - 13:56
Track Rating: Soft 5, Weather: Fine, Rail Position: +6.0m 1000m-
W/Post; +3m Remainder



Section	Overall	1000m	800m	600m	400m	200m							
Section Times	1:09.00 [4] (0:13.74)	0:55.26 [1] (0:10.74)	0:44.52 [1] (0:10.75)	0:33.77 [1] (0:11.01)	0:22.76 [1] (0:11.13)	0:11.63 [1] (0:11.63)							
Average Speed [km/h]	52.3	66.9	67.4	66.0	64.9	62.0							
Top Speed [km/h]	66.6	68.0	68.2	67.3	66.4	64.1							
Avg. Dist. to Rail [m]	5.3	1.3	1.4	1.7	2.2	3.2							
Avg. Stride Freq. [Hz]	2.3	2.3	2.3	2.3	2.3	2.3							
Avg. Stride Length [m]	6.3	8.0	8.1	8.1	7.8	7.4							





Horse/Jockey Name	Chartwell
Final Rank	5
Fastest Section Time (Section)	0:10.68 (800m)
Top Speed [km/h] (Section)	68.4 (800m)
Race State	Finished

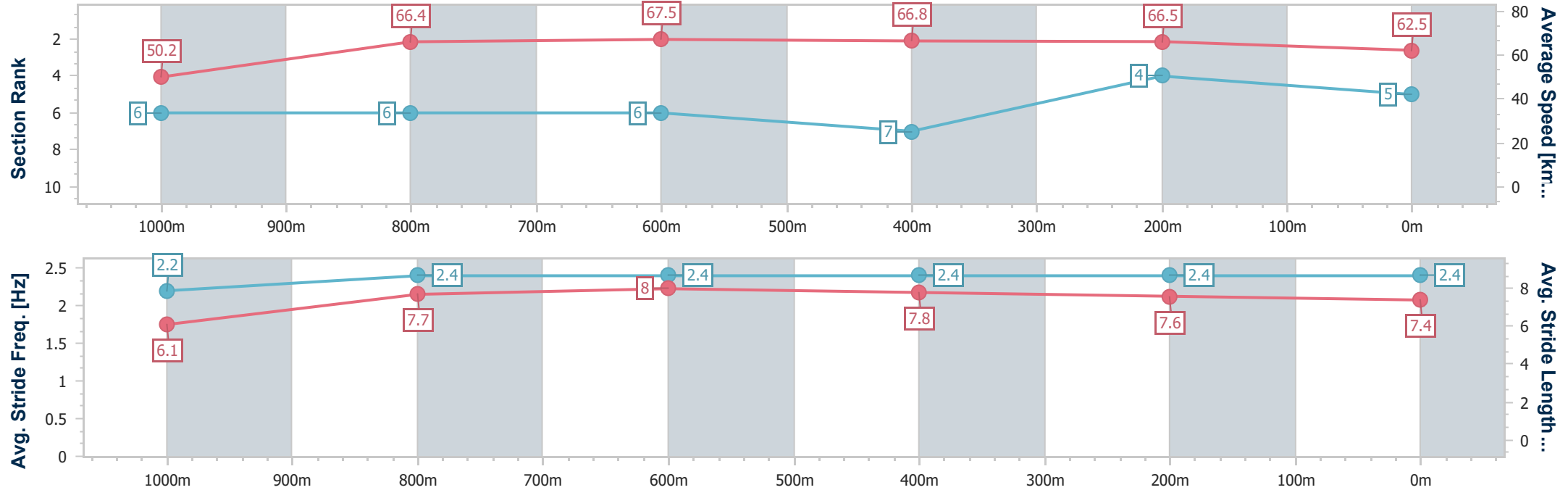


TownsvilleProfessional
Race 3: HYGAIN BENCHMARK 65 Handicap - 1200m

29 June 2025 - 13:56
Track Rating: Soft 5, Weather: Fine, Rail Position: +6.0m 1000m-
W/Post; +3m Remainder



Section	Overall	1000m	800m	600m	400m	200m								
Section Times	1:09.09 [5] (0:14.32)	0:54.77 [6] (0:10.84)	0:43.93 [6] (0:10.68)	0:33.25 [6] (0:10.84)	0:22.41 [7] (0:10.90)	0:11.51 [4] (0:11.51)								
Average Speed [km/h]	50.2	66.4	67.5	66.8	66.5	62.5								
Top Speed [km/h]	63.4	68.4	68.4	68.1	67.3	65.1								
Avg. Dist. to Rail [m]	4.0	0.8	0.2	1.1	4.6	6.3								
Avg. Stride Freq. [Hz]	2.2	2.4	2.4	2.4	2.4	2.4								
Avg. Stride Length [m]	6.1	7.7	8.0	7.8	7.6	7.4								





Horse/Jockey Name	Dealing's Done
Final Rank	6
Fastest Section Time (Section)	0:10.69 (800m)
Top Speed [km/h] (Section)	69.4 (600m)
Race State	Finished

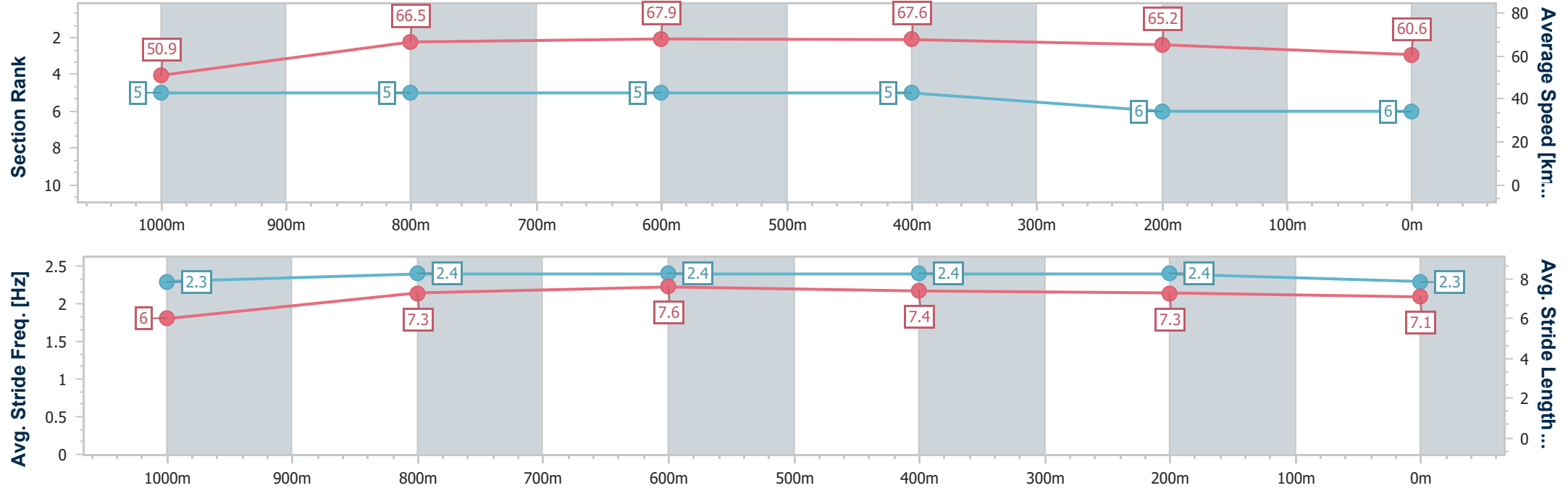


TownsvilleProfessional
Race 3: HYGAIN BENCHMARK 65 Handicap - 1200m

29 June 2025 - 13:56
Track Rating: Soft 5, Weather: Fine, Rail Position: +6.0m 1000m-
W/Post; +3m Remainder



Section	Overall	1000m	800m	600m	400m	200m								
Section Times	1:09.51 [6] (0:14.16)	0:55.35 [5] (0:10.86)	0:44.49 [5] (0:10.69)	0:33.80 [5] (0:10.80)	0:23.00 [5] (0:11.13)	0:11.87 [6] (0:11.87)								
Average Speed [km/h]	50.9	66.5	67.9	67.6	65.2	60.6								
Top Speed [km/h]	64.0	68.3	68.5	69.4	66.7	63.5								
Avg. Dist. to Rail [m]	6.3	1.4	1.6	2.6	4.6	5.6								
Avg. Stride Freq. [Hz]	2.3	2.4	2.4	2.4	2.4	2.3								
Avg. Stride Length [m]	6.0	7.3	7.6	7.4	7.3	7.1								



- [] Ranking at each section and finish
- .-.- No data available at this section
- NA No data available



Horse/Jockey Name	Memphis Shadow
Final Rank	7
Fastest Section Time (Section)	0:10.75 (800m)
Top Speed [km/h] (Section)	68.8 (1000m)
Race State	Finished

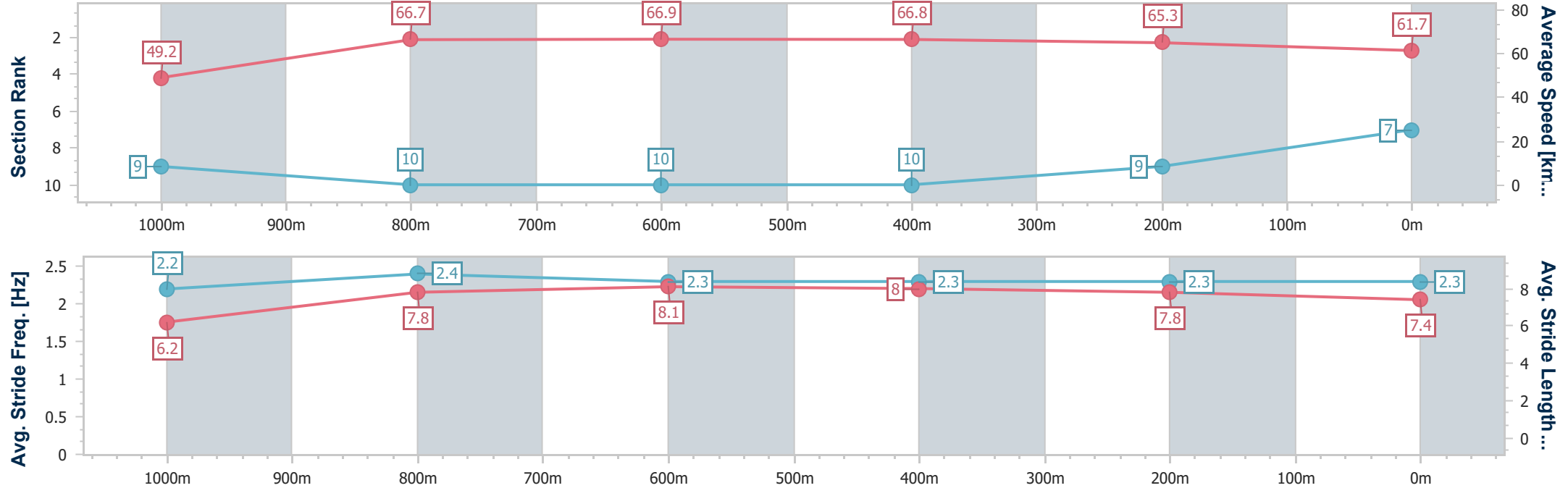


TownsvilleProfessional
Race 3: HYGAIN BENCHMARK 65 Handicap - 1200m

29 June 2025 - 13:56
Track Rating: Soft 5, Weather: Fine, Rail Position: +6.0m 1000m-
W/Post; +3m Remainder



Section	Overall	1000m	800m	600m	400m	200m							
Section Times	1:09.74 [7] (0:14.61)	0:55.13 [9] (0:10.83)	0:44.30 [10] (0:10.75)	0:33.55 [10] (0:10.83)	0:22.72 [10] (0:11.06)	0:11.66 [9] (0:11.66)							
Average Speed [km/h]	49.2	66.7	66.9	66.8	65.3	61.7							
Top Speed [km/h]	64.1	68.8	68.6	68.0	66.7	65.3							
Avg. Dist. to Rail [m]	3.8	1.0	0.2	1.0	1.7	1.7							
Avg. Stride Freq. [Hz]	2.2	2.4	2.3	2.3	2.3	2.3							
Avg. Stride Length [m]	6.2	7.8	8.1	8.0	7.8	7.4							



- [] Ranking at each section and finish
- .-.- No data available at this section
- NA No data available



Horse/Jockey Name	Starhattan
Final Rank	8
Fastest Section Time (Section)	0:10.70 (800m)
Top Speed [km/h] (Section)	68.9 (1000m)
Race State	Finished

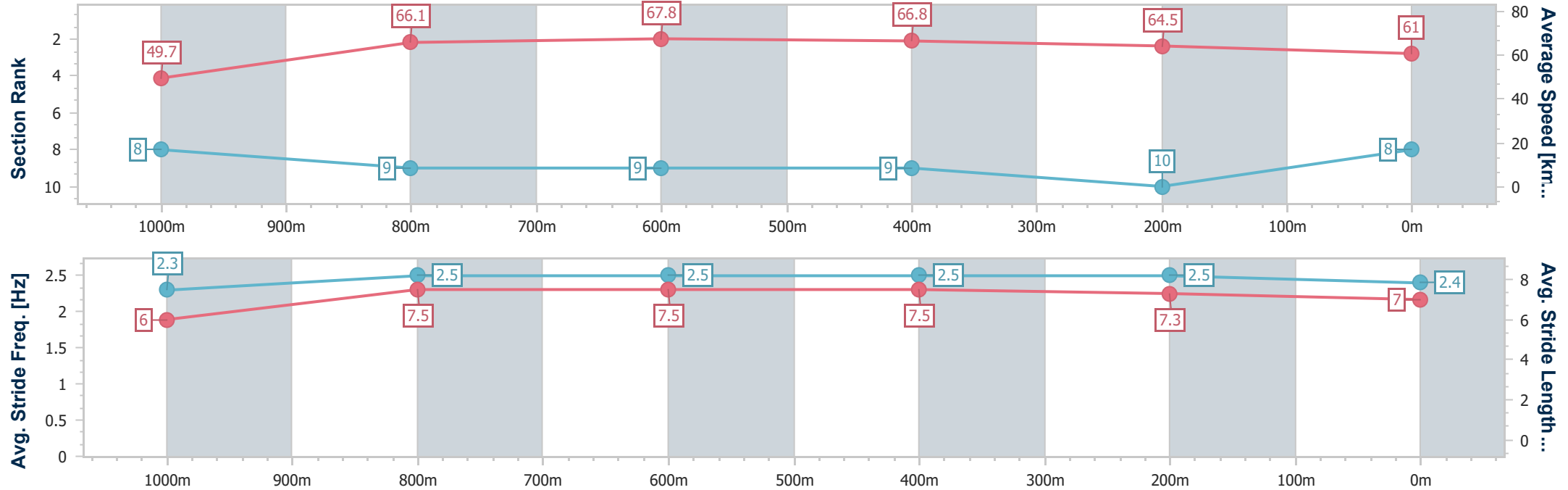


TownsvilleProfessional
Race 3: HYGAIN BENCHMARK 65 Handicap - 1200m

29 June 2025 - 13:56
Track Rating: Soft 5, Weather: Fine, Rail Position: +6.0m 1000m-
W/Post; +3m Remainder



Section	Overall	1000m	800m	600m	400m	200m							
Section Times	1:10.00 [8] (0:14.49)	0:55.51 [8] (0:10.91)	0:44.60 [9] (0:10.70)	0:33.90 [9] (0:10.87)	0:23.03 [9] (0:11.23)	0:11.80 [10] (0:11.80)							
Average Speed [km/h]	49.7	66.1	67.8	66.8	64.5	61.0							
Top Speed [km/h]	65.3	68.9	68.8	68.6	66.1	63.4							
Avg. Dist. to Rail [m]	5.4	0.7	1.8	1.6	4.1	5.8							
Avg. Stride Freq. [Hz]	2.3	2.5	2.5	2.5	2.5	2.4							
Avg. Stride Length [m]	6.0	7.5	7.5	7.5	7.3	7.0							





Horse/Jockey Name	You Are King
Final Rank	9
Fastest Section Time (Section)	0:10.74 (800m)
Top Speed [km/h] (Section)	69.1 (800m)
Race State	Finished

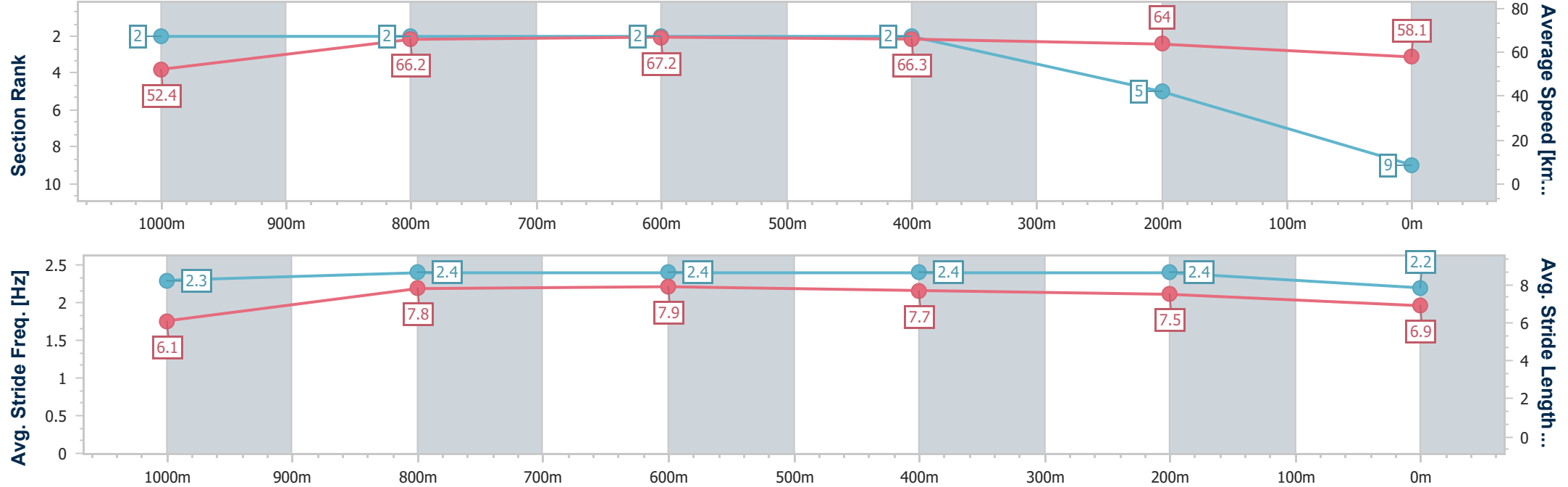


TownsvilleProfessional
Race 3: HYGAIN BENCHMARK 65 Handicap - 1200m

29 June 2025 - 13:56
Track Rating: Soft 5, Weather: Fine, Rail Position: +6.0m 1000m-
W/Post; +3m Remainder



Section	Overall	1000m	800m	600m	400m	200m							
Section Times	1:10.02 [9] (0:13.77)	0:56.25 [2] (0:10.85)	0:45.40 [2] (0:10.74)	0:34.66 [2] (0:10.96)	0:23.70 [2] (0:11.31)	0:12.39 [5] (0:12.39)							
Average Speed [km/h]	52.4	66.2	67.2	66.3	64.0	58.1							
Top Speed [km/h]	67.7	68.4	69.1	68.6	65.8	61.6							
Avg. Dist. to Rail [m]	6.1	0.7	0.8	2.1	3.8	4.7							
Avg. Stride Freq. [Hz]	2.3	2.4	2.4	2.4	2.4	2.2							
Avg. Stride Length [m]	6.1	7.8	7.9	7.7	7.5	6.9							





Horse/Jockey Name	Super Fast
Final Rank	10
Fastest Section Time (Section)	0:10.73 (800m)
Top Speed [km/h] (Section)	68.8 (600m)
Race State	Finished

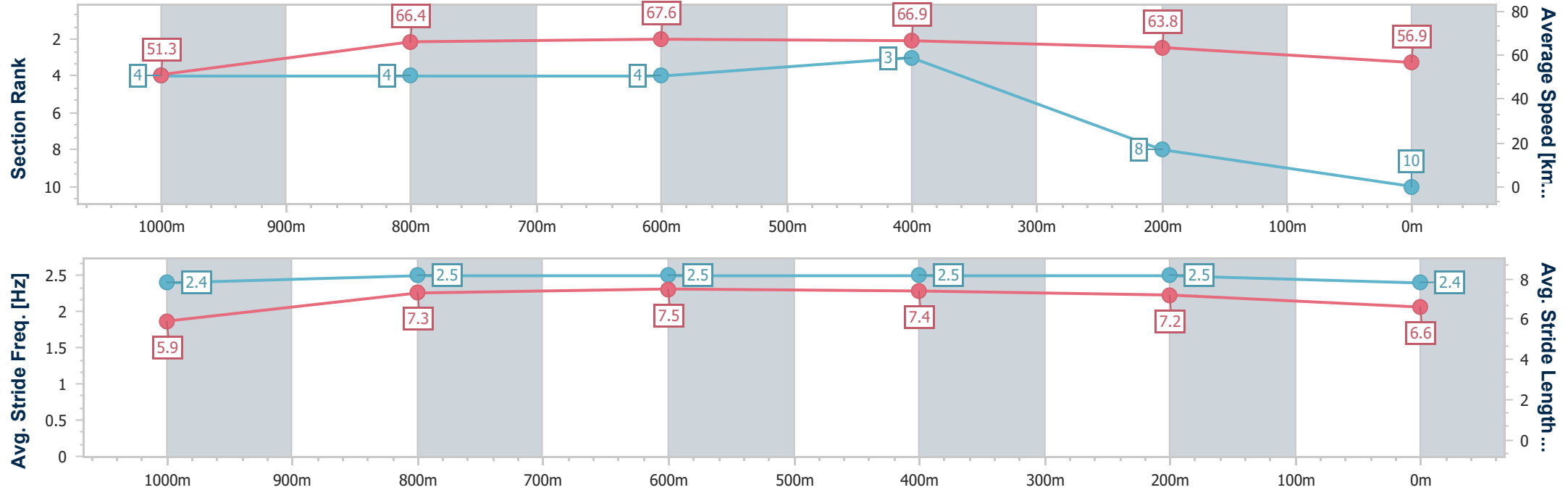


TownsvilleProfessional
Race 3: HYGAIN BENCHMARK 65 Handicap - 1200m

29 June 2025 - 13:56
Track Rating: Soft 5, Weather: Fine, Rail Position: +6.0m 1000m-
W/Post; +3m Remainder



Section	Overall	1000m	800m	600m	400m	200m							
Section Times	1:10.45 [10] (0:14.04)	0:56.41 [4] (0:10.93)	0:45.48 [4] (0:10.73)	0:34.75 [4] (0:10.78)	0:23.97 [3] (0:11.31)	0:12.66 [8] (0:12.66)							
Average Speed [km/h]	51.3	66.4	67.6	66.9	63.8	56.9							
Top Speed [km/h]	64.9	68.0	68.1	68.8	65.7	62.9							
Avg. Dist. to Rail [m]	2.4	1.5	1.6	0.6	1.0	1.4							
Avg. Stride Freq. [Hz]	2.4	2.5	2.5	2.5	2.5	2.4							
Avg. Stride Length [m]	5.9	7.3	7.5	7.4	7.2	6.6							





Townsville Professional
Race 4: GREAT NORTHERN BREWING CO BENCHMARK 60 Handicap - 1000m
29 June 2025 - 14:37



Track Rating: Good 4, Weather: Fine, Rail Position: +6.0m 1000m-W/Post; +3m Remainder

Section						Overall	800m	600m	400m	200m	Last 600m	
Field Times						0:55.95 (0:13.02)	0:42.93 (0:10.12)	0:32.81 (0:10.48)	0:22.33 (0:10.95)	0:11.38 (0:11.38)	0:32.81	
Rank	TAB	Horse/Jockey	Barrier	Top Speed [km/h]	Fastest Section						Margin	Distance Travelled [m]
1	4	LADY DAMUS	8	70.5	0:10.42	0:55.95 [1]	0:42.45 [8]	0:32.01 [8]	0:21.59 [8]	0:11.03 [6]	0:55.95	0:32.01
		Ryan Wiggins		600m	600m	(0:13.50)	(0:10.44)	(0:10.42)	(0:10.56)	(0:11.03)		
2	1	TRAPASSI	5	71.6	0:10.29	0:56.00 [2]	0:42.87 [3]	0:32.58 [3]	0:22.11 [3]	0:11.39 [3]	0.29L	0:32.58
		Wanderson D'Avila		800m	800m	(0:13.13)	(0:10.29)	(0:10.47)	(0:10.72)	(0:11.39)		-3
3	8	ALBANIAN BAY	2	71.7	0:10.43	0:56.16 [3]	0:42.78 [6]	0:32.31 [7]	0:21.88 [7]	0:11.29 [5]	1.23L	0:32.31
		Olivia Kendal		Overall	600m	(0:13.38)	(0:10.47)	(0:10.43)	(0:10.59)	(0:11.29)		-2
4	7	LUCKY ROLLA	4	70.4	0:10.42	0:56.17 [4]	0:42.52 [10]	0:31.98 [9]	0:21.56 [9]	0:11.04 [8]	1.3L	0:31.98
		Chris Meehan		600m	600m	(0:13.65)	(0:10.54)	(0:10.42)	(0:10.52)	(0:11.04)		-1
5	9	SAVEE	1	71.4	0:10.23	0:56.17 [5]	0:42.82 [5]	0:32.59 [4]	0:22.24 [4]	0:11.48 [4]	1.31L	0:32.59
		Jason Taylor		Overall	800m	(0:13.35)	(0:10.23)	(0:10.35)	(0:10.76)	(0:11.48)		-5
6	5	MIDAS STAR	6	71.7	0:10.20	0:56.19 [6]	0:43.09 [2]	0:32.89 [2]	0:22.37 [2]	0:11.62 [1]	1.41L	0:32.89
		Ivo Fry		800m	800m	(0:13.10)	(0:10.20)	(0:10.52)	(0:10.75)	(0:11.62)		-3
7	3	SUPER FREEZE	3	71.8	0:10.12	0:56.53 [7]	0:43.51 [1]	0:33.39 [1]	0:22.91 [1]	0:11.93 [2]	3.39L	0:33.39
		Leah Martyn		800m	800m	(0:13.02)	(0:10.12)	(0:10.48)	(0:10.98)	(0:11.93)		-5
8	2	GALBALAN	9	72.3	0:10.32	0:56.57 [8]	0:43.09 [7]	0:32.73 [6]	0:22.41 [5]	0:11.64 [7]	3.68L	0:32.73
		Nikki Olzard		600m	600m	(0:13.48)	(0:10.36)	(0:10.32)	(0:10.77)	(0:11.64)		+0
9	10	BRIGHT DAISY	10	70.5	0:10.36	0:56.69 [9]	0:43.07 [9]	0:32.34 [10]	0:21.98 [10]	0:11.40 [9]	4.38L	0:32.34
		Justin Stanley		600m	600m	(0:13.62)	(0:10.73)	(0:10.36)	(0:10.58)	(0:11.40)		-3
10	11	WHITE ARENDELLE	7	71.0	0:10.38	0:57.69 [10]	0:44.36 [4]	0:33.98 [5]	0:23.43 [6]	0:12.24 [10]	10.21L	0:33.98
		Gabrielle Semmens		800m	800m	(0:13.33)	(0:10.38)	(0:10.55)	(0:11.19)	(0:12.24)		-2

Scratched: Pretty Slick (#6)

Report Created: Sun 29 June 2025 15:15 GMT+10 (Note: Timing is based on position data)

Page 1/11

[] Ranking at each section and finish
-:-:- No data available at this section
NA No data available

SCN Saddle cloth number
DNF Did not finish
DNT Did not track

data processed by  TRIPLESDATA



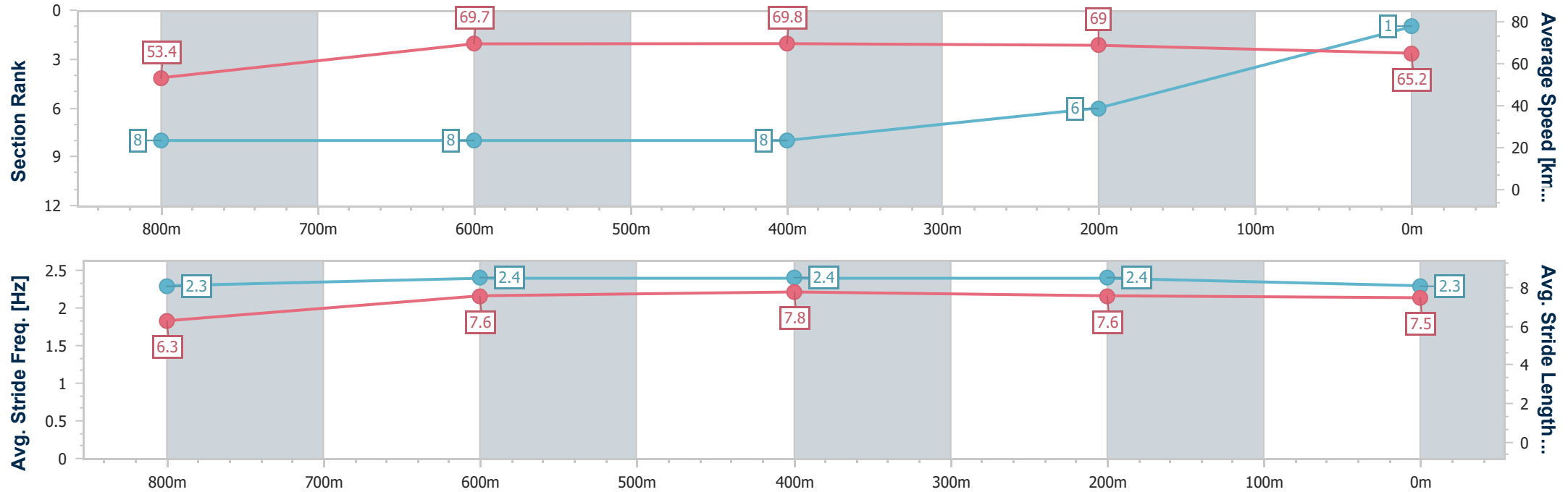
Horse/Jockey Name	Lady Damus
Final Rank	1
Fastest Section Time (Section)	0:10.42 (600m)
Top Speed [km/h] (Section)	70.5 (600m)
Race State	Finished



TownsvilleProfessional
Race 4: GREAT NORTHERN BREWING CO BENCHMARK 60
Handicap - 1000m
29 June 2025 - 14:37
Track Rating: Good 4, Weather: Fine, Rail Position: +6.0m 1000m-
W/Post; +3m Remainder



Section	Overall	800m	600m	400m	200m								
Section Times	0:55.95 [1] (0:13.50)	0:42.45 [8] (0:10.44)	0:32.01 [8] (0:10.42)	0:21.59 [8] (0:10.56)	0:11.03 [6] (0:11.03)								
Average Speed [km/h]	53.4	69.7	69.8	69.0	65.2								
Top Speed [km/h]	68.9	70.2	70.5	70.0	68.9								
Avg. Dist. to Rail [m]	8.2	3.0	2.6	7.2	11.7								
Avg. Stride Freq. [Hz]	2.3	2.4	2.4	2.4	2.3								
Avg. Stride Length [m]	6.3	7.6	7.8	7.6	7.5								





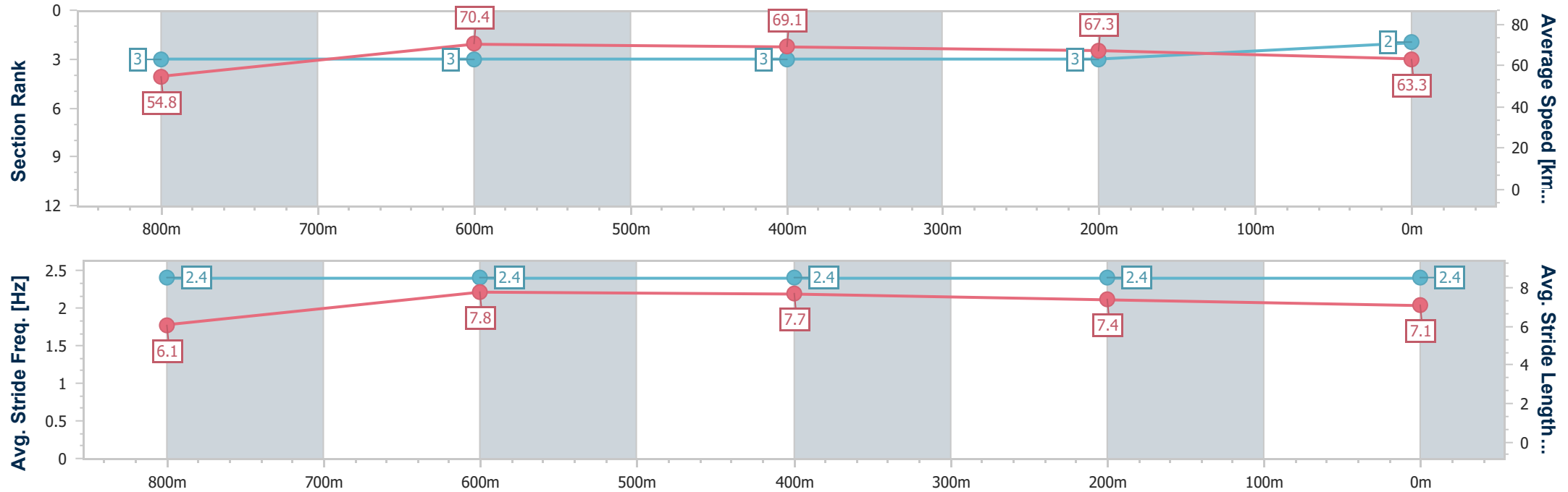
Horse/Jockey Name	Trapassi
Final Rank	2
Fastest Section Time (Section)	0:10.29 (800m)
Top Speed [km/h] (Section)	71.6 (800m)
Race State	Finished



TownsvilleProfessional
Race 4: GREAT NORTHERN BREWING CO BENCHMARK 60
Handicap - 1000m
29 June 2025 - 14:37
Track Rating: Good 4, Weather: Fine, Rail Position: +6.0m 1000m-
W/Post; +3m Remainder



Section	Overall	800m	600m	400m	200m										
Section Times	0:56.00 [2] (0:13.13)	0:42.87 [3] (0:10.29)	0:32.58 [3] (0:10.47)	0:22.11 [3] (0:10.72)	0:11.39 [3] (0:11.39)										
Average Speed [km/h]	54.8	70.4	69.1	67.3	63.3										
Top Speed [km/h]	69.0	71.6	70.9	68.3	66.3										
Avg. Dist. to Rail [m]	5.2	1.9	1.1	3.0	6.9										
Avg. Stride Freq. [Hz]	2.4	2.4	2.4	2.4	2.4										
Avg. Stride Length [m]	6.1	7.8	7.7	7.4	7.1										





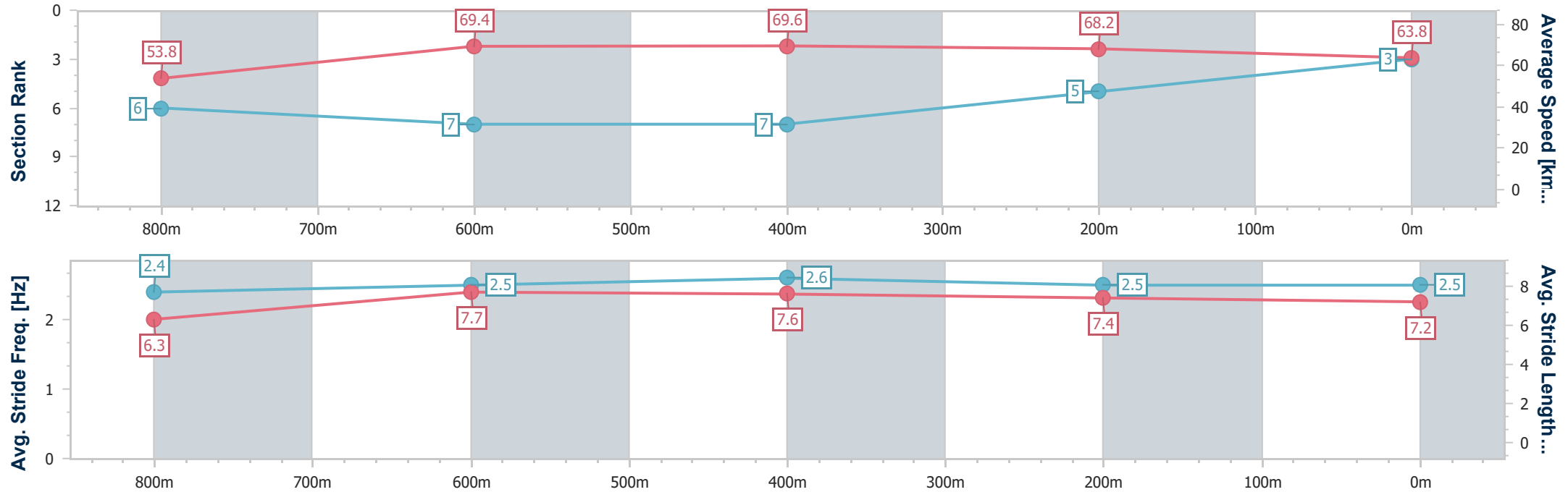
Horse/Jockey Name	Albanian Bay
Final Rank	3
Fastest Section Time (Section)	0:10.43 (600m)
Top Speed [km/h] (Section)	71.7 (Overall)
Race State	Finished



TownsvilleProfessional
Race 4: GREAT NORTHERN BREWING CO BENCHMARK 60
Handicap - 1000m
29 June 2025 - 14:37
Track Rating: Good 4, Weather: Fine, Rail Position: +6.0m 1000m-
W/Post; +3m Remainder



Section	Overall	800m	600m	400m	200m										
Section Times	0:56.16 [3] (0:13.38)	0:42.78 [6] (0:10.47)	0:32.31 [7] (0:10.43)	0:21.88 [7] (0:10.59)	0:11.29 [5] (0:11.29)										
Average Speed [km/h]	53.8	69.4	69.6	68.2	63.8										
Top Speed [km/h]	71.7	71.5	70.9	70.0	67.0										
Avg. Dist. to Rail [m]	2.6	2.4	1.6	3.3	7.9										
Avg. Stride Freq. [Hz]	2.4	2.5	2.6	2.5	2.5										
Avg. Stride Length [m]	6.3	7.7	7.6	7.4	7.2										





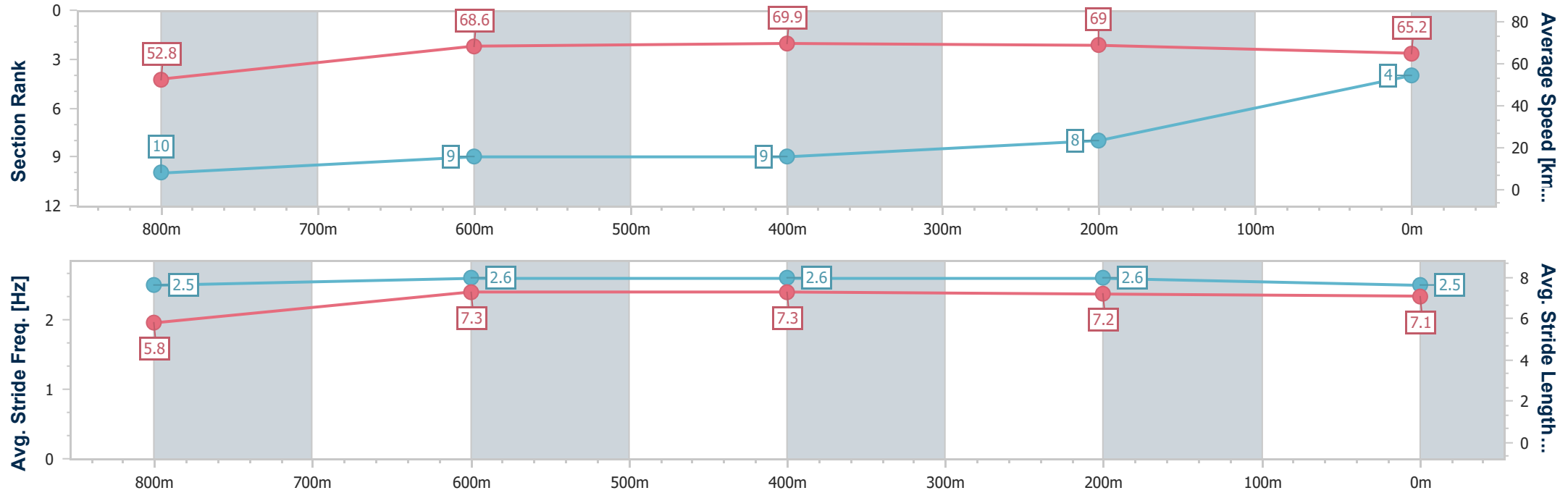
Horse/Jockey Name	Lucky Rolla
Final Rank	4
Fastest Section Time (Section)	0:10.42 (600m)
Top Speed [km/h] (Section)	70.4 (600m)
Race State	Finished



TownsvilleProfessional
Race 4: GREAT NORTHERN BREWING CO BENCHMARK 60
Handicap - 1000m
29 June 2025 - 14:37
Track Rating: Good 4, Weather: Fine, Rail Position: +6.0m 1000m-
W/Post; +3m Remainder



Section	Overall	800m	600m	400m	200m								
Section Times	0:56.17 [4] (0:13.65)	0:42.52 [10] (0:10.54)	0:31.98 [9] (0:10.42)	0:21.56 [9] (0:10.52)	0:11.04 [8] (0:11.04)								
Average Speed [km/h]	52.8	68.6	69.9	69.0	65.2								
Top Speed [km/h]	68.5	70.1	70.4	69.6	68.7								
Avg. Dist. to Rail [m]	4.0	1.6	2.3	7.1	11.5								
Avg. Stride Freq. [Hz]	2.5	2.6	2.6	2.6	2.5								
Avg. Stride Length [m]	5.8	7.3	7.3	7.2	7.1								





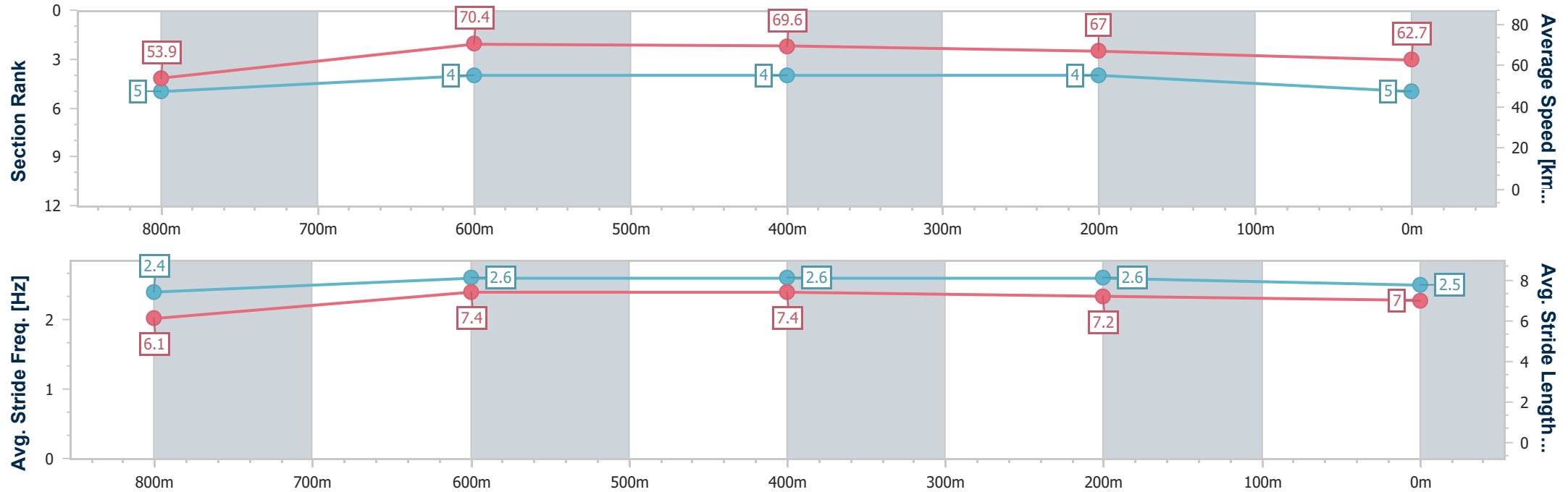
Horse/Jockey Name	Savee
Final Rank	5
Fastest Section Time (Section)	0:10.23 (800m)
Top Speed [km/h] (Section)	71.4 (Overall)
Race State	Finished



TownsvilleProfessional
Race 4: GREAT NORTHERN BREWING CO BENCHMARK 60
Handicap - 1000m
29 June 2025 - 14:37
Track Rating: Good 4, Weather: Fine, Rail Position: +6.0m 1000m-
W/Post; +3m Remainder



Section	Overall	800m	600m	400m	200m								
Section Times	0:56.17 [5] (0:13.35)	0:42.82 [5] (0:10.23)	0:32.59 [4] (0:10.35)	0:22.24 [4] (0:10.76)	0:11.48 [4] (0:11.48)								
Average Speed [km/h]	53.9	70.4	69.6	67.0	62.7								
Top Speed [km/h]	71.4	71.0	71.1	68.3	66.0								
Avg. Dist. to Rail [m]	1.1	0.3	0.3	1.4	2.3								
Avg. Stride Freq. [Hz]	2.4	2.6	2.6	2.6	2.5								
Avg. Stride Length [m]	6.1	7.4	7.4	7.2	7.0								



- [] Ranking at each section and finish
- .-.- No data available at this section
- NA No data available



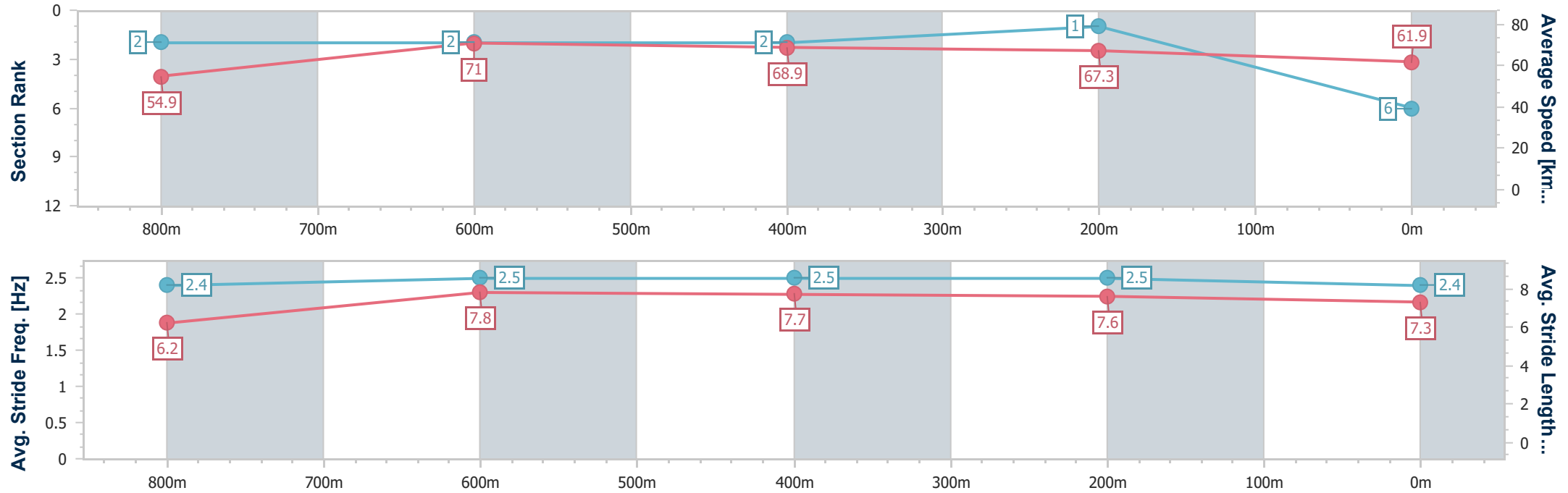
Horse/Jockey Name	Midas Star
Final Rank	6
Fastest Section Time (Section)	0:10.20 (800m)
Top Speed [km/h] (Section)	71.7 (800m)
Race State	Finished



TownsvilleProfessional
Race 4: GREAT NORTHERN BREWING CO BENCHMARK 60
Handicap - 1000m
29 June 2025 - 14:37
Track Rating: Good 4, Weather: Fine, Rail Position: +6.0m 1000m-
W/Post; +3m Remainder



Section	Overall	800m	600m	400m	200m								
Section Times	0:56.19 [6] (0:13.10)	0:43.09 [2] (0:10.20)	0:32.89 [2] (0:10.52)	0:22.37 [2] (0:10.75)	0:11.62 [1] (0:11.62)								
Average Speed [km/h]	54.9	71.0	68.9	67.3	61.9								
Top Speed [km/h]	71.5	71.7	70.3	67.9	65.4								
Avg. Dist. to Rail [m]	5.8	1.6	1.3	3.1	4.9								
Avg. Stride Freq. [Hz]	2.4	2.5	2.5	2.5	2.4								
Avg. Stride Length [m]	6.2	7.8	7.7	7.6	7.3								





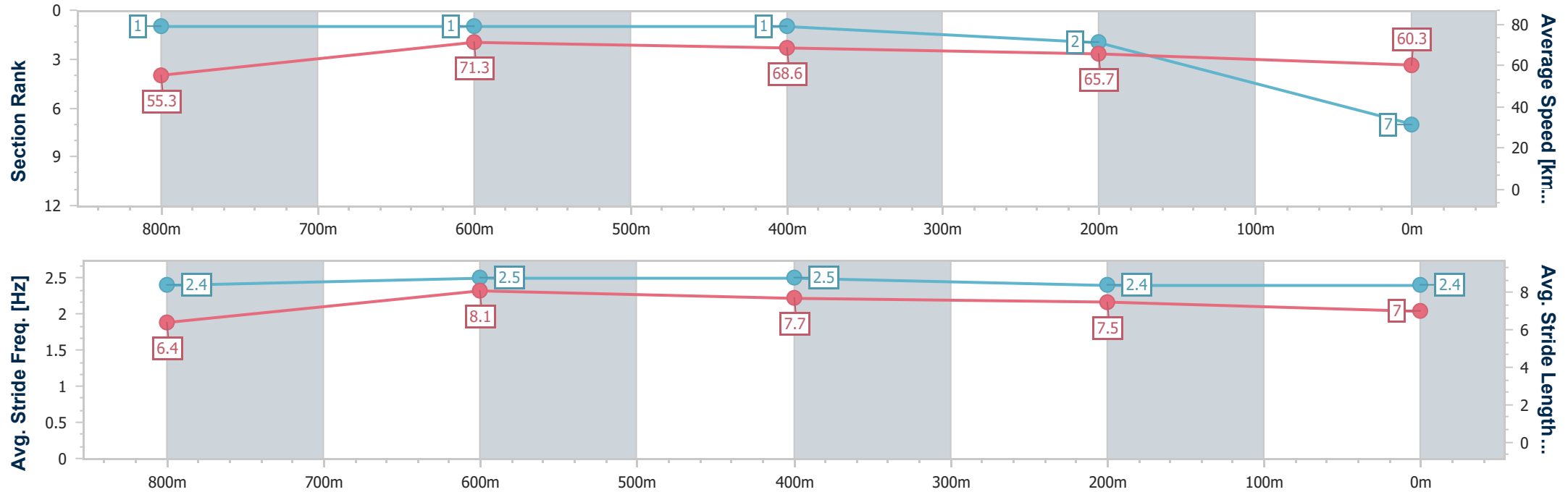
Horse/Jockey Name	Super Freeze
Final Rank	7
Fastest Section Time (Section)	0:10.12 (800m)
Top Speed [km/h] (Section)	71.8 (800m)
Race State	Finished



TownsvilleProfessional
Race 4: GREAT NORTHERN BREWING CO BENCHMARK 60
Handicap - 1000m
29 June 2025 - 14:37
Track Rating: Good 4, Weather: Fine, Rail Position: +6.0m 1000m-
W/Post; +3m Remainder



Section	Overall	800m	600m	400m	200m								
Section Times	0:56.53 [7] (0:13.02)	0:43.51 [1] (0:10.12)	0:33.39 [1] (0:10.48)	0:22.91 [1] (0:10.98)	0:11.93 [2] (0:11.93)								
Average Speed [km/h]	55.3	71.3	68.6	65.7	60.3								
Top Speed [km/h]	71.4	71.8	71.1	67.2	65.0								
Avg. Dist. to Rail [m]	3.3	0.8	0.5	1.5	3.8								
Avg. Stride Freq. [Hz]	2.4	2.5	2.5	2.4	2.4								
Avg. Stride Length [m]	6.4	8.1	7.7	7.5	7.0								





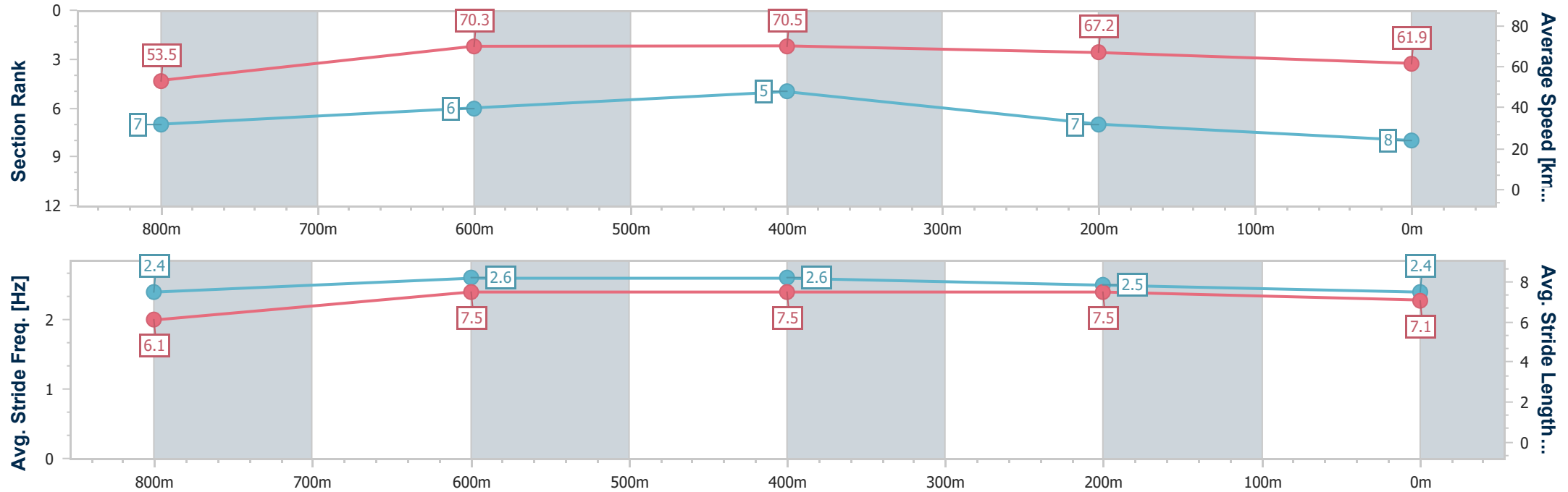
Horse/Jockey Name	Galbalan
Final Rank	8
Fastest Section Time (Section)	0:10.32 (600m)
Top Speed [km/h] (Section)	72.3 (600m)
Race State	Finished



TownsvilleProfessional
Race 4: GREAT NORTHERN BREWING CO BENCHMARK 60
Handicap - 1000m
29 June 2025 - 14:37
Track Rating: Good 4, Weather: Fine, Rail Position: +6.0m 1000m-
W/Post; +3m Remainder



Section	Overall	800m	600m	400m	200m								
Section Times	0:56.57 [8] (0:13.48)	0:43.09 [7] (0:10.36)	0:32.73 [6] (0:10.32)	0:22.41 [5] (0:10.77)	0:11.64 [7] (0:11.64)								
Average Speed [km/h]	53.5	70.3	70.5	67.2	61.9								
Top Speed [km/h]	70.8	71.4	72.3	69.0	65.3								
Avg. Dist. to Rail [m]	7.8	2.8	2.1	4.7	7.1								
Avg. Stride Freq. [Hz]	2.4	2.6	2.6	2.5	2.4								
Avg. Stride Length [m]	6.1	7.5	7.5	7.5	7.1								





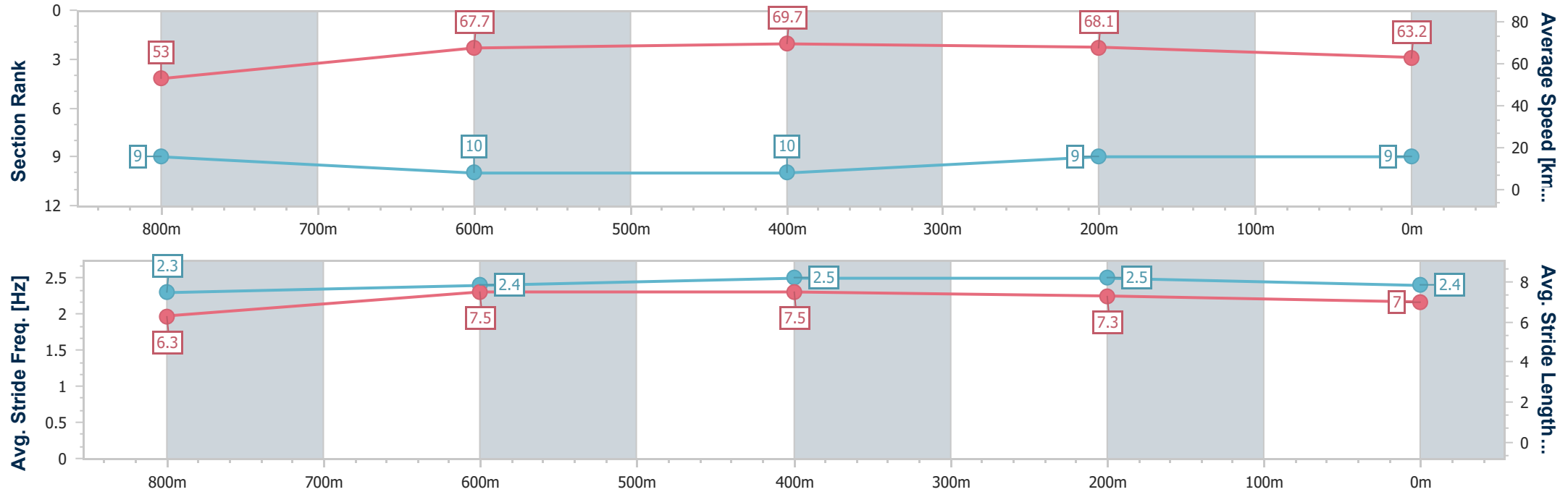
Horse/Jockey Name	Bright Daisy
Final Rank	9
Fastest Section Time (Section)	0:10.36 (600m)
Top Speed [km/h] (Section)	70.5 (600m)
Race State	Finished



TownsvilleProfessional
Race 4: GREAT NORTHERN BREWING CO BENCHMARK 60
Handicap - 1000m
29 June 2025 - 14:37
Track Rating: Good 4, Weather: Fine, Rail Position: +6.0m 1000m-
W/Post; +3m Remainder



Section	Overall	800m	600m	400m	200m								
Section Times	0:56.69 [9] (0:13.62)	0:43.07 [9] (0:10.73)	0:32.34 [10] (0:10.36)	0:21.98 [10] (0:10.58)	0:11.40 [9] (0:11.40)								
Average Speed [km/h]	53.0	67.7	69.7	68.1	63.2								
Top Speed [km/h]	69.9	70.3	70.5	69.7	67.4								
Avg. Dist. to Rail [m]	7.9	2.2	1.1	0.6	0.7								
Avg. Stride Freq. [Hz]	2.3	2.4	2.5	2.5	2.4								
Avg. Stride Length [m]	6.3	7.5	7.5	7.3	7.0								





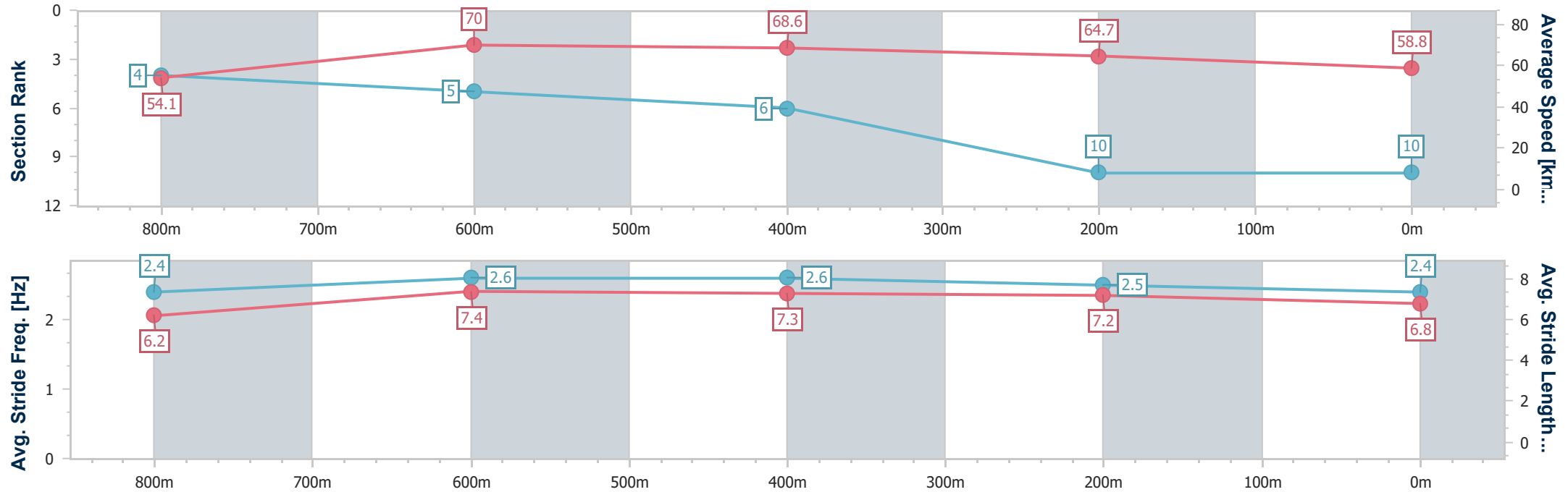
Horse/Jockey Name	White Arendelle
Final Rank	10
Fastest Section Time (Section)	0:10.38 (800m)
Top Speed [km/h] (Section)	71.0 (800m)
Race State	Finished



TownsvilleProfessional
Race 4: GREAT NORTHERN BREWING CO BENCHMARK 60
Handicap - 1000m
29 June 2025 - 14:37
Track Rating: Good 4, Weather: Fine, Rail Position: +6.0m 1000m-
W/Post; +3m Remainder



Section	Overall	800m	600m	400m	200m								
Section Times	0:57.69 [10] (0:13.33)	0:44.36 [4] (0:10.38)	0:33.98 [5] (0:10.55)	0:23.43 [6] (0:11.19)	0:12.24 [10] (0:12.24)								
Average Speed [km/h]	54.1	70.0	68.6	64.7	58.8								
Top Speed [km/h]	69.2	71.0	70.9	67.8	62.6								
Avg. Dist. to Rail [m]	7.1	2.4	1.2	4.6	6.0								
Avg. Stride Freq. [Hz]	2.4	2.6	2.6	2.5	2.4								
Avg. Stride Length [m]	6.2	7.4	7.3	7.2	6.8								





TownsvilleProfessional

Race 5: CHRYSALIS MEDISPA BENCHMARK 60 Handicap - 1400m

29 June 2025 - 15:11



Track Rating: Good 4, Weather: Fine, Rail Position: +6.0m 1000m-W/Post; +3m Remainder

Section						Overall	1200m	1000m	800m	600m	400m	Last 600m	
Field Times						1:23.65 (0:14.67)	1:08.98 (0:11.93)	0:57.05 (0:11.97)	0:45.08 (0:11.32)	0:33.76 (0:10.98)	0:22.78 (0:11.14)	0:33.76	
Rank	TAB	Horse/Jockey	Barrier	Top Speed [km/h]	Fastest Section								Distance Travelled [m]
1	1	GOING NUCLEAR	7	68.0	0:10.83	1:23.65 [1]	1:08.45 [4]	0:56.56 [5]	0:44.67 [4]	0:33.42 [5]	0:22.59 [4]	0:33.42	
		Olivia Kendal		600m	600m	(0:15.20)	(0:11.89)	(0:11.89)	(0:11.25)	(0:10.83)	(0:10.99)		
2	10	STORE BEACH	1	67.5	0:10.87	1:23.68 [2]	1:08.77 [3]	0:56.82 [3]	0:44.72 [3]	0:33.52 [3]	0:22.65 [3]	0:33.52	-2
		Justin Stanley		600m	600m	(0:14.91)	(0:11.95)	(0:12.10)	(0:11.20)	(0:10.87)	(0:11.13)		
3	2	READY TO PARDON	3	66.8	0:10.98	1:24.00 [3]	1:09.33 [1]	0:57.40 [1]	0:45.43 [1]	0:34.11 [1]	0:23.13 [1]	0:34.11	-3
		Cody Collis		600m	600m	(0:14.67)	(0:11.93)	(0:11.97)	(0:11.32)	(0:10.98)	(0:11.14)		
4	3	VANCOUVER BAY	2	66.7	0:11.02	1:24.07 [4]	1:09.24 [2]	0:57.45 [2]	0:45.48 [2]	0:34.11 [2]	0:23.09 [2]	0:34.11	+0
		Jackson Murphy		600m	600m	(0:14.83)	(0:11.79)	(0:11.97)	(0:11.37)	(0:11.02)	(0:11.24)		
5	9	LOST MY NIGHTIE	4	67.4	0:11.01	1:24.26 [5]	1:09.01 [5]	0:57.26 [4]	0:45.19 [5]	0:34.08 [4]	0:23.07 [5]	0:34.08	-2
		Denicious Smith		600m	600m	(0:15.25)	(0:11.75)	(0:12.07)	(0:11.11)	(0:11.01)	(0:11.19)		
6	8	LADY MASQUERADE	6	67.3	0:10.82	1:24.50 [6]	1:09.11 [7]	0:57.04 [7]	0:44.86 [7]	0:33.80 [8]	0:22.98 [7]	0:33.80	-2
		Ashley Butler		600m	600m	(0:15.39)	(0:12.07)	(0:12.18)	(0:11.06)	(0:10.82)	(0:11.09)		
7	5	READ 'EM AND WEEP	8	69.0	0:10.83	1:24.62 [7]	1:08.96 [8]	0:56.92 [8]	0:44.77 [8]	0:33.94 [7]	0:23.03 [8]	0:33.94	+1
		Gabrielle Semmens		800m	800m	(0:15.66)	(0:12.04)	(0:12.15)	(0:10.83)	(0:10.91)	(0:11.19)		
8	6	SUBSTANCE	5	67.1	0:11.00	1:24.82 [8]	1:09.55 [6]	0:57.54 [6]	0:45.60 [6]	0:34.41 [6]	0:23.41 [6]	0:34.41	-1
		Ryan Wiggins		600m	600m	(0:15.27)	(0:12.01)	(0:11.94)	(0:11.19)	(0:11.00)	(0:11.23)		

Scratched: Joe's Giggle (#4), Convertor (#7)



Townsville Professional

Race 5: CHRYSALIS MEDISPA BENCHMARK 60 Handicap - 1400m

29 June 2025 - 15:11



Track Rating: Good 4, Weather: Fine, Rail Position: +6.0m 1000m-W/Post; +3m Remainder

Section		200m		Last 600m			
Field Times		0:11.64 (0:11.64)		0:33.76			
Rank	TAB	Horse/Jockey	Barrier	Top Speed [km/h]	Fastest Section	Margin	Distance Travelled [m]
1	1	GOING NUCLEAR	7	68.0	0:10.83	0:11.60 [2]	1:23.65
		Olivia Kendal		600m	600m	(0:11.60)	0:33.42
2	10	STORE BEACH	1	67.5	0:10.87	0:11.52 [3]	0:21L
		Justin Stanley		600m	600m	(0:11.52)	0:33.52 -2
3	2	READY TO PARDON	3	66.8	0:10.98	0:11.99 [1]	2.06L
		Cody Collis		600m	600m	(0:11.99)	0:34.11 -3
4	3	VANCOUVER BAY	2	66.7	0:11.02	0:11.85 [4]	2.46L
		Jackson Murphy		600m	600m	(0:11.85)	0:34.11 +0
5	9	LOST MY NIGHTIE	4	67.4	0:11.01	0:11.88 [5]	3.61L
		Denicious Smith		600m	600m	(0:11.88)	0:34.08 -2
6	8	LADY MASQUERADE	6	67.3	0:10.82	0:11.89 [6]	4.98L
		Ashley Butler		600m	600m	(0:11.89)	0:33.80 -2
7	5	READ 'EM AND WEEP	8	69.0	0:10.83	0:11.84 [8]	5.69L
		Gabrielle Semmens		800m	800m	(0:11.84)	0:33.94 +1
8	6	SUBSTANCE	5	67.1	0:11.00	0:12.18 [7]	6.92L
		Ryan Wiggins		600m	600m	(0:12.18)	0:34.41 -1

Scratched: Joe's Giggle (#4), Convertor (#7)



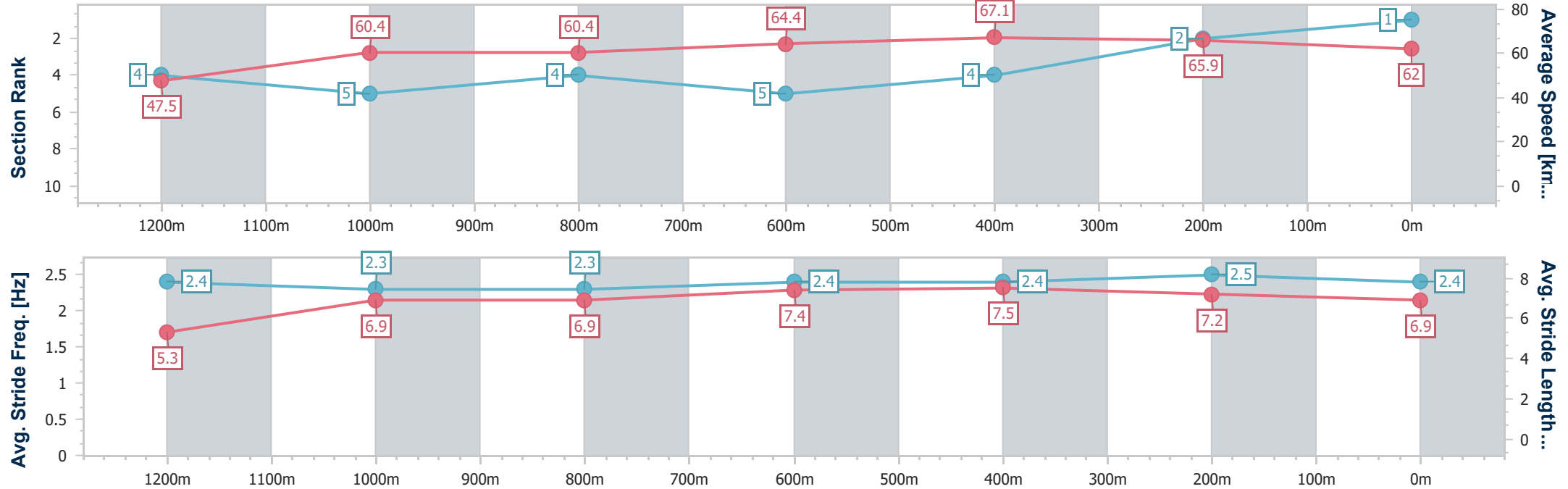
Horse/Jockey Name	Going Nuclear
Final Rank	1
Fastest Section Time (Section)	0:10.83 (600m)
Top Speed [km/h] (Section)	68.0 (600m)
Race State	Finished



TownsvilleProfessional
Race 5: CHRYSALIS MEDISPA BENCHMARK 60 Handicap - 1400m
29 June 2025 - 15:11
Track Rating: Good 4, Weather: Fine, Rail Position: +6.0m 1000m- W/Post; +3m Remainder



Section	Overall	1200m	1000m	800m	600m	400m	200m						
Section Times	1:23.65 [1] (0:15.20)	1:08.45 [4] (0:11.89)	0:56.56 [5] (0:11.89)	0:44.67 [4] (0:11.25)	0:33.42 [5] (0:10.83)	0:22.59 [4] (0:10.99)	0:11.60 [2] (0:11.60)						
Average Speed [km/h]	47.5	60.4	60.4	64.4	67.1	65.9	62.0						
Top Speed [km/h]	60.9	61.8	62.8	66.6	68.0	67.1	64.3						
Avg. Dist. to Rail [m]	5.7	1.2	1.0	1.2	2.0	4.2	6.2						
Avg. Stride Freq. [Hz]	2.4	2.3	2.3	2.4	2.4	2.5	2.4						
Avg. Stride Length [m]	5.3	6.9	6.9	7.4	7.5	7.2	6.9						





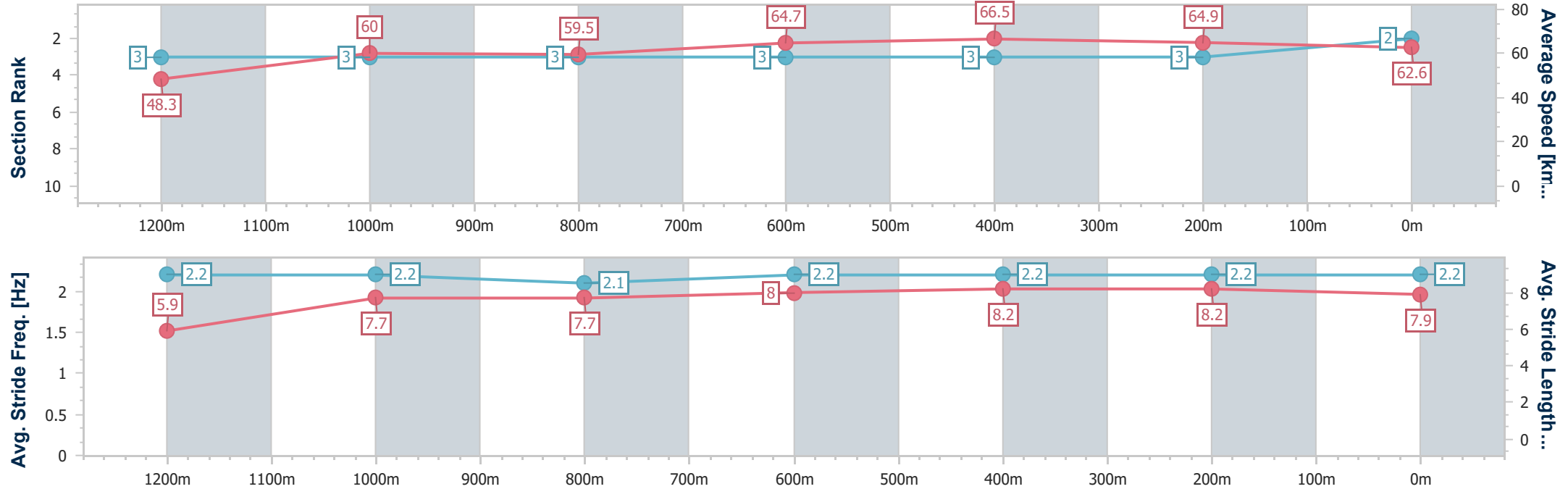
Horse/Jockey Name	Store Beach
Final Rank	2
Fastest Section Time (Section)	0:10.87 (600m)
Top Speed [km/h] (Section)	67.5 (600m)
Race State	Finished



TownsvilleProfessional
Race 5: CHRYSALIS MEDISPA BENCHMARK 60 Handicap - 1400m
29 June 2025 - 15:11
Track Rating: Good 4, Weather: Fine, Rail Position: +6.0m 1000m- W/Post; +3m Remainder



Section	Overall	1200m	1000m	800m	600m	400m	200m						
Section Times	1:23.68 [2] (0:14.91)	1:08.77 [3] (0:11.95)	0:56.82 [3] (0:12.10)	0:44.72 [3] (0:11.20)	0:33.52 [3] (0:10.87)	0:22.65 [3] (0:11.13)	0:11.52 [3] (0:11.52)						
Average Speed [km/h]	48.3	60.0	59.5	64.7	66.5	64.9	62.6						
Top Speed [km/h]	61.7	61.8	63.7	66.4	67.5	66.3	64.3						
Avg. Dist. to Rail [m]	2.1	0.9	1.1	1.2	1.0	3.1	4.9						
Avg. Stride Freq. [Hz]	2.2	2.2	2.1	2.2	2.2	2.2	2.2						
Avg. Stride Length [m]	5.9	7.7	7.7	8.0	8.2	8.2	7.9						





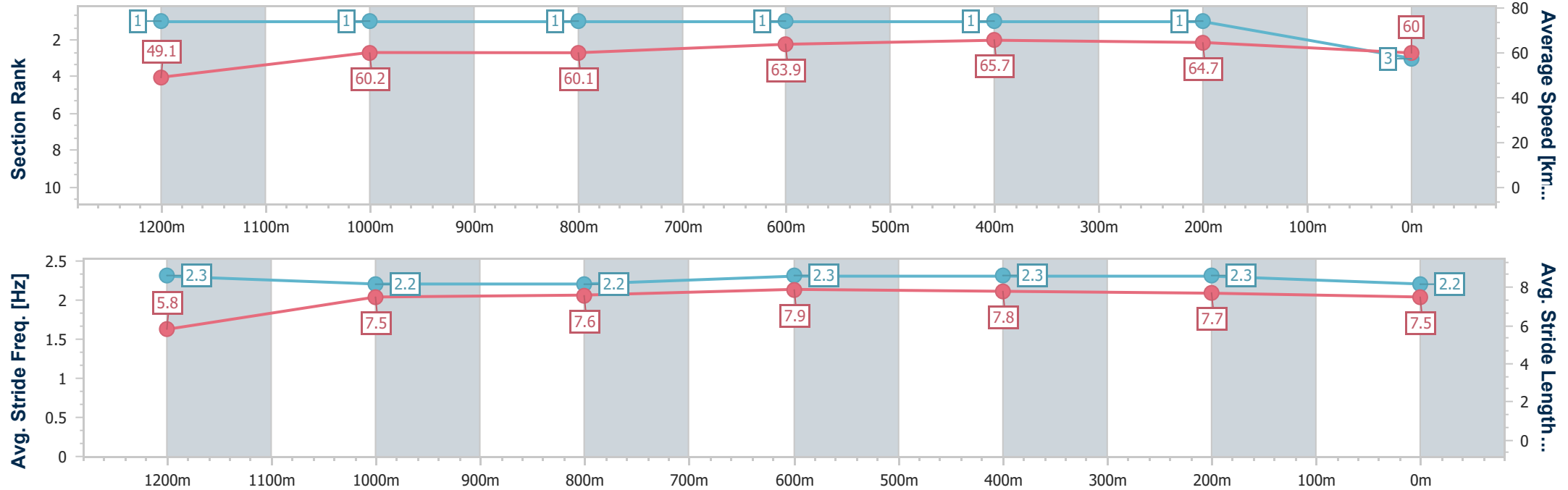
Horse/Jockey Name	Ready To Pardon
Final Rank	3
Fastest Section Time (Section)	0:10.98 (600m)
Top Speed [km/h] (Section)	66.8 (600m)
Race State	Finished



TownsvilleProfessional
Race 5: CHRYSALIS MEDISPA BENCHMARK 60 Handicap - 1400m
29 June 2025 - 15:11
Track Rating: Good 4, Weather: Fine, Rail Position: +6.0m 1000m- W/Post; +3m Remainder



Section	Overall	1200m	1000m	800m	600m	400m	200m						
Section Times	1:24.00 [3] (0:14.67)	1:09.33 [1] (0:11.93)	0:57.40 [1] (0:11.97)	0:45.43 [1] (0:11.32)	0:34.11 [1] (0:10.98)	0:23.13 [1] (0:11.14)	0:11.99 [1] (0:11.99)						
Average Speed [km/h]	49.1	60.2	60.1	63.9	65.7	64.7	60.0						
Top Speed [km/h]	63.0	62.6	62.9	65.8	66.8	66.2	62.9						
Avg. Dist. to Rail [m]	3.6	1.0	1.2	0.8	0.6	1.2	2.0						
Avg. Stride Freq. [Hz]	2.3	2.2	2.2	2.3	2.3	2.3	2.2						
Avg. Stride Length [m]	5.8	7.5	7.6	7.9	7.8	7.7	7.5						





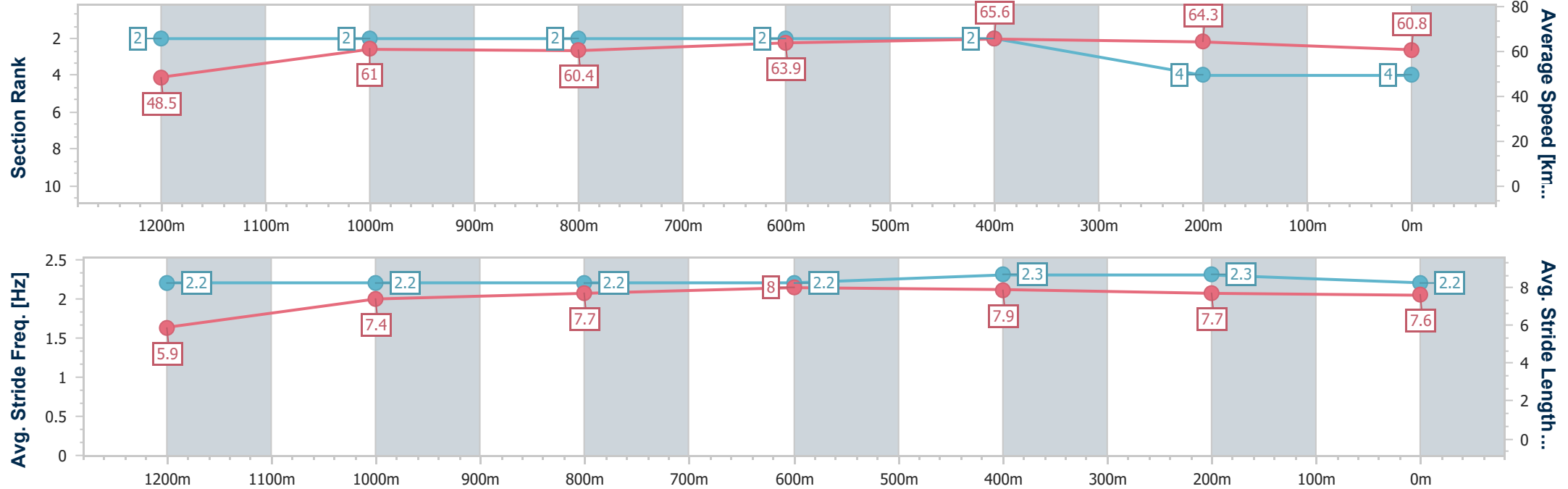
Horse/Jockey Name	Vancouver Bay
Final Rank	4
Fastest Section Time (Section)	0:11.02 (600m)
Top Speed [km/h] (Section)	66.7 (600m)
Race State	Finished



TownsvilleProfessional
Race 5: CHRYSALIS MEDISPA BENCHMARK 60 Handicap - 1400m
29 June 2025 - 15:11
Track Rating: Good 4, Weather: Fine, Rail Position: +6.0m 1000m- W/Post; +3m Remainder



Section	Overall	1200m	1000m	800m	600m	400m	200m						
Section Times	1:24.07 [4] (0:14.83)	1:09.24 [2] (0:11.79)	0:57.45 [2] (0:11.97)	0:45.48 [2] (0:11.37)	0:34.11 [2] (0:11.02)	0:23.09 [2] (0:11.24)	0:11.85 [4] (0:11.85)						
Average Speed [km/h]	48.5	61.0	60.4	63.9	65.6	64.3	60.8						
Top Speed [km/h]	62.4	62.7	62.4	65.0	66.7	65.1	62.8						
Avg. Dist. to Rail [m]	3.1	1.0	1.3	1.6	1.3	3.0	5.2						
Avg. Stride Freq. [Hz]	2.2	2.2	2.2	2.2	2.3	2.3	2.2						
Avg. Stride Length [m]	5.9	7.4	7.7	8.0	7.9	7.7	7.6						





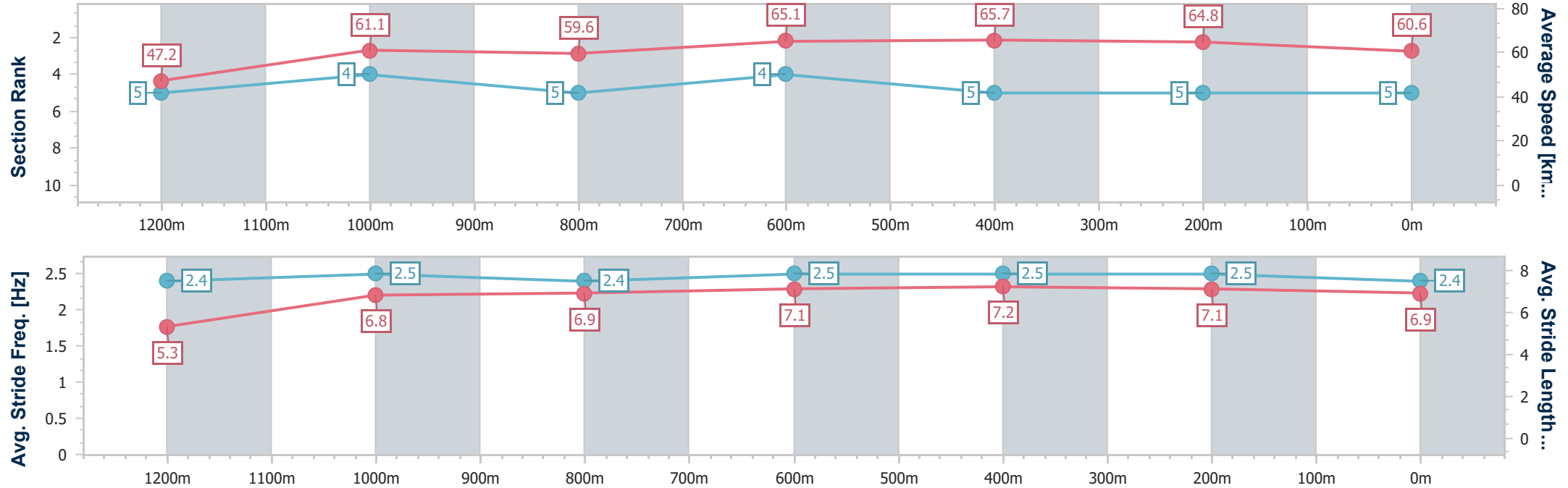
Horse/Jockey Name	Lost My Nightie
Final Rank	5
Fastest Section Time (Section)	0:11.01 (600m)
Top Speed [km/h] (Section)	67.4 (600m)
Race State	Finished



TownsvilleProfessional
Race 5: CHRYSALIS MEDISPA BENCHMARK 60 Handicap - 1400m
29 June 2025 - 15:11
Track Rating: Good 4, Weather: Fine, Rail Position: +6.0m 1000m-W/Post; +3m Remainder



Section	Overall	1200m	1000m	800m	600m	400m	200m						
Section Times	1:24.26 [5] (0:15.25)	1:09.01 [5] (0:11.75)	0:57.26 [4] (0:12.07)	0:45.19 [5] (0:11.11)	0:34.08 [4] (0:11.01)	0:23.07 [5] (0:11.19)	0:11.88 [5] (0:11.88)						
Average Speed [km/h]	47.2	61.1	59.6	65.1	65.7	64.8	60.6						
Top Speed [km/h]	62.2	62.5	62.6	67.2	67.4	65.5	64.8						
Avg. Dist. to Rail [m]	2.7	0.9	1.1	1.0	1.1	4.3	6.3						
Avg. Stride Freq. [Hz]	2.4	2.5	2.4	2.5	2.5	2.5	2.4						
Avg. Stride Length [m]	5.3	6.8	6.9	7.1	7.2	7.1	6.9						





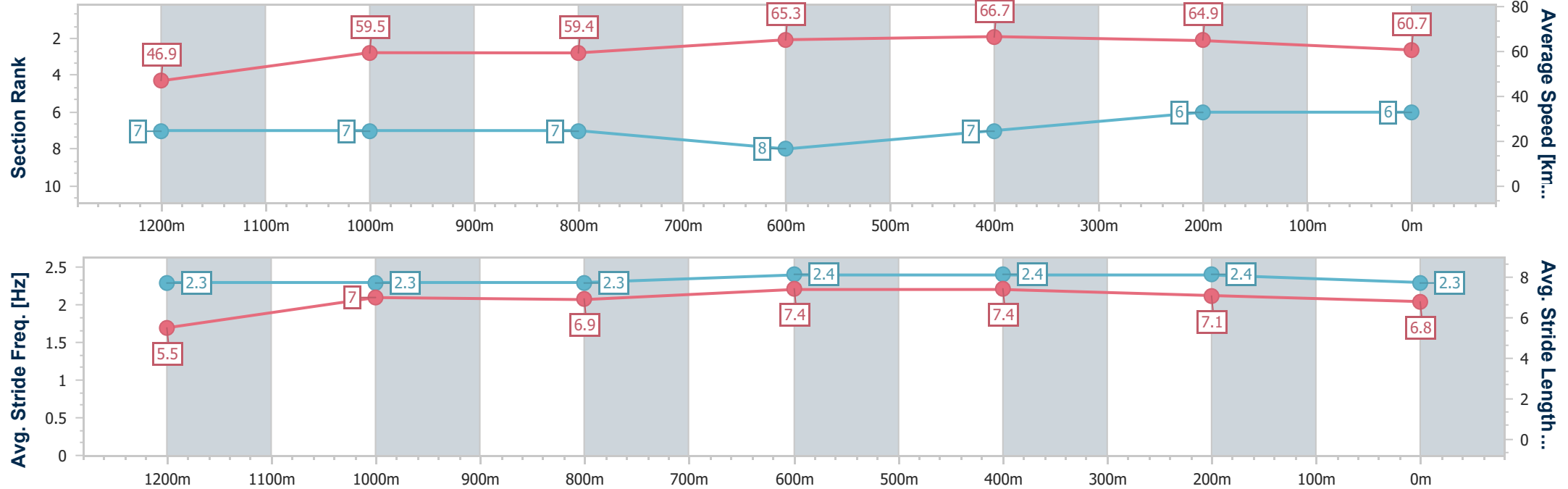
Horse/Jockey Name	Lady Masquerade
Final Rank	6
Fastest Section Time (Section)	0:10.82 (600m)
Top Speed [km/h] (Section)	67.3 (600m)
Race State	Finished



TownsvilleProfessional
Race 5: CHRYSALIS MEDISPA BENCHMARK 60 Handicap - 1400m
29 June 2025 - 15:11
Track Rating: Good 4, Weather: Fine, Rail Position: +6.0m 1000m- W/Post; +3m Remainder



Section	Overall	1200m	1000m	800m	600m	400m	200m						
Section Times	1:24.50 [6] (0:15.39)	1:09.11 [7] (0:12.07)	0:57.04 [7] (0:12.18)	0:44.86 [7] (0:11.06)	0:33.80 [8] (0:10.82)	0:22.98 [7] (0:11.09)	0:11.89 [6] (0:11.89)						
Average Speed [km/h]	46.9	59.5	59.4	65.3	66.7	64.9	60.7						
Top Speed [km/h]	59.4	60.3	62.8	67.0	67.3	65.8	63.8						
Avg. Dist. to Rail [m]	4.2	1.1	1.2	0.8	0.2	1.7	1.6						
Avg. Stride Freq. [Hz]	2.3	2.3	2.3	2.4	2.4	2.4	2.3						
Avg. Stride Length [m]	5.5	7.0	6.9	7.4	7.4	7.1	6.8						





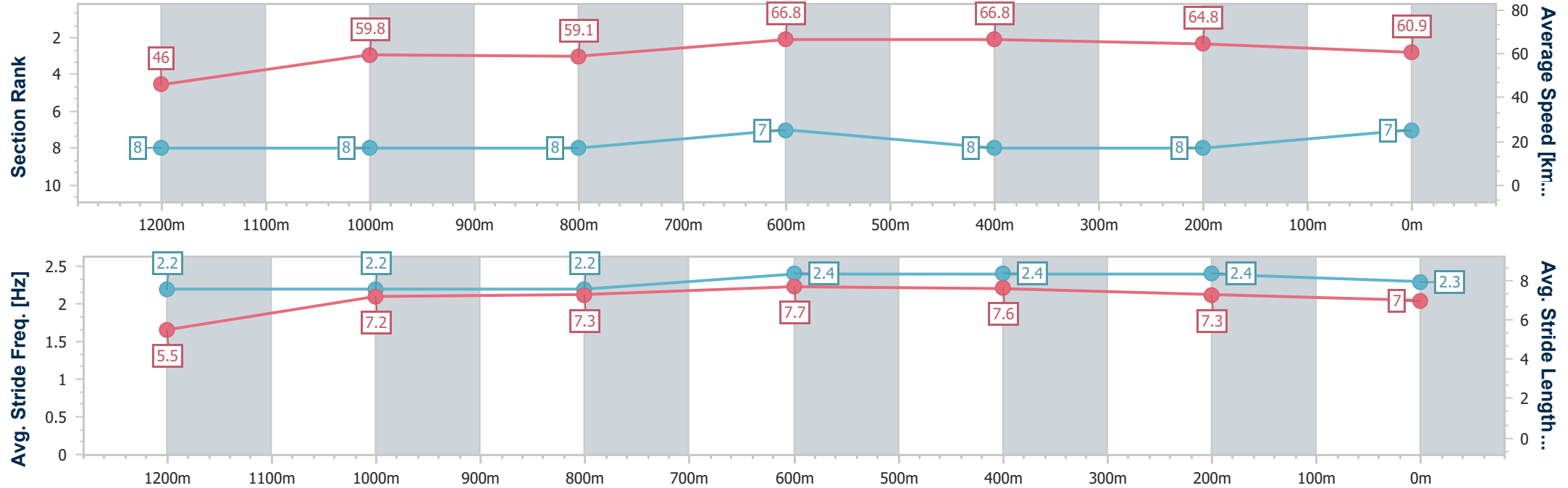
Horse/Jockey Name	Read 'Em And Weep
Final Rank	7
Fastest Section Time (Section)	0:10.83 (800m)
Top Speed [km/h] (Section)	69.0 (800m)
Race State	Finished



TownsvilleProfessional
Race 5: CHRYSALIS MEDISPA BENCHMARK 60 Handicap - 1400m
29 June 2025 - 15:11
Track Rating: Good 4, Weather: Fine, Rail Position: +6.0m 1000m- W/Post; +3m Remainder



Section	Overall	1200m	1000m	800m	600m	400m	200m						
Section Times	1:24.62 [7] (0:15.66)	1:08.96 [8] (0:12.04)	0:56.92 [8] (0:12.15)	0:44.77 [8] (0:10.83)	0:33.94 [7] (0:10.91)	0:23.03 [8] (0:11.19)	0:11.84 [8] (0:11.84)						
Average Speed [km/h]	46.0	59.8	59.1	66.8	66.8	64.8	60.9						
Top Speed [km/h]	59.9	61.6	63.2	69.0	68.1	66.7	63.2						
Avg. Dist. to Rail [m]	6.1	0.6	1.0	1.1	2.6	6.2	8.2						
Avg. Stride Freq. [Hz]	2.2	2.2	2.2	2.4	2.4	2.4	2.3						
Avg. Stride Length [m]	5.5	7.2	7.3	7.7	7.6	7.3	7.0						





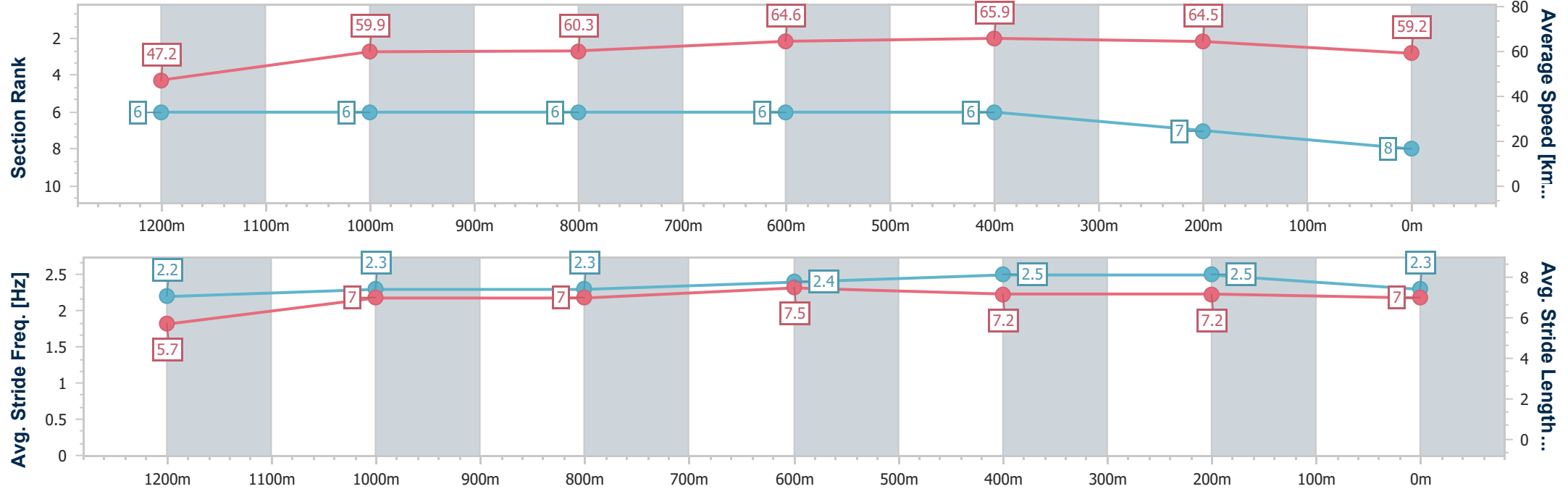
Horse/Jockey Name	Substance
Final Rank	8
Fastest Section Time (Section)	0:11.00 (600m)
Top Speed [km/h] (Section)	67.1 (600m)
Race State	Finished



TownsvilleProfessional
Race 5: CHRYSALIS MEDISPA BENCHMARK 60 Handicap - 1400m
29 June 2025 - 15:11
Track Rating: Good 4, Weather: Fine, Rail Position: +6.0m 1000m- W/Post; +3m Remainder



Section	Overall	1200m	1000m	800m	600m	400m	200m						
Section Times	1:24.82 [8] (0:15.27)	1:09.55 [6] (0:12.01)	0:57.54 [6] (0:11.94)	0:45.60 [6] (0:11.19)	0:34.41 [6] (0:11.00)	0:23.41 [6] (0:11.23)	0:12.18 [7] (0:12.18)						
Average Speed [km/h]	47.2	59.9	60.3	64.6	65.9	64.5	59.2						
Top Speed [km/h]	61.6	61.6	62.9	66.8	67.1	65.6	63.1						
Avg. Dist. to Rail [m]	3.8	1.0	1.1	0.8	1.6	4.7	5.4						
Avg. Stride Freq. [Hz]	2.2	2.3	2.3	2.4	2.5	2.5	2.3						
Avg. Stride Length [m]	5.7	7.0	7.0	7.5	7.2	7.2	7.0						





TownsvilleProfessional

Race 6: LADBROKES FORM GENIUS BENCHMARK 65 Handicap - 1609m

29 June 2025 - 15:46



Track Rating: Good 4, Weather: Fine, Rail Position: +6.0m 1000m-W/Post; +3m Remainder

Section						Overall	1400m	1200m	1000m	800m	600m	400m	Last 600m	
Field Times						1:37.31 (0:15.83)	1:21.48 (0:11.46)	1:10.02 (0:11.64)	0:58.38 (0:11.89)	0:46.49 (0:11.58)	0:34.91 (0:11.58)	0:23.33 (0:11.49)	0:34.91	
Rank	TAB	Horse/Jockey	Barrier	Top Speed [km/h]	Fastest Section									Distance Travelled [m]
1	4	OUR TURN NOW	10	65.5	0:11.27	1:37.31 [1]	1:20.96 [7]	1:09.25 [7]	0:57.56 [8]	0:45.75 [8]	0:34.40 [7]	0:23.13 [7]	0:34.40	
		Ryan Wiggins		600m	600m	(0:16.35)	(0:11.71)	(0:11.69)	(0:11.81)	(0:11.35)	(0:11.27)	(0:11.29)		
2	8	READY TIGER	1	65.0	0:11.43	1:37.37 [2]	1:20.86 [8]	1:09.21 [9]	0:57.73 [7]	0:46.06 [6]	0:34.56 [6]	0:23.13 [8]	0:34.56	-3
		Ashley Butler		600m	600m	(0:16.51)	(0:11.65)	(0:11.48)	(0:11.67)	(0:11.50)	(0:11.43)	(0:11.46)		
3	7	BENEVENTO	7	64.0	0:11.46	1:37.40 [3]	1:21.57 [1]	1:10.11 [1]	0:58.47 [1]	0:46.58 [1]	0:35.00 [1]	0:23.42 [1]	0:35.00	-7
		Jackson Murphy		1400m	1400m	(0:15.83)	(0:11.46)	(0:11.64)	(0:11.89)	(0:11.58)	(0:11.58)	(0:11.62)		
4	10	MORDECAI	2	65.0	0:11.32	1:37.55 [4]	1:20.74 [11]	1:09.05 [11]	0:57.65 [10]	0:45.91 [9]	0:34.50 [9]	0:23.18 [10]	0:34.50	-2
		Sean Cormack		600m	600m	(0:16.81)	(0:11.69)	(0:11.40)	(0:11.74)	(0:11.41)	(0:11.32)	(0:11.40)		
5	2	JOHN JOSEPH	5	63.8	0:11.45	1:37.62 [5]	1:21.49 [4]	1:09.87 [4]	0:58.30 [4]	0:46.44 [4]	0:34.94 [3]	0:23.49 [4]	0:34.94	-6
		Ivo Fry		600m	600m	(0:16.13)	(0:11.62)	(0:11.57)	(0:11.86)	(0:11.50)	(0:11.45)	(0:11.60)		
6	6	RELEASE LE MISSILE	3	65.7	0:11.24	1:37.91 [6]	1:21.36 [10]	1:09.58 [10]	0:57.90 [11]	0:46.13 [11]	0:34.72 [11]	0:23.48 [11]	0:34.72	-2
		Chris Meehan		600m	600m	(0:16.55)	(0:11.78)	(0:11.68)	(0:11.77)	(0:11.41)	(0:11.24)	(0:11.56)		
7	11	KEEP ON RUNNING	8	65.8	0:11.29	1:37.95 [7]	1:22.08 [2]	1:10.47 [3]	0:58.74 [3]	0:46.86 [3]	0:35.24 [4]	0:23.95 [3]	0:35.24	+2
		Justin Stanley		600m	600m	(0:15.87)	(0:11.61)	(0:11.73)	(0:11.88)	(0:11.62)	(0:11.29)	(0:11.60)		
8	1	MAJOR ARTIE	4	66.6	0:11.22	1:38.02 [8]	1:21.51 [8]	1:09.90 [8]	0:58.21 [9]	0:46.38 [10]	0:34.89 [10]	0:23.67 [9]	0:34.89	+4
		Leah Martyn		600m	600m	(0:16.51)	(0:11.61)	(0:11.69)	(0:11.83)	(0:11.49)	(0:11.22)	(0:11.53)		
9	3	MEDAL	9	65.2	0:11.36	1:38.03 [9]	1:22.09 [3]	1:10.73 [2]	0:59.04 [2]	0:47.11 [2]	0:35.51 [2]	0:24.04 [2]	0:35.51	+0
		Graham Kliese		1400m	1400m	(0:15.94)	(0:11.36)	(0:11.69)	(0:11.93)	(0:11.60)	(0:11.47)	(0:11.70)		
10	9	JOE'S GIGGLE	6	65.0	0:11.35	1:38.19 [10]	1:22.04 [6]	1:10.40 [6]	0:58.71 [5]	0:46.91 [5]	0:35.40 [5]	0:24.05 [5]	0:35.40	+2
		Denicious Smith		600m	600m	(0:16.15)	(0:11.64)	(0:11.69)	(0:11.80)	(0:11.51)	(0:11.35)	(0:11.67)		



TownsvilleProfessional

Race 6: LADBROKES FORM GENIUS BENCHMARK 65 Handicap - 1609m

29 June 2025 - 15:46



Track Rating: Good 4, Weather: Fine, Rail Position: +6.0m 1000m-W/Post; +3m Remainder

Section					Overall	1400m	1200m	1000m	800m	600m	400m	Last 600m		
Field Times					1:37.31 (0:15.83)	1:21.48 (0:11.46)	1:10.02 (0:11.64)	0:58.38 (0:11.89)	0:46.49 (0:11.58)	0:34.91 (0:11.58)	0:23.33 (0:11.49)	0:34.91		
Rank	TAB	Horse/Jockey	Barrier	Top Speed [km/h]	Fastest Section									Distance Travelled [m]
11	5	SAVVY SOVEREIGN	11	66.7	0:11.14	1:38.36 [11]	1:22.22 [5]	1:10.58 [5]	0:58.86 [6]	0:46.88 [7]	0:35.35 [8]	0:24.21 [6]	0:35.35	+7
		Olivia Kendal		600m	600m	(0:16.14)	(0:11.64)	(0:11.72)	(0:11.98)	(0:11.53)	(0:11.14)	(0:11.66)		



Townsville Professional

Race 6: LADBROKES FORM GENIUS BENCHMARK 65 Handicap - 1609m

29 June 2025 - 15:46



Track Rating: Good 4, Weather: Fine, Rail Position: +6.0m 1000m-W/Post; +3m Remainder

Section Field Times				200m 0:11.84 (0:11.84)		Last 600m 0:34.91			
Rank	TAB	Horse/Jockey	Barrier	Top Speed [km/h]	Fastest Section	Margin			Distance Travelled [m]
1	4	OUR TURN NOW	10	65.5	0:11.27	0:11.84 [1]	1:37.31		0:34.40
		Ryan Wiggins		600m	600m	(0:11.84)			
2	8	READY TIGER	1	65.0	0:11.43	0:11.67 [5]	0.35L		0:34.56
		Ashley Butler		600m	600m	(0:11.67)			-3
3	7	BENEVENTO	7	64.0	0:11.46	0:11.80 [2]	0.5L		0:35.00
		Jackson Murphy		1400m	1400m	(0:11.80)			-7
4	10	MORDECAI	2	65.0	0:11.32	0:11.78 [7]	1.4L		0:34.50
		Sean Cormack		600m	600m	(0:11.78)			-2
5	2	JOHN JOSEPH	5	63.8	0:11.45	0:11.89 [6]	1.81L		0:34.94
		Ivo Fry		600m	600m	(0:11.89)			-6
6	6	RELEASE LE MISSILE	3	65.7	0:11.24	0:11.92 [11]	3.53L		0:34.72
		Chris Meehan		600m	600m	(0:11.92)			-2
7	11	KEEP ON RUNNING	8	65.8	0:11.29	0:12.35 [3]	3.78L		0:35.24
		Justin Stanley		600m	600m	(0:12.35)			+2
8	1	MAJOR ARTIE	4	66.6	0:11.22	0:12.14 [10]	4.15L		0:34.89
		Leah Martyn		600m	600m	(0:12.14)			+4
9	3	MEDAL	9	65.2	0:11.36	0:12.34 [4]	4.23L		0:35.51
		Graham Kliese		1400m	1400m	(0:12.34)			+0
10	9	JOE'S GIGGLE	6	65.0	0:11.35	0:12.38 [8]	5.16L		0:35.40
		Denicious Smith		600m	600m	(0:12.38)			+2



TownsvilleProfessional

Race 6: LADBROKES FORM GENIUS BENCHMARK 65 Handicap - 1609m

29 June 2025 - 15:46



Track Rating: Good 4, Weather: Fine, Rail Position: +6.0m 1000m-W/Post; +3m Remainder

Section						200m		Last 600m	
Field Times						0:11.84 (0:11.84)		0:34.91	
Rank	TAB	Horse/Jockey	Barrier	Top Speed [km/h]	Fastest Section	Margin		Distance Travelled [m]	
11	5	SAVVY SOVEREIGN	11	66.7	0:11.14	0:12.55 [8]	6.15L	0:35.35	+7
		Olivia Kendal		600m	600m	(0:12.55)			



Horse/Jockey Name	Our Turn Now
Final Rank	1
Fastest Section Time (Section)	0:11.27 (600m)
Top Speed [km/h] (Section)	65.5 (600m)
Race State	Finished



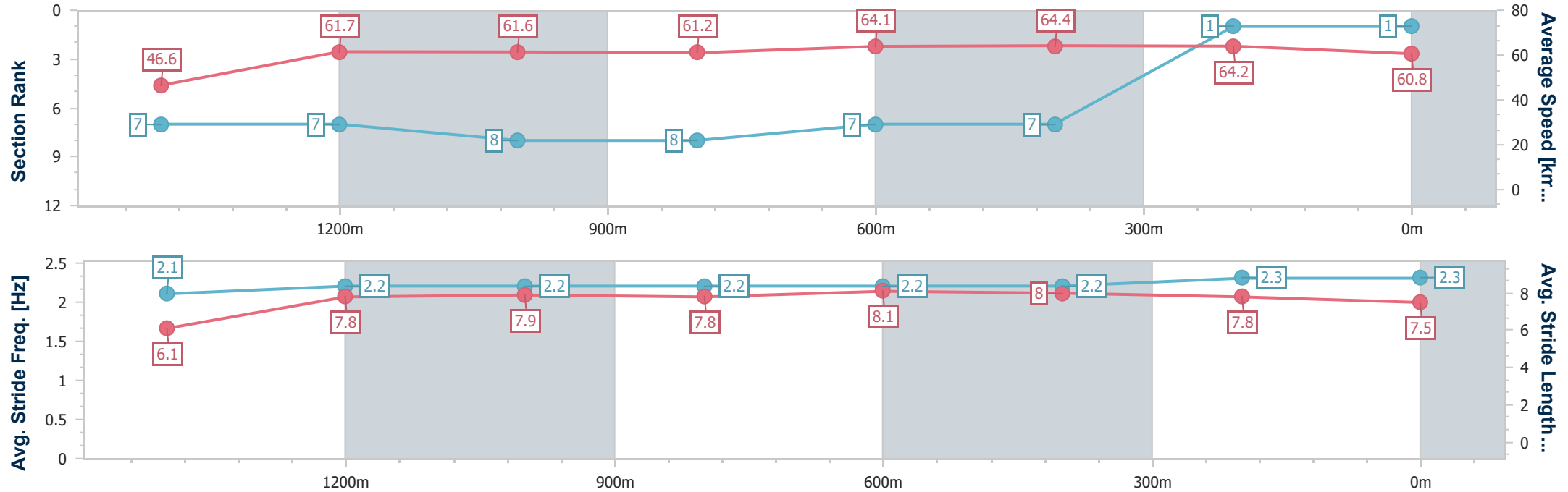
TownsvilleProfessional
Race 6: LADBROKES FORM GENIUS BENCHMARK 65
Handicap - 1609m

29 June 2025 - 15:46

Track Rating: Good 4, Weather: Fine, Rail Position: +6.0m 1000m-
W/Post; +3m Remainder



Section	Overall	1400m	1200m	1000m	800m	600m	400m	200m					
Section Times	1:37.31 [1] (0:16.35)	1:20.96 [7] (0:11.71)	1:09.25 [7] (0:11.69)	0:57.56 [8] (0:11.81)	0:45.75 [8] (0:11.35)	0:34.40 [7] (0:11.27)	0:23.13 [7] (0:11.29)	0:11.84 [1] (0:11.84)					
Average Speed [km/h]	46.6	61.7	61.6	61.2	64.1	64.4	64.2	60.8					
Top Speed [km/h]	61.5	62.8	62.5	62.6	64.7	65.5	64.9	63.1					
Avg. Dist. to Rail [m]	8.2	1.7	1.1	1.6	2.2	2.0	3.7	2.3					
Avg. Stride Freq. [Hz]	2.1	2.2	2.2	2.2	2.2	2.2	2.3	2.3					
Avg. Stride Length [m]	6.1	7.8	7.9	7.8	8.1	8.0	7.8	7.5					



- [] Ranking at each section and finish
- .-.- No data available at this section
- NA No data available



Horse/Jockey Name	Ready Tiger
Final Rank	2
Fastest Section Time (Section)	0:11.43 (600m)
Top Speed [km/h] (Section)	65.0 (600m)
Race State	Finished



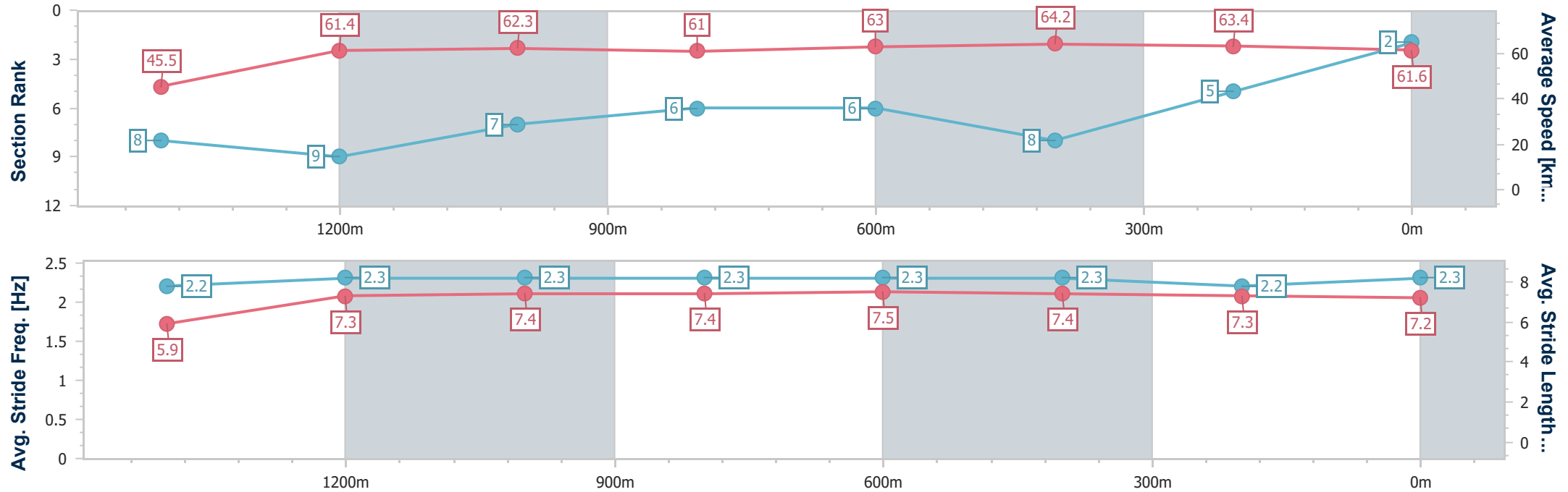
TownsvilleProfessional
Race 6: LADBROKES FORM GENIUS BENCHMARK 65
Handicap - 1609m

29 June 2025 - 15:46

Track Rating: Good 4, Weather: Fine, Rail Position: +6.0m 1000m-
W/Post; +3m Remainder



Section	Overall	1400m	1200m	1000m	800m	600m	400m	200m					
Section Times	1:37.37 [2] (0:16.51)	1:20.86 [8] (0:11.65)	1:09.21 [9] (0:11.48)	0:57.73 [7] (0:11.67)	0:46.06 [6] (0:11.50)	0:34.56 [6] (0:11.43)	0:23.13 [8] (0:11.46)	0:11.67 [5] (0:11.67)					
Average Speed [km/h]	45.5	61.4	62.3	61.0	63.0	64.2	63.4	61.6					
Top Speed [km/h]	60.8	62.6	62.9	62.2	63.8	65.0	64.5	63.1					
Avg. Dist. to Rail [m]	3.8	2.1	3.3	2.1	1.1	3.5	6.4	6.3					
Avg. Stride Freq. [Hz]	2.2	2.3	2.3	2.3	2.3	2.3	2.2	2.3					
Avg. Stride Length [m]	5.9	7.3	7.4	7.4	7.5	7.4	7.3	7.2					





Horse/Jockey Name	Benevento
Final Rank	3
Fastest Section Time (Section)	0:11.46 (1400m)
Top Speed [km/h] (Section)	64.0 (1400m)
Race State	Finished



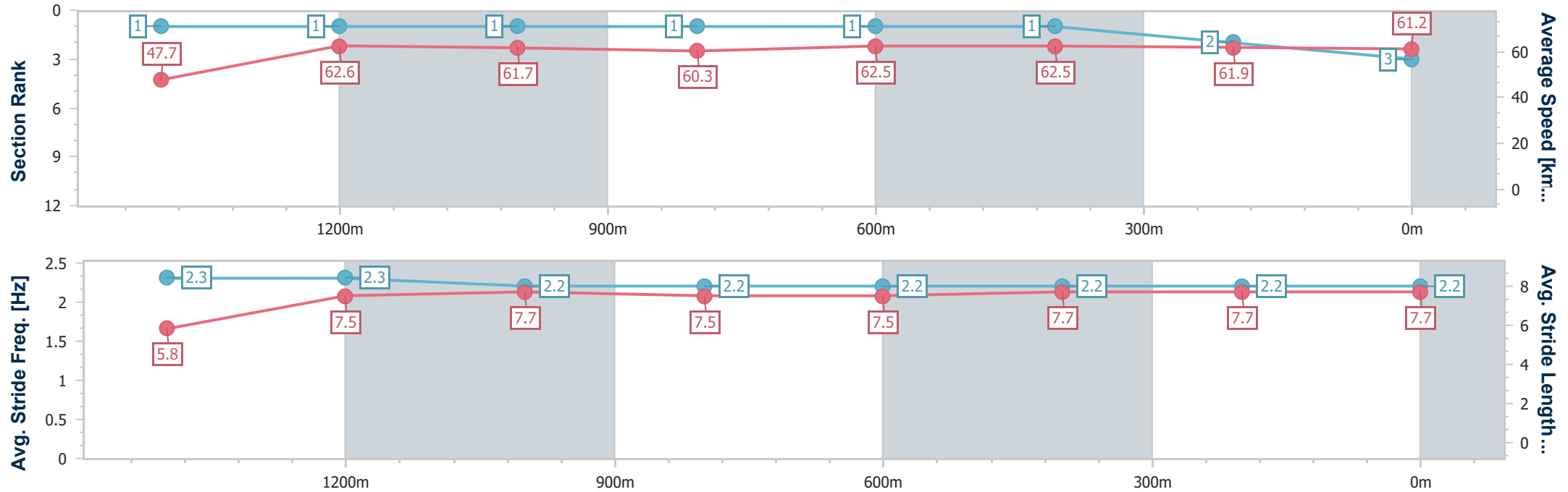
TownsvilleProfessional
Race 6: LADBROKES FORM GENIUS BENCHMARK 65
Handicap - 1609m

29 June 2025 - 15:46

Track Rating: Good 4, Weather: Fine, Rail Position: +6.0m 1000m-
W/Post; +3m Remainder



Section	Overall	1400m	1200m	1000m	800m	600m	400m	200m					
Section Times	1:37.40 [3] (0:15.83)	1:21.57 [1] (0:11.46)	1:10.11 [1] (0:11.64)	0:58.47 [1] (0:11.89)	0:46.58 [1] (0:11.58)	0:35.00 [1] (0:11.58)	0:23.42 [1] (0:11.62)	0:11.80 [2] (0:11.80)					
Average Speed [km/h]	47.7	62.6	61.7	60.3	62.5	62.5	61.9	61.2					
Top Speed [km/h]	61.9	64.0	63.8	63.0	63.4	63.4	62.9	62.9					
Avg. Dist. to Rail [m]	5.5	0.7	1.8	1.4	1.1	1.0	1.3	1.2					
Avg. Stride Freq. [Hz]	2.3	2.3	2.2	2.2	2.2	2.2	2.2	2.2					
Avg. Stride Length [m]	5.8	7.5	7.7	7.5	7.5	7.7	7.7	7.7					



- [] Ranking at each section and finish
- .-.- No data available at this section
- NA No data available



Horse/Jockey Name	Mordecai
Final Rank	4
Fastest Section Time (Section)	0:11.32 (600m)
Top Speed [km/h] (Section)	65.0 (600m)
Race State	Finished



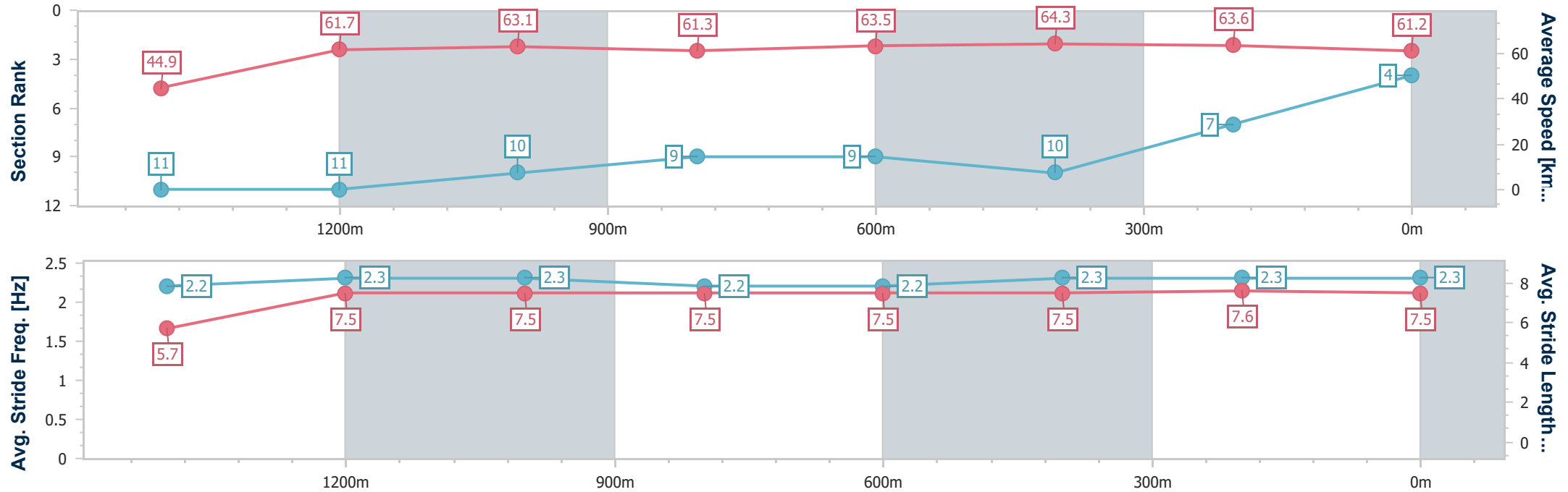
TownsvilleProfessional
Race 6: LADBROKES FORM GENIUS BENCHMARK 65
Handicap - 1609m

29 June 2025 - 15:46

Track Rating: Good 4, Weather: Fine, Rail Position: +6.0m 1000m-
W/Post; +3m Remainder



Section	Overall	1400m	1200m	1000m	800m	600m	400m	200m					
Section Times	1:37.55 [4] (0:16.81)	1:20.74 [11] (0:11.69)	1:09.05 [11] (0:11.40)	0:57.65 [10] (0:11.74)	0:45.91 [9] (0:11.41)	0:34.50 [9] (0:11.32)	0:23.18 [10] (0:11.40)	0:11.78 [7] (0:11.78)					
Average Speed [km/h]	44.9	61.7	63.1	61.3	63.5	64.3	63.6	61.2					
Top Speed [km/h]	61.9	63.6	64.0	62.4	64.3	65.0	64.0	63.4					
Avg. Dist. to Rail [m]	3.6	1.1	1.0	1.1	1.5	2.4	4.5	4.9					
Avg. Stride Freq. [Hz]	2.2	2.3	2.3	2.2	2.2	2.3	2.3	2.3					
Avg. Stride Length [m]	5.7	7.5	7.5	7.5	7.5	7.5	7.6	7.5					





Horse/Jockey Name	John Joseph
Final Rank	5
Fastest Section Time (Section)	0:11.45 (600m)
Top Speed [km/h] (Section)	63.8 (600m)
Race State	Finished



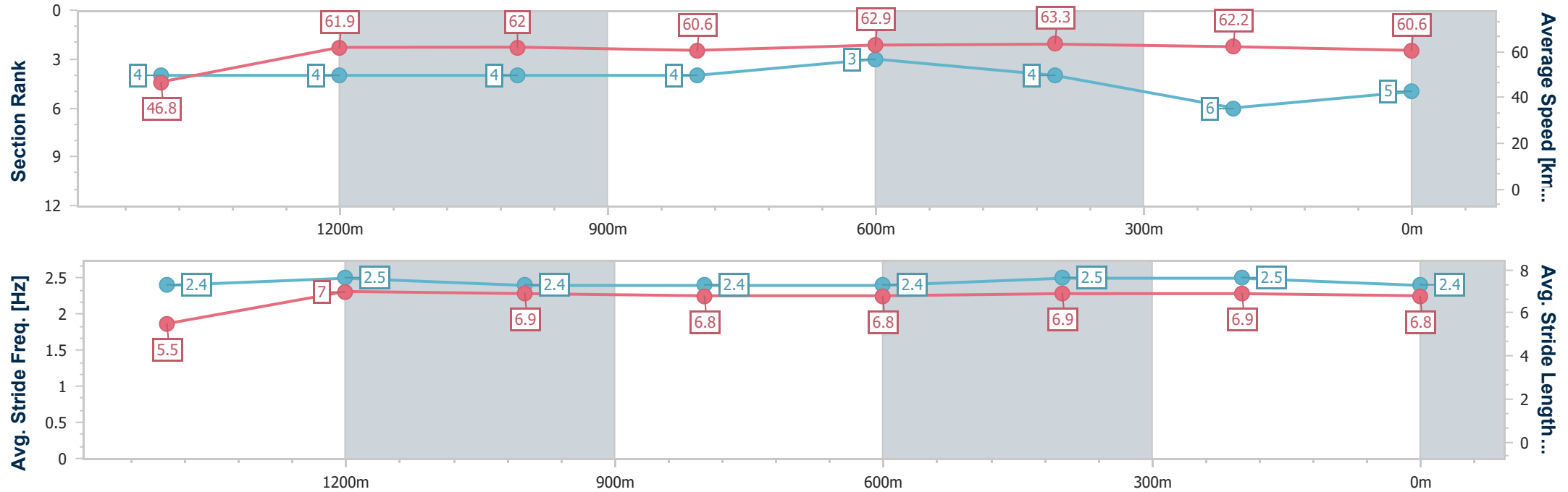
TownsvilleProfessional
Race 6: LADBROKES FORM GENIUS BENCHMARK 65
Handicap - 1609m

29 June 2025 - 15:46

Track Rating: Good 4, Weather: Fine, Rail Position: +6.0m 1000m-
W/Post; +3m Remainder



Section	Overall	1400m	1200m	1000m	800m	600m	400m	200m					
Section Times	1:37.62 [5] (0:16.13)	1:21.49 [4] (0:11.62)	1:09.87 [4] (0:11.57)	0:58.30 [4] (0:11.86)	0:46.44 [4] (0:11.50)	0:34.94 [3] (0:11.45)	0:23.49 [4] (0:11.60)	0:11.89 [6] (0:11.89)					
Average Speed [km/h]	46.8	61.9	62.0	60.6	62.9	63.3	62.2	60.6					
Top Speed [km/h]	61.5	62.9	62.9	61.4	63.7	63.8	63.0	61.1					
Avg. Dist. to Rail [m]	4.5	0.4	1.2	1.2	1.0	1.2	1.1	1.7					
Avg. Stride Freq. [Hz]	2.4	2.5	2.4	2.4	2.4	2.5	2.5	2.4					
Avg. Stride Length [m]	5.5	7.0	6.9	6.8	6.8	6.9	6.9	6.8					



- [] Ranking at each section and finish
- .-.- No data available at this section
- NA No data available



Horse/Jockey Name	Release Le Missile
Final Rank	6
Fastest Section Time (Section)	0:11.24 (600m)
Top Speed [km/h] (Section)	65.7 (600m)
Race State	Finished



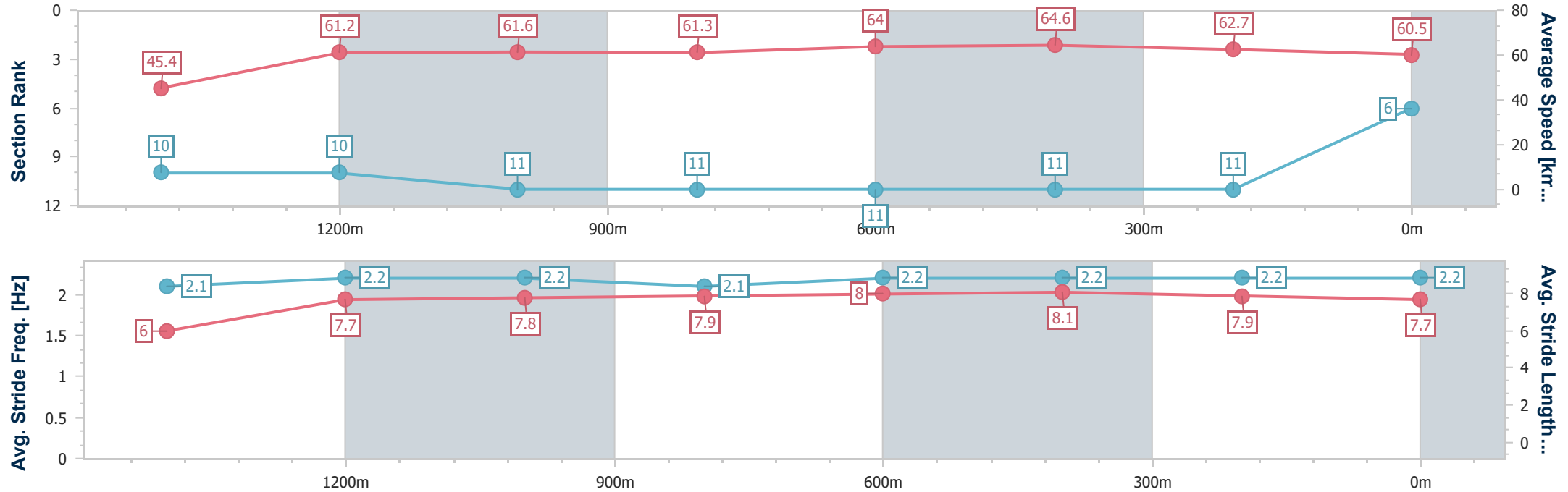
TownsvilleProfessional
Race 6: LADBROKES FORM GENIUS BENCHMARK 65
Handicap - 1609m

29 June 2025 - 15:46

Track Rating: Good 4, Weather: Fine, Rail Position: +6.0m 1000m-
W/Post; +3m Remainder



Section	Overall	1400m	1200m	1000m	800m	600m	400m	200m					
Section Times	1:37.91 [6] (0:16.55)	1:21.36 [10] (0:11.78)	1:09.58 [10] (0:11.68)	0:57.90 [11] (0:11.77)	0:46.13 [11] (0:11.41)	0:34.72 [11] (0:11.24)	0:23.48 [11] (0:11.56)	0:11.92 [11] (0:11.92)					
Average Speed [km/h]	45.4	61.2	61.6	61.3	64.0	64.6	62.7	60.5					
Top Speed [km/h]	60.4	62.9	63.1	62.7	65.7	65.7	64.2	61.7					
Avg. Dist. to Rail [m]	3.6	0.2	0.8	1.6	2.4	2.2	4.6	4.6					
Avg. Stride Freq. [Hz]	2.1	2.2	2.2	2.1	2.2	2.2	2.2	2.2					
Avg. Stride Length [m]	6.0	7.7	7.8	7.9	8.0	8.1	7.9	7.7					





Horse/Jockey Name	Keep On Running
Final Rank	7
Fastest Section Time (Section)	0:11.29 (600m)
Top Speed [km/h] (Section)	65.8 (600m)
Race State	Finished



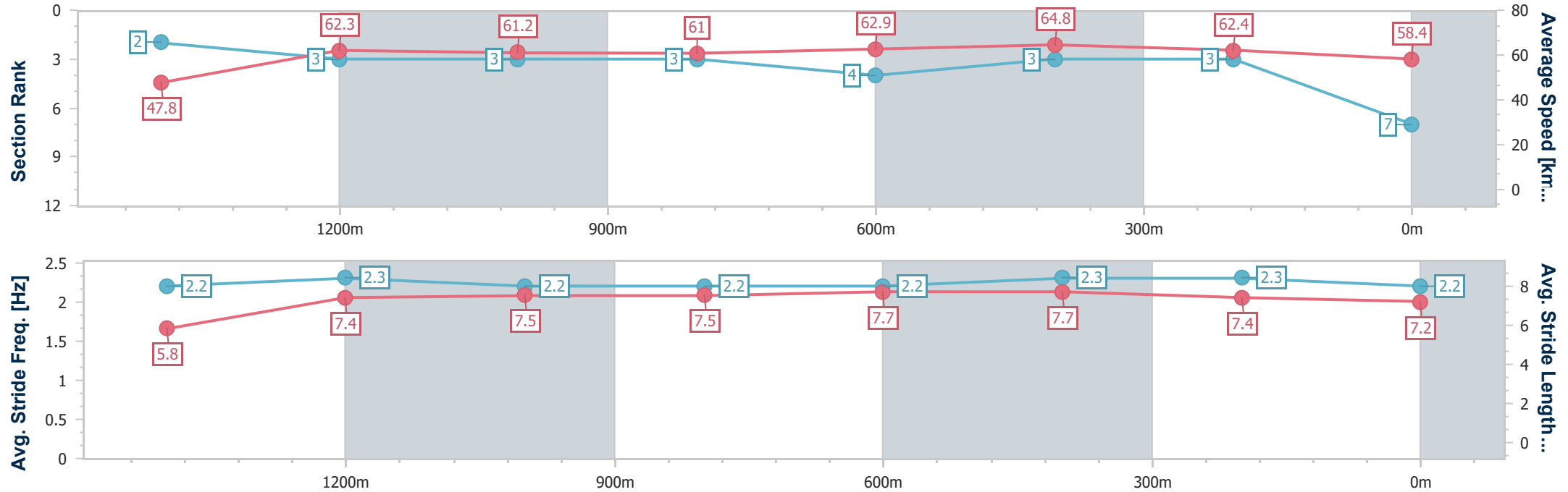
TownsvilleProfessional
Race 6: LADBROKES FORM GENIUS BENCHMARK 65
Handicap - 1609m

29 June 2025 - 15:46

Track Rating: Good 4, Weather: Fine, Rail Position: +6.0m 1000m-
W/Post; +3m Remainder



Section	Overall	1400m	1200m	1000m	800m	600m	400m	200m					
Section Times	1:37.95 [7] (0:15.87)	1:22.08 [2] (0:11.61)	1:10.47 [3] (0:11.73)	0:58.74 [3] (0:11.88)	0:46.86 [3] (0:11.62)	0:35.24 [4] (0:11.29)	0:23.95 [3] (0:11.60)	0:12.35 [3] (0:12.35)					
Average Speed [km/h]	47.8	62.3	61.2	61.0	62.9	64.8	62.4	58.4					
Top Speed [km/h]	62.7	62.8	61.9	61.9	64.5	65.8	64.3	60.5					
Avg. Dist. to Rail [m]	6.6	0.9	0.8	1.8	3.1	3.0	4.0	4.5					
Avg. Stride Freq. [Hz]	2.2	2.3	2.2	2.2	2.2	2.3	2.3	2.2					
Avg. Stride Length [m]	5.8	7.4	7.5	7.5	7.7	7.7	7.4	7.2					





Horse/Jockey Name	Major Artie
Final Rank	8
Fastest Section Time (Section)	0:11.22 (600m)
Top Speed [km/h] (Section)	66.6 (600m)
Race State	Finished



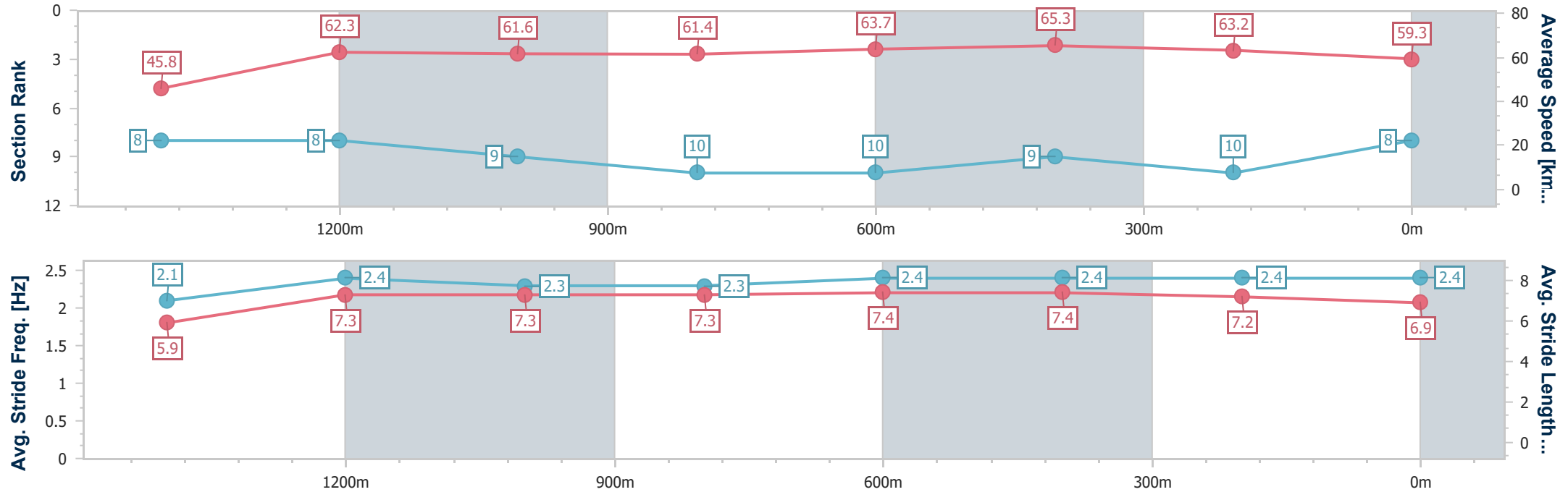
TownsvilleProfessional
Race 6: LADBROKES FORM GENIUS BENCHMARK 65
Handicap - 1609m

29 June 2025 - 15:46

Track Rating: Good 4, Weather: Fine, Rail Position: +6.0m 1000m-
W/Post; +3m Remainder



Section	Overall	1400m	1200m	1000m	800m	600m	400m	200m					
Section Times	1:38.02 [8] (0:16.51)	1:21.51 [8] (0:11.61)	1:09.90 [8] (0:11.69)	0:58.21 [9] (0:11.83)	0:46.38 [10] (0:11.49)	0:34.89 [10] (0:11.22)	0:23.67 [9] (0:11.53)	0:12.14 [10] (0:12.14)					
Average Speed [km/h]	45.8	62.3	61.6	61.4	63.7	65.3	63.2	59.3					
Top Speed [km/h]	62.0	63.3	62.4	62.8	66.2	66.6	64.4	61.6					
Avg. Dist. to Rail [m]	4.4	1.7	1.2	2.1	3.6	3.8	7.1	7.5					
Avg. Stride Freq. [Hz]	2.1	2.4	2.3	2.3	2.4	2.4	2.4	2.4					
Avg. Stride Length [m]	5.9	7.3	7.3	7.3	7.4	7.4	7.2	6.9					





Horse/Jockey Name	Medal
Final Rank	9
Fastest Section Time (Section)	0:11.36 (1400m)
Top Speed [km/h] (Section)	65.2 (1400m)
Race State	Finished



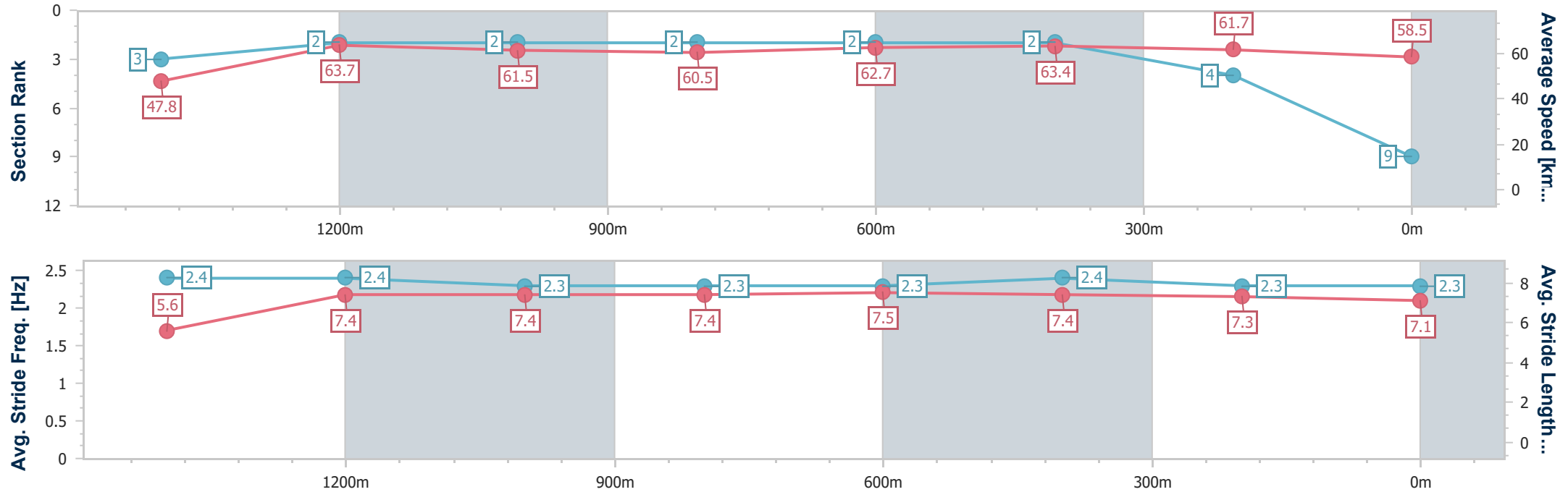
TownsvilleProfessional
Race 6: LADBROKES FORM GENIUS BENCHMARK 65
Handicap - 1609m

29 June 2025 - 15:46

Track Rating: Good 4, Weather: Fine, Rail Position: +6.0m 1000m-
W/Post; +3m Remainder



Section	Overall	1400m	1200m	1000m	800m	600m	400m	200m					
Section Times	1:38.03 [9] (0:15.94)	1:22.09 [3] (0:11.36)	1:10.73 [2] (0:11.69)	0:59.04 [2] (0:11.93)	0:47.11 [2] (0:11.60)	0:35.51 [2] (0:11.47)	0:24.04 [2] (0:11.70)	0:12.34 [4] (0:12.34)					
Average Speed [km/h]	47.8	63.7	61.5	60.5	62.7	63.4	61.7	58.5					
Top Speed [km/h]	63.5	65.2	62.7	61.4	64.3	65.1	63.1	60.4					
Avg. Dist. to Rail [m]	7.7	1.8	1.0	1.3	1.8	1.9	2.4	1.9					
Avg. Stride Freq. [Hz]	2.4	2.4	2.3	2.3	2.3	2.4	2.3	2.3					
Avg. Stride Length [m]	5.6	7.4	7.4	7.4	7.5	7.4	7.3	7.1					





Horse/Jockey Name	Joe's Giggle
Final Rank	10
Fastest Section Time (Section)	0:11.35 (600m)
Top Speed [km/h] (Section)	65.0 (600m)
Race State	Finished



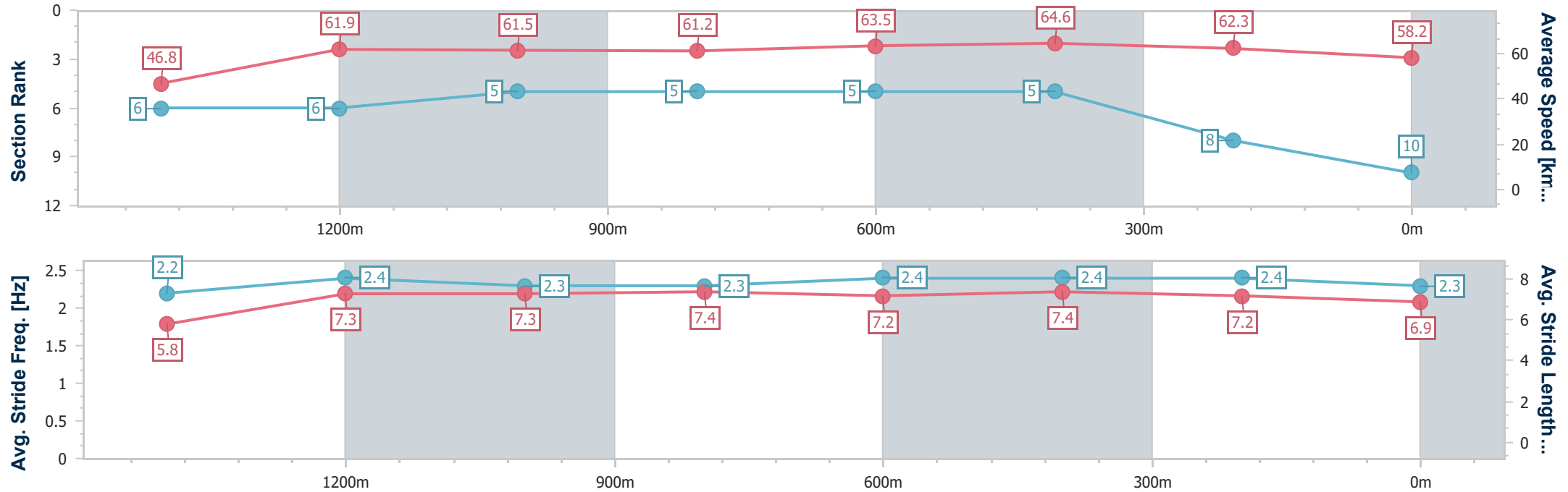
TownsvilleProfessional
Race 6: LADBROKES FORM GENIUS BENCHMARK 65
Handicap - 1609m

29 June 2025 - 15:46

Track Rating: Good 4, Weather: Fine, Rail Position: +6.0m 1000m-
W/Post; +3m Remainder



Section	Overall	1400m	1200m	1000m	800m	600m	400m	200m					
Section Times	1:38.19 [10] (0:16.15)	1:22.04 [6] (0:11.64)	1:10.40 [6] (0:11.69)	0:58.71 [5] (0:11.80)	0:46.91 [5] (0:11.51)	0:35.40 [5] (0:11.35)	0:24.05 [5] (0:11.67)	0:12.38 [8] (0:12.38)					
Average Speed [km/h]	46.8	61.9	61.5	61.2	63.5	64.6	62.3	58.2					
Top Speed [km/h]	62.8	63.1	62.8	62.5	64.4	65.0	63.8	61.0					
Avg. Dist. to Rail [m]	5.0	0.6	0.8	1.6	3.4	3.9	5.9	6.3					
Avg. Stride Freq. [Hz]	2.2	2.4	2.3	2.3	2.4	2.4	2.4	2.3					
Avg. Stride Length [m]	5.8	7.3	7.3	7.4	7.2	7.4	7.2	6.9					





Horse/Jockey Name	Savvy Sovereign
Final Rank	11
Fastest Section Time (Section)	0:11.14 (600m)
Top Speed [km/h] (Section)	66.7 (600m)
Race State	Finished



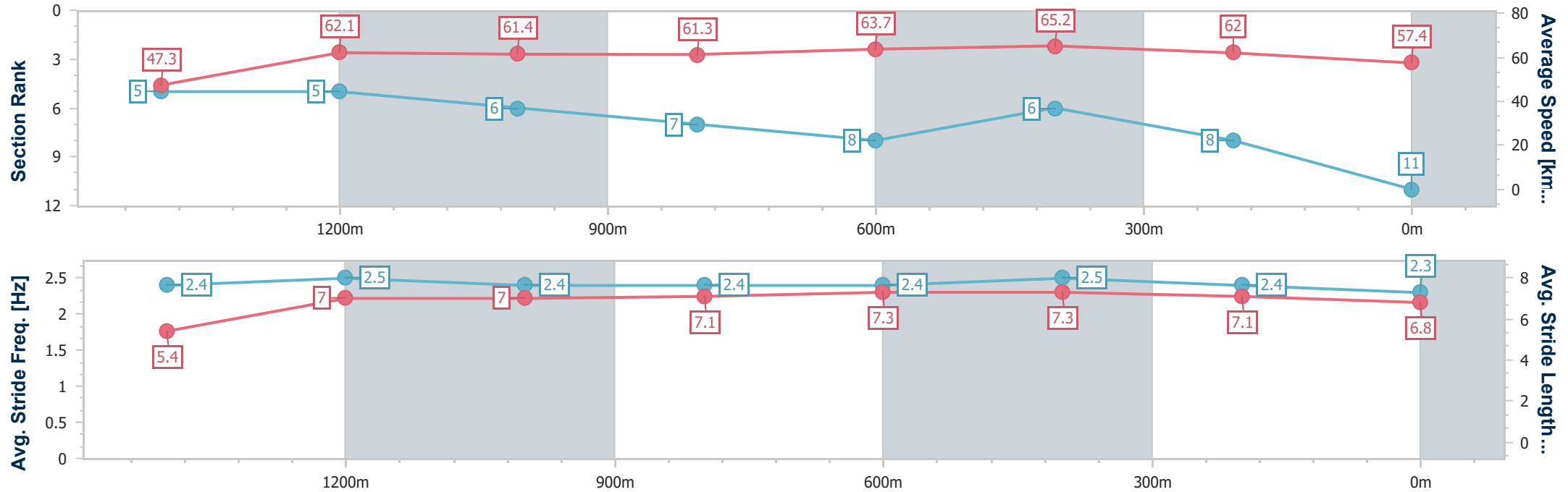
TownsvilleProfessional
Race 6: LADBROKES FORM GENIUS BENCHMARK 65
Handicap - 1609m

29 June 2025 - 15:46

Track Rating: Good 4, Weather: Fine, Rail Position: +6.0m 1000m-
W/Post; +3m Remainder



Section	Overall	1400m	1200m	1000m	800m	600m	400m	200m					
Section Times	1:38.36 [11] (0:16.14)	1:22.22 [5] (0:11.64)	1:10.58 [5] (0:11.72)	0:58.86 [6] (0:11.98)	0:46.88 [7] (0:11.53)	0:35.35 [8] (0:11.14)	0:24.21 [6] (0:11.66)	0:12.55 [8] (0:12.55)					
Average Speed [km/h]	47.3	62.1	61.4	61.3	63.7	65.2	62.0	57.4					
Top Speed [km/h]	62.3	63.5	63.6	63.2	66.4	66.7	63.3	60.7					
Avg. Dist. to Rail [m]	8.5	1.5	1.4	3.4	4.4	1.9	4.5	5.8					
Avg. Stride Freq. [Hz]	2.4	2.5	2.4	2.4	2.4	2.5	2.4	2.3					
Avg. Stride Length [m]	5.4	7.0	7.0	7.1	7.3	7.3	7.1	6.8					





TownsvilleProfessional

Race 7: BELLE PROPERTY TOWNSVILLE OPEN Handicap - 1400m

29 June 2025 - 16:22



Track Rating: Good 4, Weather: Fine, Rail Position: +6.0m 1000m-W/Post; +3m Remainder

Section						Overall	1200m	1000m	800m	600m	400m	Last 600m		
Field Times						1:22.61 (0:14.55)	1:08.06 (0:11.48)	0:56.58 (0:11.49)	0:45.09 (0:11.42)	0:33.67 (0:10.96)	0:22.71 (0:11.06)	0:33.67		
Rank	TAB	Horse/Jockey	Barrier	Top Speed [km/h]	Fastest Section									Distance Travelled [m]
1	7	BEAU RAIN	9	67.3	0:10.85	1:22.61 [1]	1:07.54 [6]	0:56.21 [6]	0:44.73 [6]	0:33.28 [6]	0:22.11 [7]	0:33.28		
		Justin Stanley		400m	400m	(0:15.07)	(0:11.33)	(0:11.48)	(0:11.45)	(0:11.17)	(0:10.85)			
2	2	STATS	7	67.4	0:10.84	1:22.63 [2]	1:07.53 [8]	0:56.16 [8]	0:44.62 [8]	0:33.17 [8]	0:22.10 [8]	0:33.17 -3		
		Ryan Wiggins		400m	400m	(0:15.10)	(0:11.37)	(0:11.54)	(0:11.45)	(0:11.07)	(0:10.84)			
3	6	TAMBO'S JUSTICE	2	67.4	0:10.89	1:22.63 [3]	1:07.96 [2]	0:56.60 [1]	0:45.03 [2]	0:33.62 [2]	0:22.73 [1]	0:33.62 -6		
		Cody Collis		600m	600m	(0:14.67)	(0:11.36)	(0:11.57)	(0:11.41)	(0:10.89)	(0:11.06)			
4	8	MOKTAFFY	6	67.3	0:10.96	1:22.89 [4]	1:07.49 [9]	0:56.12 [9]	0:44.71 [9]	0:33.33 [9]	0:22.30 [9]	0:33.33 -8		
		Nathan Thomas		600m	400m	(0:15.40)	(0:11.37)	(0:11.41)	(0:11.38)	(0:11.03)	(0:10.96)			
4	5	VALENKI	3	66.9	0:11.06	1:22.89 [4]	1:07.94 [4]	0:56.57 [5]	0:45.15 [4]	0:33.74 [4]	0:22.63 [5]	0:33.74 -3		
		Jackson Murphy		600m	400m	(0:14.95)	(0:11.37)	(0:11.42)	(0:11.41)	(0:11.11)	(0:11.06)			
6	4	EARLY THOUGHTS	8	65.8	0:10.97	1:22.94 [6]	1:07.95 [5]	0:56.78 [3]	0:45.11 [5]	0:33.74 [5]	0:22.77 [3]	0:33.74 -7		
		Jason Taylor		600m	600m	(0:14.99)	(0:11.17)	(0:11.67)	(0:11.37)	(0:10.97)	(0:11.14)			
7	1	GO GETABOY	1	66.6	0:11.09	1:22.97 [7]	1:08.13 [3]	0:56.71 [4]	0:45.30 [3]	0:33.83 [3]	0:22.74 [4]	0:33.83 -8		
		Chris Meehan		400m	600m	(0:14.84)	(0:11.42)	(0:11.41)	(0:11.47)	(0:11.09)	(0:11.09)			
8	10	BRAVE AGENDA	4	66.6	0:10.99	1:23.16 [8]	1:08.61 [1]	0:57.11 [2]	0:45.64 [1]	0:34.22 [1]	0:23.23 [2]	0:34.22 -7		
		Gabrielle Semmens		Overall	600m	(0:14.55)	(0:11.50)	(0:11.47)	(0:11.42)	(0:10.99)	(0:11.16)			
9	3	FIFTH POSITION	5	66.1	0:11.07	1:23.28 [9]	1:08.20 [7]	0:56.83 [7]	0:45.38 [7]	0:33.92 [7]	0:22.85 [6]	0:33.92 -6		
		Sean Cormack		600m	600m	(0:15.08)	(0:11.37)	(0:11.45)	(0:11.46)	(0:11.07)	(0:11.11)			

Scratched: Brad (#9)



TownsvilleProfessional

Race 7: BELLE PROPERTY TOWNSVILLE OPEN Handicap - 1400m

29 June 2025 - 16:22



Track Rating: Good 4, Weather: Fine, Rail Position: +6.0m 1000m-W/Post; +3m Remainder

Section Field Times				200m 0:11.65 (0:11.65)		Last 600m 0:33.67			
Rank	TAB	Horse/Jockey	Barrier	Top Speed [km/h]	Fastest Section	Margin			Distance Travelled [m]
1	7	BEAU RAIN	9	67.3	0:10.85	0:11.26 [6]	1:22.61		0:33.28
		Justin Stanley		400m	400m	(0:11.26)			
2	2	STATS	7	67.4	0:10.84	0:11.26 [7]	0.1L		0:33.17
		Ryan Wiggins		400m	400m	(0:11.26)			-3
3	6	TAMBO'S JUSTICE	2	67.4	0:10.89	0:11.67 [1]	0.12L		0:33.62
		Cody Collis		600m	600m	(0:11.67)			-6
4	8	MOKTAFFY	6	67.3	0:10.96	0:11.34 [9]	1.61L		0:33.33
		Nathan Thomas		600m	400m	(0:11.34)			-8
4	5	VALENKI	3	66.9	0:11.06	0:11.57 [4]	1.61L		0:33.74
		Jackson Murphy		600m	400m	(0:11.57)			-3
6	4	EARLY THOUGHTS	8	65.8	0:10.97	0:11.63 [3]	1.9L		0:33.74
		Jason Taylor		600m	600m	(0:11.63)			-7
7	1	GO GETABOY	1	66.6	0:11.09	0:11.65 [5]	2.09L		0:33.83
		Chris Meehan		400m	600m	(0:11.65)			-8
8	10	BRAVE AGENDA	4	66.6	0:10.99	0:12.07 [2]	3.19L		0:34.22
		Gabrielle Semmens		Overall	600m	(0:12.07)			-7
9	3	FIFTH POSITION	5	66.1	0:11.07	0:11.74 [8]	3.89L		0:33.92
		Sean Cormack		600m	600m	(0:11.74)			-6

Scratched: Brad (#9)



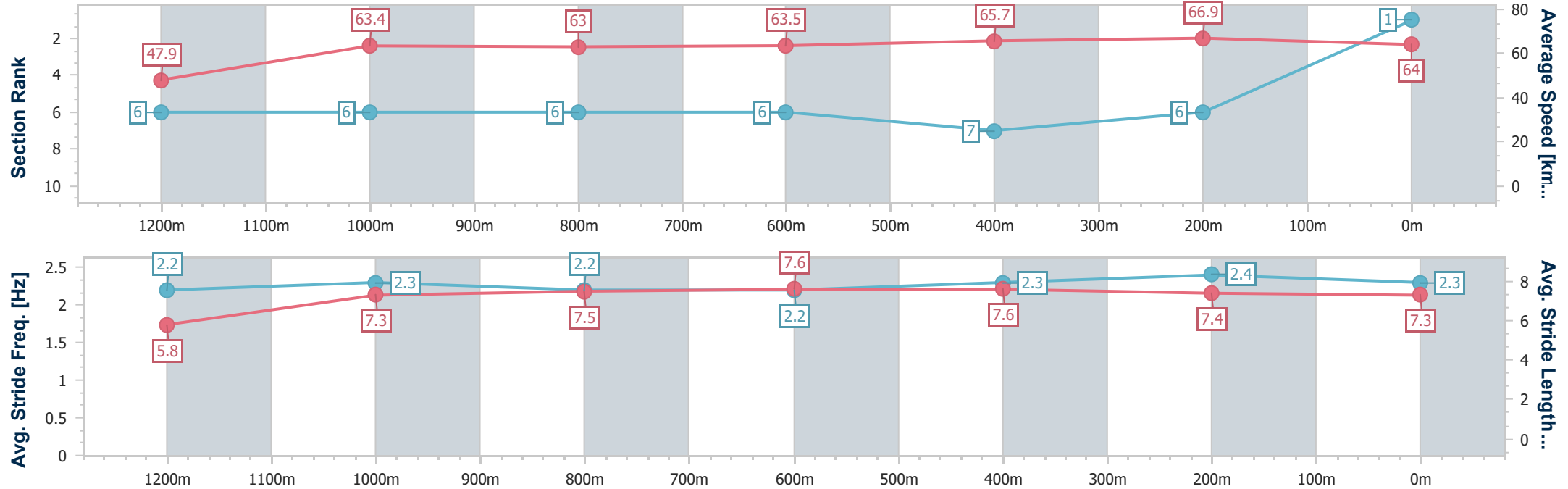
Horse/Jockey Name	Beau Rain
Final Rank	1
Fastest Section Time (Section)	0:10.85 (400m)
Top Speed [km/h] (Section)	67.3 (400m)
Race State	Finished



TownsvilleProfessional
Race 7: BELLE PROPERTY TOWNSVILLE OPEN Handicap - 1400m
29 June 2025 - 16:22
Track Rating: Good 4, Weather: Fine, Rail Position: +6.0m 1000m- W/Post; +3m Remainder



Section	Overall	1200m	1000m	800m	600m	400m	200m						
Section Times	1:22.61 [1] (0:15.07)	1:07.54 [6] (0:11.33)	0:56.21 [6] (0:11.48)	0:44.73 [6] (0:11.45)	0:33.28 [6] (0:11.17)	0:22.11 [7] (0:10.85)	0:11.26 [6] (0:11.26)						
Average Speed [km/h]	47.9	63.4	63.0	63.5	65.7	66.9	64.0						
Top Speed [km/h]	65.0	65.2	63.8	64.6	66.5	67.3	67.0						
Avg. Dist. to Rail [m]	8.5	2.1	1.2	2.0	3.4	6.6	7.7						
Avg. Stride Freq. [Hz]	2.2	2.3	2.2	2.2	2.3	2.4	2.3						
Avg. Stride Length [m]	5.8	7.3	7.5	7.6	7.6	7.4	7.3						





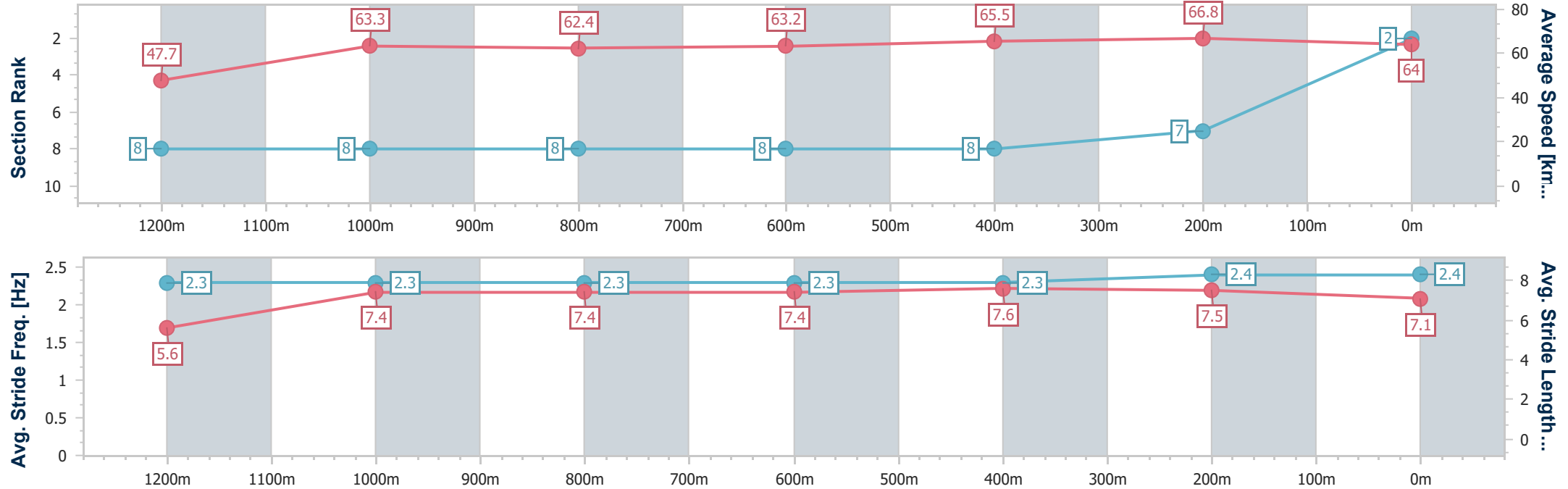
Horse/Jockey Name	Stats
Final Rank	2
Fastest Section Time (Section)	0:10.84 (400m)
Top Speed [km/h] (Section)	67.4 (400m)
Race State	Finished



TownsvilleProfessional
Race 7: BELLE PROPERTY TOWNSVILLE OPEN Handicap - 1400m
29 June 2025 - 16:22
Track Rating: Good 4, Weather: Fine, Rail Position: +6.0m 1000m- W/Post; +3m Remainder



Section	Overall	1200m	1000m	800m	600m	400m	200m						
Section Times	1:22.63 [2] (0:15.10)	1:07.53 [8] (0:11.37)	0:56.16 [8] (0:11.54)	0:44.62 [8] (0:11.45)	0:33.17 [8] (0:11.07)	0:22.10 [8] (0:10.84)	0:11.26 [7] (0:11.26)						
Average Speed [km/h]	47.7	63.3	62.4	63.2	65.5	66.8	64.0						
Top Speed [km/h]	65.5	65.5	63.3	64.9	66.8	67.4	66.2						
Avg. Dist. to Rail [m]	5.6	1.2	1.2	0.9	1.5	5.2	6.1						
Avg. Stride Freq. [Hz]	2.3	2.3	2.3	2.3	2.3	2.4	2.4						
Avg. Stride Length [m]	5.6	7.4	7.4	7.4	7.6	7.5	7.1						





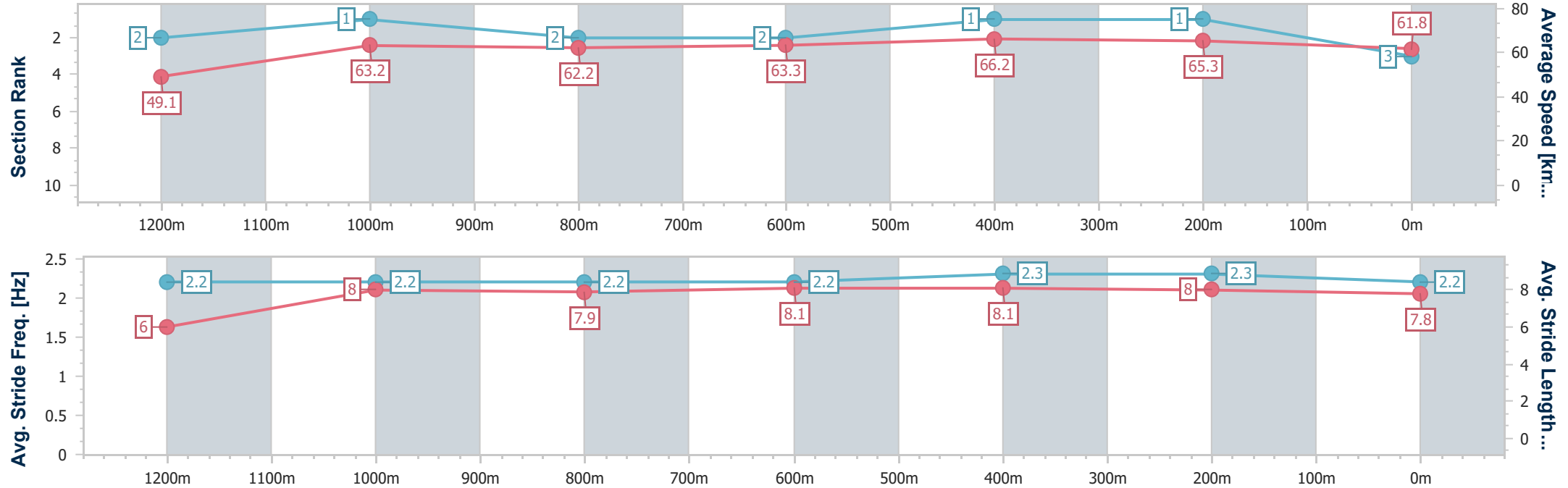
Horse/Jockey Name	Tambo's Justice
Final Rank	3
Fastest Section Time (Section)	0:10.89 (600m)
Top Speed [km/h] (Section)	67.4 (600m)
Race State	Finished



TownsvilleProfessional
Race 7: BELLE PROPERTY TOWNSVILLE OPEN Handicap - 1400m
29 June 2025 - 16:22
Track Rating: Good 4, Weather: Fine, Rail Position: +6.0m 1000m- W/Post; +3m Remainder



Section	Overall	1200m	1000m	800m	600m	400m	200m						
Section Times	1:22.63 [3] (0:14.67)	1:07.96 [2] (0:11.36)	0:56.60 [1] (0:11.57)	0:45.03 [2] (0:11.41)	0:33.62 [2] (0:10.89)	0:22.73 [1] (0:11.06)	0:11.67 [1] (0:11.67)						
Average Speed [km/h]	49.1	63.2	62.2	63.3	66.2	65.3	61.8						
Top Speed [km/h]	65.5	64.2	63.1	64.9	67.4	65.9	64.4						
Avg. Dist. to Rail [m]	2.9	0.9	1.0	0.6	0.8	1.9	3.4						
Avg. Stride Freq. [Hz]	2.2	2.2	2.2	2.2	2.3	2.3	2.2						
Avg. Stride Length [m]	6.0	8.0	7.9	8.1	8.1	8.0	7.8						





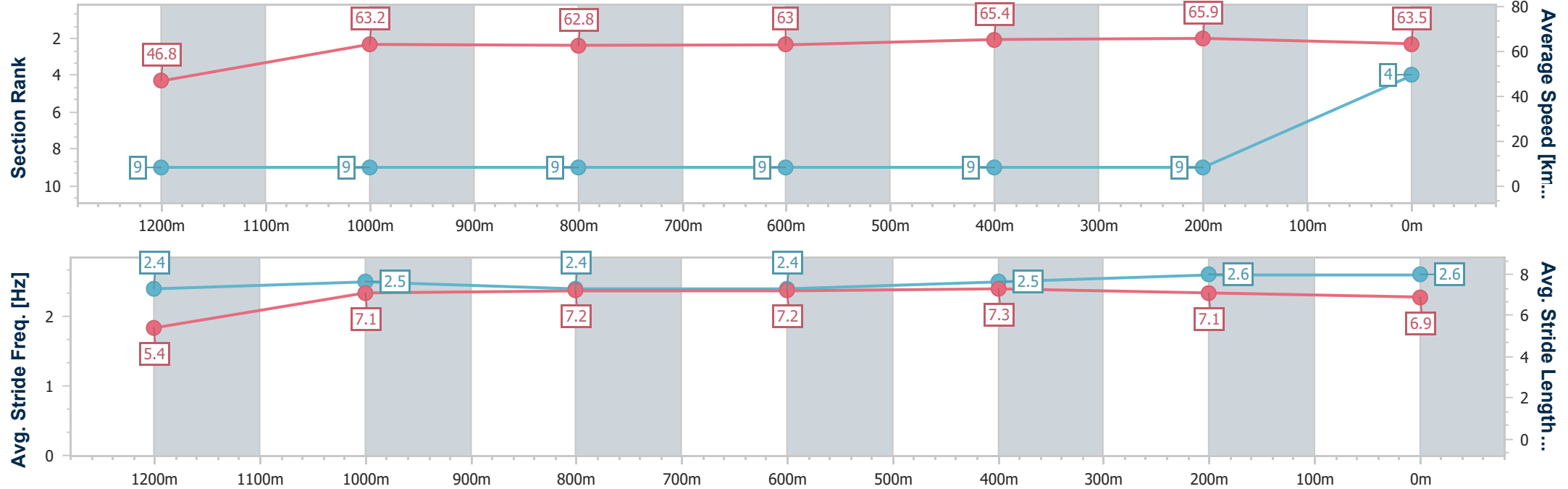
Horse/Jockey Name	Moktaffy
Final Rank	4
Fastest Section Time (Section)	0:10.96 (400m)
Top Speed [km/h] (Section)	67.3 (600m)
Race State	Finished



TownsvilleProfessional
Race 7: BELLE PROPERTY TOWNSVILLE OPEN Handicap - 1400m
29 June 2025 - 16:22
Track Rating: Good 4, Weather: Fine, Rail Position: +6.0m 1000m- W/Post; +3m Remainder



Section	Overall	1200m	1000m	800m	600m	400m	200m						
Section Times	1:22.89 [4] (0:15.40)	1:07.49 [9] (0:11.37)	0:56.12 [9] (0:11.41)	0:44.71 [9] (0:11.38)	0:33.33 [9] (0:11.03)	0:22.30 [9] (0:10.96)	0:11.34 [9] (0:11.34)						
Average Speed [km/h]	46.8	63.2	62.8	63.0	65.4	65.9	63.5						
Top Speed [km/h]	65.3	65.6	63.7	64.8	67.3	66.8	66.0						
Avg. Dist. to Rail [m]	4.7	1.5	1.0	0.6	0.5	2.1	2.7						
Avg. Stride Freq. [Hz]	2.4	2.5	2.4	2.4	2.5	2.6	2.6						
Avg. Stride Length [m]	5.4	7.1	7.2	7.2	7.3	7.1	6.9						





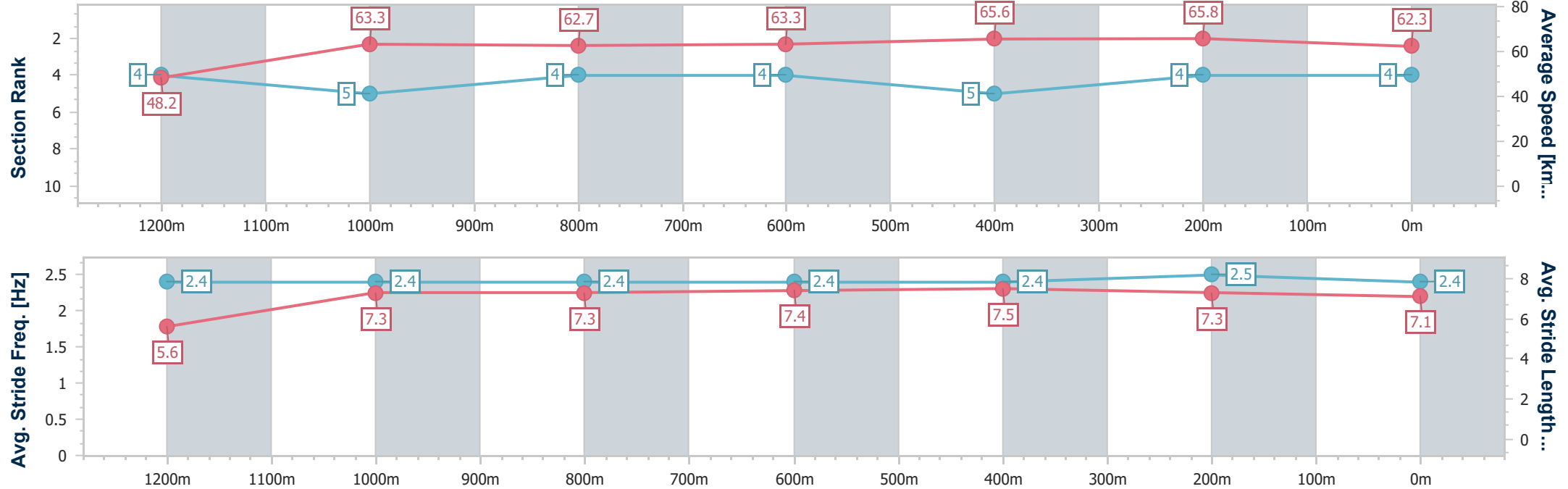
Horse/Jockey Name	Valenki
Final Rank	4
Fastest Section Time (Section)	0:11.06 (400m)
Top Speed [km/h] (Section)	66.9 (600m)
Race State	Finished



TownsvilleProfessional
Race 7: BELLE PROPERTY TOWNSVILLE OPEN Handicap - 1400m
29 June 2025 - 16:22
Track Rating: Good 4, Weather: Fine, Rail Position: +6.0m 1000m- W/Post; +3m Remainder



Section	Overall	1200m	1000m	800m	600m	400m	200m						
Section Times	1:22.89 [4] (0:14.95)	1:07.94 [4] (0:11.37)	0:56.57 [5] (0:11.42)	0:45.15 [4] (0:11.41)	0:33.74 [4] (0:11.11)	0:22.63 [5] (0:11.06)	0:11.57 [4] (0:11.57)						
Average Speed [km/h]	48.2	63.3	62.7	63.3	65.6	65.8	62.3						
Top Speed [km/h]	66.2	66.2	64.3	64.9	66.9	66.7	65.7						
Avg. Dist. to Rail [m]	3.4	0.9	0.9	0.4	2.7	6.2	6.2						
Avg. Stride Freq. [Hz]	2.4	2.4	2.4	2.4	2.4	2.5	2.4						
Avg. Stride Length [m]	5.6	7.3	7.3	7.4	7.5	7.3	7.1						





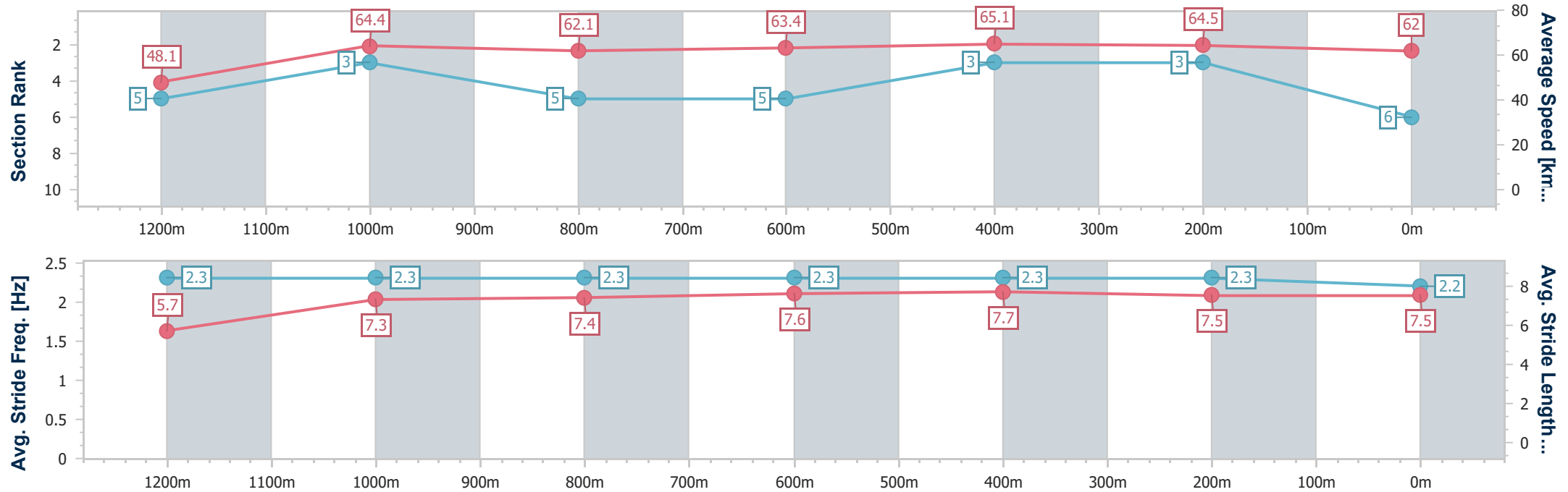
Horse/Jockey Name	Early Thoughts
Final Rank	6
Fastest Section Time (Section)	0:10.97 (600m)
Top Speed [km/h] (Section)	65.8 (600m)
Race State	Finished



TownsvilleProfessional
Race 7: BELLE PROPERTY TOWNSVILLE OPEN Handicap - 1400m
29 June 2025 - 16:22
Track Rating: Good 4, Weather: Fine, Rail Position: +6.0m 1000m- W/Post; +3m Remainder



Section	Overall	1200m	1000m	800m	600m	400m	200m						
Section Times	1:22.94 [6] (0:14.99)	1:07.95 [5] (0:11.17)	0:56.78 [3] (0:11.67)	0:45.11 [5] (0:11.37)	0:33.74 [5] (0:10.97)	0:22.77 [3] (0:11.14)	0:11.63 [3] (0:11.63)						
Average Speed [km/h]	48.1	64.4	62.1	63.4	65.1	64.5	62.0						
Top Speed [km/h]	64.8	65.1	63.0	65.0	65.8	65.7	64.6						
Avg. Dist. to Rail [m]	6.4	1.7	1.4	0.9	1.4	1.4	2.4						
Avg. Stride Freq. [Hz]	2.3	2.3	2.3	2.3	2.3	2.3	2.2						
Avg. Stride Length [m]	5.7	7.3	7.4	7.6	7.7	7.5	7.5						





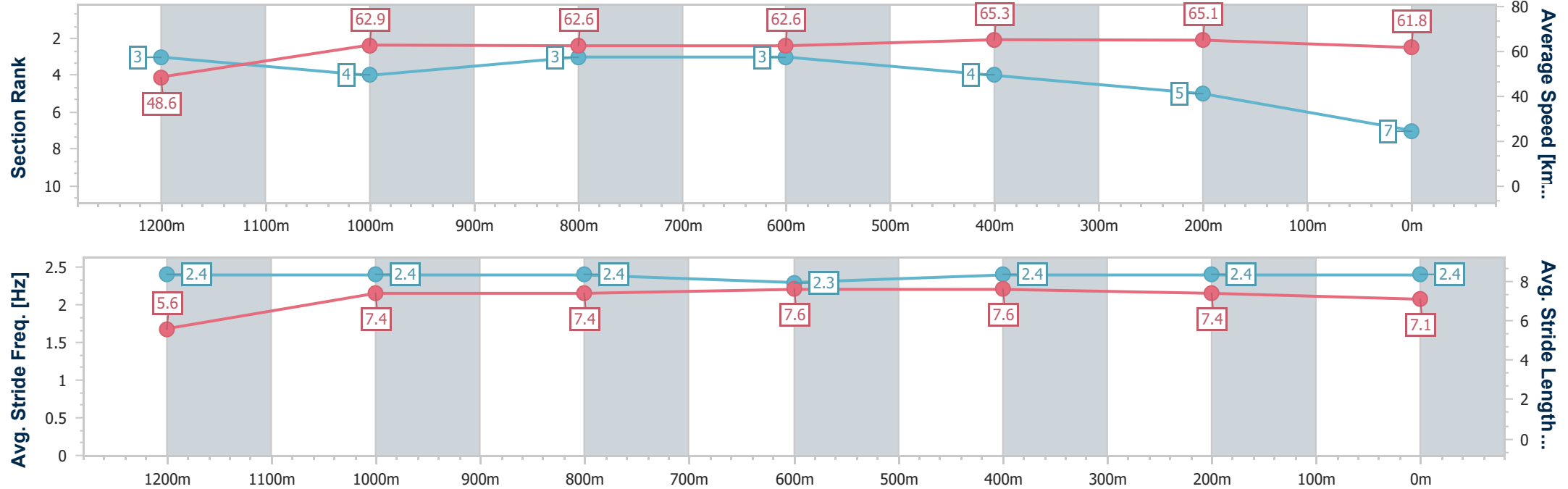
Horse/Jockey Name	Go Getaboy
Final Rank	7
Fastest Section Time (Section)	0:11.09 (600m)
Top Speed [km/h] (Section)	66.6 (400m)
Race State	Finished



TownsvilleProfessional
Race 7: BELLE PROPERTY TOWNSVILLE OPEN Handicap - 1400m
29 June 2025 - 16:22
Track Rating: Good 4, Weather: Fine, Rail Position: +6.0m 1000m- W/Post; +3m Remainder



Section	Overall	1200m	1000m	800m	600m	400m	200m						
Section Times	1:22.97 [7] (0:14.84)	1:08.13 [3] (0:11.42)	0:56.71 [4] (0:11.41)	0:45.30 [3] (0:11.47)	0:33.83 [3] (0:11.09)	0:22.74 [4] (0:11.09)	0:11.65 [5] (0:11.65)						
Average Speed [km/h]	48.6	62.9	62.6	62.6	65.3	65.1	61.8						
Top Speed [km/h]	65.2	65.4	64.3	64.3	66.6	66.6	64.7						
Avg. Dist. to Rail [m]	2.7	1.0	1.3	0.5	1.1	3.1	4.8						
Avg. Stride Freq. [Hz]	2.4	2.4	2.4	2.3	2.4	2.4	2.4						
Avg. Stride Length [m]	5.6	7.4	7.4	7.6	7.6	7.4	7.1						





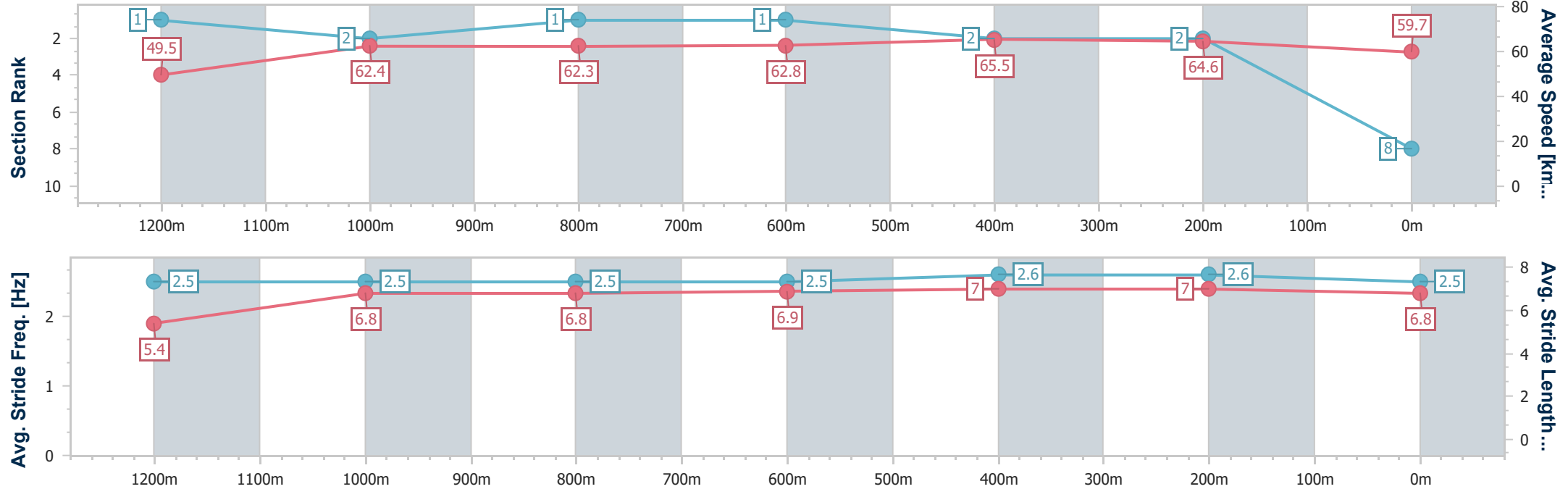
Horse/Jockey Name	Brave Agenda
Final Rank	8
Fastest Section Time (Section)	0:10.99 (600m)
Top Speed [km/h] (Section)	66.6 (Overall)
Race State	Finished



TownsvilleProfessional
Race 7: BELLE PROPERTY TOWNSVILLE OPEN Handicap - 1400m
29 June 2025 - 16:22
Track Rating: Good 4, Weather: Fine, Rail Position: +6.0m 1000m- W/Post; +3m Remainder



Section	Overall	1200m	1000m	800m	600m	400m	200m						
Section Times	1:23.16 [8] (0:14.55)	1:08.61 [1] (0:11.50)	0:57.11 [2] (0:11.47)	0:45.64 [1] (0:11.42)	0:34.22 [1] (0:10.99)	0:23.23 [2] (0:11.16)	0:12.07 [2] (0:12.07)						
Average Speed [km/h]	49.5	62.4	62.3	62.8	65.5	64.6	59.7						
Top Speed [km/h]	66.6	65.9	63.6	64.0	66.2	66.2	62.7						
Avg. Dist. to Rail [m]	5.4	1.5	1.5	0.9	0.4	1.3	1.5						
Avg. Stride Freq. [Hz]	2.5	2.5	2.5	2.5	2.6	2.6	2.5						
Avg. Stride Length [m]	5.4	6.8	6.8	6.9	7.0	7.0	6.8						





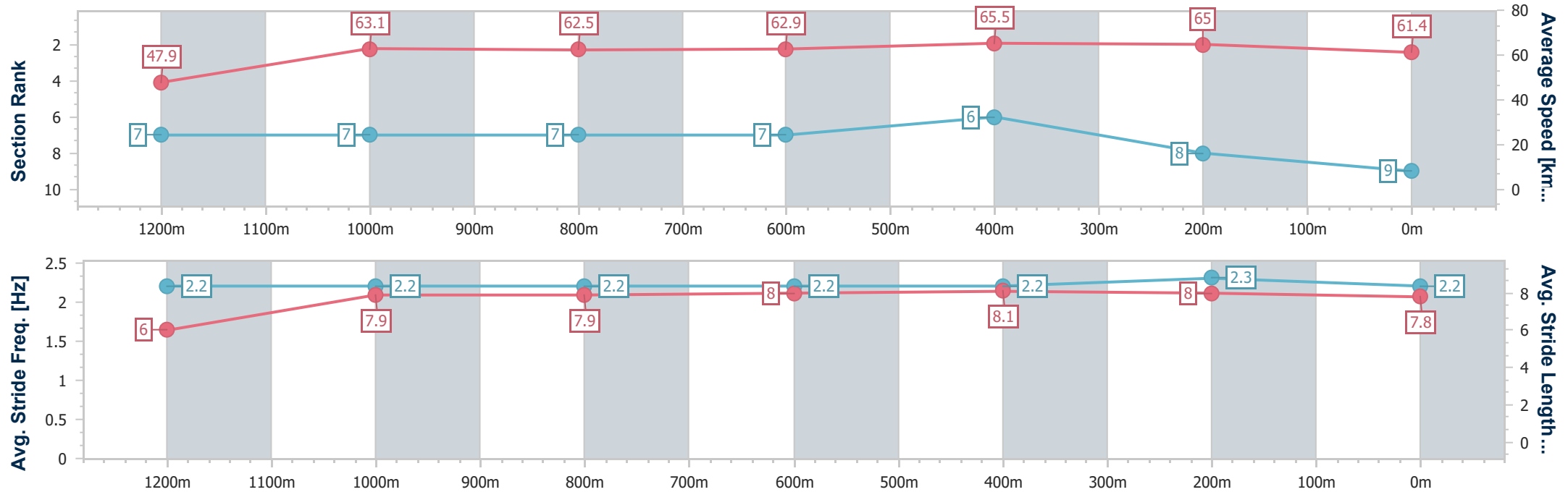
Horse/Jockey Name	Fifth Position
Final Rank	9
Fastest Section Time (Section)	0:11.07 (600m)
Top Speed [km/h] (Section)	66.1 (600m)
Race State	Finished



TownsvilleProfessional
Race 7: BELLE PROPERTY TOWNSVILLE OPEN Handicap - 1400m
29 June 2025 - 16:22
Track Rating: Good 4, Weather: Fine, Rail Position: +6.0m 1000m- W/Post; +3m Remainder



Section	Overall	1200m	1000m	800m	600m	400m	200m						
Section Times	1:23.28 [9] (0:15.08)	1:08.20 [7] (0:11.37)	0:56.83 [7] (0:11.45)	0:45.38 [7] (0:11.46)	0:33.92 [7] (0:11.07)	0:22.85 [6] (0:11.11)	0:11.74 [8] (0:11.74)						
Average Speed [km/h]	47.9	63.1	62.5	62.9	65.5	65.0	61.4						
Top Speed [km/h]	65.8	65.8	64.0	64.3	66.1	65.9	64.1						
Avg. Dist. to Rail [m]	4.7	1.1	1.0	0.3	1.3	4.2	5.5						
Avg. Stride Freq. [Hz]	2.2	2.2	2.2	2.2	2.2	2.3	2.2						
Avg. Stride Length [m]	6.0	7.9	7.9	8.0	8.1	8.0	7.8						





TownsvilleProfessional
Race 8: QUEENSLAND PLASTIC SURGERY QTIS Three-Year-Old
Handicap - 1200m
29 June 2025 - 17:00



Track Rating: Good 4, Weather: Fine, Rail Position: +6.0m 1000m-W/Post; +3m Remainder

Section		Overall				1000m	800m	600m	400m	200m	Last 600m		
Field Times		1:09.39				0:55.68	0:44.82	0:33.82	0:22.59	0:11.45	0:33.82		
		(0:13.71)				(0:10.86)	(0:11.00)	(0:11.23)	(0:11.14)	(0:11.45)			
Rank	TAB	Horse/Jockey	Barrier	Top Speed [km/h]	Fastest Section						Margin	Distance Travelled [m]	
1	1	REVOLT	3	67.0	0:10.88	1:09.39 [1]	0:55.68 [1]	0:44.80 [2]	0:33.82 [1]	0:22.59 [1]	0:11.45 [1]	1:09.39	0:33.82
		Sean Cormack		1000m	1000m	(0:13.71)	(0:10.88)	(0:10.98)	(0:11.23)	(0:11.14)	(0:11.45)		
2	2	SKOGAFOSS	7	67.4	0:10.73	1:09.41 [2]	0:55.39 [5]	0:44.66 [4]	0:33.72 [2]	0:22.52 [2]	0:11.39 [2]	0.14L	0:33.72 +0
		Ashley Butler		800m	1000m	(0:14.02)	(0:10.73)	(0:10.94)	(0:11.20)	(0:11.13)	(0:11.39)		
3	4	KOBAYASTAR	2	67.7	0:10.88	1:09.65 [3]	0:55.46 [7]	0:44.51 [7]	0:33.63 [6]	0:22.54 [6]	0:11.42 [4]	1.53L	0:33.63 +3
		Olivia Kendal		800m	800m	(0:14.19)	(0:10.95)	(0:10.88)	(0:11.09)	(0:11.12)	(0:11.42)		
4	6	HAND GRENADE	4	68.3	0:10.69	1:09.75 [4]	0:55.87 [2]	0:45.18 [1]	0:34.01 [3]	0:22.80 [3]	0:11.60 [3]	2.11L	0:34.01 +0
		Jackson Murphy		1000m	1000m	(0:13.88)	(0:10.69)	(0:11.17)	(0:11.21)	(0:11.20)	(0:11.60)		
5	10	SMART MISSION	8	67.2	0:10.91	1:09.99 [5]	0:55.59 [9]	0:44.54 [9]	0:33.53 [8]	0:22.62 [8]	0:11.47 [9]	3.55L	0:33.53 +1
		Graham Kliese		600m	600m	(0:14.40)	(0:11.05)	(0:11.01)	(0:10.91)	(0:11.15)	(0:11.47)		
6	9	HELL OF A BENTLEY	13	68.6	0:10.76	1:09.99 [6]	0:56.02 [4]	0:45.26 [3]	0:34.17 [4]	0:22.90 [5]	0:11.75 [5]	3.57L	0:34.17 +3
		Justin Stanley		1000m	1000m	(0:13.97)	(0:10.76)	(0:11.09)	(0:11.27)	(0:11.15)	(0:11.75)		
7	5	THAT'S IT	12	68.2	0:10.94	1:10.12 [7]	0:55.73 [8]	0:44.71 [8]	0:33.64 [9]	0:22.70 [9]	0:11.62 [7]	4.28L	0:33.64 +8
		Jason Taylor		600m	600m	(0:14.39)	(0:11.02)	(0:11.07)	(0:10.94)	(0:11.08)	(0:11.62)		
8	7	TIME TO PROPHET	11	69.5	0:10.95	1:10.27 [8]	0:56.34 [3]	0:45.39 [5]	0:34.27 [5]	0:23.21 [4]	0:11.99 [6]	5.21L	0:34.27 +6
		Gabrielle Semmens		Overall	1000m	(0:13.93)	(0:10.95)	(0:11.12)	(0:11.06)	(0:11.22)	(0:11.99)		
9	3	ARGUABLE	5	67.5	0:10.97	1:10.31 [9]	0:55.82 [10]	0:44.85 [10]	0:33.72 [10]	0:22.74 [10]	0:11.67 [10]	5.42L	0:33.72 +6
		Nathan Thomas		600m	1000m	(0:14.49)	(0:10.97)	(0:11.13)	(0:10.98)	(0:11.07)	(0:11.67)		
10	8	CRIMSON DECIPHER	9	67.3	0:10.96	1:10.47 [10]	0:56.38 [6]	0:45.42 [6]	0:34.26 [7]	0:23.12 [7]	0:11.96 [8]	6.36L	0:34.26 +9
		Raul Silvera Olivera		400m	1000m	(0:14.09)	(0:10.96)	(0:11.16)	(0:11.14)	(0:11.16)	(0:11.96)		

Scratched: Pardon The Purr (#15), Cullivel (#11), Majestic Blaze (#14)



Townsville Professional
Race 8: QUEENSLAND PLASTIC SURGERY QTIS Three-Year-Old
Handicap - 1200m
29 June 2025 - 17:00



Track Rating: Good 4, Weather: Fine, Rail Position: +6.0m 1000m-W/Post; +3m Remainder

Section						Overall	1000m	800m	600m	400m	200m	Last 600m		
Field Times						1:09.39 (0:13.71)	0:55.68 (0:10.86)	0:44.82 (0:11.00)	0:33.82 (0:11.23)	0:22.59 (0:11.14)	0:11.45 (0:11.45)	0:33.82		
Rank	TAB	Horse/Jockey	Barrier	Top Speed [km/h]	Fastest Section							Margin	Distance Travelled [m]	
11	13	RAFFY'S GIRL	10	67.8	0:11.10	1:10.96 [11]	0:56.36 [12]	0:45.26 [12]	0:34.13 [12]	0:22.96 [13]	0:11.80 [11]	9.22L	0:34.13	+6
		Wanderson D'Avila		400m	1000m	(0:14.60)	(0:11.10)	(0:11.13)	(0:11.17)	(0:11.16)	(0:11.80)			
12	16	TRUSTING STAR	6	67.1	0:10.96	1:10.97 [12]	0:56.22 [13]	0:45.06 [13]	0:33.99 [13]	0:23.03 [12]	0:11.75 [13]	9.32L	0:33.99	+2
		Denicious Smith		600m	600m	(0:14.75)	(0:11.16)	(0:11.07)	(0:10.96)	(0:11.28)	(0:11.75)			
13	12	THE COPS	1	66.4	0:11.05	1:11.03 [13]	0:56.51 [11]	0:45.44 [11]	0:34.26 [11]	0:23.21 [11]	0:11.84 [12]	9.64L	0:34.26	-4
		Leah Martyn		600m	600m	(0:14.52)	(0:11.07)	(0:11.18)	(0:11.05)	(0:11.37)	(0:11.84)			

Scratched: Pardon The Purr (#15), Cullivel (#11), Majestic Blaze (#14)



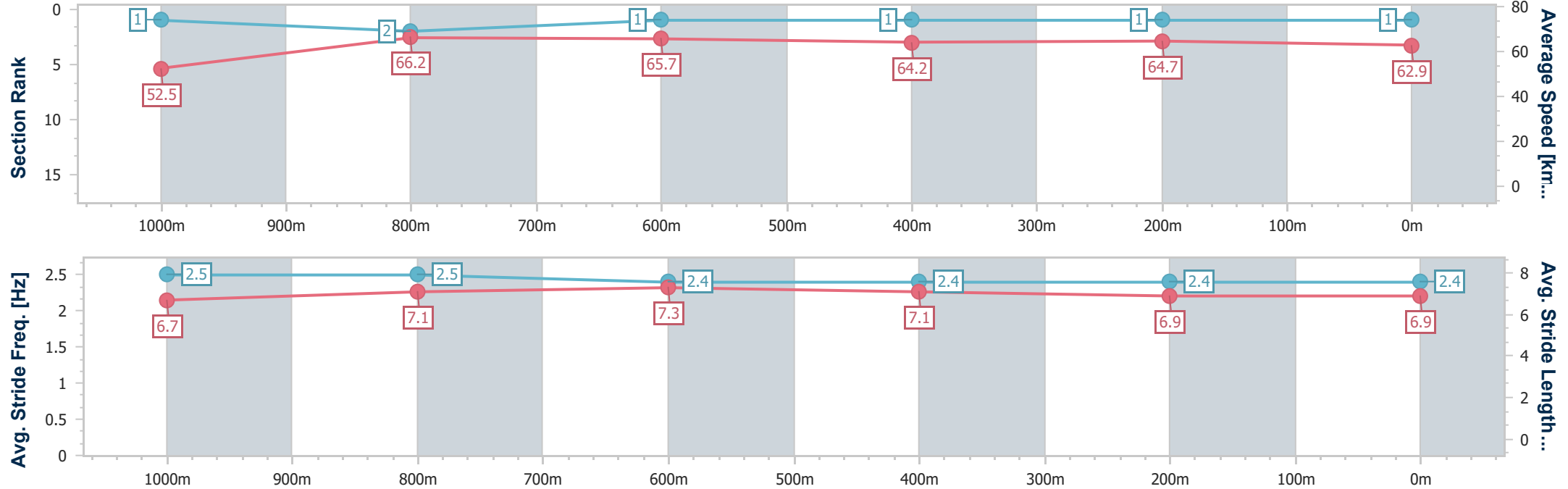
Horse/Jockey Name	Revolt
Final Rank	1
Fastest Section Time (Section)	0:10.88 (1000m)
Top Speed [km/h] (Section)	67.0 (1000m)
Race State	Finished



TownsvilleProfessional
Race 8: QUEENSLAND PLASTIC SURGERY QTIS Three-Year-
Old Handicap - 1200m
29 June 2025 - 17:00
Track Rating: Good 4, Weather: Fine, Rail Position: +6.0m 1000m-
W/Post; +3m Remainder



Section	Overall	1000m	800m	600m	400m	200m							
Section Times	1:09.39 [1] (0:13.71)	0:55.68 [1] (0:10.88)	0:44.80 [2] (0:10.98)	0:33.82 [1] (0:11.23)	0:22.59 [1] (0:11.14)	0:11.45 [1] (0:11.45)							
Average Speed [km/h]	52.5	66.2	65.7	64.2	64.7	62.9							
Top Speed [km/h]	66.2	67.0	66.8	64.8	65.1	64.6							
Avg. Dist. to Rail [m]	2.5	1.1	0.5	0.4	0.9	1.6							
Avg. Stride Freq. [Hz]	2.5	2.5	2.4	2.4	2.4	2.4							
Avg. Stride Length [m]	6.7	7.1	7.3	7.1	6.9	6.9							





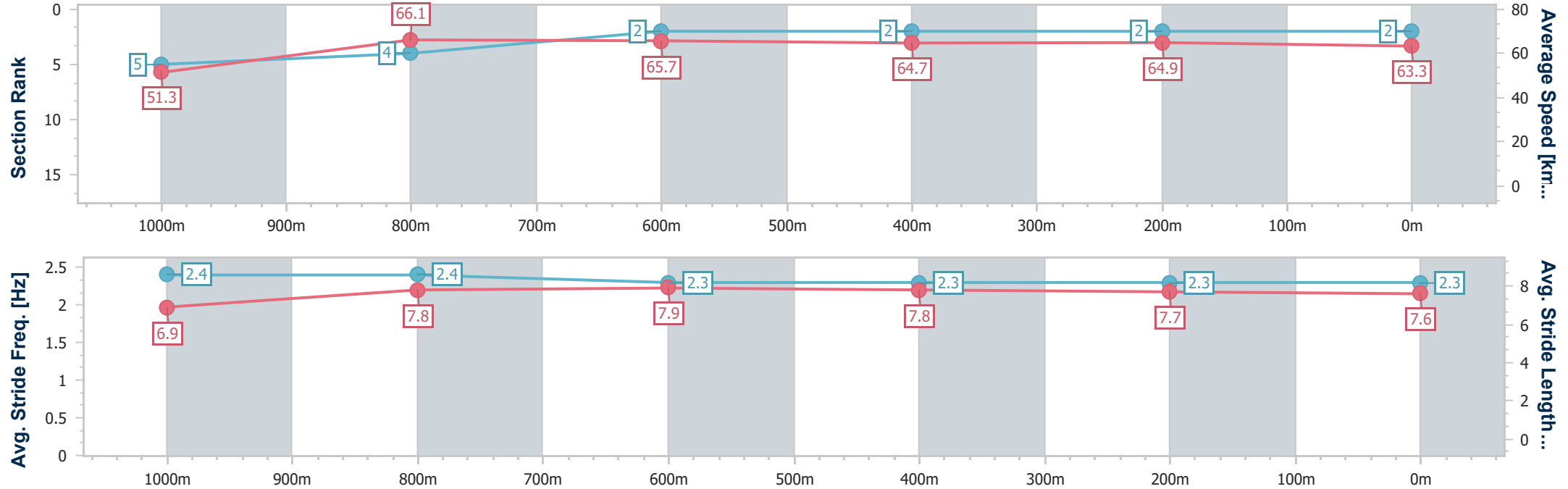
Horse/Jockey Name	Skogafoss
Final Rank	2
Fastest Section Time (Section)	0:10.73 (1000m)
Top Speed [km/h] (Section)	67.4 (800m)
Race State	Finished



TownsvilleProfessional
Race 8: QUEENSLAND PLASTIC SURGERY QTIS Three-Year-
Old Handicap - 1200m
29 June 2025 - 17:00
Track Rating: Good 4, Weather: Fine, Rail Position: +6.0m 1000m-
W/Post; +3m Remainder



Section	Overall	1000m	800m	600m	400m	200m								
Section Times	1:09.41 [2] (0:14.02)	0:55.39 [5] (0:10.73)	0:44.66 [4] (0:10.94)	0:33.72 [2] (0:11.20)	0:22.52 [2] (0:11.13)	0:11.39 [2] (0:11.39)								
Average Speed [km/h]	51.3	66.1	65.7	64.7	64.9	63.3								
Top Speed [km/h]	65.8	66.8	67.4	65.4	66.1	65.8								
Avg. Dist. to Rail [m]	3.7	2.7	0.4	1.0	1.0	0.4								
Avg. Stride Freq. [Hz]	2.4	2.4	2.3	2.3	2.3	2.3								
Avg. Stride Length [m]	6.9	7.8	7.9	7.8	7.7	7.6								





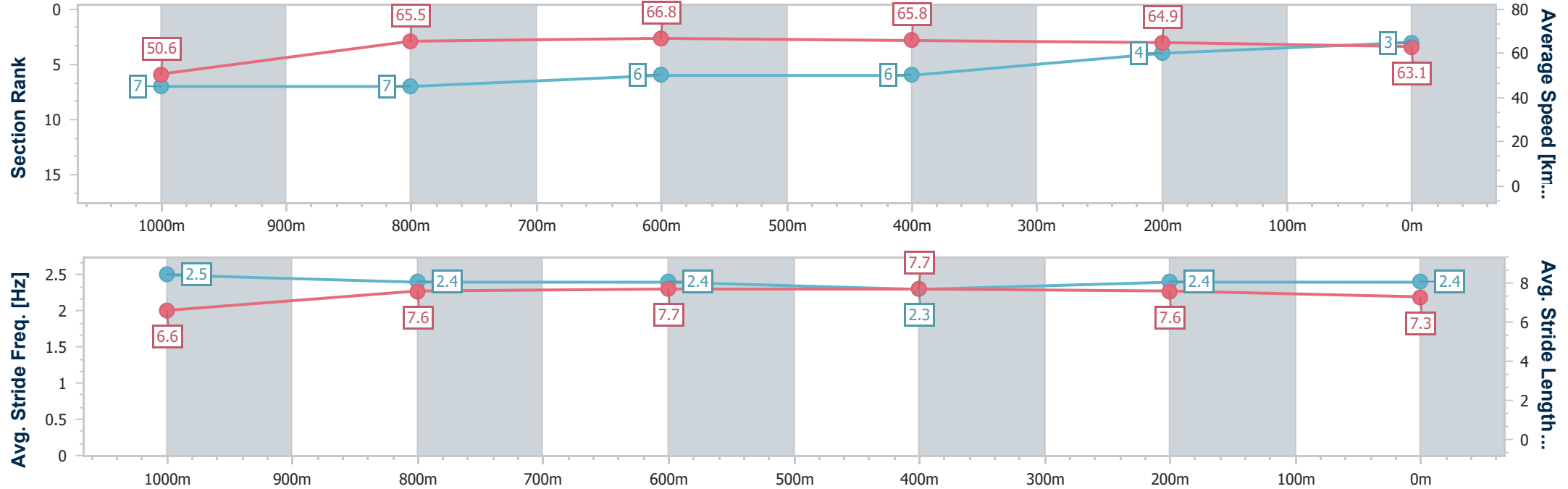
Horse/Jockey Name	Kobayastar
Final Rank	3
Fastest Section Time (Section)	0:10.88 (800m)
Top Speed [km/h] (Section)	67.7 (800m)
Race State	Finished



TownsvilleProfessional
Race 8: QUEENSLAND PLASTIC SURGERY QTIS Three-Year-
Old Handicap - 1200m
29 June 2025 - 17:00
Track Rating: Good 4, Weather: Fine, Rail Position: +6.0m 1000m-
W/Post; +3m Remainder



Section	Overall	1000m	800m	600m	400m	200m							
Section Times	1:09.65 [3] (0:14.19)	0:55.46 [7] (0:10.95)	0:44.51 [7] (0:10.88)	0:33.63 [6] (0:11.09)	0:22.54 [6] (0:11.12)	0:11.42 [4] (0:11.42)							
Average Speed [km/h]	50.6	65.5	66.8	65.8	64.9	63.1							
Top Speed [km/h]	65.1	66.2	67.7	66.2	66.1	66.0							
Avg. Dist. to Rail [m]	1.9	1.3	2.2	2.7	1.8	1.8							
Avg. Stride Freq. [Hz]	2.5	2.4	2.4	2.3	2.4	2.4							
Avg. Stride Length [m]	6.6	7.6	7.7	7.7	7.6	7.3							





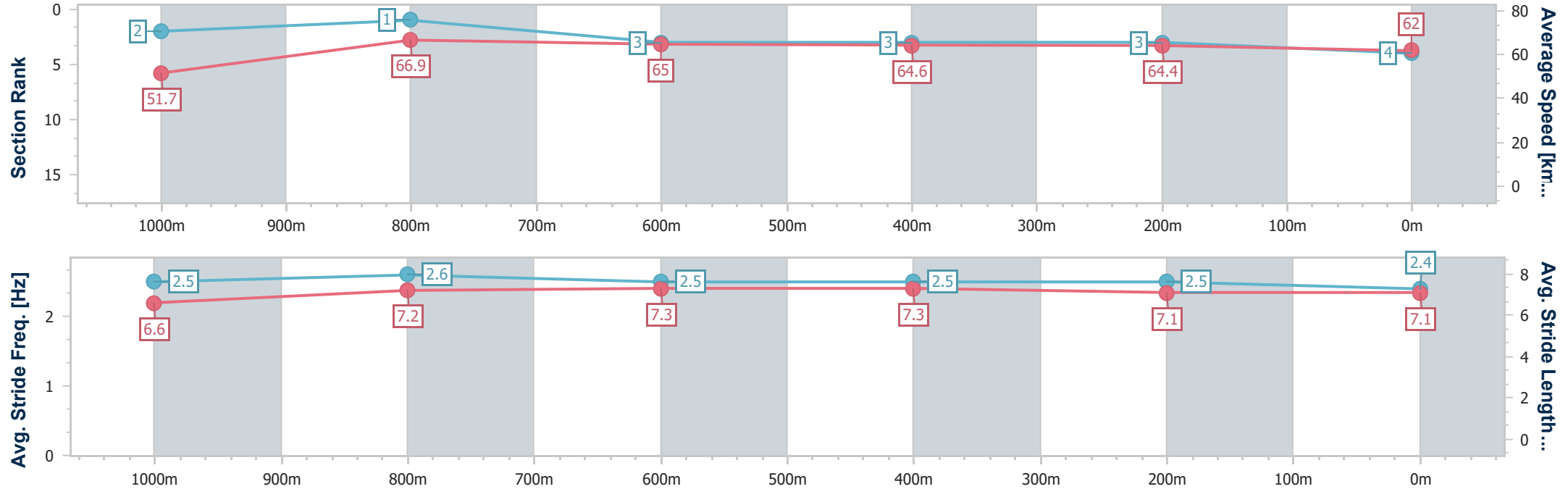
Horse/Jockey Name	Hand Grenade
Final Rank	4
Fastest Section Time (Section)	0:10.69 (1000m)
Top Speed [km/h] (Section)	68.3 (1000m)
Race State	Finished



TownsvilleProfessional
Race 8: QUEENSLAND PLASTIC SURGERY QTIS Three-Year-
Old Handicap - 1200m
29 June 2025 - 17:00
Track Rating: Good 4, Weather: Fine, Rail Position: +6.0m 1000m-
W/Post; +3m Remainder



Section	Overall	1000m	800m	600m	400m	200m							
Section Times	1:09.75 [4] (0:13.88)	0:55.87 [2] (0:10.69)	0:45.18 [1] (0:11.17)	0:34.01 [3] (0:11.21)	0:22.80 [3] (0:11.20)	0:11.60 [3] (0:11.60)							
Average Speed [km/h]	51.7	66.9	65.0	64.6	64.4	62.0							
Top Speed [km/h]	64.9	68.3	66.8	65.2	65.7	65.1							
Avg. Dist. to Rail [m]	2.7	1.4	1.8	1.1	1.7	3.3							
Avg. Stride Freq. [Hz]	2.5	2.6	2.5	2.5	2.5	2.4							
Avg. Stride Length [m]	6.6	7.2	7.3	7.3	7.1	7.1							





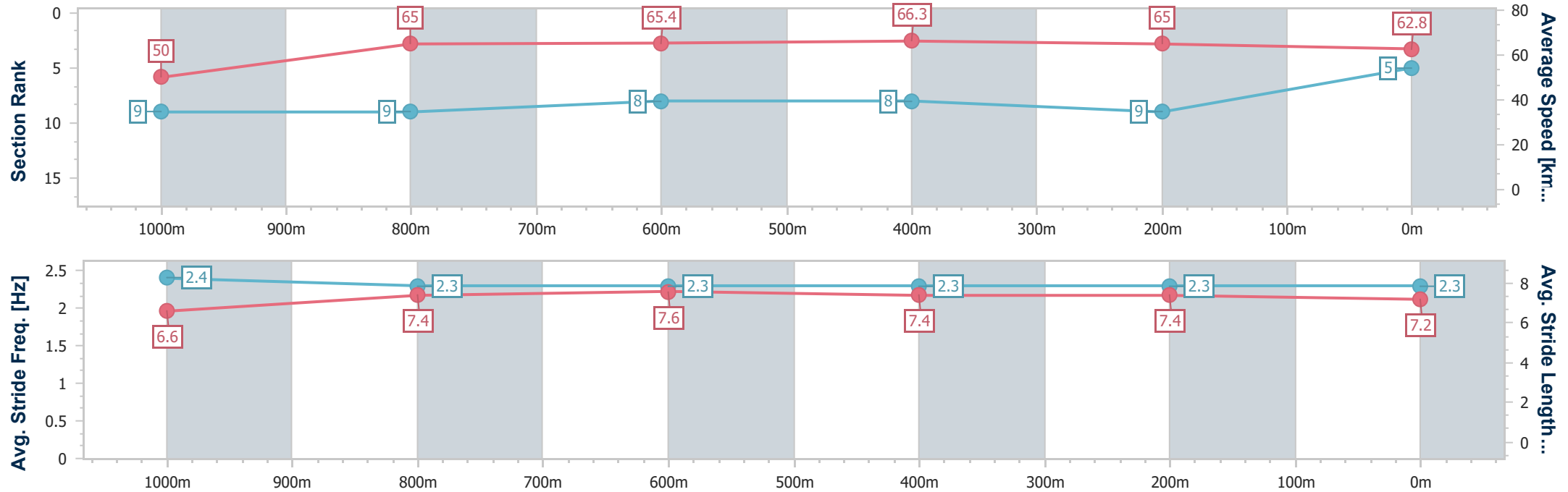
Horse/Jockey Name	Smart Mission
Final Rank	5
Fastest Section Time (Section)	0:10.91 (600m)
Top Speed [km/h] (Section)	67.2 (600m)
Race State	Finished



TownsvilleProfessional
Race 8: QUEENSLAND PLASTIC SURGERY QTIS Three-Year-
Old Handicap - 1200m
29 June 2025 - 17:00
Track Rating: Good 4, Weather: Fine, Rail Position: +6.0m 1000m-
W/Post; +3m Remainder



Section	Overall	1000m	800m	600m	400m	200m							
Section Times	1:09.99 [5] (0:14.40)	0:55.59 [9] (0:11.05)	0:44.54 [9] (0:11.01)	0:33.53 [8] (0:10.91)	0:22.62 [8] (0:11.15)	0:11.47 [9] (0:11.47)							
Average Speed [km/h]	50.0	65.0	65.4	66.3	65.0	62.8							
Top Speed [km/h]	62.8	66.0	66.2	67.2	65.6	64.4							
Avg. Dist. to Rail [m]	4.6	0.8	0.2	1.0	5.0	6.5							
Avg. Stride Freq. [Hz]	2.4	2.3	2.3	2.3	2.3	2.3							
Avg. Stride Length [m]	6.6	7.4	7.6	7.4	7.4	7.2							





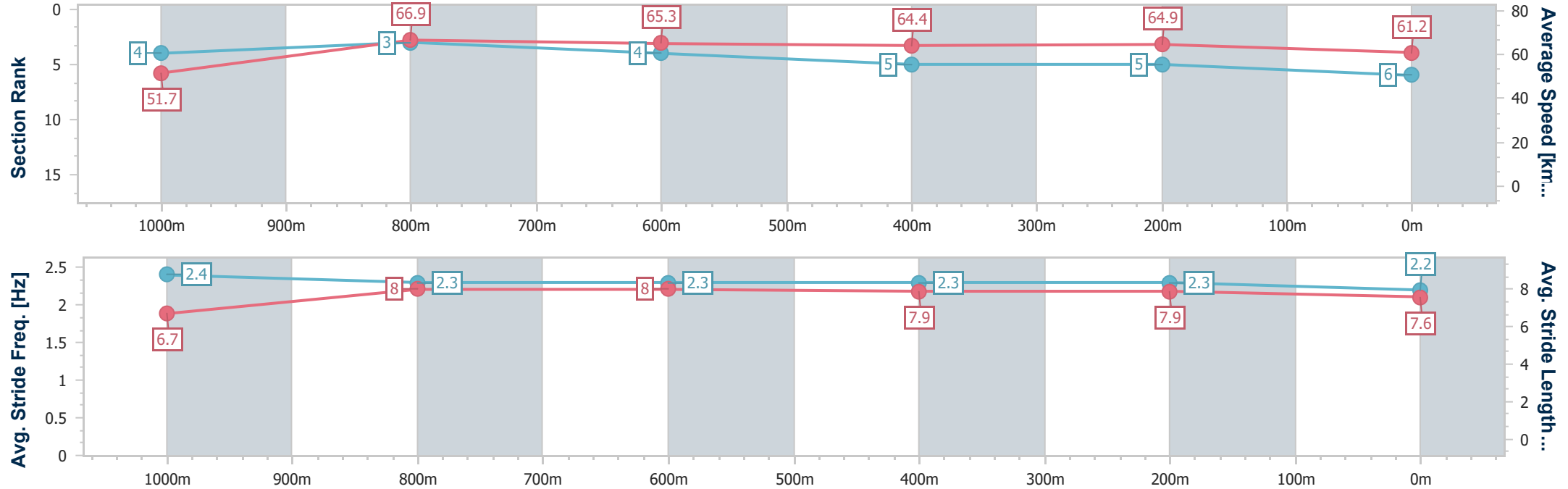
Horse/Jockey Name	Hell Of A Bentley
Final Rank	6
Fastest Section Time (Section)	0:10.76 (1000m)
Top Speed [km/h] (Section)	68.6 (1000m)
Race State	Finished



TownsvilleProfessional
Race 8: QUEENSLAND PLASTIC SURGERY QTIS Three-Year-
Old Handicap - 1200m
29 June 2025 - 17:00
Track Rating: Good 4, Weather: Fine, Rail Position: +6.0m 1000m-
W/Post; +3m Remainder



Section	Overall	1000m	800m	600m	400m	200m							
Section Times	1:09.99 [6] (0:13.97)	0:56.02 [4] (0:10.76)	0:45.26 [3] (0:11.09)	0:34.17 [4] (0:11.27)	0:22.90 [5] (0:11.15)	0:11.75 [5] (0:11.75)							
Average Speed [km/h]	51.7	66.9	65.3	64.4	64.9	61.2							
Top Speed [km/h]	67.5	68.6	66.5	65.9	65.8	63.5							
Avg. Dist. to Rail [m]	8.5	0.5	1.0	1.9	2.4	2.0							
Avg. Stride Freq. [Hz]	2.4	2.3	2.3	2.3	2.3	2.2							
Avg. Stride Length [m]	6.7	8.0	8.0	7.9	7.9	7.6							





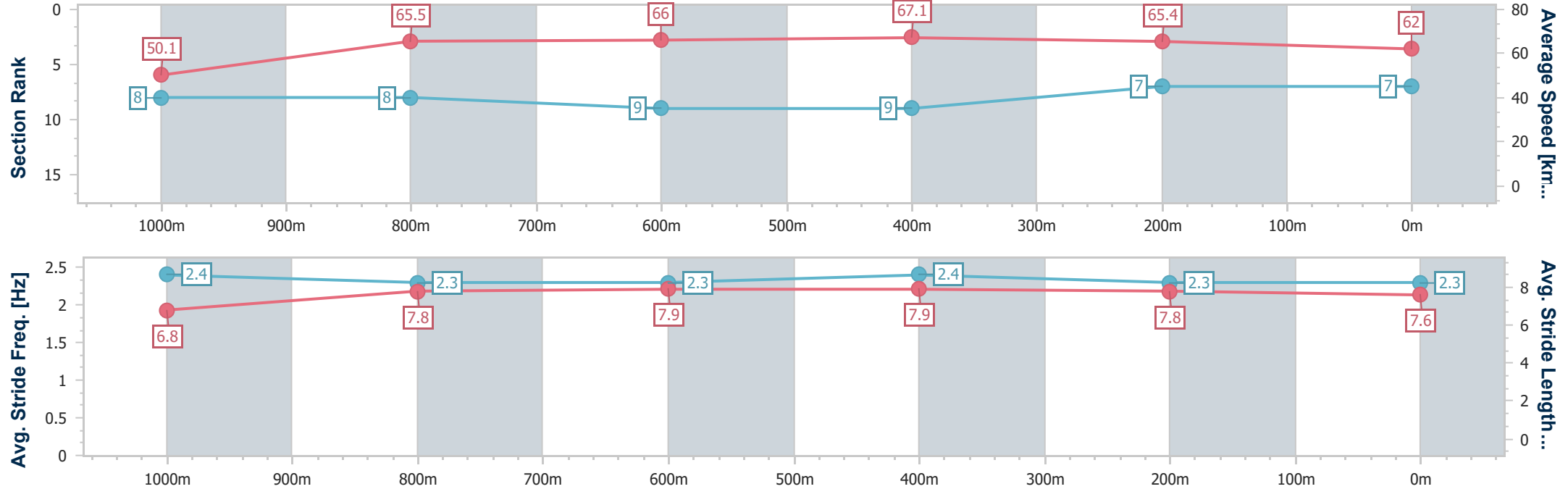
Horse/Jockey Name	That's It
Final Rank	7
Fastest Section Time (Section)	0:10.94 (600m)
Top Speed [km/h] (Section)	68.2 (600m)
Race State	Finished



TownsvilleProfessional
Race 8: QUEENSLAND PLASTIC SURGERY QTIS Three-Year-
Old Handicap - 1200m
29 June 2025 - 17:00
Track Rating: Good 4, Weather: Fine, Rail Position: +6.0m 1000m-
W/Post; +3m Remainder



Section	Overall	1000m	800m	600m	400m	200m								
Section Times	1:10.12 [7] (0:14.39)	0:55.73 [8] (0:11.02)	0:44.71 [8] (0:11.07)	0:33.64 [9] (0:10.94)	0:22.70 [9] (0:11.08)	0:11.62 [7] (0:11.62)								
Average Speed [km/h]	50.1	65.5	66.0	67.1	65.4	62.0								
Top Speed [km/h]	64.1	67.9	67.6	68.2	66.9	64.7								
Avg. Dist. to Rail [m]	6.7	1.5	3.2	3.6	5.3	6.6								
Avg. Stride Freq. [Hz]	2.4	2.3	2.3	2.4	2.3	2.3								
Avg. Stride Length [m]	6.8	7.8	7.9	7.9	7.8	7.6								





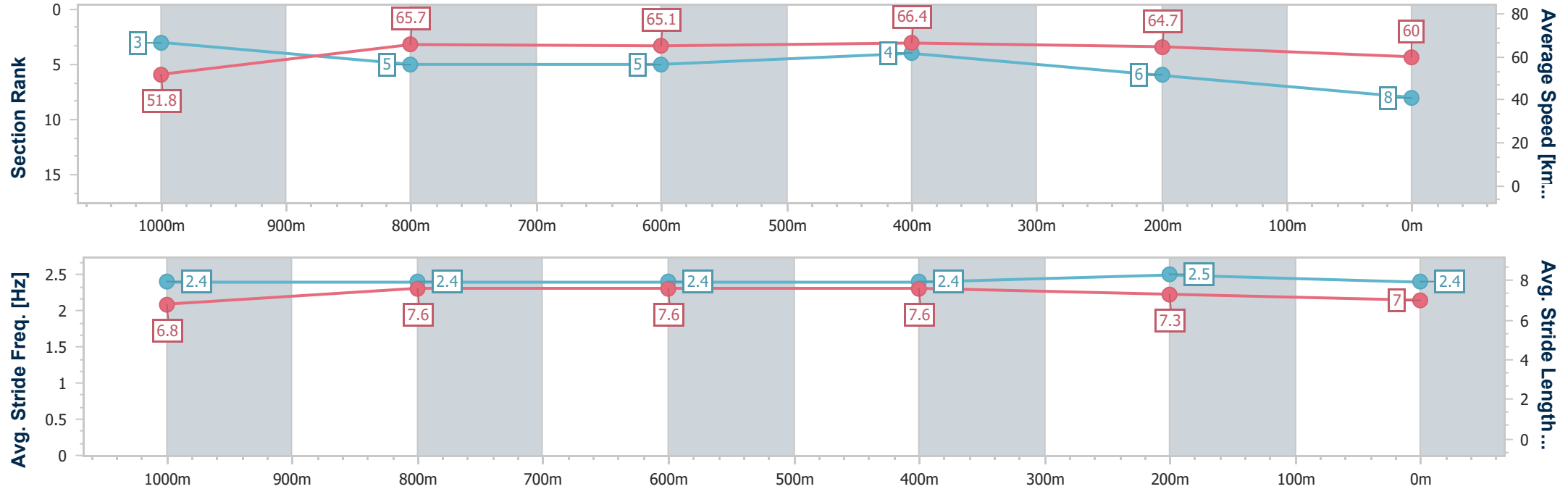
Horse/Jockey Name	Time To Prophet
Final Rank	8
Fastest Section Time (Section)	0:10.95 (1000m)
Top Speed [km/h] (Section)	69.5 (Overall)
Race State	Finished



TownsvilleProfessional
Race 8: QUEENSLAND PLASTIC SURGERY QTIS Three-Year-
Old Handicap - 1200m
29 June 2025 - 17:00
Track Rating: Good 4, Weather: Fine, Rail Position: +6.0m 1000m-
W/Post; +3m Remainder



Section	Overall	1000m	800m	600m	400m	200m							
Section Times	1:10.27 [8] (0:13.93)	0:56.34 [3] (0:10.95)	0:45.39 [5] (0:11.12)	0:34.27 [5] (0:11.06)	0:23.21 [4] (0:11.22)	0:11.99 [6] (0:11.99)							
Average Speed [km/h]	51.8	65.7	65.1	66.4	64.7	60.0							
Top Speed [km/h]	69.5	67.5	66.6	68.0	65.8	64.5							
Avg. Dist. to Rail [m]	6.6	0.8	1.0	4.0	5.6	6.3							
Avg. Stride Freq. [Hz]	2.4	2.4	2.4	2.4	2.5	2.4							
Avg. Stride Length [m]	6.8	7.6	7.6	7.6	7.3	7.0							





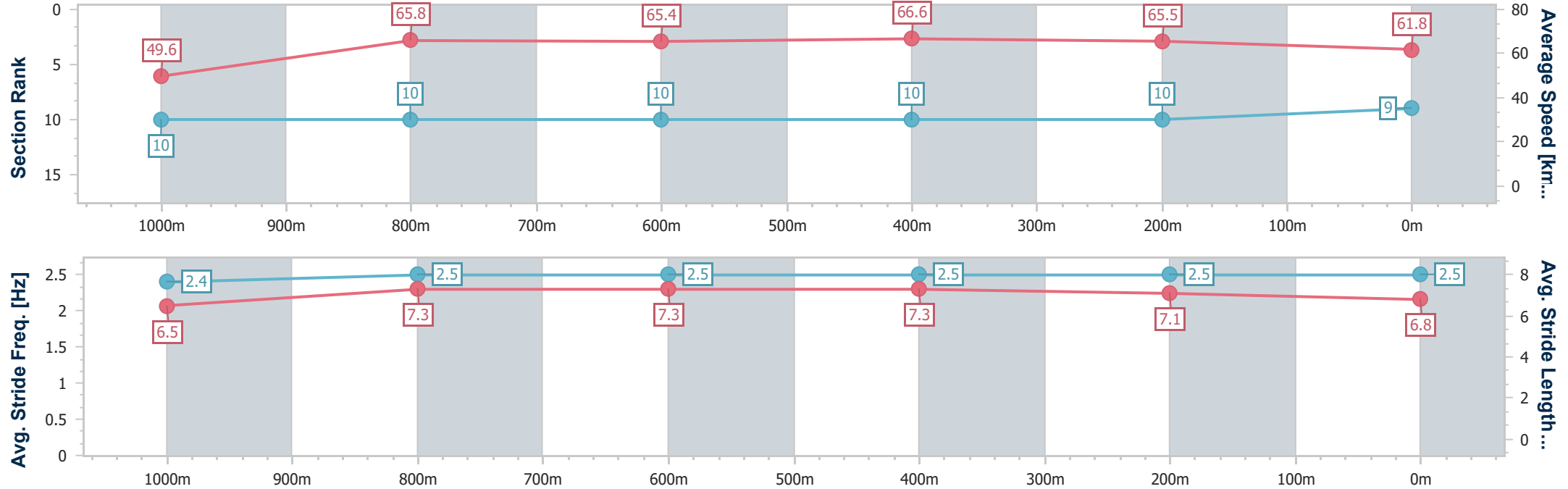
Horse/Jockey Name	Arguable
Final Rank	9
Fastest Section Time (Section)	0:10.97 (1000m)
Top Speed [km/h] (Section)	67.5 (600m)
Race State	Finished



TownsvilleProfessional
Race 8: QUEENSLAND PLASTIC SURGERY QTIS Three-Year-
Old Handicap - 1200m
29 June 2025 - 17:00
Track Rating: Good 4, Weather: Fine, Rail Position: +6.0m 1000m-
W/Post; +3m Remainder



Section	Overall	1000m	800m	600m	400m	200m								
Section Times	1:10.31 [9] (0:14.49)	0:55.82 [10] (0:10.97)	0:44.85 [10] (0:11.13)	0:33.72 [10] (0:10.98)	0:22.74 [10] (0:11.07)	0:11.67 [10] (0:11.67)								
Average Speed [km/h]	49.6	65.8	65.4	66.6	65.5	61.8								
Top Speed [km/h]	63.7	66.8	66.1	67.5	66.0	63.7								
Avg. Dist. to Rail [m]	3.1	0.9	2.2	3.1	6.9	11.4								
Avg. Stride Freq. [Hz]	2.4	2.5	2.5	2.5	2.5	2.5								
Avg. Stride Length [m]	6.5	7.3	7.3	7.3	7.1	6.8								





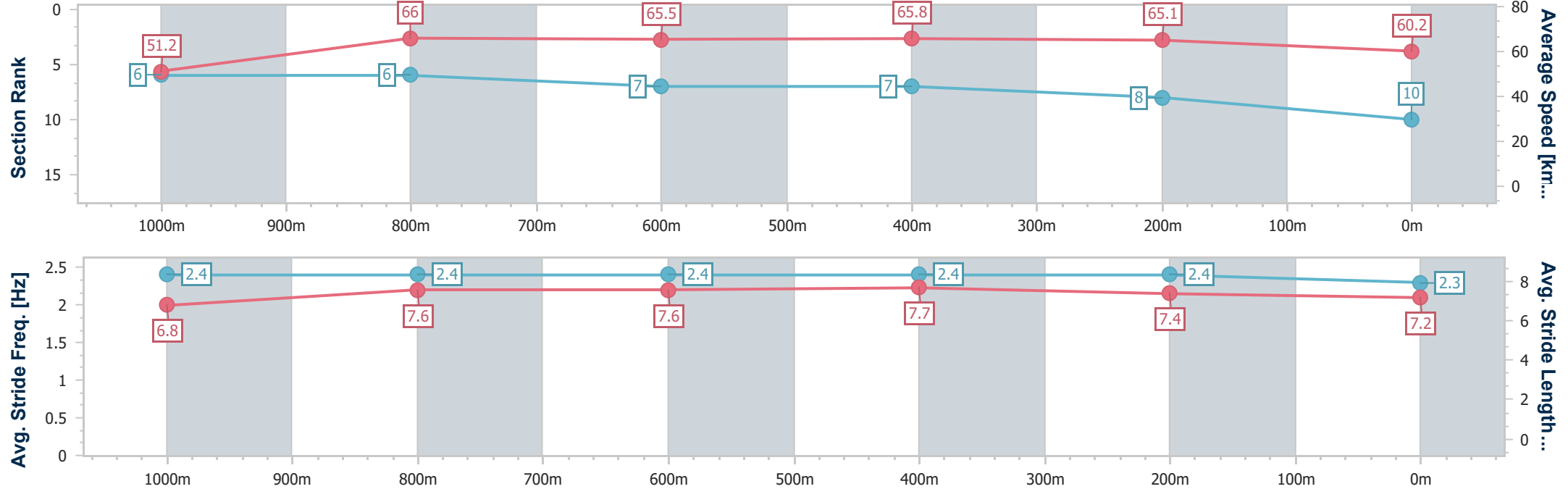
Horse/Jockey Name	Crimson Decipher
Final Rank	10
Fastest Section Time (Section)	0:10.96 (1000m)
Top Speed [km/h] (Section)	67.3 (400m)
Race State	Finished



TownsvilleProfessional
Race 8: QUEENSLAND PLASTIC SURGERY QTIS Three-Year-
Old Handicap - 1200m
29 June 2025 - 17:00
Track Rating: Good 4, Weather: Fine, Rail Position: +6.0m 1000m-
W/Post; +3m Remainder



Section	Overall	1000m	800m	600m	400m	200m								
Section Times	1:10.47 [10] (0:14.09)	0:56.38 [6] (0:10.96)	0:45.42 [6] (0:11.16)	0:34.26 [7] (0:11.14)	0:23.12 [7] (0:11.16)	0:11.96 [8] (0:11.96)								
Average Speed [km/h]	51.2	66.0	65.5	65.8	65.1	60.2								
Top Speed [km/h]	66.4	66.8	65.9	67.0	67.3	65.2								
Avg. Dist. to Rail [m]	5.2	1.0	3.3	3.7	6.3	7.5								
Avg. Stride Freq. [Hz]	2.4	2.4	2.4	2.4	2.4	2.3								
Avg. Stride Length [m]	6.8	7.6	7.6	7.7	7.4	7.2								





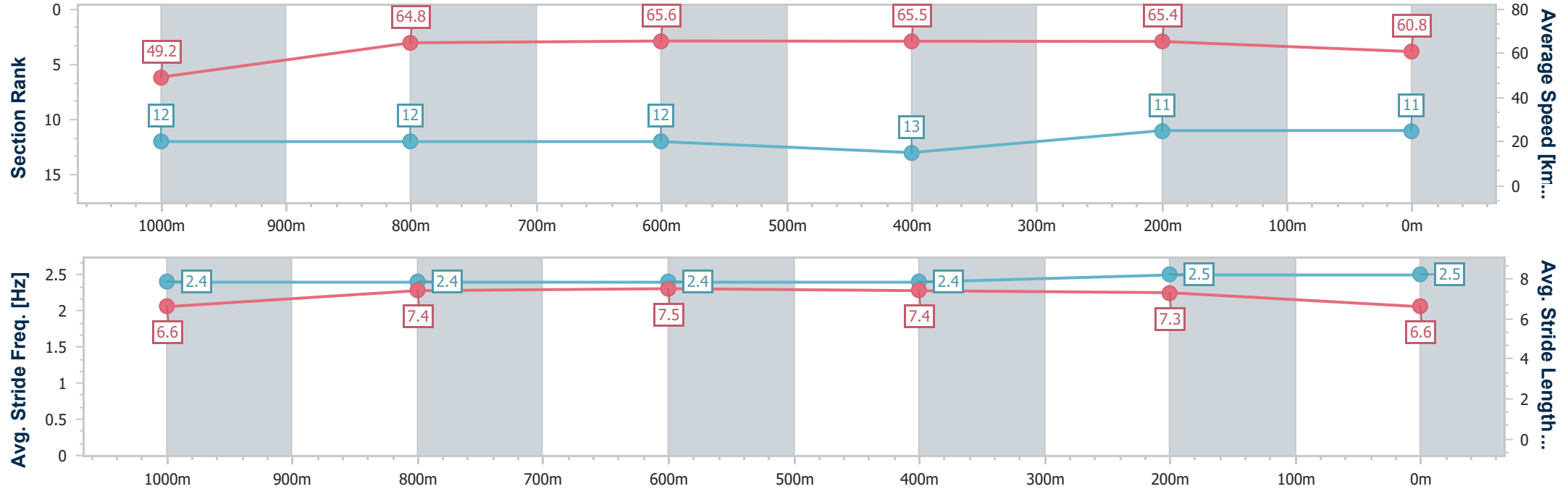
Horse/Jockey Name	Raffy's Girl
Final Rank	11
Fastest Section Time (Section)	0:11.10 (1000m)
Top Speed [km/h] (Section)	67.8 (400m)
Race State	Finished



TownsvilleProfessional
Race 8: QUEENSLAND PLASTIC SURGERY QTIS Three-Year-
Old Handicap - 1200m
29 June 2025 - 17:00
Track Rating: Good 4, Weather: Fine, Rail Position: +6.0m 1000m-
W/Post; +3m Remainder



Section	Overall	1000m	800m	600m	400m	200m							
Section Times	1:10.96 [11] (0:14.60)	0:56.36 [12] (0:11.10)	0:45.26 [12] (0:11.13)	0:34.13 [12] (0:11.17)	0:22.96 [13] (0:11.16)	0:11.80 [11] (0:11.80)							
Average Speed [km/h]	49.2	64.8	65.6	65.5	65.4	60.8							
Top Speed [km/h]	63.2	66.3	66.2	67.2	67.8	67.8							
Avg. Dist. to Rail [m]	5.0	1.3	2.8	3.4	7.2	13.0							
Avg. Stride Freq. [Hz]	2.4	2.4	2.4	2.4	2.5	2.5							
Avg. Stride Length [m]	6.6	7.4	7.5	7.4	7.3	6.6							





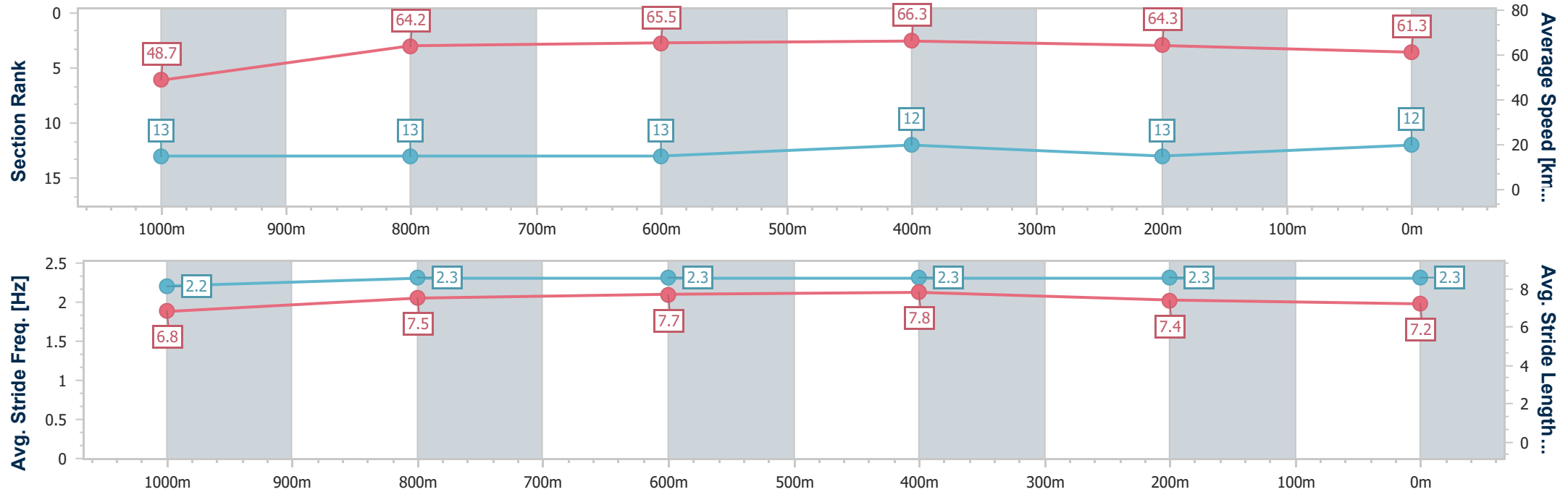
Horse/Jockey Name	Trusting Star
Final Rank	12
Fastest Section Time (Section)	0:10.96 (600m)
Top Speed [km/h] (Section)	67.1 (600m)
Race State	Finished



TownsvilleProfessional
Race 8: QUEENSLAND PLASTIC SURGERY QTIS Three-Year-
Old Handicap - 1200m
29 June 2025 - 17:00
Track Rating: Good 4, Weather: Fine, Rail Position: +6.0m 1000m-
W/Post; +3m Remainder



Section	Overall	1000m	800m	600m	400m	200m							
Section Times	1:10.97 [12] (0:14.75)	0:56.22 [13] (0:11.16)	0:45.06 [13] (0:11.07)	0:33.99 [13] (0:10.96)	0:23.03 [12] (0:11.28)	0:11.75 [13] (0:11.75)							
Average Speed [km/h]	48.7	64.2	65.5	66.3	64.3	61.3							
Top Speed [km/h]	64.4	66.4	66.3	67.1	66.2	63.4							
Avg. Dist. to Rail [m]	3.6	0.9	1.1	2.4	3.5	4.1							
Avg. Stride Freq. [Hz]	2.2	2.3	2.3	2.3	2.3	2.3							
Avg. Stride Length [m]	6.8	7.5	7.7	7.8	7.4	7.2							





Horse/Jockey Name	The Cops
Final Rank	13
Fastest Section Time (Section)	0:11.05 (600m)
Top Speed [km/h] (Section)	66.4 (600m)
Race State	Finished



TownsvilleProfessional
Race 8: QUEENSLAND PLASTIC SURGERY QTIS Three-Year-
Old Handicap - 1200m
29 June 2025 - 17:00
Track Rating: Good 4, Weather: Fine, Rail Position: +6.0m 1000m-
W/Post; +3m Remainder



Section	Overall	1000m	800m	600m	400m	200m								
Section Times	1:11.03 [13] (0:14.52)	0:56.51 [11] (0:11.07)	0:45.44 [11] (0:11.18)	0:34.26 [11] (0:11.05)	0:23.21 [11] (0:11.37)	0:11.84 [12] (0:11.84)								
Average Speed [km/h]	49.5	64.2	64.5	65.1	63.5	60.8								
Top Speed [km/h]	62.5	65.9	65.9	66.4	64.1	63.3								
Avg. Dist. to Rail [m]	1.9	2.4	0.5	0.5	0.3	0.4								
Avg. Stride Freq. [Hz]	2.4	2.4	2.3	2.3	2.3	2.3								
Avg. Stride Length [m]	6.7	7.6	7.7	7.8	7.6	7.4								

