



Rockhampton Professional

Race 1: PARKHURST QUALITY MEATS Maiden Handicap - 1050m

04 July 2025 - 12:25



Track Rating: Soft 5, Weather: Fine, Rail Position: +2.5m Entire

| Section | | Overall | | | | 1000m | 800m | 600m | 400m | 200m | Last 600m | | |
|-------------|-----|----------------------|---------|---------------------|--------------------|----------------------|----------------------|----------------------|----------------------|----------------------|--------------|---------|---------------------------|
| Field Times | | 1:00.39 (0:04.35) | | | | 0:56.04 (0:10.92) | 0:45.12 (0:11.66) | 0:33.46 (0:10.86) | 0:22.60 (0:10.79) | 0:11.81 (0:11.81) | 0:33.46 | | |
| Rank | TAB | Horse/Jockey | Barrier | Top Speed [km/h] | Fastest Section | | | | | | | Margin | Distance Travelled [m] |
| 1 | 6 | OVER DRAFT | 4 | 67.5 | 0:04.36 | 1:00.39 [1] | 0:56.03 [2] | 0:44.71 [3] | 0:33.21 [3] | 0:22.33 [3] | 0:11.50 [3] | 1:00.39 | 0:33.21 |
| | | Justin Huxtable | | 600m | Overall | (0:04.36) | (0:11.32) | (0:11.50) | (0:10.88) | (0:10.83) | (0:11.50) | | |
| 2 | 8 | WISE CHOICE | 9 | 69.6 | 0:04.35 | 1:00.39 [2] | 0:56.04 [1] | 0:45.12 [1] | 0:33.46 [1] | 0:22.60 [1] | 0:11.81 [1] | 0.02L | 0:33.46 -3 |
| | | Chloe Lowe | | 1000m | Overall | (0:04.35) | (0:10.92) | (0:11.66) | (0:10.86) | (0:10.79) | (0:11.81) | | |
| 3 | 11 | UPTURN | 3 | 69.6 | 0:04.79 | 1:00.59 [3] | 0:55.80 [9] | 0:44.75 [4] | 0:33.24 [5] | 0:22.31 [5] | 0:11.58 [4] | 1.16L | 0:33.24 -4 |
| | | Warwick Satherley | | 400m | Overall | (0:04.79) | (0:11.05) | (0:11.51) | (0:10.93) | (0:10.73) | (0:11.58) | | |
| 4 | 5 | CAPRICORNUS | 1 | 67.0 | 0:04.43 | 1:00.64 [4] | 0:56.21 [3] | 0:45.18 [2] | 0:33.63 [2] | 0:22.67 [2] | 0:11.83 [2] | 1.49L | 0:33.63 -6 |
| | | Raul Silvera Olivera | | 1000m | Overall | (0:04.43) | (0:11.03) | (0:11.55) | (0:10.96) | (0:10.84) | (0:11.83) | | |
| 5 | 3 | EL FORTRESS | 12 | 68.8 | 0:04.73 | 1:00.95 [5] | 0:56.22 [6] | 0:44.61 [9] | 0:33.11 [10] | 0:22.13 [9] | 0:11.49 [6] | 3.27L | 0:33.11 +6 |
| | | Nash Rawiller | | 400m | Overall | (0:04.73) | (0:11.61) | (0:11.50) | (0:10.98) | (0:10.64) | (0:11.49) | | |
| 6 | 4 | MOOCHI STARLIGHT | 10 | 69.1 | 0:04.76 | 1:00.96 [6] | 0:56.20 [7] | 0:44.91 [6] | 0:33.53 [6] | 0:22.74 [4] | 0:11.90 [5] | 3.38L | 0:33.53 +1 |
| | | Ryan Wiggins | | 600m | Overall | (0:04.76) | (0:11.29) | (0:11.38) | (0:10.79) | (0:10.84) | (0:11.90) | | |
| 7 | 1 | CRYPTOLOGY | 7 | 68.1 | 0:04.79 | 1:01.05 [7] | 0:56.26 [8] | 0:44.85 [8] | 0:33.35 [8] | 0:22.24 [8] | 0:11.50 [8] | 3.87L | 0:33.35 +1 |
| | | Jai Williams | | 400m | Overall | (0:04.79) | (0:11.41) | (0:11.50) | (0:11.11) | (0:10.74) | (0:11.50) | | |
| 8 | 9 | SARDINIA | 8 | 66.4 | 0:04.66 | 1:01.67 [8] | 0:57.01 [4] | 0:45.79 [5] | 0:34.37 [4] | 0:23.34 [6] | 0:12.15 [7] | 7.53L | 0:34.37 -1 |
| | | Les Tilley | | 800m | Overall | (0:04.66) | (0:11.22) | (0:11.42) | (0:11.03) | (0:11.19) | (0:12.15) | | |
| 9 | 7 | RELEASE ME | 5 | 67.0 | 0:04.68 | 1:01.70 [9] | 0:57.02 [5] | 0:45.56 [7] | 0:34.00 [7] | 0:22.96 [7] | 0:11.96 [9] | 7.69L | 0:34.00 -1 |
| | | Corey Bayliss | | 600m | Overall | (0:04.68) | (0:11.46) | (0:11.56) | (0:11.04) | (0:11.00) | (0:11.96) | | |
| 10 | 10 | WARHOL | 2 | 67.6 | 0:04.86 | 1:01.93 [10] | 0:57.07 [11] | 0:45.59 [10] | 0:34.11 [9] | 0:22.99 [10] | 0:11.99 [10] | 9.08L | 0:34.11 -7 |
| | | Ashley Butler | | 400m | Overall | (0:04.86) | (0:11.48) | (0:11.48) | (0:11.12) | (0:11.00) | (0:11.99) | | |

Scratched: Lettie's Lot (#12)



Rockhampton Professional

Race 1: PARKHURST QUALITY MEATS Maiden Handicap - 1050m

04 July 2025 - 12:25



Track Rating: Soft 5, Weather: Fine, Rail Position: +2.5m Entire

| Section | | | | | | Overall | 1000m | 800m | 600m | 400m | 200m | Last 600m | | |
|-------------|-----|----------------|---------|---------------------|--------------------|----------------------|----------------------|----------------------|----------------------|----------------------|----------------------|-----------|---------|---------------------------|
| Field Times | | | | | | 1:00.39 (0:04.35) | 0:56.04 (0:10.92) | 0:45.12 (0:11.66) | 0:33.46 (0:10.86) | 0:22.60 (0:10.79) | 0:11.81 (0:11.81) | 0:33.46 | | |
| Rank | TAB | Horse/Jockey | Barrier | Top Speed [km/h] | Fastest Section | | | | | | | Margin | | Distance Travelled [m] |
| 11 | 13 | JOLIE APOLLINE | 6 | 67.2 | 0:04.81 | 1:02.37 [11] | 0:57.56 [10] | 0:45.54 [12] | 0:33.87 [12] | 0:22.88 [12] | 0:11.81 [11] | 11.68L | 0:33.87 | -1 |
| | | Brooke Johnson | | 600m | Overall | (0:04.81) | (0:12.02) | (0:11.67) | (0:10.99) | (0:11.07) | (0:11.81) | | | |
| 12 | 2 | SPIDER MCGLURK | 11 | 65.7 | 0:04.89 | 1:03.96 [12] | 0:59.07 [12] | 0:47.61 [11] | 0:35.85 [11] | 0:24.64 [11] | 0:13.03 [12] | 21L | 0:35.85 | +3 |
| | | Adam Sewell | | 600m | Overall | (0:04.89) | (0:11.46) | (0:11.76) | (0:11.21) | (0:11.61) | (0:13.03) | | | |

Scratched: Lettie's Lot (#12)



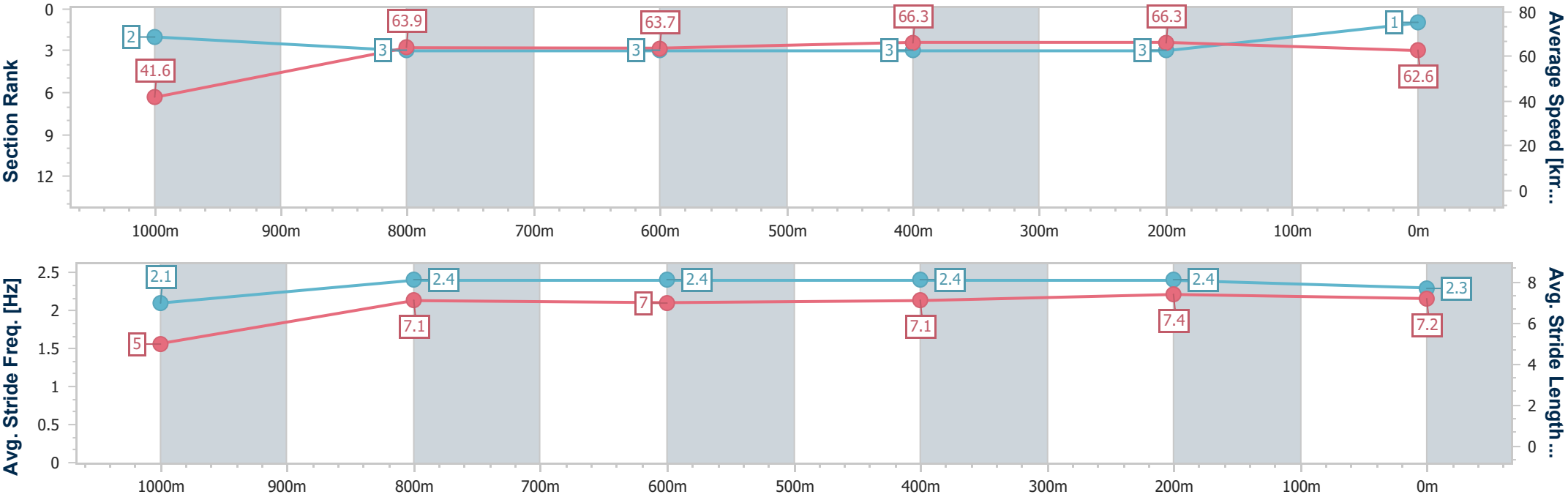
| | |
|--------------------------------|-------------------|
| Horse/Jockey Name | Over Draft |
| Final Rank | 1 |
| Fastest Section Time (Section) | 0:04.36 (Overall) |
| Top Speed [km/h] (Section) | 67.5 (600m) |
| Race State | Finished |



RockhamptonProfessional
Race 1: PARKHURST QUALITY MEATS Maiden Handicap - 1050m
04 July 2025 - 12:25
Track Rating: Soft 5, Weather: Fine, Rail Position: +2.5m Entire



| Section | Overall | 1000m | 800m | 600m | 400m | 200m | | | | | | | | |
|------------------------|--------------------------|--------------------------|--------------------------|--------------------------|--------------------------|--------------------------|--|--|--|--|--|--|--|--|
| Section Times | 1:00.39 [1] (0:04.36) | 0:56.03 [2] (0:11.32) | 0:44.71 [3] (0:11.50) | 0:33.21 [3] (0:10.88) | 0:22.33 [3] (0:10.83) | 0:11.50 [3] (0:11.50) | | | | | | | | |
| Average Speed [km/h] | 41.6 | 63.9 | 63.7 | 66.3 | 66.3 | 62.6 | | | | | | | | |
| Top Speed [km/h] | 56.1 | 66.8 | 66.7 | 67.5 | 67.2 | 66.3 | | | | | | | | |
| Avg. Dist. to Rail [m] | 3.5 | 1.1 | 2.1 | 1.3 | 1.8 | 3.7 | | | | | | | | |
| Avg. Stride Freq. [Hz] | 2.1 | 2.4 | 2.4 | 2.4 | 2.4 | 2.3 | | | | | | | | |
| Avg. Stride Length [m] | 5.0 | 7.1 | 7.0 | 7.1 | 7.4 | 7.2 | | | | | | | | |





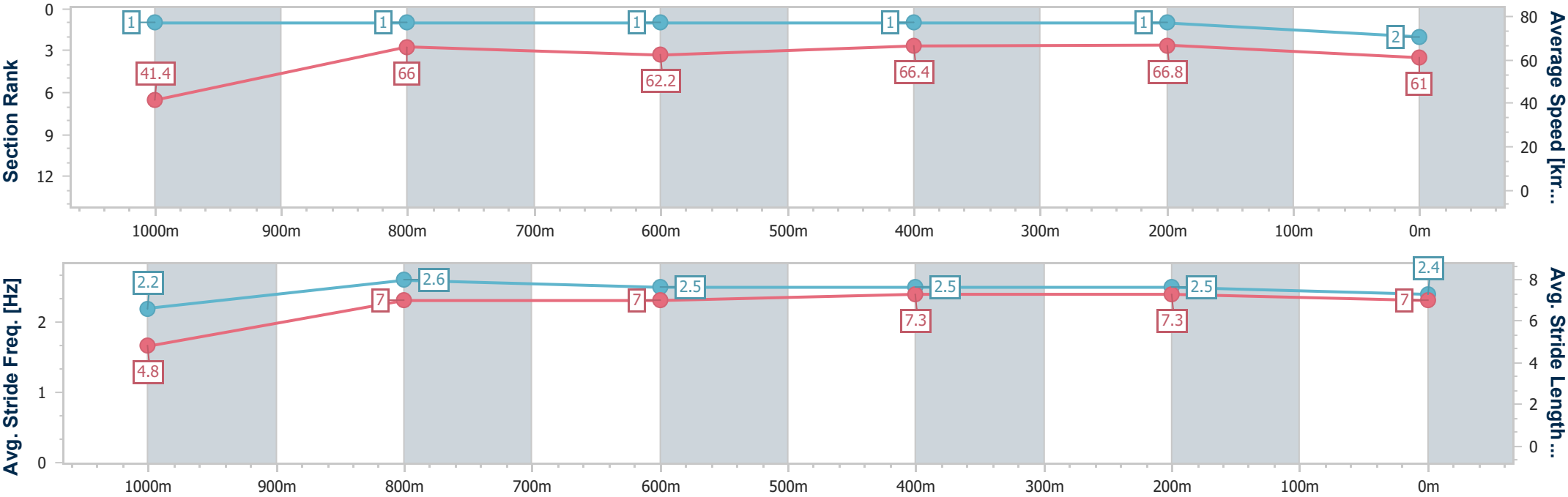
| | |
|--------------------------------|-------------------|
| Horse/Jockey Name | Wise Choice |
| Final Rank | 2 |
| Fastest Section Time (Section) | 0:04.35 (Overall) |
| Top Speed [km/h] (Section) | 69.6 (1000m) |
| Race State | Finished |



RockhamptonProfessional
Race 1: PARKHURST QUALITY MEATS Maiden Handicap - 1050m
04 July 2025 - 12:25
Track Rating: Soft 5, Weather: Fine, Rail Position: +2.5m Entire



| Section | Overall | 1000m | 800m | 600m | 400m | 200m | | | | | | | |
|------------------------|--------------------------|--------------------------|--------------------------|--------------------------|--------------------------|--------------------------|--|--|--|--|--|--|--|
| Section Times | 1:00.39 [2] (0:04.35) | 0:56.04 [1] (0:10.92) | 0:45.12 [1] (0:11.66) | 0:33.46 [1] (0:10.86) | 0:22.60 [1] (0:10.79) | 0:11.81 [1] (0:11.81) | | | | | | | |
| Average Speed [km/h] | 41.4 | 66.0 | 62.2 | 66.4 | 66.8 | 61.0 | | | | | | | |
| Top Speed [km/h] | 57.8 | 69.6 | 64.5 | 67.9 | 67.9 | 64.3 | | | | | | | |
| Avg. Dist. to Rail [m] | 8.0 | 1.6 | 1.4 | 3.0 | 3.2 | 4.0 | | | | | | | |
| Avg. Stride Freq. [Hz] | 2.2 | 2.6 | 2.5 | 2.5 | 2.5 | 2.4 | | | | | | | |
| Avg. Stride Length [m] | 4.8 | 7.0 | 7.0 | 7.3 | 7.3 | 7.0 | | | | | | | |





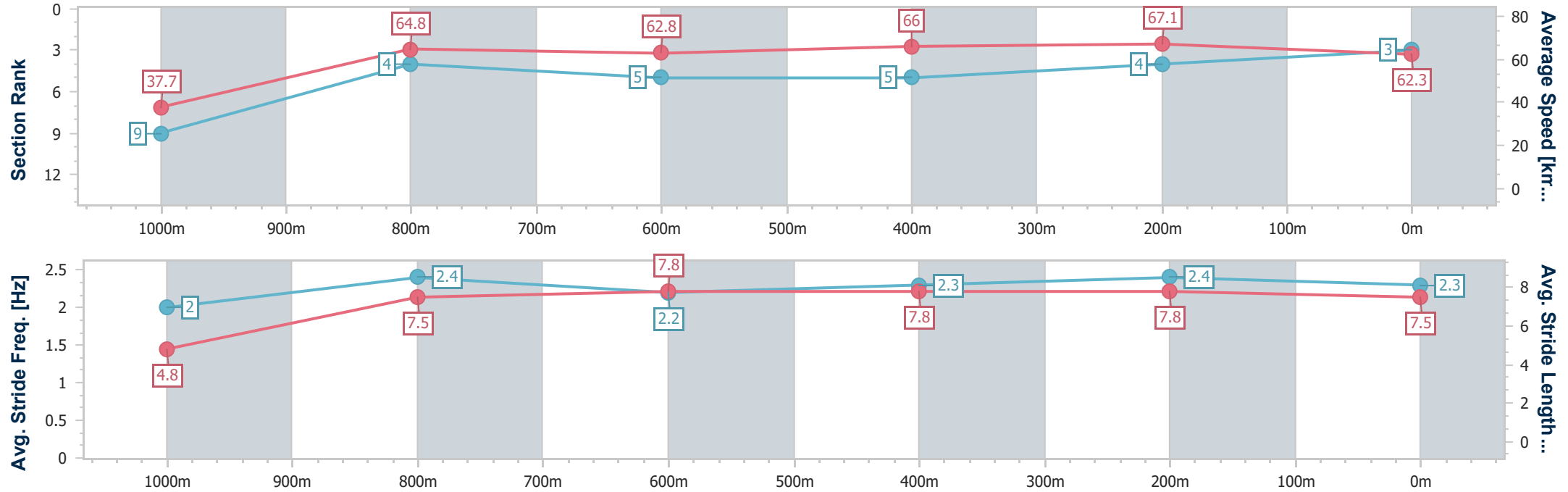
| | |
|--------------------------------|-------------------|
| Horse/Jockey Name | Upturn |
| Final Rank | 3 |
| Fastest Section Time (Section) | 0:04.79 (Overall) |
| Top Speed [km/h] (Section) | 69.6 (400m) |
| Race State | Finished |



RockhamptonProfessional
Race 1: PARKHURST QUALITY MEATS Maiden Handicap - 1050m
04 July 2025 - 12:25
Track Rating: Soft 5, Weather: Fine, Rail Position: +2.5m Entire



| Section | Overall | 1000m | 800m | 600m | 400m | 200m | | | | | | | |
|------------------------|--------------------------|--------------------------|--------------------------|--------------------------|--------------------------|--------------------------|--|--|--|--|--|--|--|
| Section Times | 1:00.59 [3] (0:04.79) | 0:55.80 [9] (0:11.05) | 0:44.75 [4] (0:11.51) | 0:33.24 [5] (0:10.93) | 0:22.31 [5] (0:10.73) | 0:11.58 [4] (0:11.58) | | | | | | | |
| Average Speed [km/h] | 37.7 | 64.8 | 62.8 | 66.0 | 67.1 | 62.3 | | | | | | | |
| Top Speed [km/h] | 56.6 | 67.1 | 67.1 | 69.2 | 69.6 | 65.5 | | | | | | | |
| Avg. Dist. to Rail [m] | 2.4 | 0.7 | 1.1 | 2.2 | 3.6 | 5.6 | | | | | | | |
| Avg. Stride Freq. [Hz] | 2.0 | 2.4 | 2.2 | 2.3 | 2.4 | 2.3 | | | | | | | |
| Avg. Stride Length [m] | 4.8 | 7.5 | 7.8 | 7.8 | 7.8 | 7.5 | | | | | | | |





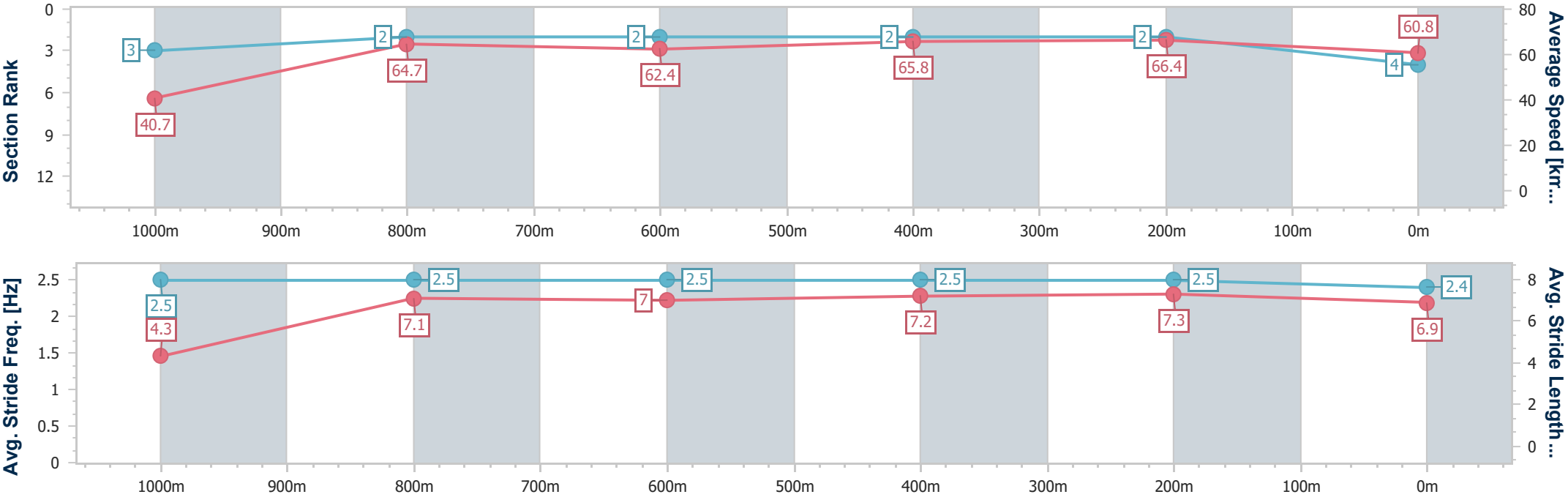
| | |
|--------------------------------|-------------------|
| Horse/Jockey Name | Capricornus |
| Final Rank | 4 |
| Fastest Section Time (Section) | 0:04.43 (Overall) |
| Top Speed [km/h] (Section) | 67.0 (1000m) |
| Race State | Finished |



RockhamptonProfessional
Race 1: PARKHURST QUALITY MEATS Maiden Handicap - 1050m
04 July 2025 - 12:25
Track Rating: Soft 5, Weather: Fine, Rail Position: +2.5m Entire



| Section | Overall | 1000m | 800m | 600m | 400m | 200m | | | | | | | | |
|------------------------|--------------------------|--------------------------|--------------------------|--------------------------|--------------------------|--------------------------|--|--|--|--|--|--|--|--|
| Section Times | 1:00.64 [4] (0:04.43) | 0:56.21 [3] (0:11.03) | 0:45.18 [2] (0:11.55) | 0:33.63 [2] (0:10.96) | 0:22.67 [2] (0:10.84) | 0:11.83 [2] (0:11.83) | | | | | | | | |
| Average Speed [km/h] | 40.7 | 64.7 | 62.4 | 65.8 | 66.4 | 60.8 | | | | | | | | |
| Top Speed [km/h] | 57.2 | 67.0 | 66.2 | 66.8 | 66.9 | 64.8 | | | | | | | | |
| Avg. Dist. to Rail [m] | 0.9 | 1.5 | 1.6 | 2.6 | 2.6 | 2.8 | | | | | | | | |
| Avg. Stride Freq. [Hz] | 2.5 | 2.5 | 2.5 | 2.5 | 2.5 | 2.4 | | | | | | | | |
| Avg. Stride Length [m] | 4.3 | 7.1 | 7.0 | 7.2 | 7.3 | 6.9 | | | | | | | | |





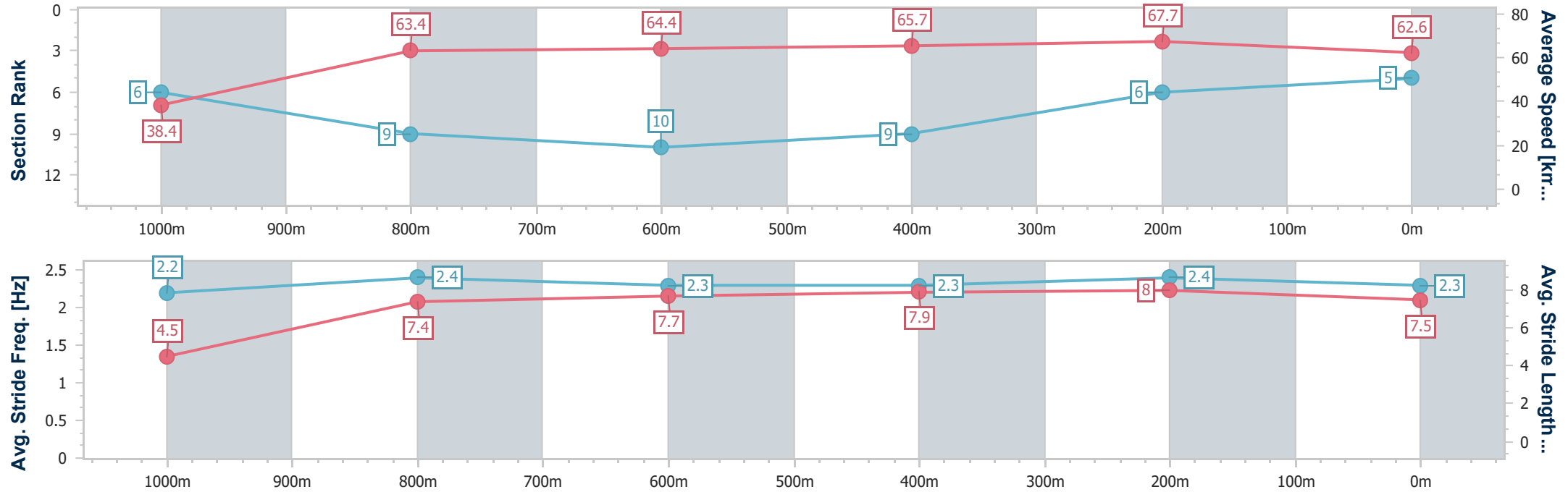
| | |
|--------------------------------|-------------------|
| Horse/Jockey Name | El Fortress |
| Final Rank | 5 |
| Fastest Section Time (Section) | 0:04.73 (Overall) |
| Top Speed [km/h] (Section) | 68.8 (400m) |
| Race State | Finished |



RockhamptonProfessional
Race 1: PARKHURST QUALITY MEATS Maiden Handicap - 1050m
04 July 2025 - 12:25
Track Rating: Soft 5, Weather: Fine, Rail Position: +2.5m Entire



| Section | Overall | 1000m | 800m | 600m | 400m | 200m | | | | | | | | |
|------------------------|--------------------------|--------------------------|--------------------------|---------------------------|--------------------------|--------------------------|--|--|--|--|--|--|--|--|
| Section Times | 1:00.95 [5] (0:04.73) | 0:56.22 [6] (0:11.61) | 0:44.61 [9] (0:11.50) | 0:33.11 [10] (0:10.98) | 0:22.13 [9] (0:10.64) | 0:11.49 [6] (0:11.49) | | | | | | | | |
| Average Speed [km/h] | 38.4 | 63.4 | 64.4 | 65.7 | 67.7 | 62.6 | | | | | | | | |
| Top Speed [km/h] | 54.8 | 66.3 | 66.3 | 68.5 | 68.8 | 66.3 | | | | | | | | |
| Avg. Dist. to Rail [m] | 11.2 | 4.8 | 3.5 | 5.0 | 7.0 | 8.5 | | | | | | | | |
| Avg. Stride Freq. [Hz] | 2.2 | 2.4 | 2.3 | 2.3 | 2.4 | 2.3 | | | | | | | | |
| Avg. Stride Length [m] | 4.5 | 7.4 | 7.7 | 7.9 | 8.0 | 7.5 | | | | | | | | |





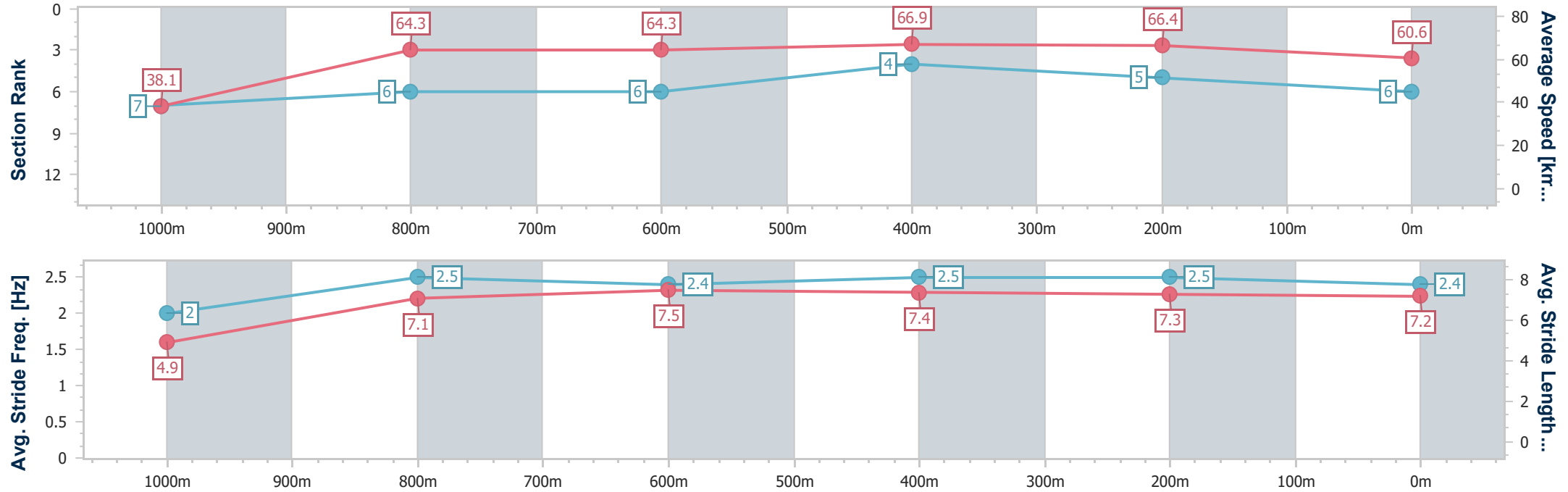
| | |
|--------------------------------|-------------------|
| Horse/Jockey Name | Moochi Starlight |
| Final Rank | 6 |
| Fastest Section Time (Section) | 0:04.76 (Overall) |
| Top Speed [km/h] (Section) | 69.1 (600m) |
| Race State | Finished |



RockhamptonProfessional
Race 1: PARKHURST QUALITY MEATS Maiden Handicap - 1050m
04 July 2025 - 12:25
Track Rating: Soft 5, Weather: Fine, Rail Position: +2.5m Entire



| Section | Overall | 1000m | 800m | 600m | 400m | 200m | | | | | | | |
|------------------------|--------------------------|--------------------------|--------------------------|--------------------------|--------------------------|--------------------------|--|--|--|--|--|--|--|
| Section Times | 1:00.96 [6] (0:04.76) | 0:56.20 [7] (0:11.29) | 0:44.91 [6] (0:11.38) | 0:33.53 [6] (0:10.79) | 0:22.74 [4] (0:10.84) | 0:11.90 [5] (0:11.90) | | | | | | | |
| Average Speed [km/h] | 38.1 | 64.3 | 64.3 | 66.9 | 66.4 | 60.6 | | | | | | | |
| Top Speed [km/h] | 55.5 | 66.9 | 66.8 | 69.1 | 68.0 | 64.7 | | | | | | | |
| Avg. Dist. to Rail [m] | 8.5 | 2.3 | 2.1 | 4.1 | 4.8 | 6.1 | | | | | | | |
| Avg. Stride Freq. [Hz] | 2.0 | 2.5 | 2.4 | 2.5 | 2.5 | 2.4 | | | | | | | |
| Avg. Stride Length [m] | 4.9 | 7.1 | 7.5 | 7.4 | 7.3 | 7.2 | | | | | | | |





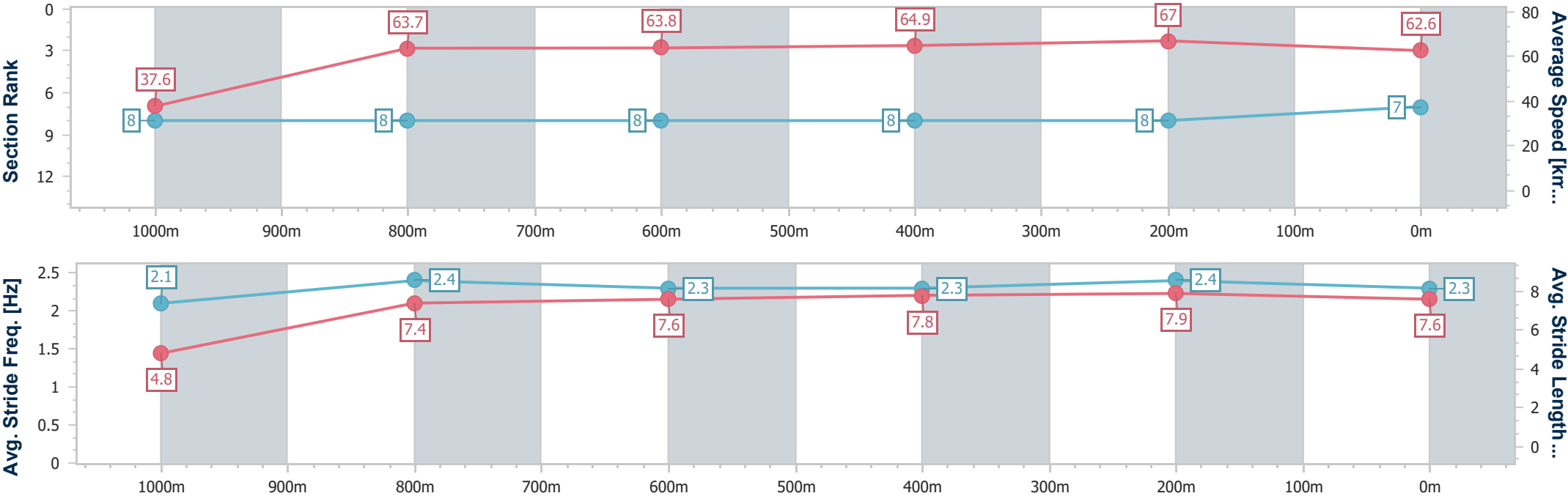
| | |
|--------------------------------|-------------------|
| Horse/Jockey Name | Cryptology |
| Final Rank | 7 |
| Fastest Section Time (Section) | 0:04.79 (Overall) |
| Top Speed [km/h] (Section) | 68.1 (400m) |
| Race State | Finished |



RockhamptonProfessional
Race 1: PARKHURST QUALITY MEATS Maiden Handicap - 1050m
04 July 2025 - 12:25
Track Rating: Soft 5, Weather: Fine, Rail Position: +2.5m Entire



| Section | Overall | 1000m | 800m | 600m | 400m | 200m | | | | | | | |
|------------------------|--------------------------|--------------------------|--------------------------|--------------------------|--------------------------|--------------------------|--|--|--|--|--|--|--|
| Section Times | 1:01.05 [7] (0:04.79) | 0:56.26 [8] (0:11.41) | 0:44.85 [8] (0:11.50) | 0:33.35 [8] (0:11.11) | 0:22.24 [8] (0:10.74) | 0:11.50 [8] (0:11.50) | | | | | | | |
| Average Speed [km/h] | 37.6 | 63.7 | 63.8 | 64.9 | 67.0 | 62.6 | | | | | | | |
| Top Speed [km/h] | 56.1 | 67.4 | 65.5 | 66.8 | 68.1 | 65.8 | | | | | | | |
| Avg. Dist. to Rail [m] | 6.0 | 1.8 | 2.4 | 4.1 | 4.7 | 4.6 | | | | | | | |
| Avg. Stride Freq. [Hz] | 2.1 | 2.4 | 2.3 | 2.3 | 2.4 | 2.3 | | | | | | | |
| Avg. Stride Length [m] | 4.8 | 7.4 | 7.6 | 7.8 | 7.9 | 7.6 | | | | | | | |





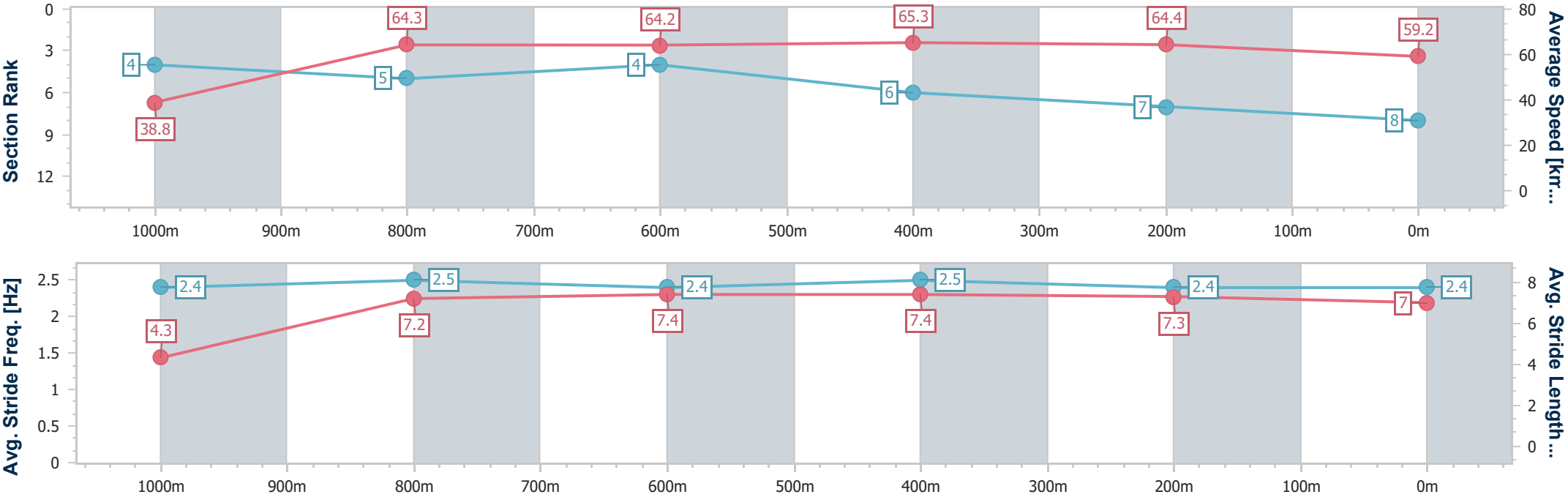
| | |
|--------------------------------|-------------------|
| Horse/Jockey Name | Sardinia |
| Final Rank | 8 |
| Fastest Section Time (Section) | 0:04.66 (Overall) |
| Top Speed [km/h] (Section) | 66.4 (800m) |
| Race State | Finished |



RockhamptonProfessional
Race 1: PARKHURST QUALITY MEATS Maiden Handicap - 1050m
04 July 2025 - 12:25
Track Rating: Soft 5, Weather: Fine, Rail Position: +2.5m Entire



| Section | Overall | 1000m | 800m | 600m | 400m | 200m | | | | | | | | |
|------------------------|--------------------------|--------------------------|--------------------------|--------------------------|--------------------------|--------------------------|--|--|--|--|--|--|--|--|
| Section Times | 1:01.67 [8] (0:04.66) | 0:57.01 [4] (0:11.22) | 0:45.79 [5] (0:11.42) | 0:34.37 [4] (0:11.03) | 0:23.34 [6] (0:11.19) | 0:12.15 [7] (0:12.15) | | | | | | | | |
| Average Speed [km/h] | 38.8 | 64.3 | 64.2 | 65.3 | 64.4 | 59.2 | | | | | | | | |
| Top Speed [km/h] | 56.7 | 66.1 | 66.4 | 66.1 | 66.0 | 62.4 | | | | | | | | |
| Avg. Dist. to Rail [m] | 6.7 | 1.0 | 2.2 | 3.5 | 3.7 | 4.0 | | | | | | | | |
| Avg. Stride Freq. [Hz] | 2.4 | 2.5 | 2.4 | 2.5 | 2.4 | 2.4 | | | | | | | | |
| Avg. Stride Length [m] | 4.3 | 7.2 | 7.4 | 7.4 | 7.3 | 7.0 | | | | | | | | |





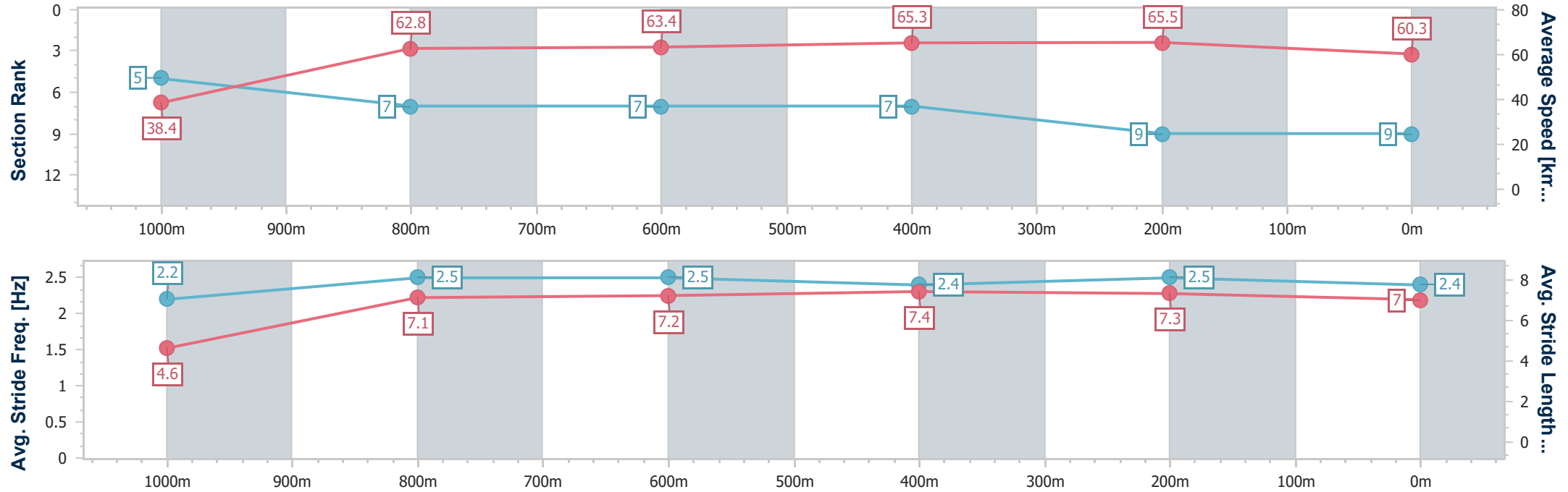
| | |
|--------------------------------|-------------------|
| Horse/Jockey Name | Release Me |
| Final Rank | 9 |
| Fastest Section Time (Section) | 0:04.68 (Overall) |
| Top Speed [km/h] (Section) | 67.0 (600m) |
| Race State | Finished |



RockhamptonProfessional
Race 1: PARKHURST QUALITY MEATS Maiden Handicap - 1050m
04 July 2025 - 12:25
Track Rating: Soft 5, Weather: Fine, Rail Position: +2.5m Entire



| Section | Overall | 1000m | 800m | 600m | 400m | 200m | | | | | | | | |
|------------------------|--------------------------|--------------------------|--------------------------|--------------------------|--------------------------|--------------------------|--|--|--|--|--|--|--|--|
| Section Times | 1:01.70 [9] (0:04.68) | 0:57.02 [5] (0:11.46) | 0:45.56 [7] (0:11.56) | 0:34.00 [7] (0:11.04) | 0:22.96 [7] (0:11.00) | 0:11.96 [9] (0:11.96) | | | | | | | | |
| Average Speed [km/h] | 38.4 | 62.8 | 63.4 | 65.3 | 65.5 | 60.3 | | | | | | | | |
| Top Speed [km/h] | 55.8 | 65.2 | 65.2 | 67.0 | 66.7 | 63.8 | | | | | | | | |
| Avg. Dist. to Rail [m] | 3.7 | 0.4 | 2.2 | 3.6 | 4.0 | 3.4 | | | | | | | | |
| Avg. Stride Freq. [Hz] | 2.2 | 2.5 | 2.5 | 2.4 | 2.5 | 2.4 | | | | | | | | |
| Avg. Stride Length [m] | 4.6 | 7.1 | 7.2 | 7.4 | 7.3 | 7.0 | | | | | | | | |





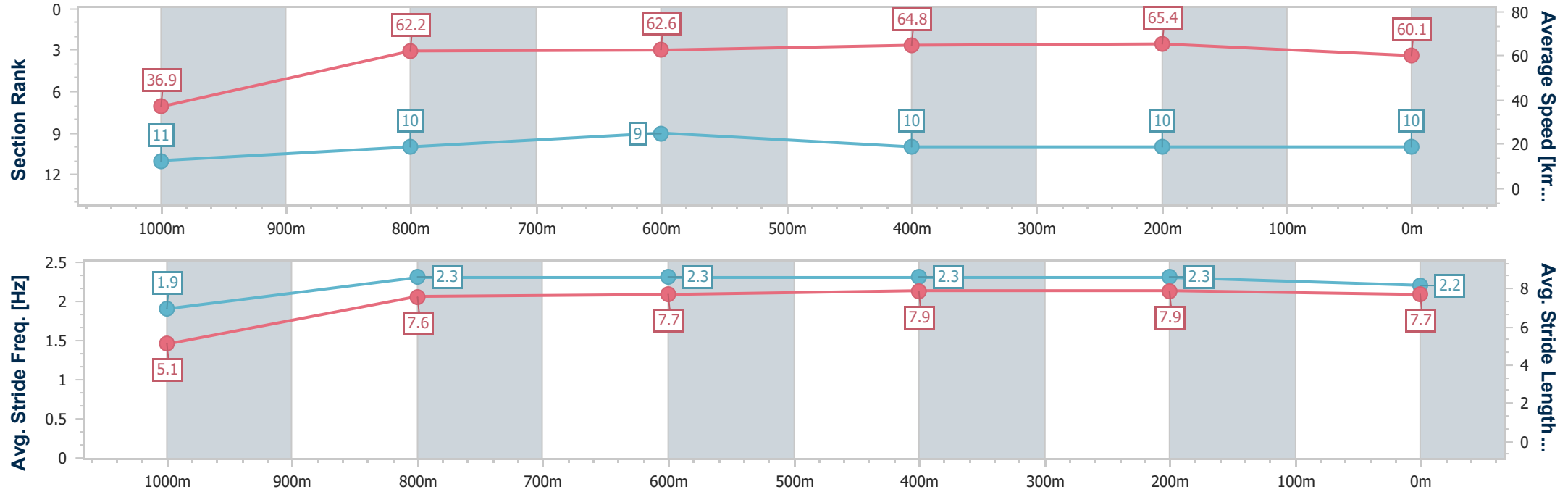
| | |
|--------------------------------|-------------------|
| Horse/Jockey Name | Warhol |
| Final Rank | 10 |
| Fastest Section Time (Section) | 0:04.86 (Overall) |
| Top Speed [km/h] (Section) | 67.6 (400m) |
| Race State | Finished |



RockhamptonProfessional
Race 1: PARKHURST QUALITY MEATS Maiden Handicap - 1050m
04 July 2025 - 12:25
Track Rating: Soft 5, Weather: Fine, Rail Position: +2.5m Entire



| Section | Overall | 1000m | 800m | 600m | 400m | 200m | | | | | | | | |
|------------------------|---------------------------|---------------------------|---------------------------|--------------------------|---------------------------|---------------------------|--|--|--|--|--|--|--|--|
| Section Times | 1:01.93 [10] (0:04.86) | 0:57.07 [11] (0:11.48) | 0:45.59 [10] (0:11.48) | 0:34.11 [9] (0:11.12) | 0:22.99 [10] (0:11.00) | 0:11.99 [10] (0:11.99) | | | | | | | | |
| Average Speed [km/h] | 36.9 | 62.2 | 62.6 | 64.8 | 65.4 | 60.1 | | | | | | | | |
| Top Speed [km/h] | 54.2 | 65.2 | 63.8 | 67.4 | 67.6 | 62.1 | | | | | | | | |
| Avg. Dist. to Rail [m] | 1.3 | 1.6 | 0.9 | 2.4 | 2.5 | 5.5 | | | | | | | | |
| Avg. Stride Freq. [Hz] | 1.9 | 2.3 | 2.3 | 2.3 | 2.3 | 2.2 | | | | | | | | |
| Avg. Stride Length [m] | 5.1 | 7.6 | 7.7 | 7.9 | 7.9 | 7.7 | | | | | | | | |





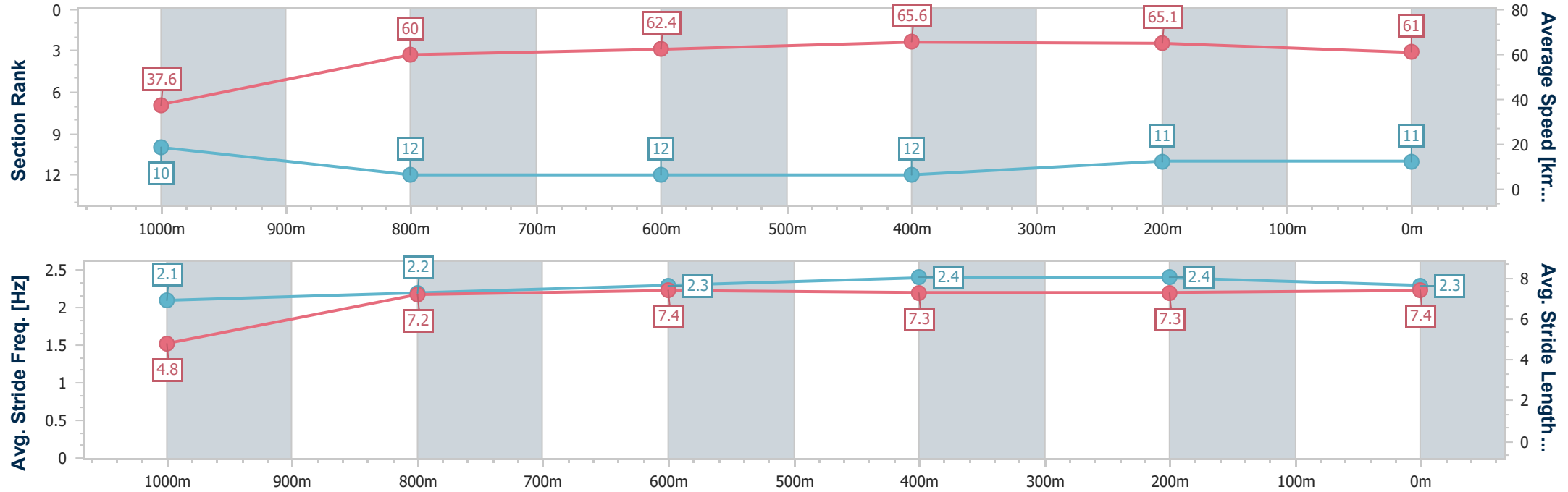
| | |
|--------------------------------|-------------------|
| Horse/Jockey Name | Jolie Apolline |
| Final Rank | 11 |
| Fastest Section Time (Section) | 0:04.81 (Overall) |
| Top Speed [km/h] (Section) | 67.2 (600m) |
| Race State | Finished |



RockhamptonProfessional
Race 1: PARKHURST QUALITY MEATS Maiden Handicap - 1050m
04 July 2025 - 12:25
Track Rating: Soft 5, Weather: Fine, Rail Position: +2.5m Entire



| Section | Overall | 1000m | 800m | 600m | 400m | 200m | | | | | | | | |
|------------------------|---------------------------|---------------------------|---------------------------|---------------------------|---------------------------|---------------------------|--|--|--|--|--|--|--|--|
| Section Times | 1:02.37 [11] (0:04.81) | 0:57.56 [10] (0:12.02) | 0:45.54 [12] (0:11.67) | 0:33.87 [12] (0:10.99) | 0:22.88 [12] (0:11.07) | 0:11.81 [11] (0:11.81) | | | | | | | | |
| Average Speed [km/h] | 37.6 | 60.0 | 62.4 | 65.6 | 65.1 | 61.0 | | | | | | | | |
| Top Speed [km/h] | 52.3 | 61.7 | 63.6 | 67.2 | 66.9 | 63.0 | | | | | | | | |
| Avg. Dist. to Rail [m] | 5.0 | 0.7 | 1.6 | 3.5 | 6.0 | 5.9 | | | | | | | | |
| Avg. Stride Freq. [Hz] | 2.1 | 2.2 | 2.3 | 2.4 | 2.4 | 2.3 | | | | | | | | |
| Avg. Stride Length [m] | 4.8 | 7.2 | 7.4 | 7.3 | 7.3 | 7.4 | | | | | | | | |





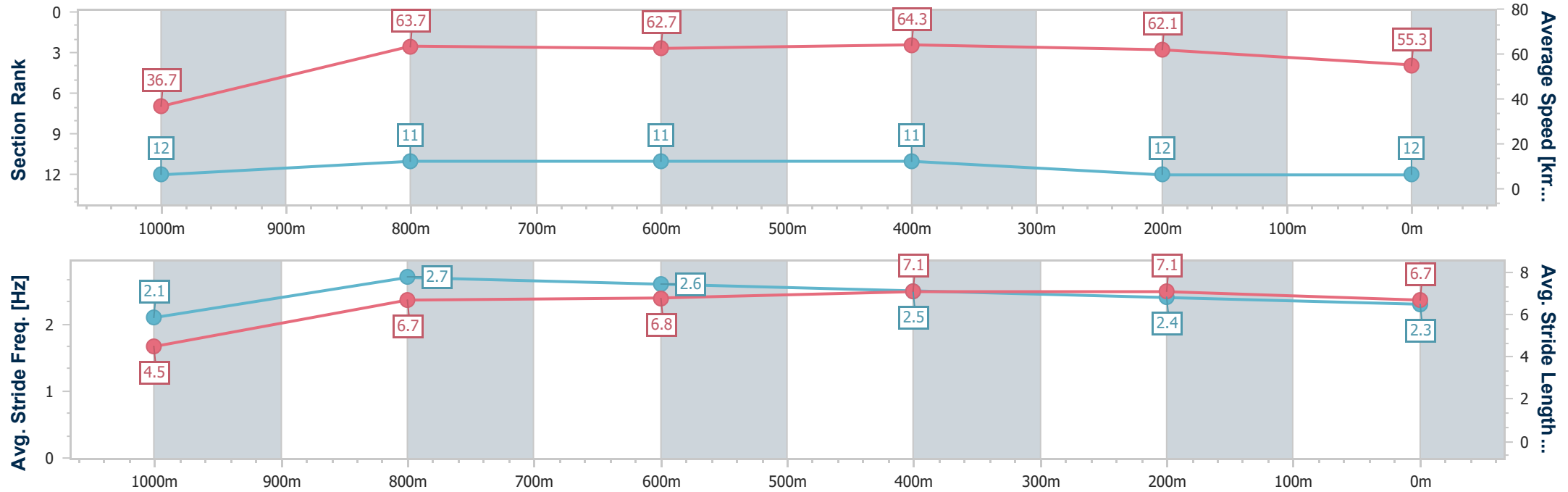
| | |
|--------------------------------|-------------------|
| Horse/Jockey Name | Spider Mcglurk |
| Final Rank | 12 |
| Fastest Section Time (Section) | 0:04.89 (Overall) |
| Top Speed [km/h] (Section) | 65.7 (600m) |
| Race State | Finished |



RockhamptonProfessional
Race 1: PARKHURST QUALITY MEATS Maiden Handicap - 1050m
04 July 2025 - 12:25
Track Rating: Soft 5, Weather: Fine, Rail Position: +2.5m Entire



| Section | Overall | 1000m | 800m | 600m | 400m | 200m | | | | | | | | |
|------------------------|---------------------------|---------------------------|---------------------------|---------------------------|---------------------------|---------------------------|--|--|--|--|--|--|--|--|
| Section Times | 1:03.96 [12] (0:04.89) | 0:59.07 [12] (0:11.46) | 0:47.61 [11] (0:11.76) | 0:35.85 [11] (0:11.21) | 0:24.64 [11] (0:11.61) | 0:13.03 [12] (0:13.03) | | | | | | | | |
| Average Speed [km/h] | 36.7 | 63.7 | 62.7 | 64.3 | 62.1 | 55.3 | | | | | | | | |
| Top Speed [km/h] | 54.6 | 65.5 | 64.4 | 65.7 | 64.6 | 60.0 | | | | | | | | |
| Avg. Dist. to Rail [m] | 9.3 | 3.3 | 2.9 | 4.5 | 4.8 | 5.3 | | | | | | | | |
| Avg. Stride Freq. [Hz] | 2.1 | 2.7 | 2.6 | 2.5 | 2.4 | 2.3 | | | | | | | | |
| Avg. Stride Length [m] | 4.5 | 6.7 | 6.8 | 7.1 | 7.1 | 6.7 | | | | | | | | |





Rockhampton Professional
Race 2: BRISBANE AIRPORT HOTELS GROUP Class 3 Handicap -
1100m
04 July 2025 - 12:57



Track Rating: Soft 5, Weather: Fine, Rail Position: +2.5m Entire

| Section | | | | | | Overall | 1000m | 800m | 600m | 400m | 200m | Last 600m | | |
|-------------|-----|--------------------|---------|---------------------|--------------------|----------------------|----------------------|----------------------|----------------------|----------------------|----------------------|-----------|---------------------------|----|
| Field Times | | | | | | 1:03.28 (0:07.19) | 0:56.09 (0:11.47) | 0:44.62 (0:11.71) | 0:32.91 (0:10.90) | 0:22.01 (0:10.61) | 0:11.40 (0:11.40) | 0:32.91 | | |
| Rank | TAB | Horse/Jockey | Barrier | Top Speed [km/h] | Fastest Section | | | | | | | Margin | Distance Travelled [m] | |
| 1 | 2 | FORTRESS AUSTRALIA | 1 | 69.5 | 0:07.28 | 1:03.28 [1] | 0:56.00 [2] | 0:44.49 [2] | 0:32.91 [2] | 0:22.00 [2] | 0:11.39 [2] | 1:03.28 | 0:32.91 | |
| | | Ashley Butler | | 400m | Overall | (0:07.28) | (0:11.51) | (0:11.58) | (0:10.91) | (0:10.61) | (0:11.39) | | | |
| 2 | 1 | BIOGRAPHER | 6 | 69.6 | 0:07.19 | 1:03.32 [2] | 0:56.13 [1] | 0:44.66 [1] | 0:32.95 [1] | 0:22.05 [1] | 0:11.44 [1] | 0.23L | 0:32.95 | +1 |
| | | Justin Huxtable | | 400m | Overall | (0:07.19) | (0:11.47) | (0:11.71) | (0:10.90) | (0:10.61) | (0:11.44) | | | |
| 3 | 5 | UNIVERSAL HARMONY | 7 | 70.0 | 0:07.40 | 1:03.58 [3] | 0:56.18 [3] | 0:44.75 [3] | 0:32.98 [3] | 0:22.23 [3] | 0:11.55 [3] | 1.76L | 0:32.98 | +4 |
| | | Chris McIver | | 400m | Overall | (0:07.40) | (0:11.43) | (0:11.77) | (0:10.75) | (0:10.68) | (0:11.55) | | | |
| 4 | 3 | CANNY BE BETTER | 2 | 68.5 | 0:07.49 | 1:03.88 [4] | 0:56.39 [4] | 0:44.59 [5] | 0:32.96 [5] | 0:22.14 [5] | 0:11.48 [4] | 3.55L | 0:32.96 | -3 |
| | | Ryan Wiggins | | 600m | Overall | (0:07.49) | (0:11.80) | (0:11.63) | (0:10.82) | (0:10.66) | (0:11.48) | | | |
| 5 | 6 | TOW THE LINE | 5 | 68.1 | 0:07.50 | 1:04.30 [5] | 0:56.80 [5] | 0:45.34 [4] | 0:33.63 [4] | 0:22.72 [4] | 0:11.88 [5] | 5.99L | 0:33.63 | +5 |
| | | Tahlia Fenlon | | 400m | Overall | (0:07.50) | (0:11.46) | (0:11.71) | (0:10.91) | (0:10.84) | (0:11.88) | | | |
| 6 | 8 | FIRE SPHERE | 3 | 67.0 | 0:08.13 | 1:04.93 [6] | 0:56.80 [7] | 0:45.25 [7] | 0:33.81 [7] | 0:22.81 [7] | 0:11.77 [6] | 9.72L | 0:33.81 | -3 |
| | | Nathan Thomas | | 600m | Overall | (0:08.13) | (0:11.55) | (0:11.44) | (0:11.00) | (0:11.04) | (0:11.77) | | | |
| 7 | 9 | FIREUPZOUS | 4 | 66.9 | 0:07.55 | 1:05.06 [7] | 0:57.51 [6] | 0:45.75 [6] | 0:34.08 [6] | 0:23.06 [6] | 0:11.86 [7] | 10.5L | 0:34.08 | +1 |
| | | Amy Graham | | 600m | Overall | (0:07.55) | (0:11.76) | (0:11.67) | (0:11.02) | (0:11.20) | (0:11.86) | | | |

Scratched: Andiron (#7), Drang A Tang (#4)



| | |
|--------------------------------|--------------------|
| Horse/Jockey Name | Fortress Australia |
| Final Rank | 1 |
| Fastest Section Time (Section) | 0:07.28 (Overall) |
| Top Speed [km/h] (Section) | 69.5 (400m) |
| Race State | Finished |

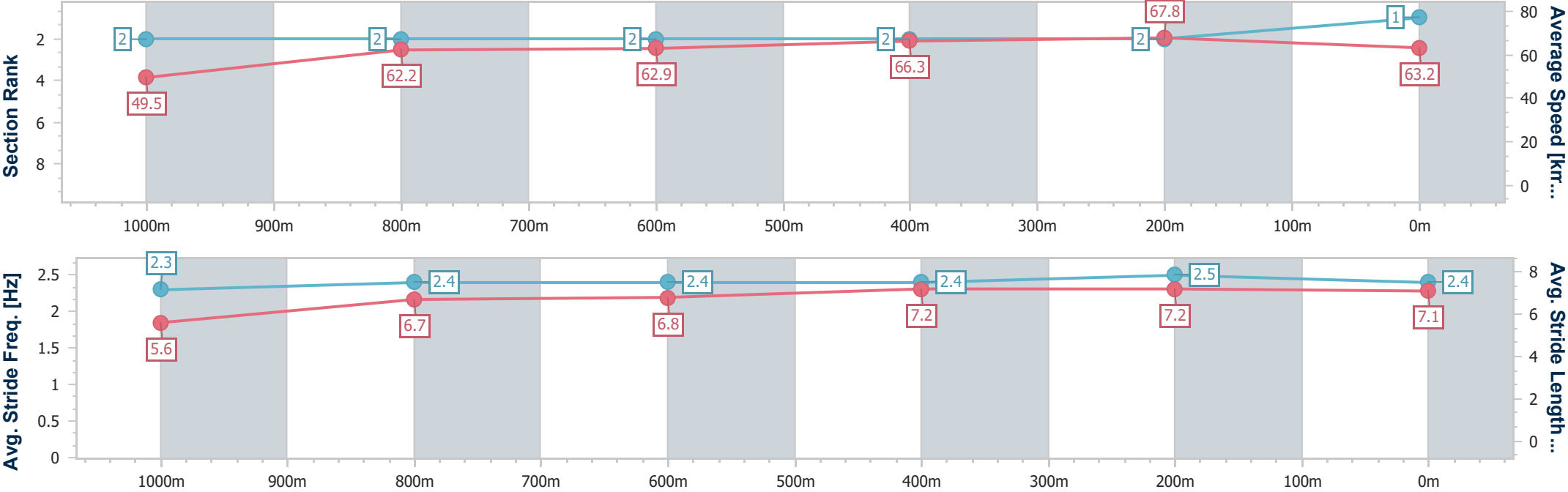


RockhamptonProfessional
Race 2: BRISBANE AIRPORT HOTELS GROUP Class 3
Handicap - 1100m
04 July 2025 - 12:57



Track Rating: Soft 5, Weather: Fine, Rail Position: +2.5m Entire

| Section | Overall | 1000m | 800m | 600m | 400m | 200m | | | | | | | |
|------------------------|--------------------------|--------------------------|--------------------------|--------------------------|--------------------------|--------------------------|--|--|--|--|--|--|--|
| Section Times | 1:03.28 [1] (0:07.28) | 0:56.00 [2] (0:11.51) | 0:44.49 [2] (0:11.58) | 0:32.91 [2] (0:10.91) | 0:22.00 [2] (0:10.61) | 0:11.39 [2] (0:11.39) | | | | | | | |
| Average Speed [km/h] | 49.5 | 62.2 | 62.9 | 66.3 | 67.8 | 63.2 | | | | | | | |
| Top Speed [km/h] | 60.7 | 63.0 | 64.7 | 68.1 | 69.5 | 66.6 | | | | | | | |
| Avg. Dist. to Rail [m] | 3.5 | 0.9 | 1.7 | 2.8 | 2.4 | 0.9 | | | | | | | |
| Avg. Stride Freq. [Hz] | 2.3 | 2.4 | 2.4 | 2.4 | 2.5 | 2.4 | | | | | | | |
| Avg. Stride Length [m] | 5.6 | 6.7 | 6.8 | 7.2 | 7.2 | 7.1 | | | | | | | |





| | |
|--------------------------------|-------------------|
| Horse/Jockey Name | Biographer |
| Final Rank | 2 |
| Fastest Section Time (Section) | 0:07.19 (Overall) |
| Top Speed [km/h] (Section) | 69.6 (400m) |
| Race State | Finished |

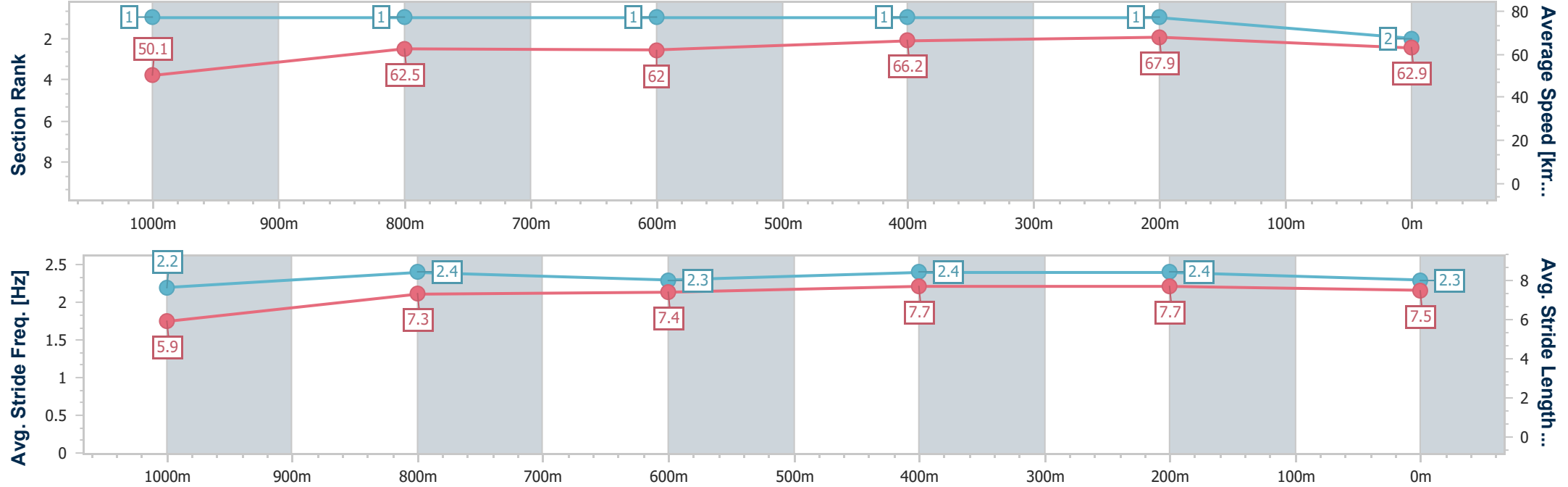


RockhamptonProfessional
Race 2: BRISBANE AIRPORT HOTELS GROUP Class 3
Handicap - 1100m
04 July 2025 - 12:57



Track Rating: Soft 5, Weather: Fine, Rail Position: +2.5m Entire

| Section | Overall | 1000m | 800m | 600m | 400m | 200m | | | | | | | |
|------------------------|--------------------------|--------------------------|--------------------------|--------------------------|--------------------------|--------------------------|--|--|--|--|--|--|--|
| Section Times | 1:03.32 [2] (0:07.19) | 0:56.13 [1] (0:11.47) | 0:44.66 [1] (0:11.71) | 0:32.95 [1] (0:10.90) | 0:22.05 [1] (0:10.61) | 0:11.44 [1] (0:11.44) | | | | | | | |
| Average Speed [km/h] | 50.1 | 62.5 | 62.0 | 66.2 | 67.9 | 62.9 | | | | | | | |
| Top Speed [km/h] | 61.8 | 64.1 | 63.8 | 69.6 | 69.6 | 66.5 | | | | | | | |
| Avg. Dist. to Rail [m] | 7.8 | 0.7 | 1.1 | 2.2 | 2.9 | 3.4 | | | | | | | |
| Avg. Stride Freq. [Hz] | 2.2 | 2.4 | 2.3 | 2.4 | 2.4 | 2.3 | | | | | | | |
| Avg. Stride Length [m] | 5.9 | 7.3 | 7.4 | 7.7 | 7.7 | 7.5 | | | | | | | |





| | |
|--------------------------------|-------------------|
| Horse/Jockey Name | Universal Harmony |
| Final Rank | 3 |
| Fastest Section Time (Section) | 0:07.40 (Overall) |
| Top Speed [km/h] (Section) | 70.0 (400m) |
| Race State | Finished |

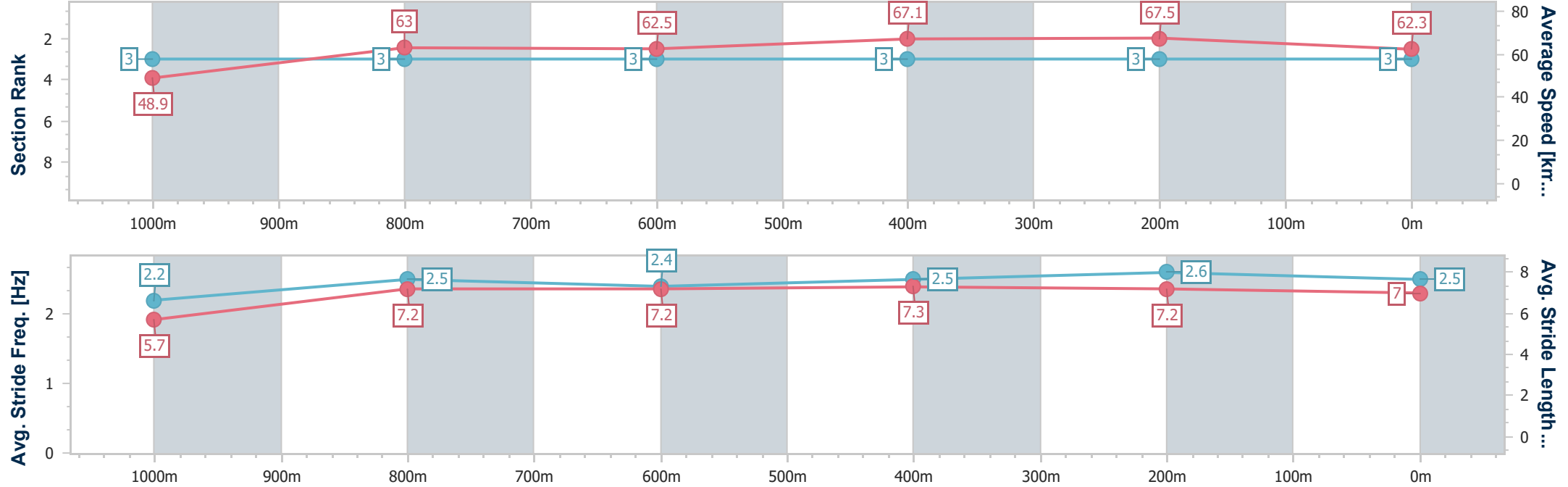


RockhamptonProfessional
Race 2: BRISBANE AIRPORT HOTELS GROUP Class 3
Handicap - 1100m
04 July 2025 - 12:57



Track Rating: Soft 5, Weather: Fine, Rail Position: +2.5m Entire

| Section | Overall | 1000m | 800m | 600m | 400m | 200m | | | | | | | |
|------------------------|--------------------------|--------------------------|--------------------------|--------------------------|--------------------------|--------------------------|--|--|--|--|--|--|--|
| Section Times | 1:03.58 [3] (0:07.40) | 0:56.18 [3] (0:11.43) | 0:44.75 [3] (0:11.77) | 0:32.98 [3] (0:10.75) | 0:22.23 [3] (0:10.68) | 0:11.55 [3] (0:11.55) | | | | | | | |
| Average Speed [km/h] | 48.9 | 63.0 | 62.5 | 67.1 | 67.5 | 62.3 | | | | | | | |
| Top Speed [km/h] | 62.6 | 64.8 | 64.1 | 70.0 | 70.0 | 66.4 | | | | | | | |
| Avg. Dist. to Rail [m] | 8.6 | 0.8 | 2.6 | 3.6 | 3.4 | 3.8 | | | | | | | |
| Avg. Stride Freq. [Hz] | 2.2 | 2.5 | 2.4 | 2.5 | 2.6 | 2.5 | | | | | | | |
| Avg. Stride Length [m] | 5.7 | 7.2 | 7.2 | 7.3 | 7.2 | 7.0 | | | | | | | |





| | |
|--------------------------------|-------------------|
| Horse/Jockey Name | Canny Be Better |
| Final Rank | 4 |
| Fastest Section Time (Section) | 0:07.49 (Overall) |
| Top Speed [km/h] (Section) | 68.5 (600m) |
| Race State | Finished |

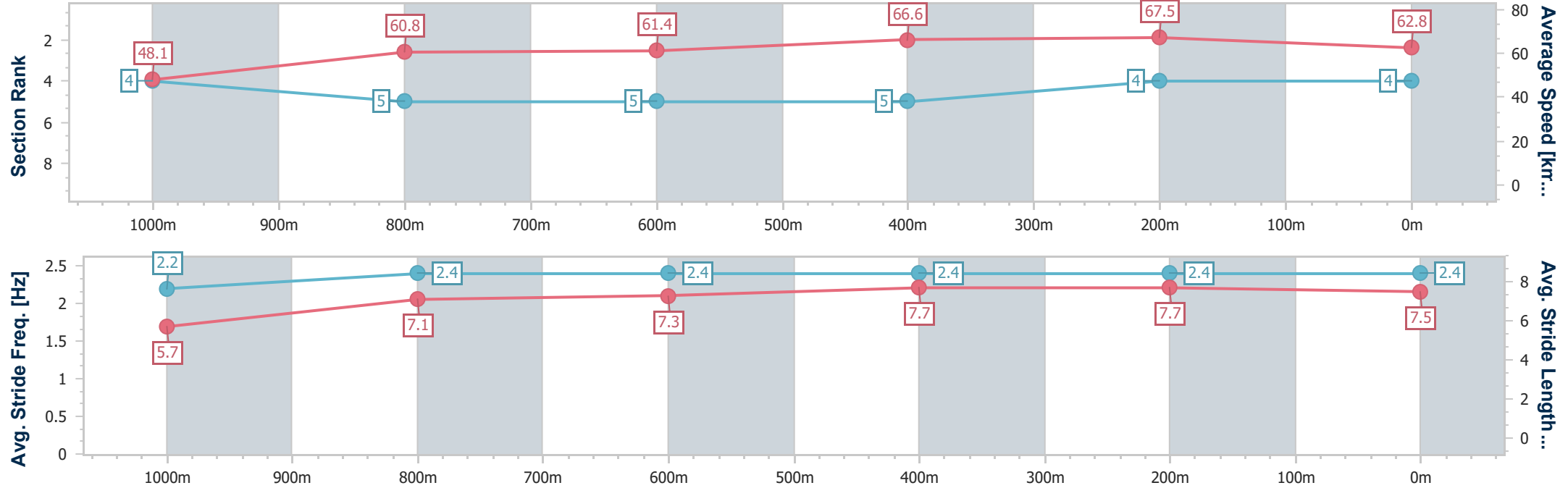


RockhamptonProfessional
Race 2: BRISBANE AIRPORT HOTELS GROUP Class 3
Handicap - 1100m
04 July 2025 - 12:57



Track Rating: Soft 5, Weather: Fine, Rail Position: +2.5m Entire

| Section | Overall | 1000m | 800m | 600m | 400m | 200m | | | | | | | | |
|------------------------|--------------------------|--------------------------|--------------------------|--------------------------|--------------------------|--------------------------|--|--|--|--|--|--|--|--|
| Section Times | 1:03.88 [4] (0:07.49) | 0:56.39 [4] (0:11.80) | 0:44.59 [5] (0:11.63) | 0:32.96 [5] (0:10.82) | 0:22.14 [5] (0:10.66) | 0:11.48 [4] (0:11.48) | | | | | | | | |
| Average Speed [km/h] | 48.1 | 60.8 | 61.4 | 66.6 | 67.5 | 62.8 | | | | | | | | |
| Top Speed [km/h] | 61.1 | 63.8 | 63.8 | 68.5 | 68.1 | 67.4 | | | | | | | | |
| Avg. Dist. to Rail [m] | 4.4 | 0.7 | 0.7 | 1.3 | 1.2 | 2.4 | | | | | | | | |
| Avg. Stride Freq. [Hz] | 2.2 | 2.4 | 2.4 | 2.4 | 2.4 | 2.4 | | | | | | | | |
| Avg. Stride Length [m] | 5.7 | 7.1 | 7.3 | 7.7 | 7.7 | 7.5 | | | | | | | | |





| | |
|--------------------------------|-------------------|
| Horse/Jockey Name | Tow The Line |
| Final Rank | 5 |
| Fastest Section Time (Section) | 0:07.50 (Overall) |
| Top Speed [km/h] (Section) | 68.1 (400m) |
| Race State | Finished |

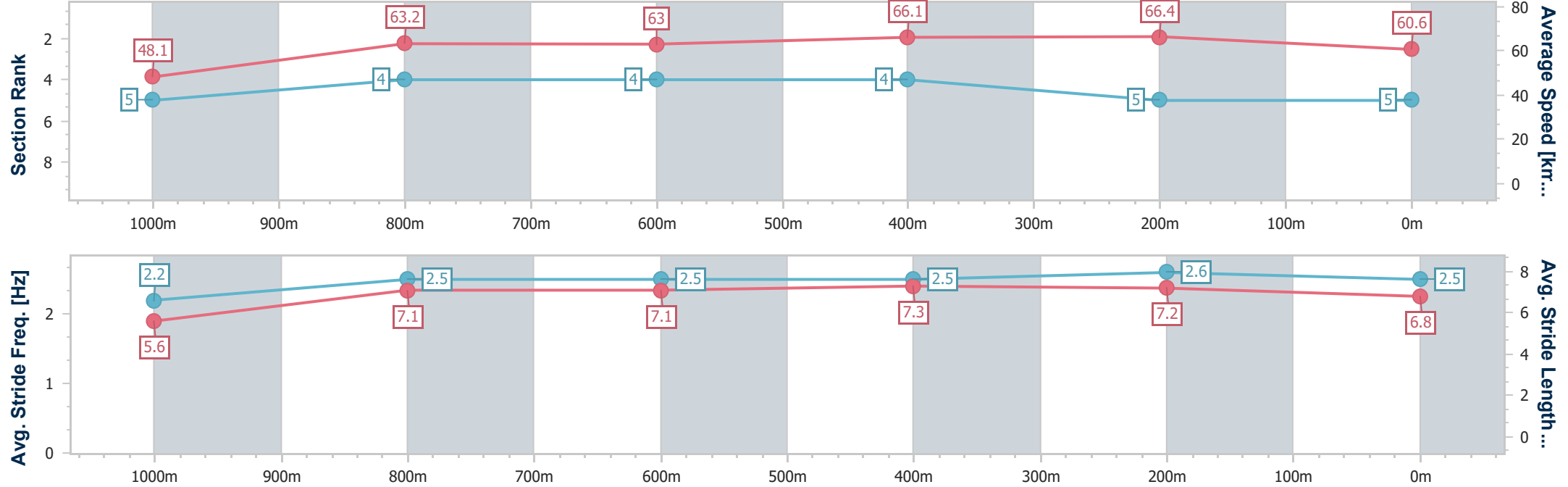


RockhamptonProfessional
Race 2: BRISBANE AIRPORT HOTELS GROUP Class 3
Handicap - 1100m
04 July 2025 - 12:57



Track Rating: Soft 5, Weather: Fine, Rail Position: +2.5m Entire

| Section | Overall | 1000m | 800m | 600m | 400m | 200m | | | | | | | |
|------------------------|--------------------------|--------------------------|--------------------------|--------------------------|--------------------------|--------------------------|--|--|--|--|--|--|--|
| Section Times | 1:04.30 [5] (0:07.50) | 0:56.80 [5] (0:11.46) | 0:45.34 [4] (0:11.71) | 0:33.63 [4] (0:10.91) | 0:22.72 [4] (0:10.84) | 0:11.88 [5] (0:11.88) | | | | | | | |
| Average Speed [km/h] | 48.1 | 63.2 | 63.0 | 66.1 | 66.4 | 60.6 | | | | | | | |
| Top Speed [km/h] | 63.0 | 64.2 | 64.6 | 68.0 | 68.1 | 64.0 | | | | | | | |
| Avg. Dist. to Rail [m] | 7.0 | 1.0 | 3.0 | 4.6 | 4.3 | 5.0 | | | | | | | |
| Avg. Stride Freq. [Hz] | 2.2 | 2.5 | 2.5 | 2.5 | 2.6 | 2.5 | | | | | | | |
| Avg. Stride Length [m] | 5.6 | 7.1 | 7.1 | 7.3 | 7.2 | 6.8 | | | | | | | |





| | |
|--------------------------------|-------------------|
| Horse/Jockey Name | Fire Sphere |
| Final Rank | 6 |
| Fastest Section Time (Section) | 0:08.13 (Overall) |
| Top Speed [km/h] (Section) | 67.0 (600m) |
| Race State | Finished |

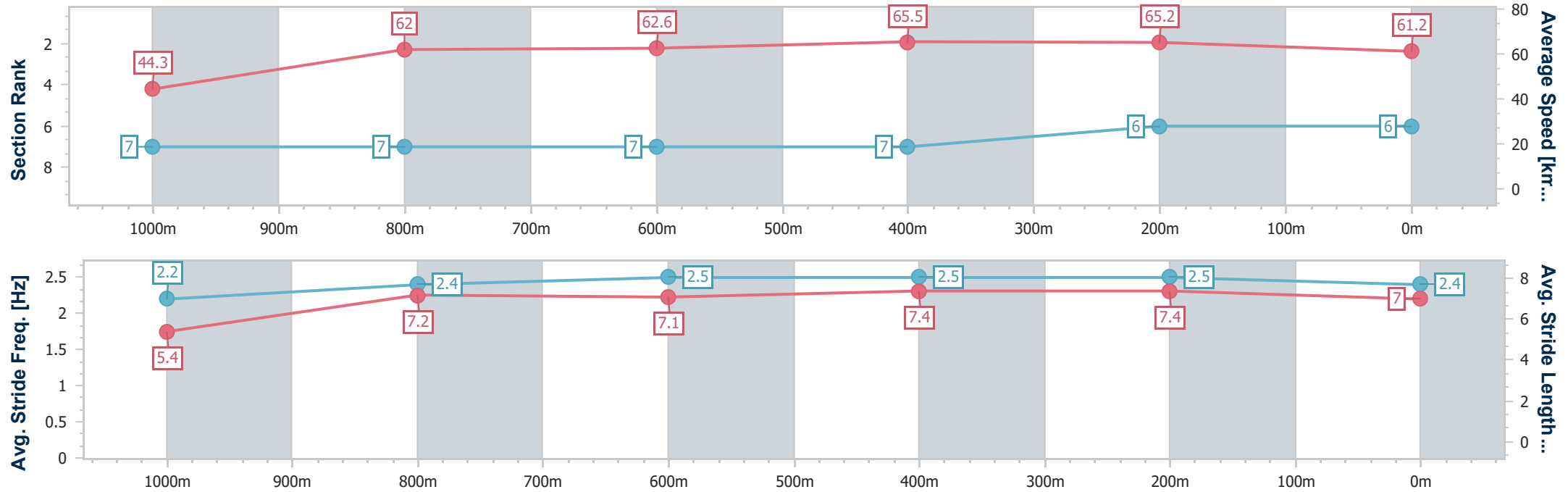


RockhamptonProfessional
Race 2: BRISBANE AIRPORT HOTELS GROUP Class 3
Handicap - 1100m
04 July 2025 - 12:57



Track Rating: Soft 5, Weather: Fine, Rail Position: +2.5m Entire

| Section | Overall | 1000m | 800m | 600m | 400m | 200m | | | | | | | | |
|------------------------|--------------------------|--------------------------|--------------------------|--------------------------|--------------------------|--------------------------|--|--|--|--|--|--|--|--|
| Section Times | 1:04.93 [6] (0:08.13) | 0:56.80 [7] (0:11.55) | 0:45.25 [7] (0:11.44) | 0:33.81 [7] (0:11.00) | 0:22.81 [7] (0:11.04) | 0:11.77 [6] (0:11.77) | | | | | | | | |
| Average Speed [km/h] | 44.3 | 62.0 | 62.6 | 65.5 | 65.2 | 61.2 | | | | | | | | |
| Top Speed [km/h] | 59.2 | 63.6 | 64.7 | 67.0 | 66.5 | 64.1 | | | | | | | | |
| Avg. Dist. to Rail [m] | 5.0 | 0.9 | 1.2 | 1.7 | 3.0 | 3.5 | | | | | | | | |
| Avg. Stride Freq. [Hz] | 2.2 | 2.4 | 2.5 | 2.5 | 2.5 | 2.4 | | | | | | | | |
| Avg. Stride Length [m] | 5.4 | 7.2 | 7.1 | 7.4 | 7.4 | 7.0 | | | | | | | | |





| | |
|--------------------------------|-------------------|
| Horse/Jockey Name | Fireupzous |
| Final Rank | 7 |
| Fastest Section Time (Section) | 0:07.55 (Overall) |
| Top Speed [km/h] (Section) | 66.9 (600m) |
| Race State | Finished |

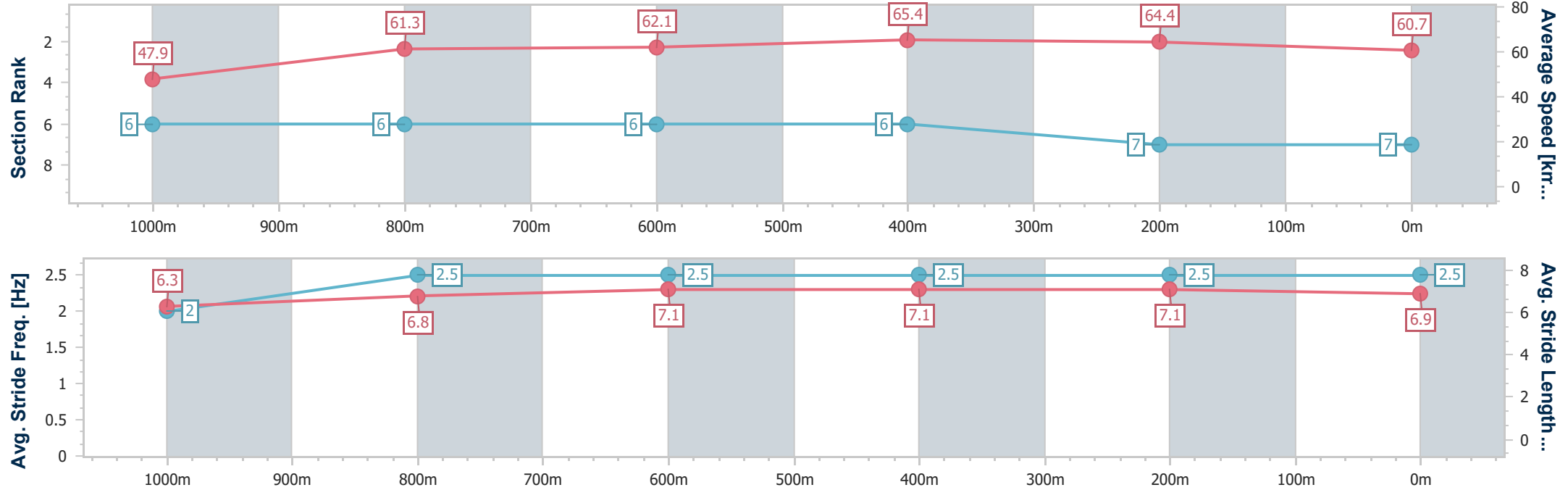


RockhamptonProfessional
Race 2: BRISBANE AIRPORT HOTELS GROUP Class 3
Handicap - 1100m
04 July 2025 - 12:57



Track Rating: Soft 5, Weather: Fine, Rail Position: +2.5m Entire

| Section | Overall | 1000m | 800m | 600m | 400m | 200m | | | | | | | |
|------------------------|--------------------------|--------------------------|--------------------------|--------------------------|--------------------------|--------------------------|--|--|--|--|--|--|--|
| Section Times | 1:05.06 [7] (0:07.55) | 0:57.51 [6] (0:11.76) | 0:45.75 [6] (0:11.67) | 0:34.08 [6] (0:11.02) | 0:23.06 [6] (0:11.20) | 0:11.86 [7] (0:11.86) | | | | | | | |
| Average Speed [km/h] | 47.9 | 61.3 | 62.1 | 65.4 | 64.4 | 60.7 | | | | | | | |
| Top Speed [km/h] | 62.5 | 63.0 | 64.3 | 66.9 | 65.3 | 63.1 | | | | | | | |
| Avg. Dist. to Rail [m] | 6.4 | 0.5 | 1.1 | 2.7 | 2.5 | 3.2 | | | | | | | |
| Avg. Stride Freq. [Hz] | 2.0 | 2.5 | 2.5 | 2.5 | 2.5 | 2.5 | | | | | | | |
| Avg. Stride Length [m] | 6.3 | 6.8 | 7.1 | 7.1 | 7.1 | 6.9 | | | | | | | |





Rockhampton Professional
Race 3: CHAS JONES MEMORIAL QTIS Two-Year-Old Maiden Handicap -
1200m
04 July 2025 - 13:37



Track Rating: Soft 5, Weather: Fine, Rail Position: +2.5m Entire

| Section | | | | | | Overall | 1000m | 800m | 600m | 400m | 200m | Last 600m | |
|-------------|-----|----------------------|---------|---------------------|--------------------|----------------------|----------------------|----------------------|----------------------|----------------------|----------------------|-----------|---------------------------|
| Field Times | | | | | | 1:10.02 (0:13.06) | 0:56.96 (0:10.81) | 0:46.15 (0:12.11) | 0:34.04 (0:11.58) | 0:22.46 (0:11.10) | 0:11.36 (0:11.36) | 0:34.04 | |
| Rank | TAB | Horse/Jockey | Barrier | Top Speed [km/h] | Fastest Section | | | | | | | Margin | Distance Travelled [m] |
| 1 | 14 | STARVECCHIO | 5 | 67.9 | 0:10.95 | 1:10.02 [1] | 0:56.83 [3] | 0:45.88 [3] | 0:33.91 [3] | 0:22.28 [5] | 0:11.28 [2] | 1:10.02 | 0:33.91 |
| | | Les Tilley | | 1000m | 1000m | (0:13.19) | (0:10.95) | (0:11.97) | (0:11.63) | (0:11.00) | (0:11.28) | | |
| 2 | 1 | ENFORCEABLE | 4 | 68.4 | 0:10.81 | 1:10.19 [2] | 0:57.13 [1] | 0:46.32 [1] | 0:34.21 [1] | 0:22.63 [1] | 0:11.53 [1] | 1.01L | 0:34.21 +2 |
| | | Nash Rawiller | | 1000m | 1000m | (0:13.06) | (0:10.81) | (0:12.11) | (0:11.58) | (0:11.10) | (0:11.53) | | |
| 3 | 11 | NEXT LEGACY | 3 | 67.7 | 0:11.06 | 1:10.70 [3] | 0:57.30 [5] | 0:46.24 [5] | 0:34.32 [6] | 0:22.87 [8] | 0:11.59 [7] | 4.01L | 0:34.32 +1 |
| | | Warwick Satherley | | 1000m | 1000m | (0:13.40) | (0:11.06) | (0:11.92) | (0:11.45) | (0:11.28) | (0:11.59) | | |
| 4 | 12 | LADY WILLPOWER | 14 | 67.4 | 0:10.93 | 1:10.74 [4] | 0:56.31 [14] | 0:45.20 [14] | 0:33.81 [13] | 0:22.88 [9] | 0:11.86 [3] | 4.24L | 0:33.81 +5 |
| | | Sean Cormack | | 600m | 600m | (0:14.43) | (0:11.11) | (0:11.39) | (0:10.93) | (0:11.02) | (0:11.86) | | |
| 5 | 4 | GIAPPONESE | 13 | 66.0 | 0:11.12 | 1:10.98 [5] | 0:56.78 [12] | 0:45.61 [12] | 0:34.20 [12] | 0:22.90 [12] | 0:11.78 [8] | 5.63L | 0:34.20 +5 |
| | | Justin Stanley | | 800m | 400m | (0:14.20) | (0:11.17) | (0:11.41) | (0:11.30) | (0:11.12) | (0:11.78) | | |
| 6 | 13 | PACIERA | 12 | 69.6 | 0:10.83 | 1:11.11 [6] | 0:58.00 [2] | 0:47.17 [2] | 0:35.07 [2] | 0:23.53 [2] | 0:12.18 [4] | 6.44L | 0:35.07 +4 |
| | | Corey Bayliss | | 1000m | 1000m | (0:13.11) | (0:10.83) | (0:12.10) | (0:11.54) | (0:11.35) | (0:12.18) | | |
| 7 | 7 | STRAIGHT BLAST | 7 | 66.0 | 0:11.06 | 1:11.25 [7] | 0:57.35 [11] | 0:46.29 [10] | 0:34.66 [9] | 0:23.20 [11] | 0:12.00 [10] | 7.28L | 0:34.66 +4 |
| | | Chris McIver | | 1000m | 1000m | (0:13.90) | (0:11.06) | (0:11.63) | (0:11.46) | (0:11.20) | (0:12.00) | | |
| 8 | 8 | VIKING SUN | 10 | 66.3 | 0:11.12 | 1:11.32 [8] | 0:57.55 [9] | 0:46.29 [11] | 0:34.63 [10] | 0:23.51 [6] | 0:12.26 [6] | 7.66L | 0:34.63 +9 |
| | | Raul Silvera Olivera | | 600m | 600m | (0:13.77) | (0:11.26) | (0:11.66) | (0:11.12) | (0:11.25) | (0:12.26) | | |
| 9 | 10 | MILK MAID | 8 | 66.9 | 0:11.19 | 1:11.48 [9] | 0:58.02 [6] | 0:46.83 [8] | 0:35.14 [5] | 0:23.86 [3] | 0:12.45 [5] | 8.6L | 0:35.14 +8 |
| | | Ryan Wiggins | | 1000m | 1000m | (0:13.46) | (0:11.19) | (0:11.69) | (0:11.28) | (0:11.41) | (0:12.45) | | |
| 10 | 2 | WHATTA MISSION | 11 | 67.3 | 0:11.01 | 1:11.65 [10] | 0:58.34 [4] | 0:47.33 [4] | 0:35.38 [4] | 0:23.97 [4] | 0:12.39 [11] | 9.61L | 0:35.38 +4 |
| | | Ashley Butler | | 1000m | 1000m | (0:13.31) | (0:11.01) | (0:11.95) | (0:11.41) | (0:11.58) | (0:12.39) | | |

Scratched: Luna Ready (#16), Better Storm (#3)

Report Created: Fri 4 July 2025 14:15 GMT+10

(Note: Timing is based on position data)

Page 1/16

[] Ranking at each section and finish
-:-:- No data available at this section
NA No data available

SCN Saddle cloth number
DNF Did not finish
DNT Did not track

data processed by  TRIPLESDATA



Rockhampton Professional
Race 3: CHAS JONES MEMORIAL QTIS Two-Year-Old Maiden Handicap -
1200m
04 July 2025 - 13:37



Track Rating: Soft 5, Weather: Fine, Rail Position: +2.5m Entire

| Section | | | | | | Overall | 1000m | 800m | 600m | 400m | 200m | Last 600m | | |
|-------------|-----|--------------------|---------|---------------------|--------------------|----------------------|----------------------|----------------------|----------------------|----------------------|----------------------|-----------|---------|---------------------------|
| Field Times | | | | | | 1:10.02 (0:13.06) | 0:56.96 (0:10.81) | 0:46.15 (0:12.11) | 0:34.04 (0:11.58) | 0:22.46 (0:11.10) | 0:11.36 (0:11.36) | 0:34.04 | | |
| Rank | TAB | Horse/Jockey | Barrier | Top Speed [km/h] | Fastest Section | | | | | | | Margin | | Distance Travelled [m] |
| 11 | 5 | LOVER NOTA FIGHTER | 1 | 66.3 | 0:11.08 | 1:11.77 [11] | 0:57.90 [10] | 0:46.82 [9] | 0:35.04 [11] | 0:23.80 [10] | 0:12.45 [12] | 10.29L | 0:35.04 | +1 |
| | | Jai Williams | | 1000m | 1000m | (0:13.87) | (0:11.08) | (0:11.78) | (0:11.24) | (0:11.35) | (0:12.45) | | | |
| 12 | 6 | NOTFORTHEMONEY | 6 | 67.1 | 0:11.07 | 1:11.78 [12] | 0:58.20 [7] | 0:47.13 [7] | 0:35.29 [7] | 0:23.97 [7] | 0:12.56 [9] | 10.35L | 0:35.29 | +4 |
| | | Justin Huxtable | | 1000m | 1000m | (0:13.58) | (0:11.07) | (0:11.84) | (0:11.32) | (0:11.41) | (0:12.56) | | | |
| 13 | 9 | HEROIC TALENT | 2 | 67.0 | 0:11.02 | 1:13.19 [13] | 0:59.57 [8] | 0:48.55 [6] | 0:36.61 [8] | 0:25.03 [13] | 0:13.36 [13] | 18.64L | 0:36.61 | +4 |
| | | Nathan Thomas | | 1000m | 1000m | (0:13.62) | (0:11.02) | (0:11.94) | (0:11.58) | (0:11.67) | (0:13.36) | | | |
| 14 | 15 | ROTH OF GOD | 9 | 64.8 | 0:11.22 | 1:14.97 [14] | 1:00.76 [13] | 0:49.54 [13] | 0:37.97 [14] | 0:26.18 [14] | 0:13.69 [14] | 29.16L | 0:37.97 | -1 |
| | | Nikki Olzard | | 1000m | 1000m | (0:14.21) | (0:11.22) | (0:11.57) | (0:11.79) | (0:12.49) | (0:13.69) | | | |

Scratched: Luna Ready (#16), Better Storm (#3)



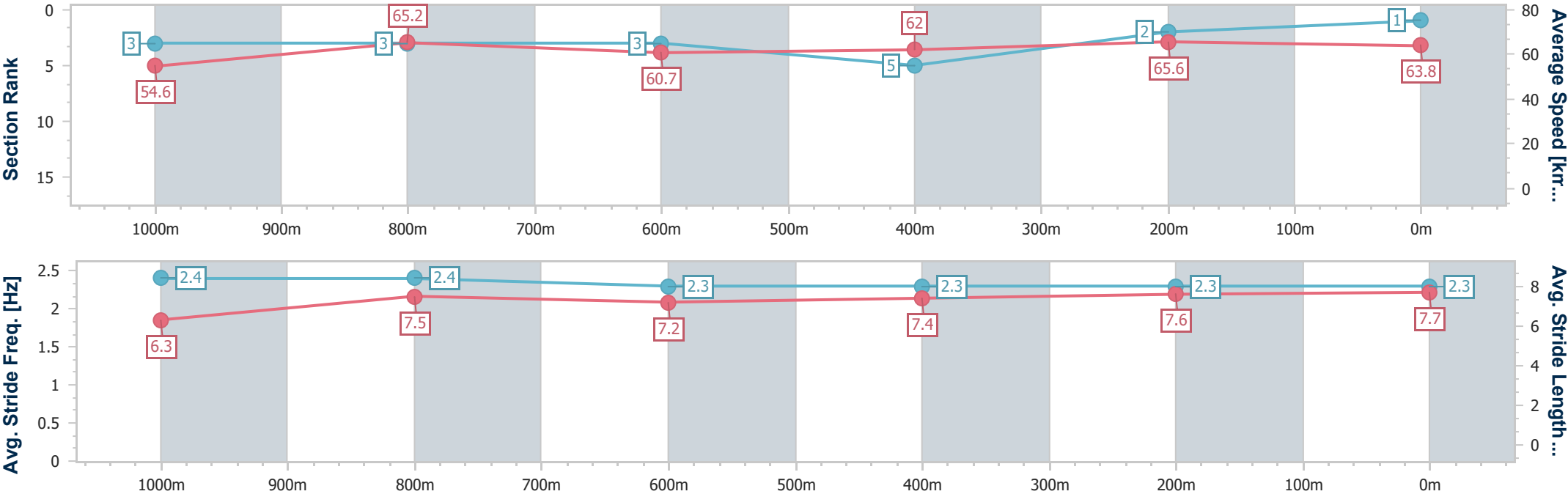
| | |
|--------------------------------|-----------------|
| Horse/Jockey Name | Starvecchio |
| Final Rank | 1 |
| Fastest Section Time (Section) | 0:10.95 (1000m) |
| Top Speed [km/h] (Section) | 67.9 (1000m) |
| Race State | Finished |



RockhamptonProfessional
Race 3: CHAS JONES MEMORIAL QTIS Two-Year-Old Maiden
Handicap - 1200m
04 July 2025 - 13:37
Track Rating: Soft 5, Weather: Fine, Rail Position: +2.5m Entire



| Section | Overall | 1000m | 800m | 600m | 400m | 200m | | | | | | | |
|------------------------|--------------------------|--------------------------|--------------------------|--------------------------|--------------------------|--------------------------|--|--|--|--|--|--|--|
| Section Times | 1:10.02 [1] (0:13.19) | 0:56.83 [3] (0:10.95) | 0:45.88 [3] (0:11.97) | 0:33.91 [3] (0:11.63) | 0:22.28 [5] (0:11.00) | 0:11.28 [2] (0:11.28) | | | | | | | |
| Average Speed [km/h] | 54.6 | 65.2 | 60.7 | 62.0 | 65.6 | 63.8 | | | | | | | |
| Top Speed [km/h] | 66.9 | 67.9 | 63.3 | 65.3 | 65.9 | 66.6 | | | | | | | |
| Avg. Dist. to Rail [m] | 3.0 | 1.1 | 1.8 | 3.0 | 3.0 | 4.9 | | | | | | | |
| Avg. Stride Freq. [Hz] | 2.4 | 2.4 | 2.3 | 2.3 | 2.3 | 2.3 | | | | | | | |
| Avg. Stride Length [m] | 6.3 | 7.5 | 7.2 | 7.4 | 7.6 | 7.7 | | | | | | | |





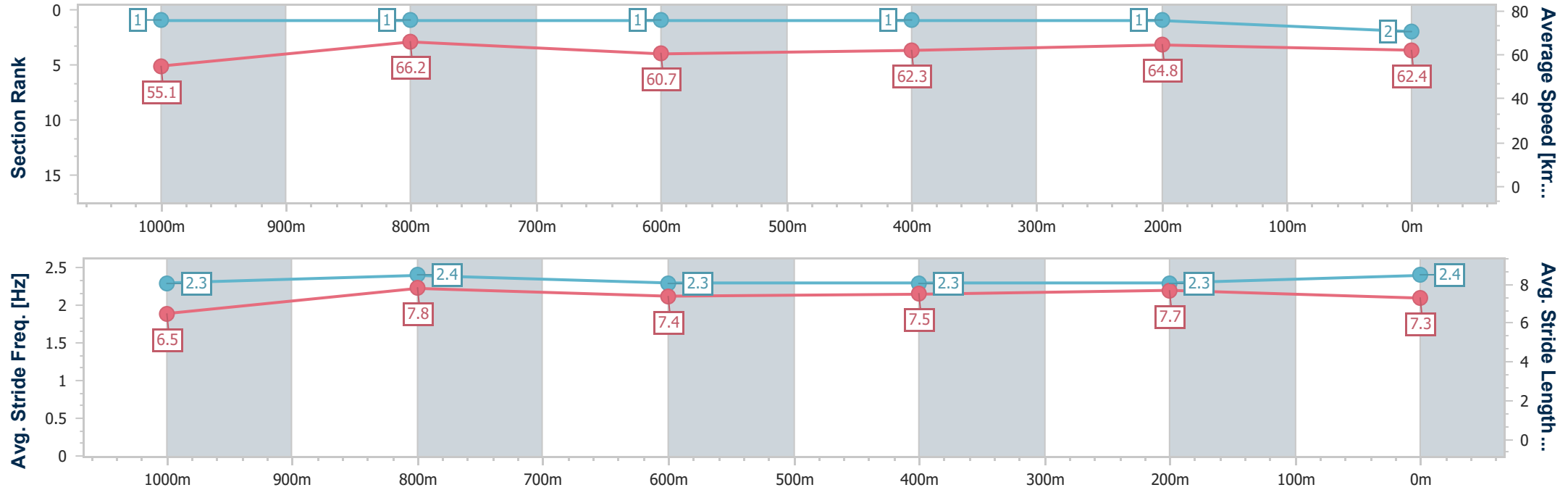
| | |
|--------------------------------|-----------------|
| Horse/Jockey Name | Enforceable |
| Final Rank | 2 |
| Fastest Section Time (Section) | 0:10.81 (1000m) |
| Top Speed [km/h] (Section) | 68.4 (1000m) |
| Race State | Finished |



RockhamptonProfessional
Race 3: CHAS JONES MEMORIAL QTIS Two-Year-Old Maiden
Handicap - 1200m
04 July 2025 - 13:37
Track Rating: Soft 5, Weather: Fine, Rail Position: +2.5m Entire



| Section | Overall | 1000m | 800m | 600m | 400m | 200m | | | | | | | | |
|------------------------|--------------------------|--------------------------|--------------------------|--------------------------|--------------------------|--------------------------|--|--|--|--|--|--|--|--|
| Section Times | 1:10.19 [2] (0:13.06) | 0:57.13 [1] (0:10.81) | 0:46.32 [1] (0:12.11) | 0:34.21 [1] (0:11.58) | 0:22.63 [1] (0:11.10) | 0:11.53 [1] (0:11.53) | | | | | | | | |
| Average Speed [km/h] | 55.1 | 66.2 | 60.7 | 62.3 | 64.8 | 62.4 | | | | | | | | |
| Top Speed [km/h] | 67.8 | 68.4 | 62.9 | 65.2 | 65.3 | 64.8 | | | | | | | | |
| Avg. Dist. to Rail [m] | 2.7 | 1.2 | 2.6 | 2.6 | 2.6 | 3.9 | | | | | | | | |
| Avg. Stride Freq. [Hz] | 2.3 | 2.4 | 2.3 | 2.3 | 2.3 | 2.4 | | | | | | | | |
| Avg. Stride Length [m] | 6.5 | 7.8 | 7.4 | 7.5 | 7.7 | 7.3 | | | | | | | | |





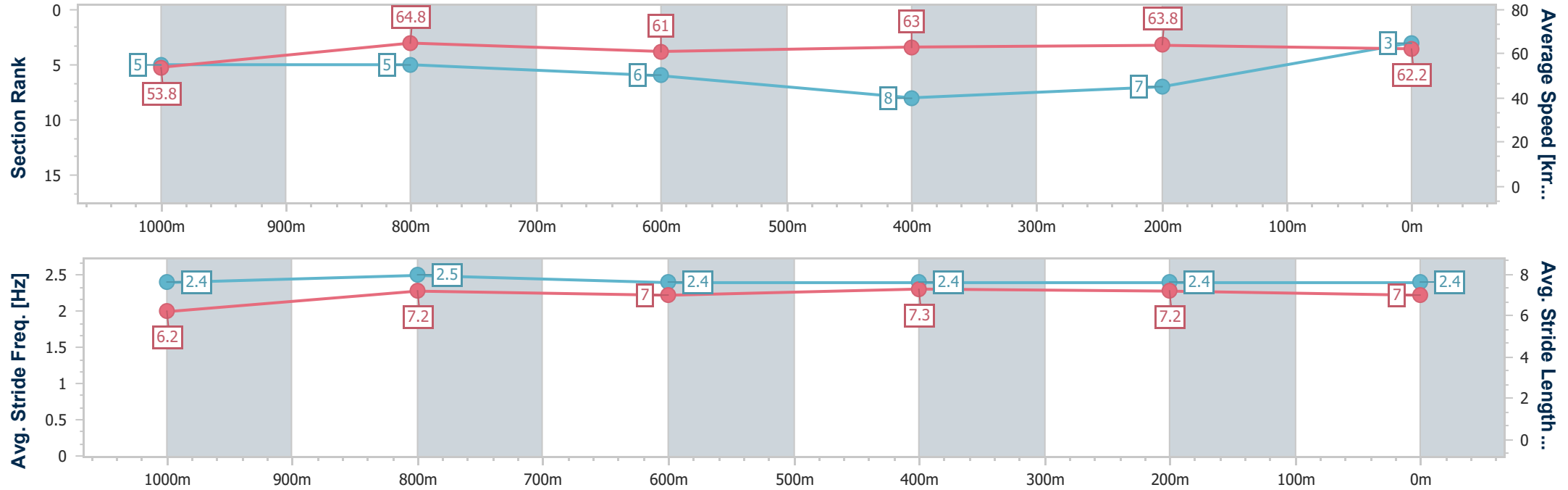
| | |
|--------------------------------|-----------------|
| Horse/Jockey Name | Next Legacy |
| Final Rank | 3 |
| Fastest Section Time (Section) | 0:11.06 (1000m) |
| Top Speed [km/h] (Section) | 67.7 (1000m) |
| Race State | Finished |



RockhamptonProfessional
Race 3: CHAS JONES MEMORIAL QTIS Two-Year-Old Maiden
Handicap - 1200m
04 July 2025 - 13:37
Track Rating: Soft 5, Weather: Fine, Rail Position: +2.5m Entire



| Section | Overall | 1000m | 800m | 600m | 400m | 200m | | | | | | | |
|------------------------|--------------------------|--------------------------|--------------------------|--------------------------|--------------------------|--------------------------|--|--|--|--|--|--|--|
| Section Times | 1:10.70 [3] (0:13.40) | 0:57.30 [5] (0:11.06) | 0:46.24 [5] (0:11.92) | 0:34.32 [6] (0:11.45) | 0:22.87 [8] (0:11.28) | 0:11.59 [7] (0:11.59) | | | | | | | |
| Average Speed [km/h] | 53.8 | 64.8 | 61.0 | 63.0 | 63.8 | 62.2 | | | | | | | |
| Top Speed [km/h] | 66.1 | 67.7 | 62.8 | 64.5 | 64.6 | 63.4 | | | | | | | |
| Avg. Dist. to Rail [m] | 2.0 | 0.8 | 1.5 | 3.4 | 3.8 | 4.4 | | | | | | | |
| Avg. Stride Freq. [Hz] | 2.4 | 2.5 | 2.4 | 2.4 | 2.4 | 2.4 | | | | | | | |
| Avg. Stride Length [m] | 6.2 | 7.2 | 7.0 | 7.3 | 7.2 | 7.0 | | | | | | | |





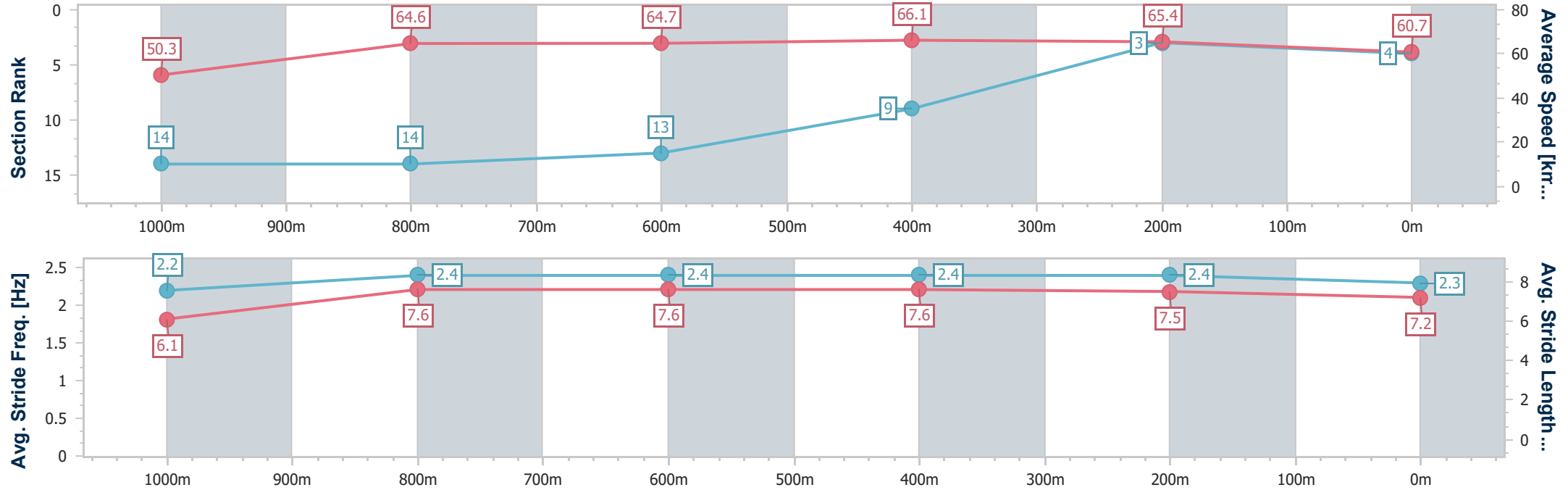
| | |
|--------------------------------|----------------|
| Horse/Jockey Name | Lady Willpower |
| Final Rank | 4 |
| Fastest Section Time (Section) | 0:10.93 (600m) |
| Top Speed [km/h] (Section) | 67.4 (600m) |
| Race State | Finished |



RockhamptonProfessional
Race 3: CHAS JONES MEMORIAL QTIS Two-Year-Old Maiden
Handicap - 1200m
04 July 2025 - 13:37
Track Rating: Soft 5, Weather: Fine, Rail Position: +2.5m Entire



| Section | Overall | 1000m | 800m | 600m | 400m | 200m | | | | | | | | |
|------------------------|--------------------------|---------------------------|---------------------------|---------------------------|--------------------------|--------------------------|--|--|--|--|--|--|--|--|
| Section Times | 1:10.74 [4] (0:14.43) | 0:56.31 [14] (0:11.11) | 0:45.20 [14] (0:11.39) | 0:33.81 [13] (0:10.93) | 0:22.88 [9] (0:11.02) | 0:11.86 [3] (0:11.86) | | | | | | | | |
| Average Speed [km/h] | 50.3 | 64.6 | 64.7 | 66.1 | 65.4 | 60.7 | | | | | | | | |
| Top Speed [km/h] | 63.5 | 66.2 | 66.1 | 67.4 | 66.6 | 63.1 | | | | | | | | |
| Avg. Dist. to Rail [m] | 7.1 | 0.4 | 3.0 | 6.7 | 8.5 | 7.5 | | | | | | | | |
| Avg. Stride Freq. [Hz] | 2.2 | 2.4 | 2.4 | 2.4 | 2.4 | 2.3 | | | | | | | | |
| Avg. Stride Length [m] | 6.1 | 7.6 | 7.6 | 7.6 | 7.5 | 7.2 | | | | | | | | |





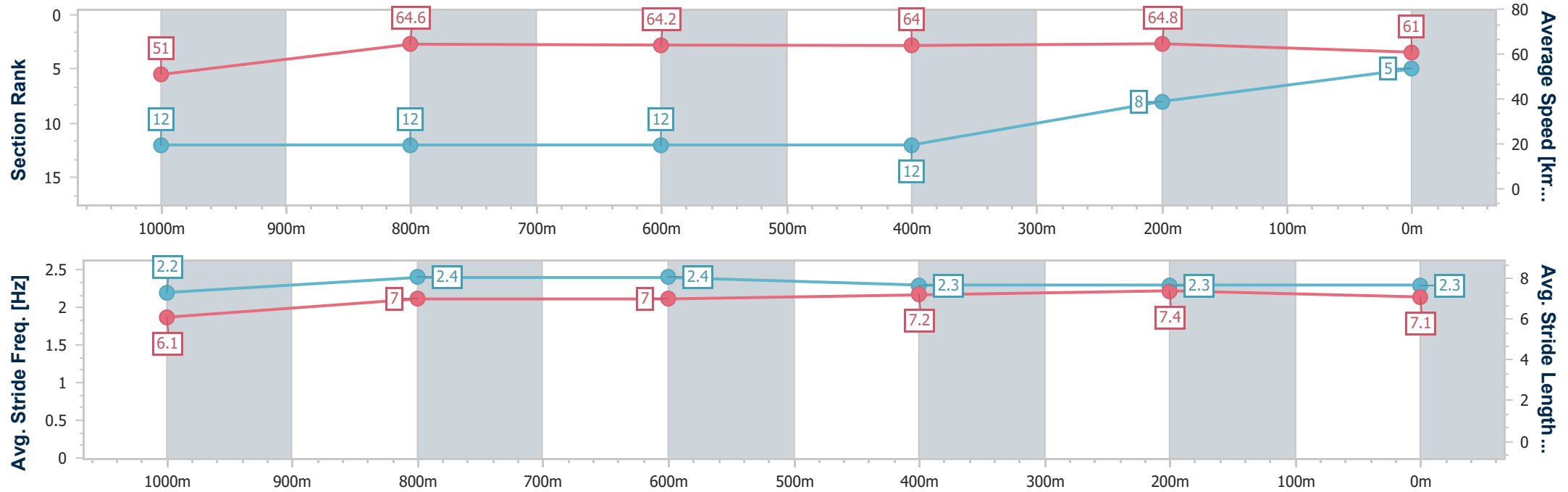
| | |
|--------------------------------|----------------|
| Horse/Jockey Name | Giapponese |
| Final Rank | 5 |
| Fastest Section Time (Section) | 0:11.12 (400m) |
| Top Speed [km/h] (Section) | 66.0 (800m) |
| Race State | Finished |



RockhamptonProfessional
Race 3: CHAS JONES MEMORIAL QTIS Two-Year-Old Maiden
Handicap - 1200m
04 July 2025 - 13:37
Track Rating: Soft 5, Weather: Fine, Rail Position: +2.5m Entire



| Section | Overall | 1000m | 800m | 600m | 400m | 200m | | | | | | | |
|------------------------|--------------------------|---------------------------|---------------------------|---------------------------|---------------------------|--------------------------|--|--|--|--|--|--|--|
| Section Times | 1:10.98 [5] (0:14.20) | 0:56.78 [12] (0:11.17) | 0:45.61 [12] (0:11.41) | 0:34.20 [12] (0:11.30) | 0:22.90 [12] (0:11.12) | 0:11.78 [8] (0:11.78) | | | | | | | |
| Average Speed [km/h] | 51.0 | 64.6 | 64.2 | 64.0 | 64.8 | 61.0 | | | | | | | |
| Top Speed [km/h] | 62.8 | 66.0 | 66.0 | 65.6 | 65.3 | 63.4 | | | | | | | |
| Avg. Dist. to Rail [m] | 7.0 | 0.5 | 2.3 | 4.8 | 8.0 | 10.7 | | | | | | | |
| Avg. Stride Freq. [Hz] | 2.2 | 2.4 | 2.4 | 2.3 | 2.3 | 2.3 | | | | | | | |
| Avg. Stride Length [m] | 6.1 | 7.0 | 7.0 | 7.2 | 7.4 | 7.1 | | | | | | | |





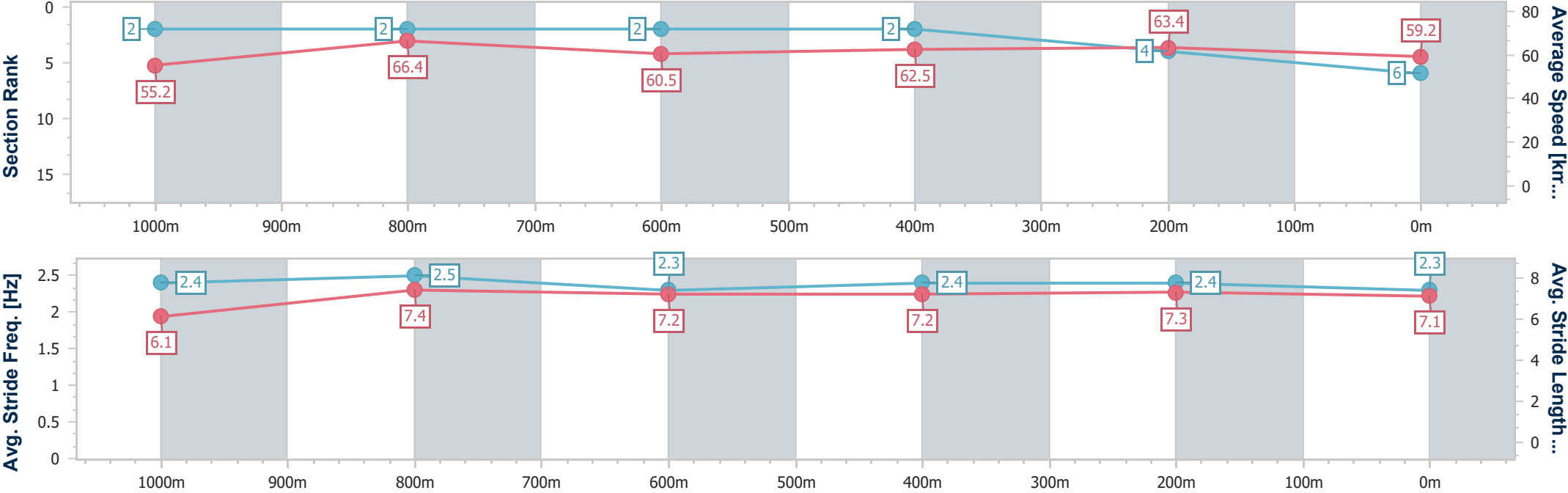
| | |
|--------------------------------|-----------------|
| Horse/Jockey Name | Paciera |
| Final Rank | 6 |
| Fastest Section Time (Section) | 0:10.83 (1000m) |
| Top Speed [km/h] (Section) | 69.6 (1000m) |
| Race State | Finished |



RockhamptonProfessional
Race 3: CHAS JONES MEMORIAL QTIS Two-Year-Old Maiden
Handicap - 1200m
04 July 2025 - 13:37
Track Rating: Soft 5, Weather: Fine, Rail Position: +2.5m Entire



| Section | Overall | 1000m | 800m | 600m | 400m | 200m | | | | | | | |
|------------------------|--------------------------|--------------------------|--------------------------|--------------------------|--------------------------|--------------------------|--|--|--|--|--|--|--|
| Section Times | 1:11.11 [6] (0:13.11) | 0:58.00 [2] (0:10.83) | 0:47.17 [2] (0:12.10) | 0:35.07 [2] (0:11.54) | 0:23.53 [2] (0:11.35) | 0:12.18 [4] (0:12.18) | | | | | | | |
| Average Speed [km/h] | 55.2 | 66.4 | 60.5 | 62.5 | 63.4 | 59.2 | | | | | | | |
| Top Speed [km/h] | 69.0 | 69.6 | 62.6 | 64.7 | 65.0 | 61.1 | | | | | | | |
| Avg. Dist. to Rail [m] | 8.2 | 0.5 | 2.0 | 3.4 | 4.1 | 5.6 | | | | | | | |
| Avg. Stride Freq. [Hz] | 2.4 | 2.5 | 2.3 | 2.4 | 2.4 | 2.3 | | | | | | | |
| Avg. Stride Length [m] | 6.1 | 7.4 | 7.2 | 7.2 | 7.3 | 7.1 | | | | | | | |





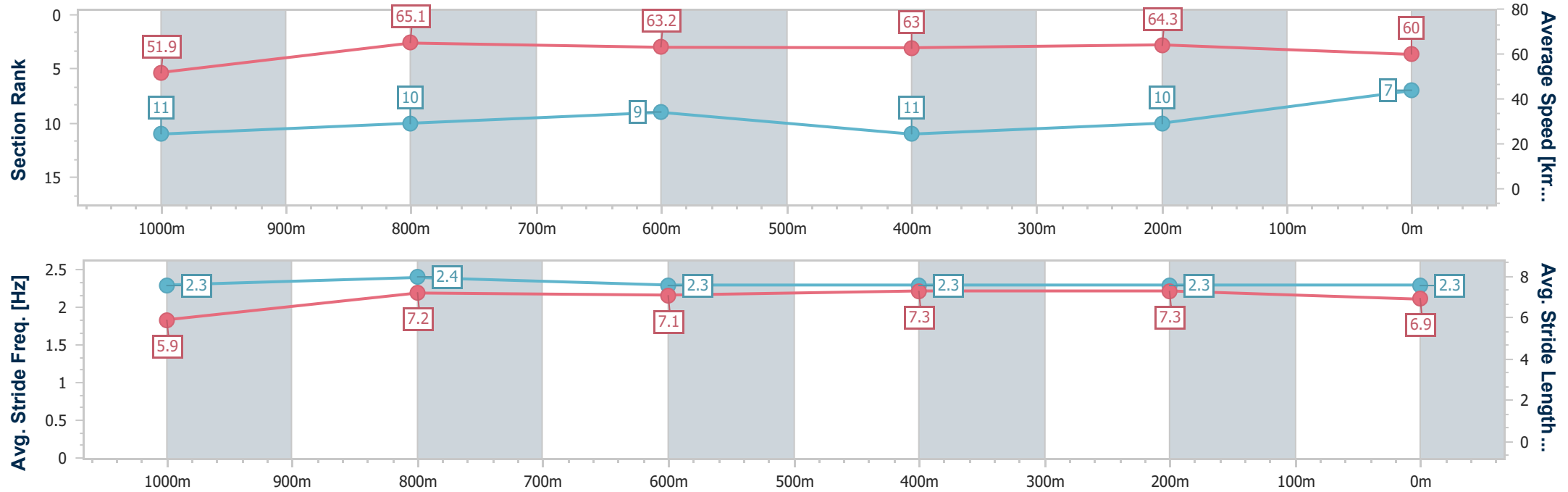
| | |
|--------------------------------|-----------------|
| Horse/Jockey Name | Straight Blast |
| Final Rank | 7 |
| Fastest Section Time (Section) | 0:11.06 (1000m) |
| Top Speed [km/h] (Section) | 66.0 (1000m) |
| Race State | Finished |



RockhamptonProfessional
Race 3: CHAS JONES MEMORIAL QTIS Two-Year-Old Maiden
Handicap - 1200m
04 July 2025 - 13:37
Track Rating: Soft 5, Weather: Fine, Rail Position: +2.5m Entire



| Section | Overall | 1000m | 800m | 600m | 400m | 200m | | | | | | | | |
|------------------------|--------------------------|---------------------------|---------------------------|--------------------------|---------------------------|---------------------------|--|--|--|--|--|--|--|--|
| Section Times | 1:11.25 [7] (0:13.90) | 0:57.35 [11] (0:11.06) | 0:46.29 [10] (0:11.63) | 0:34.66 [9] (0:11.46) | 0:23.20 [11] (0:11.20) | 0:12.00 [10] (0:12.00) | | | | | | | | |
| Average Speed [km/h] | 51.9 | 65.1 | 63.2 | 63.0 | 64.3 | 60.0 | | | | | | | | |
| Top Speed [km/h] | 63.6 | 66.0 | 65.7 | 64.8 | 65.1 | 62.7 | | | | | | | | |
| Avg. Dist. to Rail [m] | 3.2 | 0.4 | 2.7 | 5.7 | 8.7 | 10.8 | | | | | | | | |
| Avg. Stride Freq. [Hz] | 2.3 | 2.4 | 2.3 | 2.3 | 2.3 | 2.3 | | | | | | | | |
| Avg. Stride Length [m] | 5.9 | 7.2 | 7.1 | 7.3 | 7.3 | 6.9 | | | | | | | | |





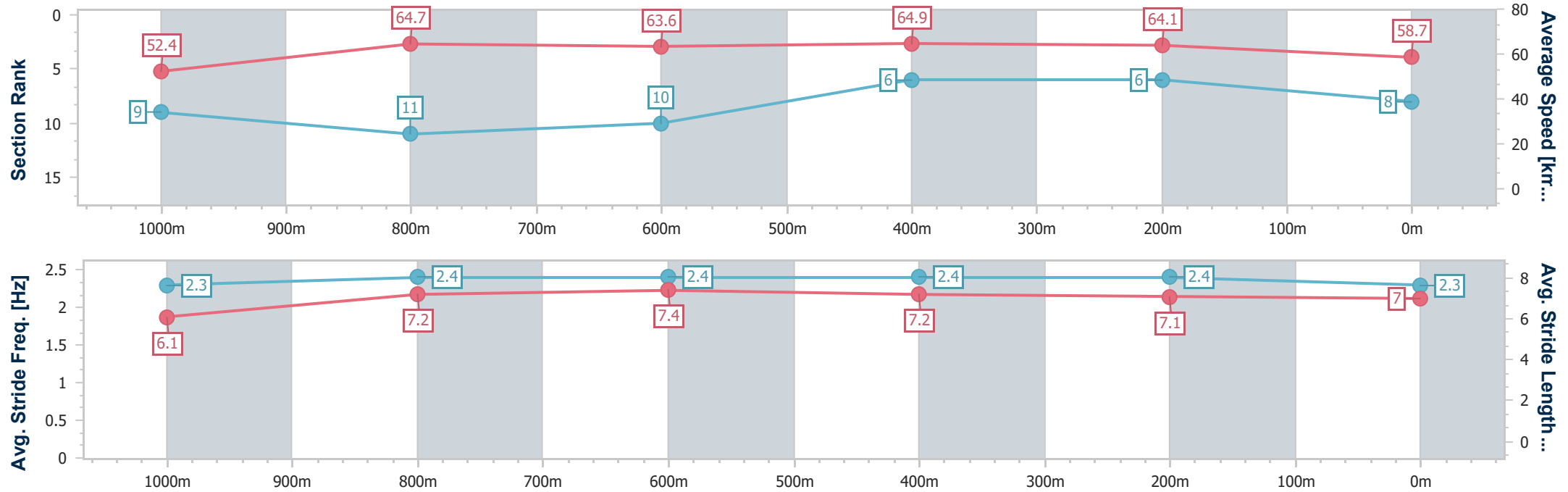
| | |
|--------------------------------|----------------|
| Horse/Jockey Name | Viking Sun |
| Final Rank | 8 |
| Fastest Section Time (Section) | 0:11.12 (600m) |
| Top Speed [km/h] (Section) | 66.3 (600m) |
| Race State | Finished |



RockhamptonProfessional
Race 3: CHAS JONES MEMORIAL QTIS Two-Year-Old Maiden
Handicap - 1200m
04 July 2025 - 13:37
Track Rating: Soft 5, Weather: Fine, Rail Position: +2.5m Entire



| Section | Overall | 1000m | 800m | 600m | 400m | 200m | | | | | | | | |
|------------------------|--------------------------|--------------------------|---------------------------|---------------------------|--------------------------|--------------------------|--|--|--|--|--|--|--|--|
| Section Times | 1:11.32 [8] (0:13.77) | 0:57.55 [9] (0:11.26) | 0:46.29 [11] (0:11.66) | 0:34.63 [10] (0:11.12) | 0:23.51 [6] (0:11.25) | 0:12.26 [6] (0:12.26) | | | | | | | | |
| Average Speed [km/h] | 52.4 | 64.7 | 63.6 | 64.9 | 64.1 | 58.7 | | | | | | | | |
| Top Speed [km/h] | 64.1 | 66.2 | 65.0 | 66.3 | 66.1 | 61.0 | | | | | | | | |
| Avg. Dist. to Rail [m] | 6.9 | 1.9 | 3.8 | 5.3 | 6.5 | 7.5 | | | | | | | | |
| Avg. Stride Freq. [Hz] | 2.3 | 2.4 | 2.4 | 2.4 | 2.4 | 2.3 | | | | | | | | |
| Avg. Stride Length [m] | 6.1 | 7.2 | 7.4 | 7.2 | 7.1 | 7.0 | | | | | | | | |





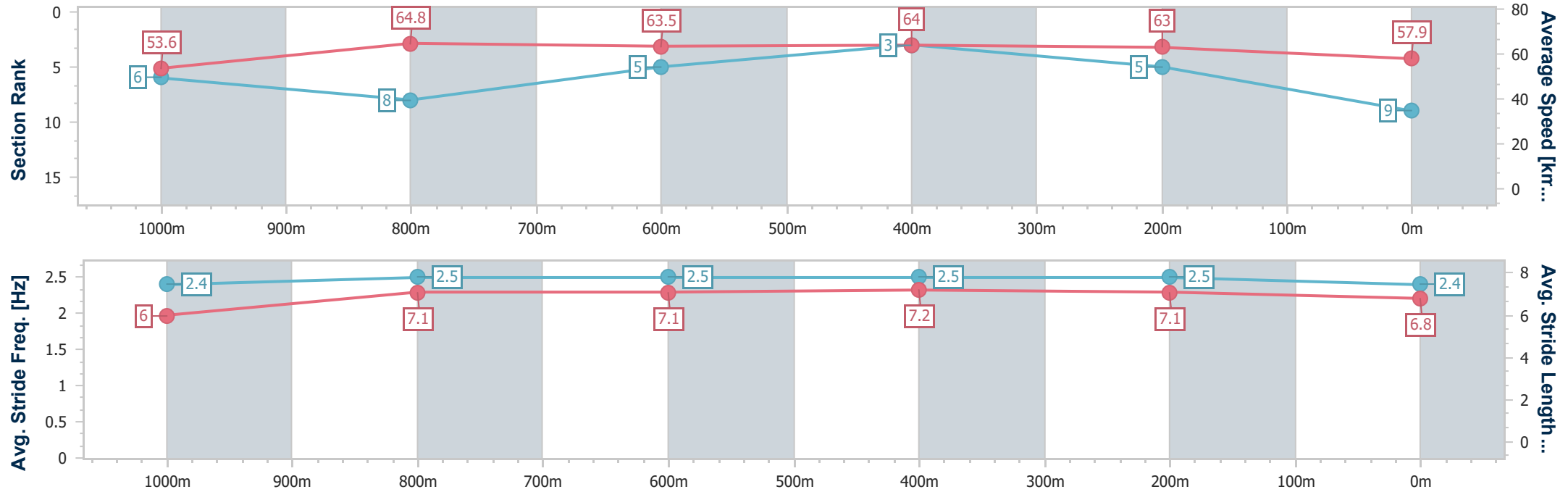
| | |
|--------------------------------|-----------------|
| Horse/Jockey Name | Milk Maid |
| Final Rank | 9 |
| Fastest Section Time (Section) | 0:11.19 (1000m) |
| Top Speed [km/h] (Section) | 66.9 (1000m) |
| Race State | Finished |



RockhamptonProfessional
Race 3: CHAS JONES MEMORIAL QTIS Two-Year-Old Maiden
Handicap - 1200m
04 July 2025 - 13:37
Track Rating: Soft 5, Weather: Fine, Rail Position: +2.5m Entire



| Section | Overall | 1000m | 800m | 600m | 400m | 200m | | | | | | | | |
|------------------------|--------------------------|--------------------------|--------------------------|--------------------------|--------------------------|--------------------------|--|--|--|--|--|--|--|--|
| Section Times | 1:11.48 [9] (0:13.46) | 0:58.02 [6] (0:11.19) | 0:46.83 [8] (0:11.69) | 0:35.14 [5] (0:11.28) | 0:23.86 [3] (0:11.41) | 0:12.45 [5] (0:12.45) | | | | | | | | |
| Average Speed [km/h] | 53.6 | 64.8 | 63.5 | 64.0 | 63.0 | 57.9 | | | | | | | | |
| Top Speed [km/h] | 65.2 | 66.9 | 66.0 | 65.2 | 64.7 | 61.5 | | | | | | | | |
| Avg. Dist. to Rail [m] | 5.6 | 1.4 | 3.8 | 5.2 | 6.5 | 7.5 | | | | | | | | |
| Avg. Stride Freq. [Hz] | 2.4 | 2.5 | 2.5 | 2.5 | 2.5 | 2.4 | | | | | | | | |
| Avg. Stride Length [m] | 6.0 | 7.1 | 7.1 | 7.2 | 7.1 | 6.8 | | | | | | | | |





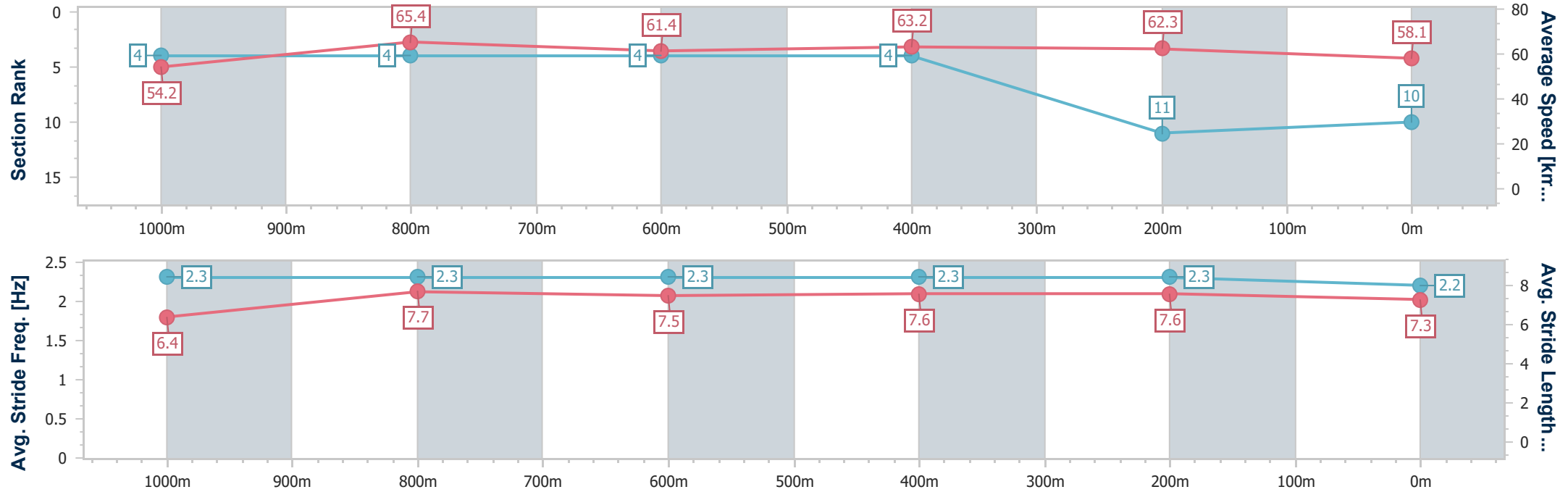
| | |
|--------------------------------|-----------------|
| Horse/Jockey Name | Whatta Mission |
| Final Rank | 10 |
| Fastest Section Time (Section) | 0:11.01 (1000m) |
| Top Speed [km/h] (Section) | 67.3 (1000m) |
| Race State | Finished |



RockhamptonProfessional
Race 3: CHAS JONES MEMORIAL QTIS Two-Year-Old Maiden
Handicap - 1200m
04 July 2025 - 13:37
Track Rating: Soft 5, Weather: Fine, Rail Position: +2.5m Entire



| Section | Overall | 1000m | 800m | 600m | 400m | 200m | | | | | | | | |
|------------------------|---------------------------|--------------------------|--------------------------|--------------------------|--------------------------|---------------------------|--|--|--|--|--|--|--|--|
| Section Times | 1:11.65 [10] (0:13.31) | 0:58.34 [4] (0:11.01) | 0:47.33 [4] (0:11.95) | 0:35.38 [4] (0:11.41) | 0:23.97 [4] (0:11.58) | 0:12.39 [11] (0:12.39) | | | | | | | | |
| Average Speed [km/h] | 54.2 | 65.4 | 61.4 | 63.2 | 62.3 | 58.1 | | | | | | | | |
| Top Speed [km/h] | 65.0 | 67.3 | 65.3 | 64.3 | 64.2 | 61.3 | | | | | | | | |
| Avg. Dist. to Rail [m] | 6.0 | 0.4 | 2.5 | 4.2 | 4.9 | 5.2 | | | | | | | | |
| Avg. Stride Freq. [Hz] | 2.3 | 2.3 | 2.3 | 2.3 | 2.3 | 2.2 | | | | | | | | |
| Avg. Stride Length [m] | 6.4 | 7.7 | 7.5 | 7.6 | 7.6 | 7.3 | | | | | | | | |





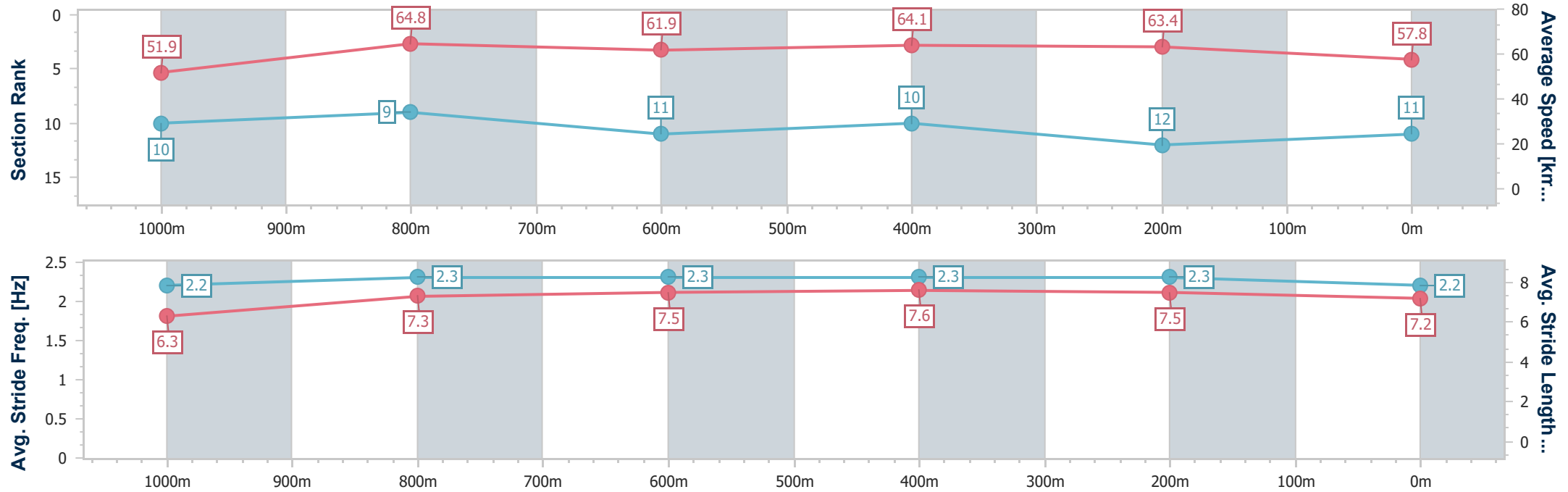
| | |
|--------------------------------|--------------------|
| Horse/Jockey Name | Lover Nota Fighter |
| Final Rank | 11 |
| Fastest Section Time (Section) | 0:11.08 (1000m) |
| Top Speed [km/h] (Section) | 66.3 (1000m) |
| Race State | Finished |



RockhamptonProfessional
Race 3: CHAS JONES MEMORIAL QTIS Two-Year-Old Maiden
Handicap - 1200m
04 July 2025 - 13:37
Track Rating: Soft 5, Weather: Fine, Rail Position: +2.5m Entire



| Section | Overall | 1000m | 800m | 600m | 400m | 200m | | | | | | | |
|------------------------|---------------------------|---------------------------|--------------------------|---------------------------|---------------------------|---------------------------|--|--|--|--|--|--|--|
| Section Times | 1:11.77 [11] (0:13.87) | 0:57.90 [10] (0:11.08) | 0:46.82 [9] (0:11.78) | 0:35.04 [11] (0:11.24) | 0:23.80 [10] (0:11.35) | 0:12.45 [12] (0:12.45) | | | | | | | |
| Average Speed [km/h] | 51.9 | 64.8 | 61.9 | 64.1 | 63.4 | 57.8 | | | | | | | |
| Top Speed [km/h] | 62.1 | 66.3 | 66.3 | 65.4 | 64.6 | 61.4 | | | | | | | |
| Avg. Dist. to Rail [m] | 1.3 | 0.6 | 1.4 | 2.3 | 2.7 | 3.1 | | | | | | | |
| Avg. Stride Freq. [Hz] | 2.2 | 2.3 | 2.3 | 2.3 | 2.3 | 2.2 | | | | | | | |
| Avg. Stride Length [m] | 6.3 | 7.3 | 7.5 | 7.6 | 7.5 | 7.2 | | | | | | | |





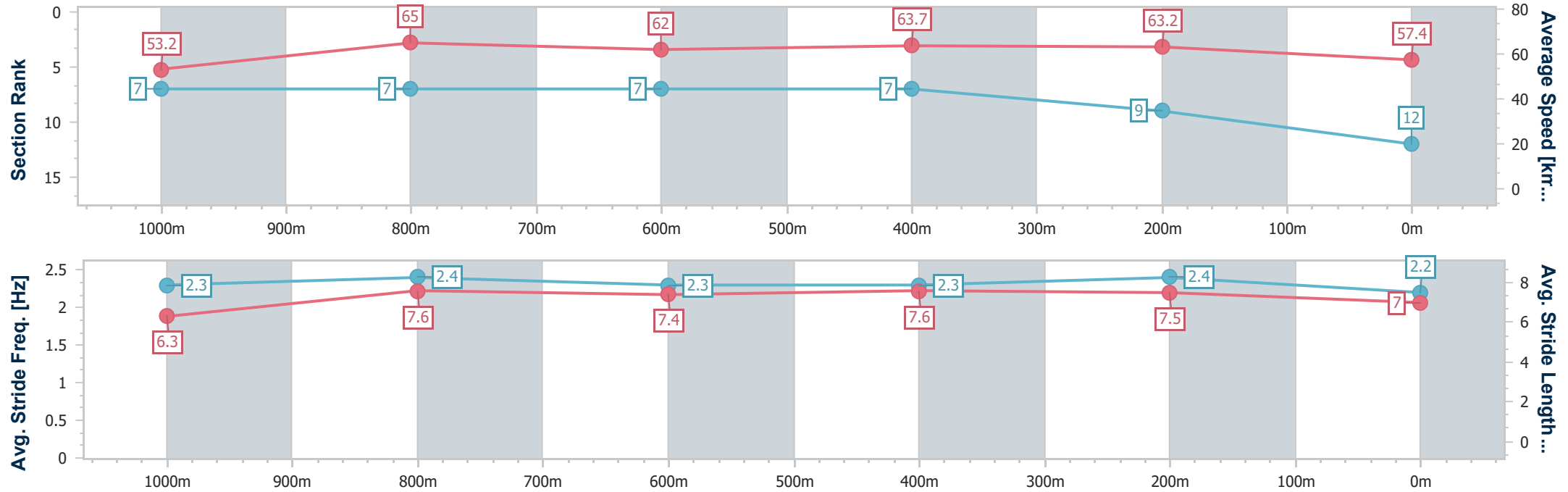
| | |
|--------------------------------|-----------------|
| Horse/Jockey Name | Notforthemoney |
| Final Rank | 12 |
| Fastest Section Time (Section) | 0:11.07 (1000m) |
| Top Speed [km/h] (Section) | 67.1 (1000m) |
| Race State | Finished |



RockhamptonProfessional
Race 3: CHAS JONES MEMORIAL QTIS Two-Year-Old Maiden
Handicap - 1200m
04 July 2025 - 13:37
Track Rating: Soft 5, Weather: Fine, Rail Position: +2.5m Entire



| Section | Overall | 1000m | 800m | 600m | 400m | 200m | | | | | | | | |
|------------------------|---------------------------|--------------------------|--------------------------|--------------------------|--------------------------|--------------------------|--|--|--|--|--|--|--|--|
| Section Times | 1:11.78 [12] (0:13.58) | 0:58.20 [7] (0:11.07) | 0:47.13 [7] (0:11.84) | 0:35.29 [7] (0:11.32) | 0:23.97 [7] (0:11.41) | 0:12.56 [9] (0:12.56) | | | | | | | | |
| Average Speed [km/h] | 53.2 | 65.0 | 62.0 | 63.7 | 63.2 | 57.4 | | | | | | | | |
| Top Speed [km/h] | 65.4 | 67.1 | 64.7 | 65.7 | 65.9 | 60.1 | | | | | | | | |
| Avg. Dist. to Rail [m] | 3.8 | 0.4 | 2.5 | 4.5 | 6.6 | 7.7 | | | | | | | | |
| Avg. Stride Freq. [Hz] | 2.3 | 2.4 | 2.3 | 2.3 | 2.4 | 2.2 | | | | | | | | |
| Avg. Stride Length [m] | 6.3 | 7.6 | 7.4 | 7.6 | 7.5 | 7.0 | | | | | | | | |





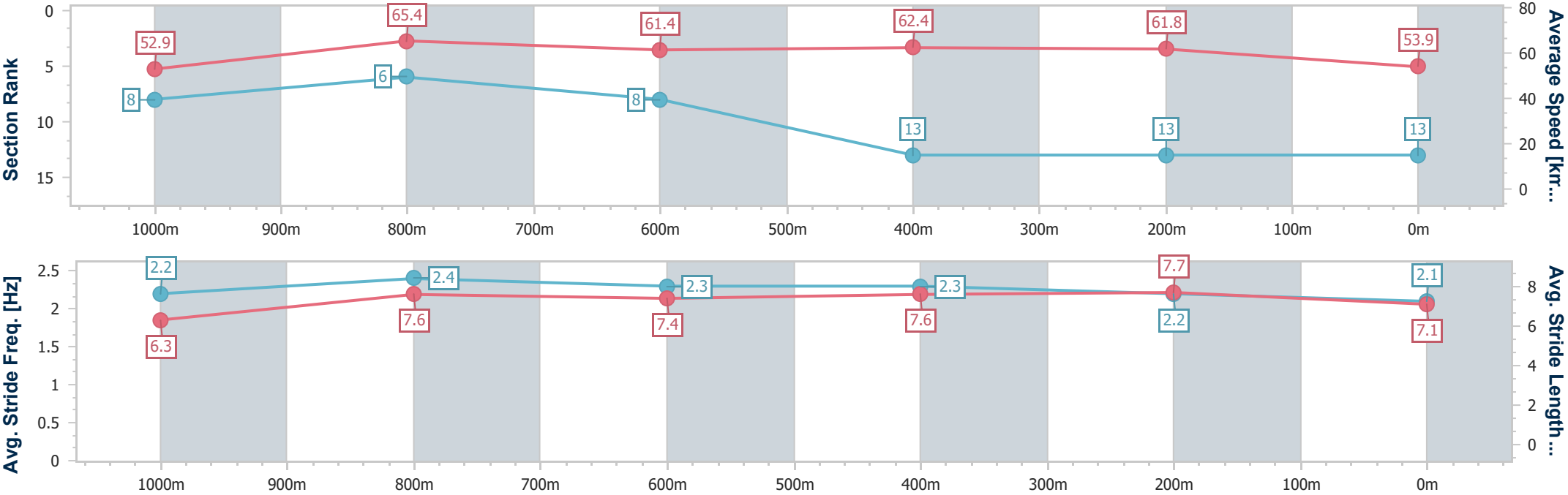
| | |
|--------------------------------|-----------------|
| Horse/Jockey Name | Heroic Talent |
| Final Rank | 13 |
| Fastest Section Time (Section) | 0:11.02 (1000m) |
| Top Speed [km/h] (Section) | 67.0 (1000m) |
| Race State | Finished |



RockhamptonProfessional
Race 3: CHAS JONES MEMORIAL QTIS Two-Year-Old Maiden
Handicap - 1200m
04 July 2025 - 13:37
Track Rating: Soft 5, Weather: Fine, Rail Position: +2.5m Entire



| Section | Overall | 1000m | 800m | 600m | 400m | 200m | | | | | | | | |
|------------------------|---------------------------|--------------------------|--------------------------|--------------------------|---------------------------|---------------------------|--|--|--|--|--|--|--|--|
| Section Times | 1:13.19 [13] (0:13.62) | 0:59.57 [8] (0:11.02) | 0:48.55 [6] (0:11.94) | 0:36.61 [8] (0:11.58) | 0:25.03 [13] (0:11.67) | 0:13.36 [13] (0:13.36) | | | | | | | | |
| Average Speed [km/h] | 52.9 | 65.4 | 61.4 | 62.4 | 61.8 | 53.9 | | | | | | | | |
| Top Speed [km/h] | 65.5 | 67.0 | 63.5 | 63.5 | 63.4 | 58.9 | | | | | | | | |
| Avg. Dist. to Rail [m] | 1.2 | 0.4 | 2.3 | 4.5 | 7.5 | 12.3 | | | | | | | | |
| Avg. Stride Freq. [Hz] | 2.2 | 2.4 | 2.3 | 2.3 | 2.2 | 2.1 | | | | | | | | |
| Avg. Stride Length [m] | 6.3 | 7.6 | 7.4 | 7.6 | 7.7 | 7.1 | | | | | | | | |





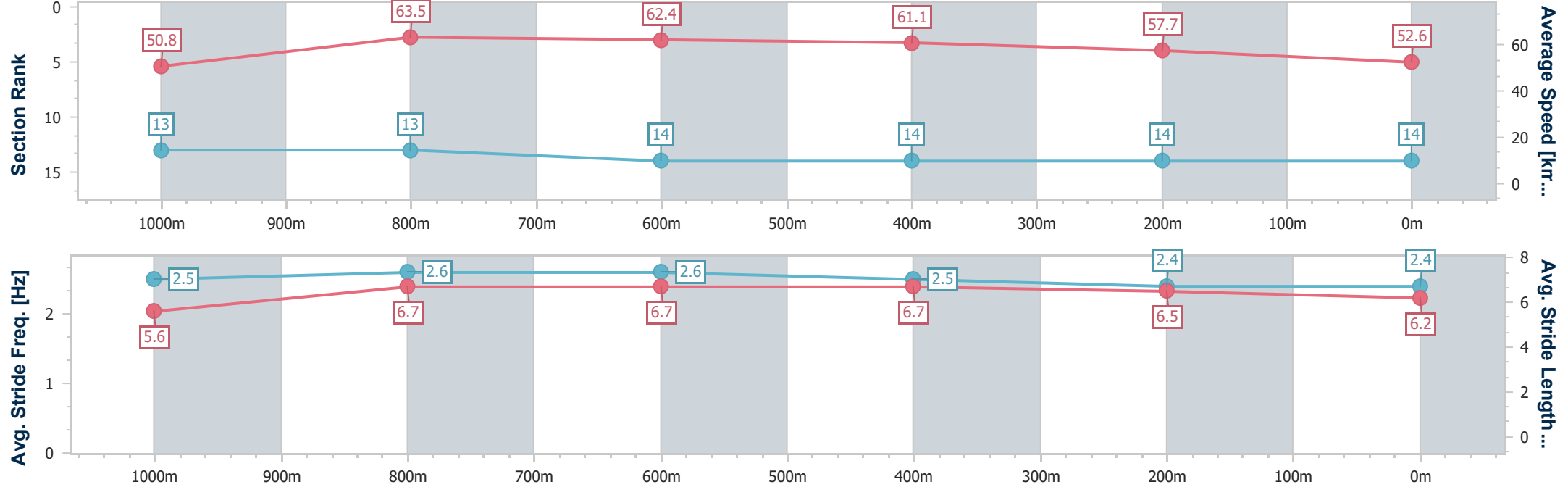
| | |
|--------------------------------|-----------------|
| Horse/Jockey Name | Roth Of God |
| Final Rank | 14 |
| Fastest Section Time (Section) | 0:11.22 (1000m) |
| Top Speed [km/h] (Section) | 64.8 (1000m) |
| Race State | Finished |



RockhamptonProfessional
Race 3: CHAS JONES MEMORIAL QTIS Two-Year-Old Maiden
Handicap - 1200m
04 July 2025 - 13:37
Track Rating: Soft 5, Weather: Fine, Rail Position: +2.5m Entire



| Section | Overall | 1000m | 800m | 600m | 400m | 200m | | | | | | | | |
|------------------------|---------------------------|---------------------------|---------------------------|---------------------------|---------------------------|---------------------------|--|--|--|--|--|--|--|--|
| Section Times | 1:14.97 [14] (0:14.21) | 1:00.76 [13] (0:11.22) | 0:49.54 [13] (0:11.57) | 0:37.97 [14] (0:11.79) | 0:26.18 [14] (0:12.49) | 0:13.69 [14] (0:13.69) | | | | | | | | |
| Average Speed [km/h] | 50.8 | 63.5 | 62.4 | 61.1 | 57.7 | 52.6 | | | | | | | | |
| Top Speed [km/h] | 62.6 | 64.8 | 64.0 | 62.3 | 60.2 | 55.5 | | | | | | | | |
| Avg. Dist. to Rail [m] | 4.7 | 1.6 | 0.8 | 2.0 | 2.2 | 2.1 | | | | | | | | |
| Avg. Stride Freq. [Hz] | 2.5 | 2.6 | 2.6 | 2.5 | 2.4 | 2.4 | | | | | | | | |
| Avg. Stride Length [m] | 5.6 | 6.7 | 6.7 | 6.7 | 6.5 | 6.2 | | | | | | | | |





Rockhampton Professional
Race 4: R'TON MINI LOADS KEN RUSSELL MEMORIAL RATINGS BAND
0 - 58 Handicap - 1300m
04 July 2025 - 14:12



Track Rating: Soft 5, Weather: Fine, Rail Position: +2.5m Entire

| Section | | | | | | Overall | 1200m | 1000m | 800m | 600m | 400m | Last 600m | |
|-------------|-----|---------------------|---------|---------------------|--------------------|----------------------|----------------------|----------------------|----------------------|----------------------|----------------------|-----------|---------------------------|
| Field Times | | | | | | 1:16.89 (0:09.08) | 1:07.81 (0:11.29) | 0:56.52 (0:11.34) | 0:45.18 (0:11.81) | 0:33.37 (0:10.94) | 0:22.43 (0:10.99) | 0:33.37 | |
| Rank | TAB | Horse/Jockey | Barrier | Top Speed [km/h] | Fastest Section | | | | | | | | Distance Travelled [m] |
| 1 | 4 | LONE ARTIST | 2 | 67.9 | 0:09.33 | 1:16.89 [1] | 1:07.56 [3] | 0:56.23 [3] | 0:44.76 [3] | 0:33.09 [3] | 0:22.20 [3] | 0:33.09 | |
| | | Nash Rawiller | | 400m | Overall | (0:09.33) | (0:11.33) | (0:11.47) | (0:11.67) | (0:10.89) | (0:10.76) | | |
| 2 | 2 | OUTWITTED | 8 | 67.3 | 0:09.24 | 1:17.56 [2] | 1:08.32 [2] | 0:56.98 [2] | 0:45.56 [2] | 0:34.04 [1] | 0:23.10 [1] | 0:34.04 | +0 |
| | | Ashley Butler | | 600m | Overall | (0:09.24) | (0:11.34) | (0:11.42) | (0:11.52) | (0:10.94) | (0:11.06) | | |
| 3 | 9 | HOTCHI | 4 | 67.0 | 0:09.43 | 1:18.15 [3] | 1:08.72 [5] | 0:57.27 [5] | 0:45.78 [5] | 0:34.27 [4] | 0:23.27 [4] | 0:34.27 | -1 |
| | | Ryan Wiggins | | 600m | Overall | (0:09.43) | (0:11.45) | (0:11.49) | (0:11.51) | (0:11.00) | (0:11.23) | | |
| 4 | 5 | TIZSO FAB | 10 | 67.5 | 0:09.33 | 1:18.19 [4] | 1:08.86 [4] | 0:57.50 [4] | 0:45.93 [4] | 0:34.26 [5] | 0:23.29 [5] | 0:34.26 | +4 |
| | | Chris McIver | | 600m | Overall | (0:09.33) | (0:11.36) | (0:11.57) | (0:11.67) | (0:10.97) | (0:11.25) | | |
| 5 | 6 | VICTORY'S GHOST | 9 | 67.7 | 0:09.77 | 1:18.24 [5] | 1:08.47 [8] | 0:56.87 [9] | 0:45.25 [9] | 0:33.69 [9] | 0:23.03 [8] | 0:33.69 | +5 |
| | | Georgina Cartwright | | 600m | Overall | (0:09.77) | (0:11.60) | (0:11.62) | (0:11.56) | (0:10.66) | (0:11.02) | | |
| 6 | 3 | BRANDS | 1 | 66.8 | 0:09.59 | 1:18.26 [6] | 1:08.67 [6] | 0:57.26 [6] | 0:45.65 [6] | 0:34.05 [6] | 0:23.16 [6] | 0:34.05 | -4 |
| | | Warwick Satherley | | 600m | Overall | (0:09.59) | (0:11.41) | (0:11.61) | (0:11.60) | (0:10.89) | (0:11.12) | | |
| 7 | 11 | HEY JEALOUSY | 7 | 66.7 | 0:09.08 | 1:18.44 [7] | 1:09.36 [1] | 0:58.07 [1] | 0:46.73 [1] | 0:34.86 [2] | 0:23.79 [2] | 0:34.86 | -1 |
| | | Sean Cormack | | 600m | Overall | (0:09.08) | (0:11.29) | (0:11.34) | (0:11.87) | (0:11.07) | (0:11.33) | | |
| 8 | 12 | THE DARK SIDE | 11 | 66.1 | 0:09.87 | 1:18.49 [8] | 1:08.62 [10] | 0:56.87 [10] | 0:45.39 [10] | 0:33.93 [10] | 0:22.90 [10] | 0:33.93 | -2 |
| | | Tahlia Fenlon | | 600m | Overall | (0:09.87) | (0:11.75) | (0:11.48) | (0:11.46) | (0:11.03) | (0:11.09) | | |
| 9 | 15 | UNCLE BUD | 5 | 66.0 | 0:09.64 | 1:19.02 [9] | 1:09.38 [7] | 0:57.84 [7] | 0:46.31 [7] | 0:34.79 [8] | 0:23.73 [9] | 0:34.79 | +3 |
| | | Corey Bayliss | | 600m | Overall | (0:09.64) | (0:11.54) | (0:11.53) | (0:11.52) | (0:11.06) | (0:11.27) | | |
| 10 | 14 | BULL DIMPLE RUM | 6 | 66.4 | 0:09.83 | 1:19.54 [10] | 1:09.71 [9] | 0:58.18 [8] | 0:46.62 [8] | 0:35.33 [7] | 0:24.38 [7] | 0:35.33 | -3 |
| | | Justin Stanley | | 600m | Overall | (0:09.83) | (0:11.53) | (0:11.56) | (0:11.29) | (0:10.95) | (0:11.23) | | |

Scratched: Gilbert's Gold (#8), Lynric Lass (#16), Santorini Summer (#7), Northumbria (#1), Bavarian Lady (#10), Little Spark (#13)



Rockhampton Professional
Race 4: R'TON MINI LOADS KEN RUSSELL MEMORIAL RATINGS BAND
0 - 58 Handicap - 1300m
04 July 2025 - 14:12



Track Rating: Soft 5, Weather: Fine, Rail Position: +2.5m Entire

| Section | | | | | | 200m | | | Last 600m |
|-------------|-----|---------------------|---------|---------------------|--------------------|----------------------|---------|---------------------------|-----------|
| Field Times | | | | | | 0:11.44 (0:11.44) | | | 0:33.37 |
| Rank | TAB | Horse/Jockey | Barrier | Top Speed [km/h] | Fastest Section | Margin | | Distance Travelled [m] | |
| 1 | 4 | LONE ARTIST | 2 | 67.9 | 0:09.33 | 0:11.44 [1] | 1:16.89 | 0:33.09 | |
| | | Nash Rawiller | | 400m | Overall | (0:11.44) | | | |
| 2 | 2 | OUTWITTED | 8 | 67.3 | 0:09.24 | 0:12.04 [2] | 3.96L | 0:34.04 | +0 |
| | | Ashley Butler | | 600m | Overall | (0:12.04) | | | |
| 3 | 9 | HOTCHI | 4 | 67.0 | 0:09.43 | 0:12.04 [4] | 7.43L | 0:34.27 | -1 |
| | | Ryan Wiggins | | 600m | Overall | (0:12.04) | | | |
| 4 | 5 | TIZSO FAB | 10 | 67.5 | 0:09.33 | 0:12.04 [5] | 7.66L | 0:34.26 | +4 |
| | | Chris McIver | | 600m | Overall | (0:12.04) | | | |
| 5 | 6 | VICTORY'S GHOST | 9 | 67.7 | 0:09.77 | 0:12.01 [7] | 7.93L | 0:33.69 | +5 |
| | | Georgina Cartwright | | 600m | Overall | (0:12.01) | | | |
| 6 | 3 | BRANDS | 1 | 66.8 | 0:09.59 | 0:12.04 [6] | 8.05L | 0:34.05 | -4 |
| | | Warwick Satherley | | 600m | Overall | (0:12.04) | | | |
| 7 | 11 | HEY JEALOUSY | 7 | 66.7 | 0:09.08 | 0:12.46 [3] | 9.12L | 0:34.86 | -1 |
| | | Sean Cormack | | 600m | Overall | (0:12.46) | | | |
| 8 | 12 | THE DARK SIDE | 11 | 66.1 | 0:09.87 | 0:11.81 [10] | 9.43L | 0:33.93 | -2 |
| | | Tahlia Fenlon | | 600m | Overall | (0:11.81) | | | |
| 9 | 15 | UNCLE BUD | 5 | 66.0 | 0:09.64 | 0:12.46 [9] | 12.52L | 0:34.79 | +3 |
| | | Corey Bayliss | | 600m | Overall | (0:12.46) | | | |
| 10 | 14 | BULL DIMPLE RUM | 6 | 66.4 | 0:09.83 | 0:13.15 [8] | 15.57L | 0:35.33 | -3 |
| | | Justin Stanley | | 600m | Overall | (0:13.15) | | | |

Scratched: Gilbert's Gold (#8), Lynric Lass (#16), Santorini Summer (#7), Northumbria (#1), Bavarian Lady (#10), Little Spark (#13)



| | |
|--------------------------------|-------------------|
| Horse/Jockey Name | Lone Artist |
| Final Rank | 1 |
| Fastest Section Time (Section) | 0:09.33 (Overall) |
| Top Speed [km/h] (Section) | 67.9 (400m) |
| Race State | Finished |

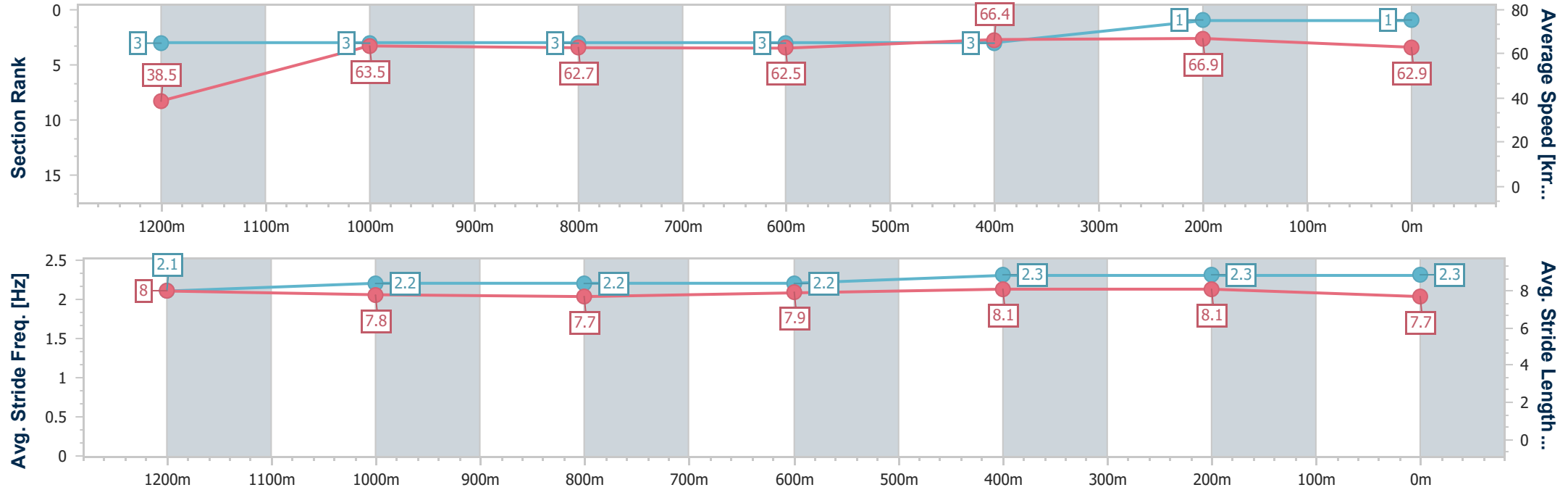


RockhamptonProfessional
Race 4: R'TON MINI LOADS KEN RUSSELL MEMORIAL
RATINGS BAND 0 - 58 Handicap - 1300m
04 July 2025 - 14:12



Track Rating: Soft 5, Weather: Fine, Rail Position: +2.5m Entire

| Section | Overall | 1200m | 1000m | 800m | 600m | 400m | 200m | | | | | | |
|------------------------|--------------------------|--------------------------|--------------------------|--------------------------|--------------------------|--------------------------|--------------------------|--|--|--|--|--|--|
| Section Times | 1:16.89 [1] (0:09.33) | 1:07.56 [3] (0:11.33) | 0:56.23 [3] (0:11.47) | 0:44.76 [3] (0:11.67) | 0:33.09 [3] (0:10.89) | 0:22.20 [3] (0:10.76) | 0:11.44 [1] (0:11.44) | | | | | | |
| Average Speed [km/h] | 38.5 | 63.5 | 62.7 | 62.5 | 66.4 | 66.9 | 62.9 | | | | | | |
| Top Speed [km/h] | 61.4 | 65.1 | 63.2 | 65.2 | 67.7 | 67.9 | 66.8 | | | | | | |
| Avg. Dist. to Rail [m] | 0.9 | 0.6 | 0.5 | 1.8 | 3.1 | 3.1 | 3.3 | | | | | | |
| Avg. Stride Freq. [Hz] | 2.1 | 2.2 | 2.2 | 2.2 | 2.3 | 2.3 | 2.3 | | | | | | |
| Avg. Stride Length [m] | 8.0 | 7.8 | 7.7 | 7.9 | 8.1 | 8.1 | 7.7 | | | | | | |





| | |
|--------------------------------|-------------------|
| Horse/Jockey Name | Outwitted |
| Final Rank | 2 |
| Fastest Section Time (Section) | 0:09.24 (Overall) |
| Top Speed [km/h] (Section) | 67.3 (600m) |
| Race State | Finished |

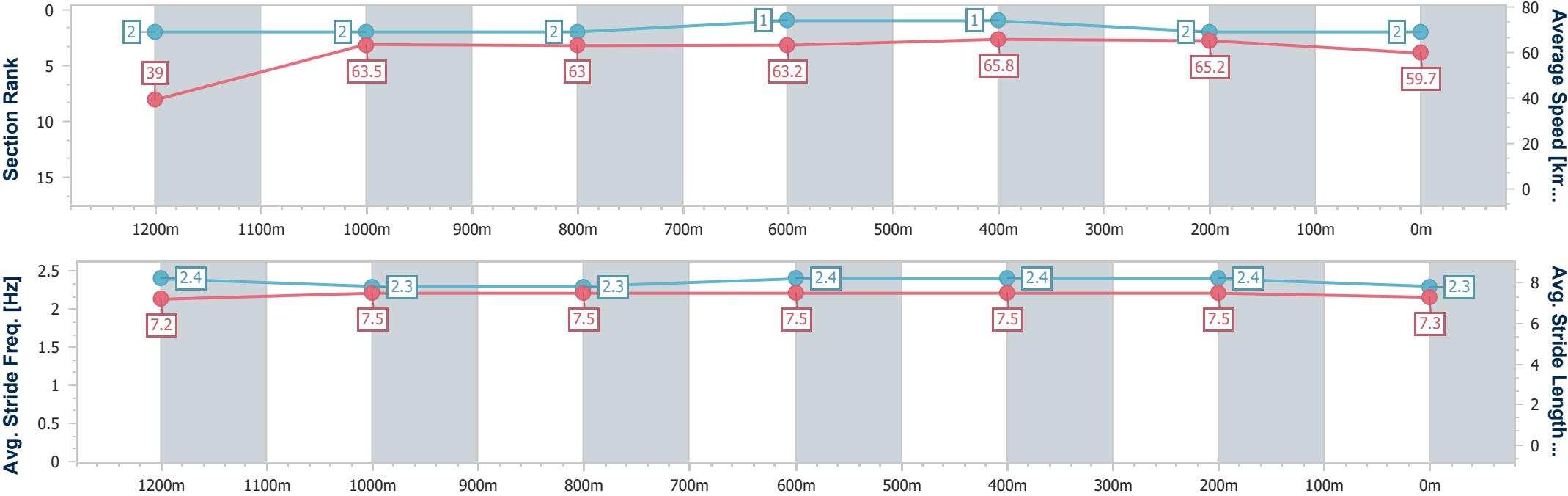


RockhamptonProfessional
Race 4: R'TON MINI LOADS KEN RUSSELL MEMORIAL
RATINGS BAND 0 - 58 Handicap - 1300m
04 July 2025 - 14:12



Track Rating: Soft 5, Weather: Fine, Rail Position: +2.5m Entire

| Section | Overall | 1200m | 1000m | 800m | 600m | 400m | 200m | | | | | | |
|------------------------|--------------------------|--------------------------|--------------------------|--------------------------|--------------------------|--------------------------|--------------------------|--|--|--|--|--|--|
| Section Times | 1:17.56 [2] (0:09.24) | 1:08.32 [2] (0:11.34) | 0:56.98 [2] (0:11.42) | 0:45.56 [2] (0:11.52) | 0:34.04 [1] (0:10.94) | 0:23.10 [1] (0:11.06) | 0:12.04 [2] (0:12.04) | | | | | | |
| Average Speed [km/h] | 39.0 | 63.5 | 63.0 | 63.2 | 65.8 | 65.2 | 59.7 | | | | | | |
| Top Speed [km/h] | 63.4 | 64.3 | 63.3 | 65.1 | 67.3 | 66.9 | 63.8 | | | | | | |
| Avg. Dist. to Rail [m] | 4.0 | 0.4 | 0.5 | 1.4 | 2.4 | 2.1 | 1.9 | | | | | | |
| Avg. Stride Freq. [Hz] | 2.4 | 2.3 | 2.3 | 2.4 | 2.4 | 2.4 | 2.3 | | | | | | |
| Avg. Stride Length [m] | 7.2 | 7.5 | 7.5 | 7.5 | 7.5 | 7.5 | 7.3 | | | | | | |





| | |
|--------------------------------|-------------------|
| Horse/Jockey Name | Hotchi |
| Final Rank | 3 |
| Fastest Section Time (Section) | 0:09.43 (Overall) |
| Top Speed [km/h] (Section) | 67.0 (600m) |
| Race State | Finished |

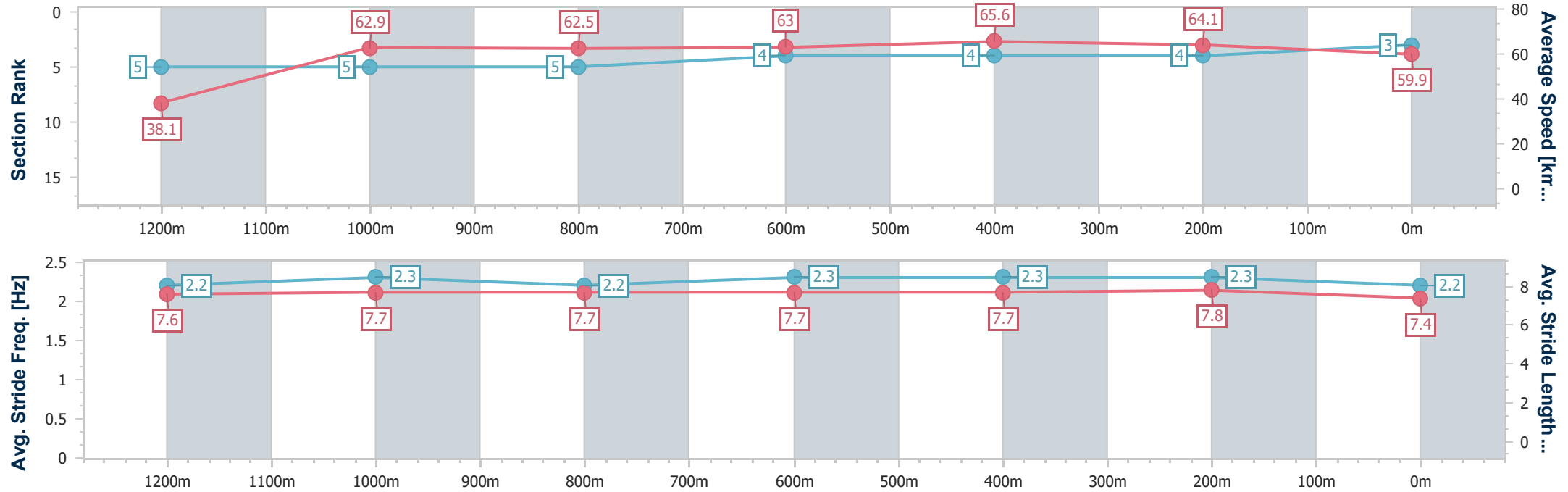


RockhamptonProfessional
Race 4: R'TON MINI LOADS KEN RUSSELL MEMORIAL
RATINGS BAND 0 - 58 Handicap - 1300m
04 July 2025 - 14:12



Track Rating: Soft 5, Weather: Fine, Rail Position: +2.5m Entire

| Section | Overall | 1200m | 1000m | 800m | 600m | 400m | 200m | | | | | | |
|------------------------|--------------------------|--------------------------|--------------------------|--------------------------|--------------------------|--------------------------|--------------------------|--|--|--|--|--|--|
| Section Times | 1:18.15 [3] (0:09.43) | 1:08.72 [5] (0:11.45) | 0:57.27 [5] (0:11.49) | 0:45.78 [5] (0:11.51) | 0:34.27 [4] (0:11.00) | 0:23.27 [4] (0:11.23) | 0:12.04 [4] (0:12.04) | | | | | | |
| Average Speed [km/h] | 38.1 | 62.9 | 62.5 | 63.0 | 65.6 | 64.1 | 59.9 | | | | | | |
| Top Speed [km/h] | 60.2 | 64.6 | 63.4 | 64.6 | 67.0 | 66.1 | 63.1 | | | | | | |
| Avg. Dist. to Rail [m] | 2.2 | 0.4 | 0.3 | 1.2 | 2.8 | 3.8 | 5.2 | | | | | | |
| Avg. Stride Freq. [Hz] | 2.2 | 2.3 | 2.2 | 2.3 | 2.3 | 2.3 | 2.2 | | | | | | |
| Avg. Stride Length [m] | 7.6 | 7.7 | 7.7 | 7.7 | 7.7 | 7.8 | 7.4 | | | | | | |





| | |
|--------------------------------|-------------------|
| Horse/Jockey Name | Tizso Fab |
| Final Rank | 4 |
| Fastest Section Time (Section) | 0:09.33 (Overall) |
| Top Speed [km/h] (Section) | 67.5 (600m) |
| Race State | Finished |

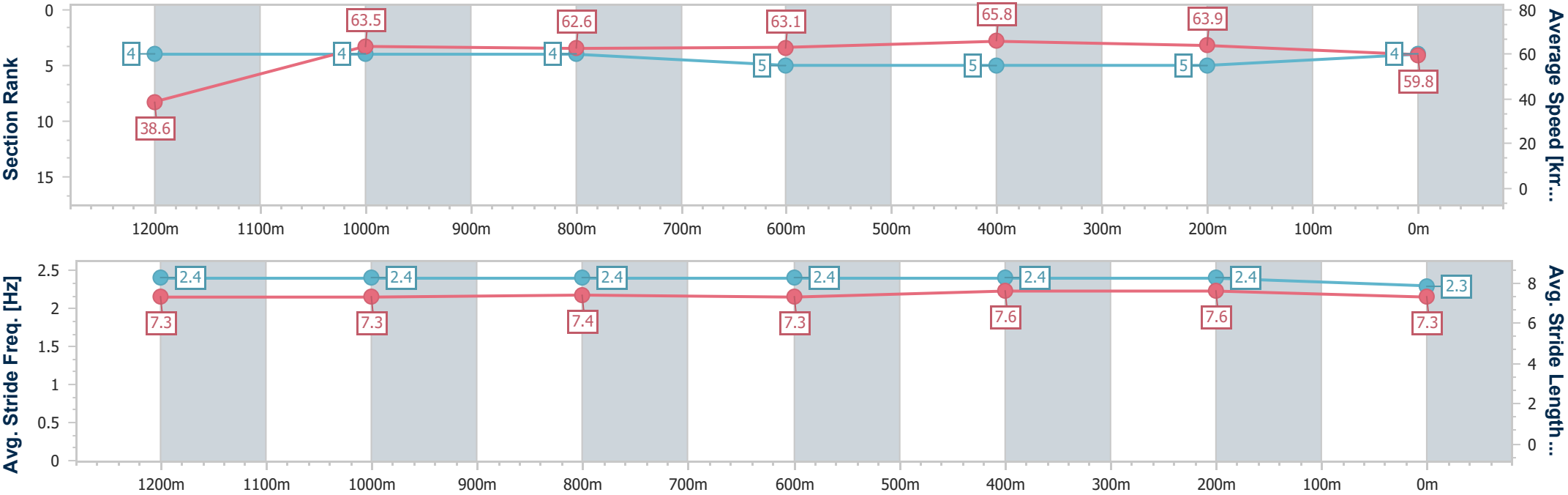


RockhamptonProfessional
Race 4: R'TON MINI LOADS KEN RUSSELL MEMORIAL
RATINGS BAND 0 - 58 Handicap - 1300m
04 July 2025 - 14:12



Track Rating: Soft 5, Weather: Fine, Rail Position: +2.5m Entire

| Section | Overall | 1200m | 1000m | 800m | 600m | 400m | 200m | | | | | | |
|------------------------|--------------------------|--------------------------|--------------------------|--------------------------|--------------------------|--------------------------|--------------------------|--|--|--|--|--|--|
| Section Times | 1:18.19 [4] (0:09.33) | 1:08.86 [4] (0:11.36) | 0:57.50 [4] (0:11.57) | 0:45.93 [4] (0:11.67) | 0:34.26 [5] (0:10.97) | 0:23.29 [5] (0:11.25) | 0:12.04 [5] (0:12.04) | | | | | | |
| Average Speed [km/h] | 38.6 | 63.5 | 62.6 | 63.1 | 65.8 | 63.9 | 59.8 | | | | | | |
| Top Speed [km/h] | 61.2 | 65.1 | 63.2 | 65.1 | 67.5 | 65.8 | 62.7 | | | | | | |
| Avg. Dist. to Rail [m] | 6.7 | 0.9 | 1.0 | 2.6 | 4.1 | 5.1 | 6.6 | | | | | | |
| Avg. Stride Freq. [Hz] | 2.4 | 2.4 | 2.4 | 2.4 | 2.4 | 2.4 | 2.3 | | | | | | |
| Avg. Stride Length [m] | 7.3 | 7.3 | 7.4 | 7.3 | 7.6 | 7.6 | 7.3 | | | | | | |





| | |
|--------------------------------|-------------------|
| Horse/Jockey Name | Victory's Ghost |
| Final Rank | 5 |
| Fastest Section Time (Section) | 0:09.77 (Overall) |
| Top Speed [km/h] (Section) | 67.7 (600m) |
| Race State | Finished |

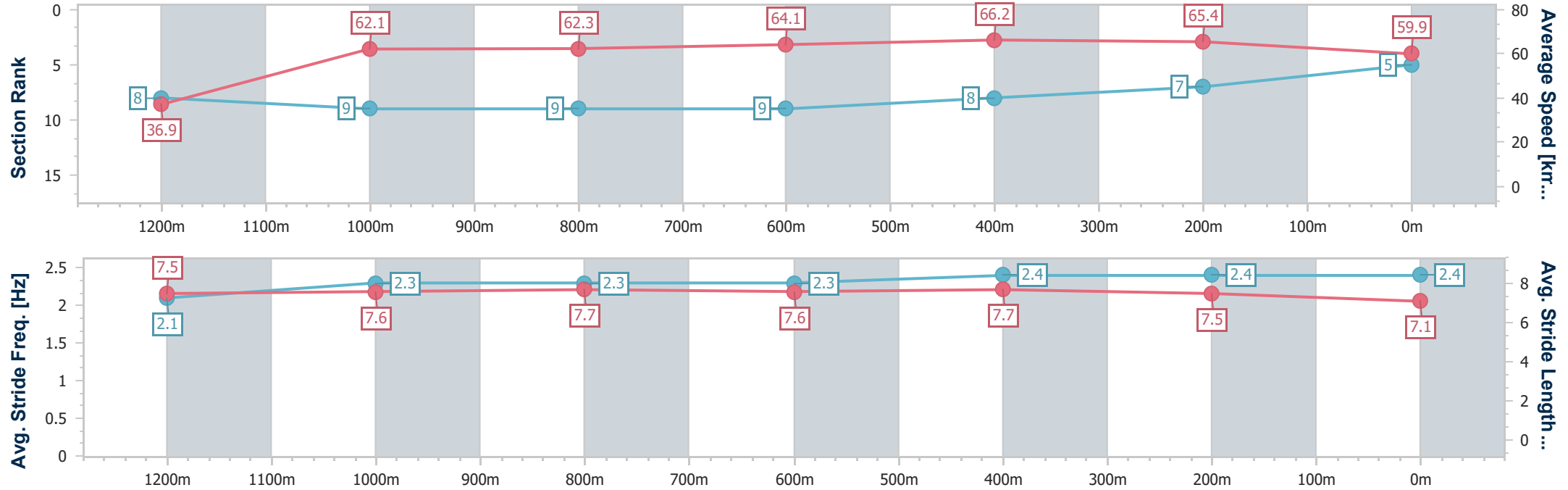


RockhamptonProfessional
Race 4: R'TON MINI LOADS KEN RUSSELL MEMORIAL
RATINGS BAND 0 - 58 Handicap - 1300m
04 July 2025 - 14:12



Track Rating: Soft 5, Weather: Fine, Rail Position: +2.5m Entire

| Section | Overall | 1200m | 1000m | 800m | 600m | 400m | 200m | | | | | | |
|------------------------|--------------------------|--------------------------|--------------------------|--------------------------|--------------------------|--------------------------|--------------------------|--|--|--|--|--|--|
| Section Times | 1:18.24 [5] (0:09.77) | 1:08.47 [8] (0:11.60) | 0:56.87 [9] (0:11.62) | 0:45.25 [9] (0:11.56) | 0:33.69 [9] (0:10.66) | 0:23.03 [8] (0:11.02) | 0:12.01 [7] (0:12.01) | | | | | | |
| Average Speed [km/h] | 36.9 | 62.1 | 62.3 | 64.1 | 66.2 | 65.4 | 59.9 | | | | | | |
| Top Speed [km/h] | 58.9 | 64.2 | 64.9 | 66.2 | 67.7 | 66.6 | 64.6 | | | | | | |
| Avg. Dist. to Rail [m] | 4.4 | 0.6 | 0.9 | 3.5 | 5.2 | 6.1 | 6.5 | | | | | | |
| Avg. Stride Freq. [Hz] | 2.1 | 2.3 | 2.3 | 2.3 | 2.4 | 2.4 | 2.4 | | | | | | |
| Avg. Stride Length [m] | 7.5 | 7.6 | 7.7 | 7.6 | 7.7 | 7.5 | 7.1 | | | | | | |





| | |
|--------------------------------|-------------------|
| Horse/Jockey Name | Brands |
| Final Rank | 6 |
| Fastest Section Time (Section) | 0:09.59 (Overall) |
| Top Speed [km/h] (Section) | 66.8 (600m) |
| Race State | Finished |

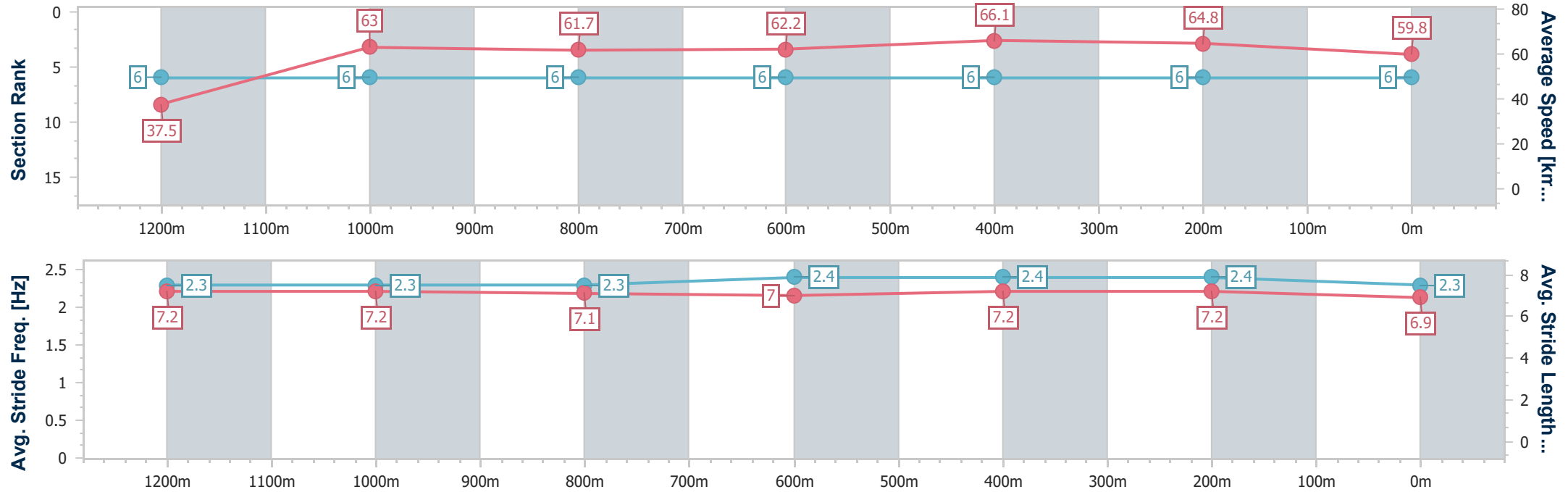


RockhamptonProfessional
Race 4: R'TON MINI LOADS KEN RUSSELL MEMORIAL
RATINGS BAND 0 - 58 Handicap - 1300m
04 July 2025 - 14:12



Track Rating: Soft 5, Weather: Fine, Rail Position: +2.5m Entire

| Section | Overall | 1200m | 1000m | 800m | 600m | 400m | 200m | | | | | | |
|------------------------|--------------------------|--------------------------|--------------------------|--------------------------|--------------------------|--------------------------|--------------------------|--|--|--|--|--|--|
| Section Times | 1:18.26 [6] (0:09.59) | 1:08.67 [6] (0:11.41) | 0:57.26 [6] (0:11.61) | 0:45.65 [6] (0:11.60) | 0:34.05 [6] (0:10.89) | 0:23.16 [6] (0:11.12) | 0:12.04 [6] (0:12.04) | | | | | | |
| Average Speed [km/h] | 37.5 | 63.0 | 61.7 | 62.2 | 66.1 | 64.8 | 59.8 | | | | | | |
| Top Speed [km/h] | 60.1 | 64.3 | 63.9 | 63.7 | 66.8 | 66.6 | 63.2 | | | | | | |
| Avg. Dist. to Rail [m] | 0.9 | 1.2 | 1.0 | 0.7 | 0.3 | 1.5 | 2.2 | | | | | | |
| Avg. Stride Freq. [Hz] | 2.3 | 2.3 | 2.3 | 2.4 | 2.4 | 2.4 | 2.3 | | | | | | |
| Avg. Stride Length [m] | 7.2 | 7.2 | 7.1 | 7.0 | 7.2 | 7.2 | 6.9 | | | | | | |





| | |
|--------------------------------|-------------------|
| Horse/Jockey Name | Hey Jealousy |
| Final Rank | 7 |
| Fastest Section Time (Section) | 0:09.08 (Overall) |
| Top Speed [km/h] (Section) | 66.7 (600m) |
| Race State | Finished |

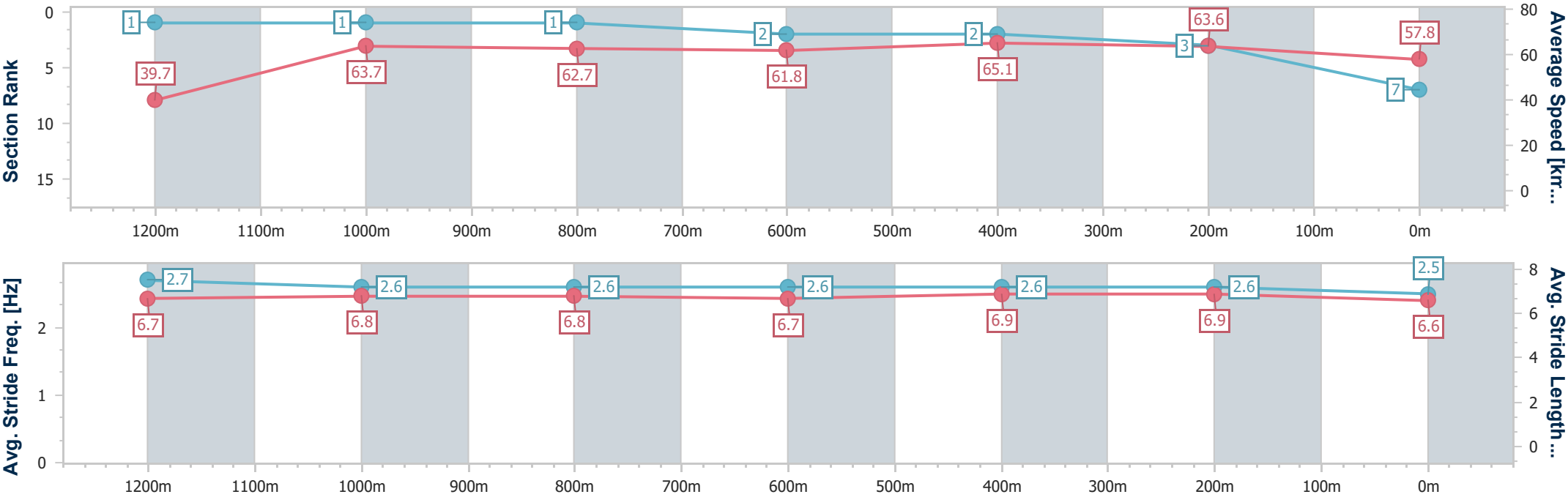


RockhamptonProfessional
Race 4: R'TON MINI LOADS KEN RUSSELL MEMORIAL
RATINGS BAND 0 - 58 Handicap - 1300m
04 July 2025 - 14:12



Track Rating: Soft 5, Weather: Fine, Rail Position: +2.5m Entire

| Section | Overall | 1200m | 1000m | 800m | 600m | 400m | 200m | | | | | | |
|------------------------|--------------------------|--------------------------|--------------------------|--------------------------|--------------------------|--------------------------|--------------------------|--|--|--|--|--|--|
| Section Times | 1:18.44 [7] (0:09.08) | 1:09.36 [1] (0:11.29) | 0:58.07 [1] (0:11.34) | 0:46.73 [1] (0:11.87) | 0:34.86 [2] (0:11.07) | 0:23.79 [2] (0:11.33) | 0:12.46 [3] (0:12.46) | | | | | | |
| Average Speed [km/h] | 39.7 | 63.7 | 62.7 | 61.8 | 65.1 | 63.6 | 57.8 | | | | | | |
| Top Speed [km/h] | 64.3 | 64.8 | 64.0 | 64.4 | 66.7 | 65.8 | 61.1 | | | | | | |
| Avg. Dist. to Rail [m] | 2.1 | 2.1 | 2.1 | 2.3 | 2.2 | 1.9 | 2.4 | | | | | | |
| Avg. Stride Freq. [Hz] | 2.7 | 2.6 | 2.6 | 2.6 | 2.6 | 2.6 | 2.5 | | | | | | |
| Avg. Stride Length [m] | 6.7 | 6.8 | 6.8 | 6.7 | 6.9 | 6.9 | 6.6 | | | | | | |





| | |
|--------------------------------|-------------------|
| Horse/Jockey Name | The Dark Side |
| Final Rank | 8 |
| Fastest Section Time (Section) | 0:09.87 (Overall) |
| Top Speed [km/h] (Section) | 66.1 (600m) |
| Race State | Finished |

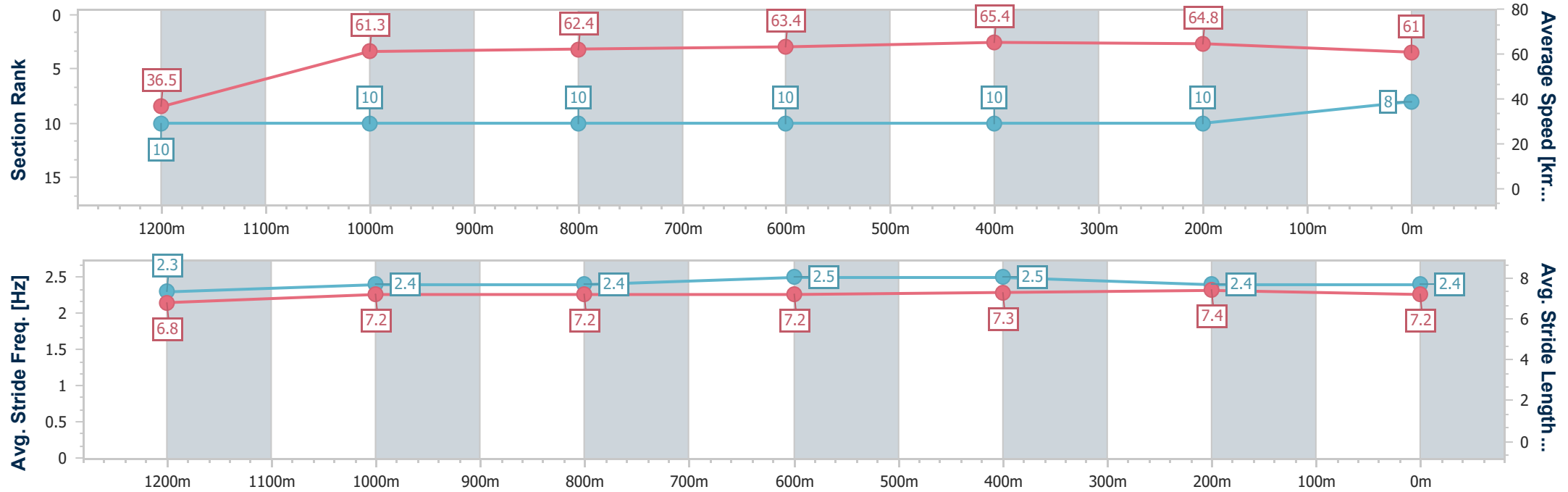


RockhamptonProfessional
Race 4: R'TON MINI LOADS KEN RUSSELL MEMORIAL
RATINGS BAND 0 - 58 Handicap - 1300m
04 July 2025 - 14:12



Track Rating: Soft 5, Weather: Fine, Rail Position: +2.5m Entire

| Section | Overall | 1200m | 1000m | 800m | 600m | 400m | 200m | | | | | | |
|------------------------|--------------------------|---------------------------|---------------------------|---------------------------|---------------------------|---------------------------|---------------------------|--|--|--|--|--|--|
| Section Times | 1:18.49 [8] (0:09.87) | 1:08.62 [10] (0:11.75) | 0:56.87 [10] (0:11.48) | 0:45.39 [10] (0:11.46) | 0:33.93 [10] (0:11.03) | 0:22.90 [10] (0:11.09) | 0:11.81 [10] (0:11.81) | | | | | | |
| Average Speed [km/h] | 36.5 | 61.3 | 62.4 | 63.4 | 65.4 | 64.8 | 61.0 | | | | | | |
| Top Speed [km/h] | 57.0 | 65.0 | 64.8 | 64.9 | 66.1 | 65.6 | 63.7 | | | | | | |
| Avg. Dist. to Rail [m] | 5.9 | 1.4 | 1.3 | 1.2 | 2.0 | 2.6 | 3.8 | | | | | | |
| Avg. Stride Freq. [Hz] | 2.3 | 2.4 | 2.4 | 2.5 | 2.5 | 2.4 | 2.4 | | | | | | |
| Avg. Stride Length [m] | 6.8 | 7.2 | 7.2 | 7.2 | 7.3 | 7.4 | 7.2 | | | | | | |





| | |
|--------------------------------|-------------------|
| Horse/Jockey Name | Uncle Bud |
| Final Rank | 9 |
| Fastest Section Time (Section) | 0:09.64 (Overall) |
| Top Speed [km/h] (Section) | 66.0 (600m) |
| Race State | Finished |

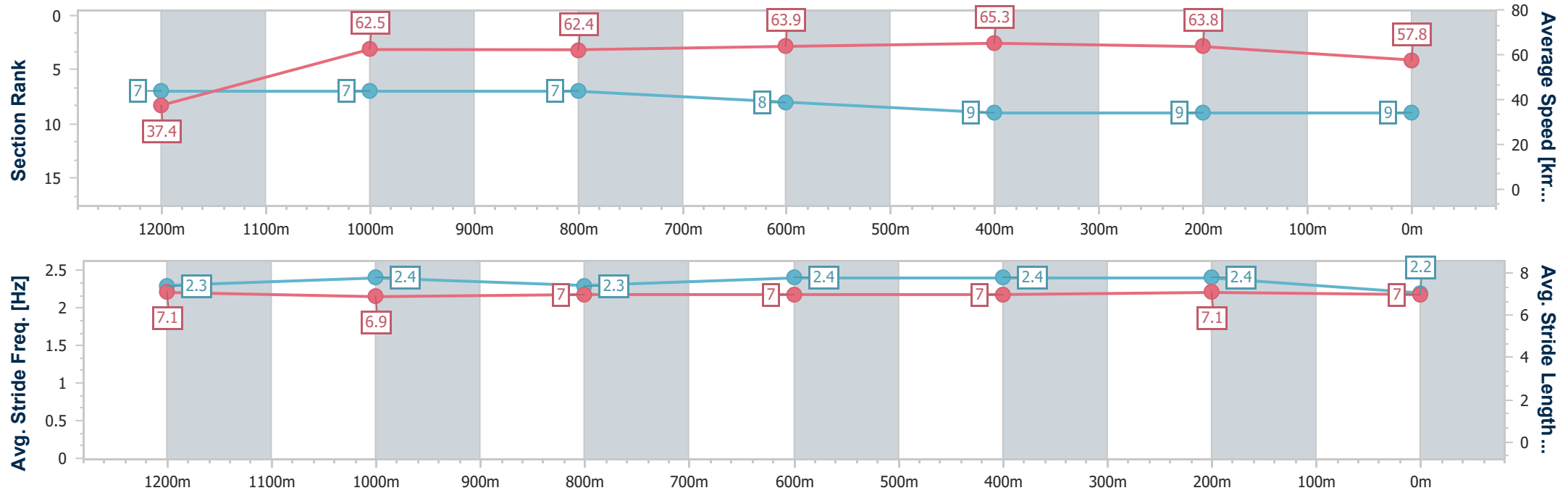


RockhamptonProfessional
Race 4: R'TON MINI LOADS KEN RUSSELL MEMORIAL
RATINGS BAND 0 - 58 Handicap - 1300m
04 July 2025 - 14:12



Track Rating: Soft 5, Weather: Fine, Rail Position: +2.5m Entire

| Section | Overall | 1200m | 1000m | 800m | 600m | 400m | 200m | | | | | | |
|------------------------|--------------------------|--------------------------|--------------------------|--------------------------|--------------------------|--------------------------|--------------------------|--|--|--|--|--|--|
| Section Times | 1:19.02 [9] (0:09.64) | 1:09.38 [7] (0:11.54) | 0:57.84 [7] (0:11.53) | 0:46.31 [7] (0:11.52) | 0:34.79 [8] (0:11.06) | 0:23.73 [9] (0:11.27) | 0:12.46 [9] (0:12.46) | | | | | | |
| Average Speed [km/h] | 37.4 | 62.5 | 62.4 | 63.9 | 65.3 | 63.8 | 57.8 | | | | | | |
| Top Speed [km/h] | 59.0 | 63.9 | 63.7 | 64.7 | 66.0 | 65.1 | 62.1 | | | | | | |
| Avg. Dist. to Rail [m] | 2.5 | 0.2 | 0.4 | 2.9 | 4.4 | 6.1 | 7.6 | | | | | | |
| Avg. Stride Freq. [Hz] | 2.3 | 2.4 | 2.3 | 2.4 | 2.4 | 2.4 | 2.2 | | | | | | |
| Avg. Stride Length [m] | 7.1 | 6.9 | 7.0 | 7.0 | 7.0 | 7.1 | 7.0 | | | | | | |





| | |
|--------------------------------|-------------------|
| Horse/Jockey Name | Bull Dimple Rum |
| Final Rank | 10 |
| Fastest Section Time (Section) | 0:09.83 (Overall) |
| Top Speed [km/h] (Section) | 66.4 (600m) |
| Race State | Finished |

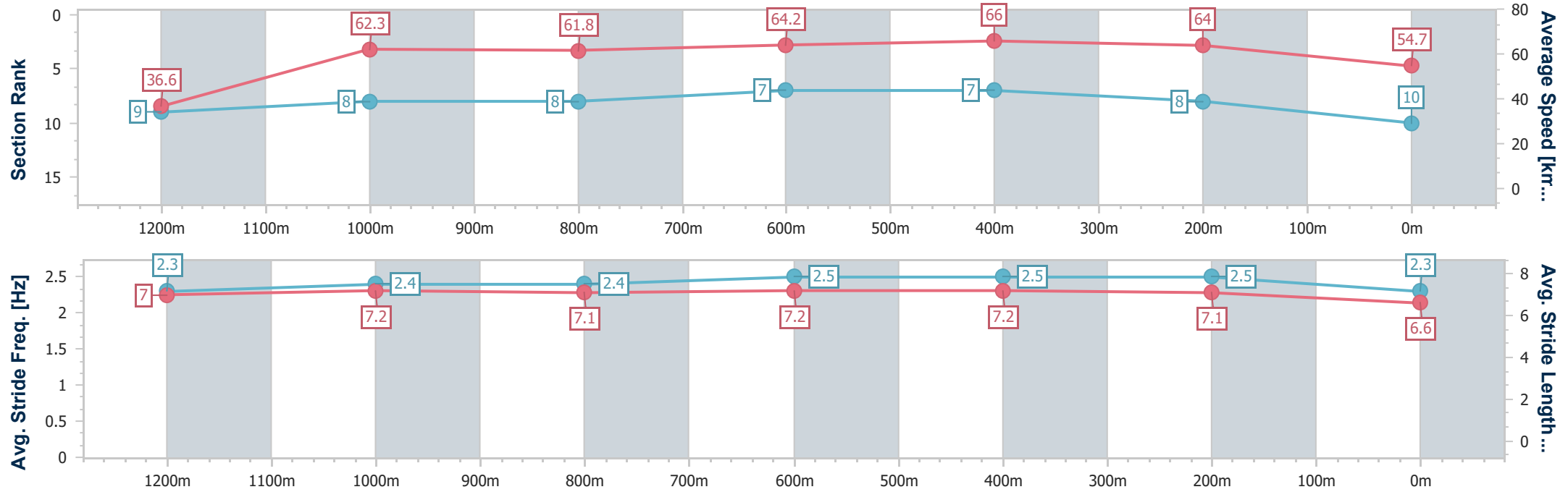


RockhamptonProfessional
Race 4: R'TON MINI LOADS KEN RUSSELL MEMORIAL
RATINGS BAND 0 - 58 Handicap - 1300m
04 July 2025 - 14:12



Track Rating: Soft 5, Weather: Fine, Rail Position: +2.5m Entire

| Section | Overall | 1200m | 1000m | 800m | 600m | 400m | 200m | | | | | | |
|------------------------|---------------------------|--------------------------|--------------------------|--------------------------|--------------------------|--------------------------|--------------------------|--|--|--|--|--|--|
| Section Times | 1:19.54 [10] (0:09.83) | 1:09.71 [9] (0:11.53) | 0:58.18 [8] (0:11.56) | 0:46.62 [8] (0:11.29) | 0:35.33 [7] (0:10.95) | 0:24.38 [7] (0:11.23) | 0:13.15 [8] (0:13.15) | | | | | | |
| Average Speed [km/h] | 36.6 | 62.3 | 61.8 | 64.2 | 66.0 | 64.0 | 54.7 | | | | | | |
| Top Speed [km/h] | 58.8 | 65.1 | 64.4 | 64.8 | 66.4 | 66.1 | 62.7 | | | | | | |
| Avg. Dist. to Rail [m] | 2.4 | 1.3 | 1.2 | 1.2 | 2.6 | 1.9 | 2.0 | | | | | | |
| Avg. Stride Freq. [Hz] | 2.3 | 2.4 | 2.4 | 2.5 | 2.5 | 2.5 | 2.3 | | | | | | |
| Avg. Stride Length [m] | 7.0 | 7.2 | 7.1 | 7.2 | 7.2 | 7.1 | 6.6 | | | | | | |





Rockhampton Professional

Race 5: HIGGINS COATINGS RATINGS BAND 0 - 58 Handicap - 1600m

04 July 2025 - 14:48



Track Rating: Soft 5, Weather: Fine, Rail Position: +2.5m Entire

| Section | | | | | | Overall | 1400m | 1200m | 1000m | 800m | 600m | 400m | Last 600m | |
|-------------|-----|---------------------|---------|---------------------|--------------------|----------------------|----------------------|----------------------|----------------------|----------------------|----------------------|----------------------|-----------|---------------------------|
| Field Times | | | | | | 1:34.35 (0:13.23) | 1:21.12 (0:10.75) | 1:10.37 (0:11.29) | 0:59.08 (0:11.77) | 0:47.31 (0:12.23) | 0:35.08 (0:11.58) | 0:23.50 (0:11.40) | 0:35.08 | |
| Rank | TAB | Horse/Jockey | Barrier | Top Speed [km/h] | Fastest Section | | | | | | | | | Distance Travelled [m] |
| 1 | 5 | LUPINE | 5 | 65.5 | 0:11.05 | 1:34.35 [1] | 1:21.02 [4] | 1:09.97 [4] | 0:58.61 [5] | 0:46.95 [4] | 0:34.93 [3] | 0:23.50 [1] | 0:34.93 | |
| | | Justin Huxtable | | 1400m | 1400m | (0:13.33) | (0:11.05) | (0:11.36) | (0:11.66) | (0:12.02) | (0:11.43) | (0:11.40) | | |
| 2 | 8 | HE'S POPLAR | 12 | 66.7 | 0:11.14 | 1:34.76 [2] | 1:20.78 [14] | 1:09.64 [12] | 0:58.12 [13] | 0:46.44 [12] | 0:34.53 [12] | 0:23.03 [12] | 0:34.53 | +0 |
| | | Ryan Wiggins | | 1400m | 1400m | (0:13.98) | (0:11.14) | (0:11.52) | (0:11.68) | (0:11.91) | (0:11.50) | (0:11.31) | | |
| 3 | 13 | AOOM'S CHOICE | 4 | 66.6 | 0:11.11 | 1:35.09 [3] | 1:21.28 [9] | 1:10.17 [10] | 0:58.79 [9] | 0:46.99 [9] | 0:34.97 [10] | 0:23.57 [7] | 0:34.97 | +3 |
| | | Corey Bayliss | | 1400m | 1400m | (0:13.81) | (0:11.11) | (0:11.38) | (0:11.80) | (0:12.02) | (0:11.40) | (0:11.45) | | |
| 4 | 6 | MOISSANITE | 1 | 66.6 | 0:11.09 | 1:35.40 [4] | 1:21.84 [8] | 1:10.75 [8] | 0:59.29 [8] | 0:47.71 [7] | 0:35.72 [6] | 0:24.08 [3] | 0:35.72 | -3 |
| | | Adam Sewell | | 1400m | 1400m | (0:13.56) | (0:11.09) | (0:11.46) | (0:11.58) | (0:11.99) | (0:11.64) | (0:11.73) | | |
| 5 | 17 | ALFA DUNDEE | 2 | 65.7 | 0:11.09 | 1:35.60 [5] | 1:21.69 [12] | 1:10.60 [11] | 0:59.15 [11] | 0:47.50 [10] | 0:35.70 [7] | 0:24.01 [8] | 0:35.70 | -5 |
| | | Chris McIver | | 1400m | 1400m | (0:13.91) | (0:11.09) | (0:11.45) | (0:11.65) | (0:11.80) | (0:11.69) | (0:11.64) | | |
| 6 | 3 | THE LAST SAGA | 15 | 66.0 | 0:11.22 | 1:35.61 [6] | 1:21.68 [13] | 1:10.46 [13] | 0:58.95 [14] | 0:47.15 [14] | 0:35.17 [14] | 0:23.74 [15] | 0:35.17 | +2 |
| | | Sean Cormack | | 1400m | 1400m | (0:13.93) | (0:11.22) | (0:11.51) | (0:11.80) | (0:11.98) | (0:11.43) | (0:11.64) | | |
| 7 | 1 | GENERAL HIPPO | 7 | 66.6 | 0:10.76 | 1:35.79 [7] | 1:22.47 [3] | 1:11.71 [2] | 1:00.51 [2] | 0:48.75 [1] | 0:36.52 [1] | 0:24.79 [2] | 0:36.52 | -4 |
| | | Jackson Murphy | | 1400m | 1400m | (0:13.32) | (0:10.76) | (0:11.20) | (0:11.76) | (0:12.23) | (0:11.73) | (0:11.95) | | |
| 8 | 7 | ROY'S ROAD | 11 | 66.7 | 0:11.00 | 1:35.80 [8] | 1:21.94 [10] | 1:10.94 [9] | 0:59.47 [10] | 0:47.67 [11] | 0:35.67 [11] | 0:24.08 [11] | 0:35.67 | +3 |
| | | Georgina Cartwright | | 1400m | 1400m | (0:13.86) | (0:11.00) | (0:11.47) | (0:11.80) | (0:12.00) | (0:11.59) | (0:11.74) | | |
| 9 | 16 | MILAGRO | 14 | 64.7 | 0:11.30 | 1:35.84 [9] | 1:21.48 [16] | 1:09.98 [15] | 0:58.56 [15] | 0:47.01 [15] | 0:35.30 [16] | 0:24.00 [14] | 0:35.30 | +2 |
| | | Olivia Kendal | | 600m | 600m | (0:14.36) | (0:11.50) | (0:11.42) | (0:11.55) | (0:11.71) | (0:11.30) | (0:11.52) | | |
| 10 | 12 | NEPTUNE LEGEND | 16 | 64.7 | 0:11.30 | 1:35.84 [10] | 1:21.95 [11] | 1:10.65 [14] | 0:59.31 [12] | 0:47.48 [13] | 0:35.40 [13] | 0:23.87 [16] | 0:35.40 | +7 |
| | | Warwick Satherley | | 1400m | 1400m | (0:13.89) | (0:11.30) | (0:11.34) | (0:11.83) | (0:12.08) | (0:11.53) | (0:11.71) | | |

Scratched: Bavarian Lady (#11)

Report Created: Fri 4 July 2025 16:03 GMT+10

(Note: Timing is based on position data)

Page 1/20

[] Ranking at each section and finish
-:-:- No data available at this section
NA No data available

SCN Saddle cloth number
DNF Did not finish
DNT Did not track

data processed by  TRIPLESDATA



Rockhampton Professional

Race 5: HIGGINS COATINGS RATINGS BAND 0 - 58 Handicap - 1600m

04 July 2025 - 14:48



Track Rating: Soft 5, Weather: Fine, Rail Position: +2.5m Entire

| Section | | | | | | Overall | 1400m | 1200m | 1000m | 800m | 600m | 400m | Last 600m | | |
|-------------|-----|-----------------|---------|---------------------|--------------------|----------------------|----------------------|----------------------|----------------------|----------------------|----------------------|----------------------|-----------|----|---------------------------|
| Field Times | | | | | | 1:34.35 (0:13.23) | 1:21.12 (0:10.75) | 1:10.37 (0:11.29) | 0:59.08 (0:11.77) | 0:47.31 (0:12.23) | 0:35.08 (0:11.58) | 0:23.50 (0:11.40) | 0:35.08 | | |
| Rank | TAB | Horse/Jockey | Barrier | Top Speed [km/h] | Fastest Section | | | | | | | | | | Distance Travelled [m] |
| 11 | 14 | BOOM BOOM BELLA | 8 | 68.1 | 0:10.86 | 1:35.86 [11] | 1:22.32 [7] | 1:11.46 [5] | 1:00.01 [6] | 0:48.18 [6] | 0:35.96 [8] | 0:24.14 [10] | 0:35.96 | +2 | |
| | | Amy Graham | | Overall | 1400m | (0:13.54) | (0:10.86) | (0:11.45) | (0:11.83) | (0:12.22) | (0:11.82) | (0:11.81) | | | |
| 12 | 15 | LATIN LOVE | 6 | 65.7 | 0:11.31 | 1:35.98 [12] | 1:21.62 [15] | 1:10.01 [16] | 0:58.56 [16] | 0:47.11 [16] | 0:35.46 [15] | 0:24.15 [13] | 0:35.46 | -1 | |
| | | Brooke Johnson | | 1000m | 600m | (0:14.36) | (0:11.61) | (0:11.45) | (0:11.45) | (0:11.65) | (0:11.31) | (0:11.64) | | | |
| 13 | 4 | MONEY MAN | 3 | 65.9 | 0:11.08 | 1:36.25 [13] | 1:22.76 [6] | 1:11.68 [7] | 1:00.19 [7] | 0:48.38 [8] | 0:36.33 [9] | 0:24.63 [9] | 0:36.33 | +4 | |
| | | Tom Orr | | 1400m | 1400m | (0:13.49) | (0:11.08) | (0:11.49) | (0:11.81) | (0:12.05) | (0:11.70) | (0:11.96) | | | |
| 14 | 9 | MADALSA | 9 | 66.2 | 0:10.99 | 1:37.09 [14] | 1:23.86 [1] | 1:12.87 [3] | 1:01.47 [3] | 0:49.69 [3] | 0:37.42 [5] | 0:25.70 [5] | 0:37.42 | +1 | |
| | | Les Tilley | | 1400m | 1400m | (0:13.23) | (0:10.99) | (0:11.40) | (0:11.78) | (0:12.27) | (0:11.72) | (0:12.20) | | | |
| 15 | 2 | I SAY BOOM | 13 | 65.8 | 0:11.04 | 1:37.46 [15] | 1:24.09 [5] | 1:13.05 [6] | 1:01.78 [4] | 0:50.05 [5] | 0:37.85 [4] | 0:26.12 [4] | 0:37.85 | +3 | |
| | | Nikki Olzard | | 1400m | 1400m | (0:13.37) | (0:11.04) | (0:11.27) | (0:11.73) | (0:12.20) | (0:11.73) | (0:12.20) | | | |
| 16 | 10 | SPIRIT TALKER | 10 | 67.8 | 0:10.73 | 1:38.40 [16] | 1:25.15 [2] | 1:14.42 [1] | 1:03.13 [1] | 0:51.26 [2] | 0:38.98 [2] | 0:26.89 [6] | 0:38.98 | +2 | |
| | | Tasha Chambers | | 1400m | 1400m | (0:13.25) | (0:10.73) | (0:11.29) | (0:11.87) | (0:12.28) | (0:12.09) | (0:12.56) | | | |

Scratched: Bavarian Lady (#11)



Rockhampton Professional

Race 5: HIGGINS COATINGS RATINGS BAND 0 - 58 Handicap - 1600m

04 July 2025 - 14:48



Track Rating: Soft 5, Weather: Fine, Rail Position: +2.5m Entire

| Section Field Times | | | | 200m 0:12.10 (0:12.10) | | Last 600m 0:35.08 | | | |
|------------------------|-----|---------------------|---------|------------------------------|--------------------|----------------------|---------|--|---------------------------|
| Rank | TAB | Horse/Jockey | Barrier | Top Speed [km/h] | Fastest Section | Margin | | | Distance Travelled [m] |
| 1 | 5 | LUPINE | 5 | 65.5 | 0:11.05 | 0:12.10 [1] | 1:34.35 | | 0:34.93 |
| | | Justin Huxtable | | 1400m | 1400m | (0:12.10) | | | |
| 2 | 8 | HE'S POPLAR | 12 | 66.7 | 0:11.14 | 0:11.72 [4] | 2.43L | | 0:34.53 +0 |
| | | Ryan Wiggins | | 1400m | 1400m | (0:11.72) | | | |
| 3 | 13 | AOOM'S CHOICE | 4 | 66.6 | 0:11.11 | 0:12.12 [3] | 4.38L | | 0:34.97 +3 |
| | | Corey Bayliss | | 1400m | 1400m | (0:12.12) | | | |
| 4 | 6 | MOISSANITE | 1 | 66.6 | 0:11.09 | 0:12.35 [5] | 6.23L | | 0:35.72 -3 |
| | | Adam Sewell | | 1400m | 1400m | (0:12.35) | | | |
| 5 | 17 | ALFA DUNDEE | 2 | 65.7 | 0:11.09 | 0:12.37 [6] | 7.36L | | 0:35.70 -5 |
| | | Chris McIver | | 1400m | 1400m | (0:12.37) | | | |
| 6 | 3 | THE LAST SAGA | 15 | 66.0 | 0:11.22 | 0:12.10 [10] | 7.45L | | 0:35.17 +2 |
| | | Sean Cormack | | 1400m | 1400m | (0:12.10) | | | |
| 7 | 1 | GENERAL HIPPO | 7 | 66.6 | 0:10.76 | 0:12.84 [2] | 8.52L | | 0:36.52 -4 |
| | | Jackson Murphy | | 1400m | 1400m | (0:12.84) | | | |
| 8 | 7 | ROY'S ROAD | 11 | 66.7 | 0:11.00 | 0:12.34 [8] | 8.53L | | 0:35.67 +3 |
| | | Georgina Cartwright | | 1400m | 1400m | (0:12.34) | | | |
| 9 | 16 | MILAGRO | 14 | 64.7 | 0:11.30 | 0:12.48 [7] | 8.8L | | 0:35.30 +2 |
| | | Olivia Kendal | | 600m | 600m | (0:12.48) | | | |
| 10 | 12 | NEPTUNE LEGEND | 16 | 64.7 | 0:11.30 | 0:12.16 [15] | 8.81L | | 0:35.40 +7 |
| | | Warwick Satherley | | 1400m | 1400m | (0:12.16) | | | |

Scratched: Bavarian Lady (#11)



Rockhampton Professional
Race 5: HIGGINS COATINGS RATINGS BAND 0 - 58 Handicap - 1600m
04 July 2025 - 14:48



Track Rating: Soft 5, Weather: Fine, Rail Position: +2.5m Entire

| Section Field Times | | 200m 0:12.10 (0:12.10) | | Last 600m 0:35.08 | | | | | |
|------------------------|-----|------------------------------|---------|----------------------|--------------------|--------------|--------|--|---------------------------|
| Rank | TAB | Horse/Jockey | Barrier | Top Speed [km/h] | Fastest Section | Margin | | | Distance Travelled [m] |
| 11 | 14 | BOOM BOOM BELLA | 8 | 68.1 | 0:10.86 | 0:12.33 [11] | 8.91L | | 0:35.96 +2 |
| | | Amy Graham | | Overall | 1400m | (0:12.33) | | | |
| 12 | 15 | LATIN LOVE | 6 | 65.7 | 0:11.31 | 0:12.51 [9] | 9.59L | | 0:35.46 -1 |
| | | Brooke Johnson | | 1000m | 600m | (0:12.51) | | | |
| 13 | 4 | MONEY MAN | 3 | 65.9 | 0:11.08 | 0:12.67 [13] | 11.19L | | 0:36.33 +4 |
| | | Tom Orr | | 1400m | 1400m | (0:12.67) | | | |
| 14 | 9 | MADALSA | 9 | 66.2 | 0:10.99 | 0:13.50 [14] | 16.12L | | 0:37.42 +1 |
| | | Les Tilley | | 1400m | 1400m | (0:13.50) | | | |
| 15 | 2 | I SAY BOOM | 13 | 65.8 | 0:11.04 | 0:13.92 [12] | 18.31L | | 0:37.85 +3 |
| | | Nikki Olzard | | 1400m | 1400m | (0:13.92) | | | |
| 16 | 10 | SPIRIT TALKER | 10 | 67.8 | 0:10.73 | 0:14.33 [16] | 23.87L | | 0:38.98 +2 |
| | | Tasha Chambers | | 1400m | 1400m | (0:14.33) | | | |

Scratched: Bavarian Lady (#11)



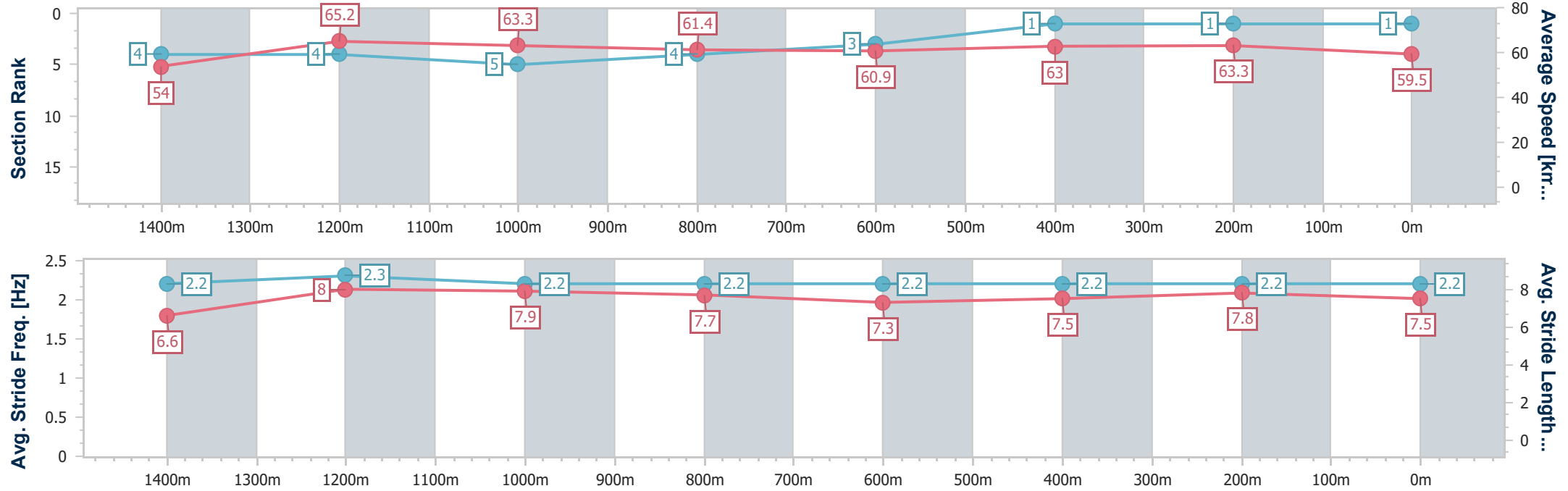
| | |
|--------------------------------|-----------------|
| Horse/Jockey Name | Lupine |
| Final Rank | 1 |
| Fastest Section Time (Section) | 0:11.05 (1400m) |
| Top Speed [km/h] (Section) | 65.5 (1400m) |
| Race State | Finished |



RockhamptonProfessional
Race 5: HIGGINS COATINGS RATINGS BAND 0 - 58 Handicap - 1600m
04 July 2025 - 14:48
Track Rating: Soft 5, Weather: Fine, Rail Position: +2.5m Entire



| Section | Overall | 1400m | 1200m | 1000m | 800m | 600m | 400m | 200m | | | | | |
|------------------------|--------------------------|--------------------------|--------------------------|--------------------------|--------------------------|--------------------------|--------------------------|--------------------------|--|--|--|--|--|
| Section Times | 1:34.35 [1] (0:13.33) | 1:21.02 [4] (0:11.05) | 1:09.97 [4] (0:11.36) | 0:58.61 [5] (0:11.66) | 0:46.95 [4] (0:12.02) | 0:34.93 [3] (0:11.43) | 0:23.50 [1] (0:11.40) | 0:12.10 [1] (0:12.10) | | | | | |
| Average Speed [km/h] | 54.0 | 65.2 | 63.3 | 61.4 | 60.9 | 63.0 | 63.3 | 59.5 | | | | | |
| Top Speed [km/h] | 65.2 | 65.5 | 64.6 | 62.5 | 61.5 | 64.2 | 64.6 | 61.5 | | | | | |
| Avg. Dist. to Rail [m] | 4.6 | 0.3 | 0.6 | 0.8 | 2.0 | 3.5 | 3.9 | 5.0 | | | | | |
| Avg. Stride Freq. [Hz] | 2.2 | 2.3 | 2.2 | 2.2 | 2.2 | 2.2 | 2.2 | 2.2 | | | | | |
| Avg. Stride Length [m] | 6.6 | 8.0 | 7.9 | 7.7 | 7.3 | 7.5 | 7.8 | 7.5 | | | | | |





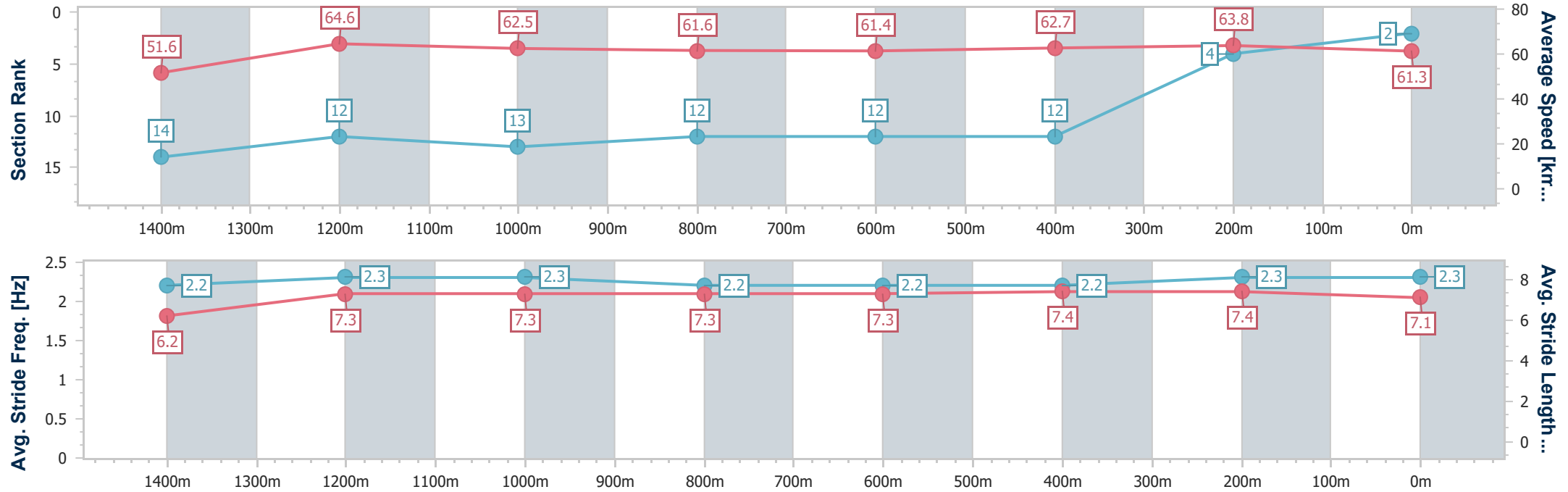
| | |
|--------------------------------|-----------------|
| Horse/Jockey Name | He's Poplar |
| Final Rank | 2 |
| Fastest Section Time (Section) | 0:11.14 (1400m) |
| Top Speed [km/h] (Section) | 66.7 (1400m) |
| Race State | Finished |



RockhamptonProfessional
Race 5: HIGGINS COATINGS RATINGS BAND 0 - 58 Handicap - 1600m
04 July 2025 - 14:48
Track Rating: Soft 5, Weather: Fine, Rail Position: +2.5m Entire



| Section | Overall | 1400m | 1200m | 1000m | 800m | 600m | 400m | 200m | | | | | |
|------------------------|--------------------------|---------------------------|---------------------------|---------------------------|---------------------------|---------------------------|---------------------------|--------------------------|--|--|--|--|--|
| Section Times | 1:34.76 [2] (0:13.98) | 1:20.78 [14] (0:11.14) | 1:09.64 [12] (0:11.52) | 0:58.12 [13] (0:11.68) | 0:46.44 [12] (0:11.91) | 0:34.53 [12] (0:11.50) | 0:23.03 [12] (0:11.31) | 0:11.72 [4] (0:11.72) | | | | | |
| Average Speed [km/h] | 51.6 | 64.6 | 62.5 | 61.6 | 61.4 | 62.7 | 63.8 | 61.3 | | | | | |
| Top Speed [km/h] | 61.5 | 66.7 | 64.1 | 62.0 | 63.0 | 63.6 | 64.4 | 63.1 | | | | | |
| Avg. Dist. to Rail [m] | 7.8 | 0.6 | 0.4 | 0.4 | 1.9 | 4.4 | 4.4 | 4.5 | | | | | |
| Avg. Stride Freq. [Hz] | 2.2 | 2.3 | 2.3 | 2.2 | 2.2 | 2.2 | 2.3 | 2.3 | | | | | |
| Avg. Stride Length [m] | 6.2 | 7.3 | 7.3 | 7.3 | 7.3 | 7.4 | 7.4 | 7.1 | | | | | |





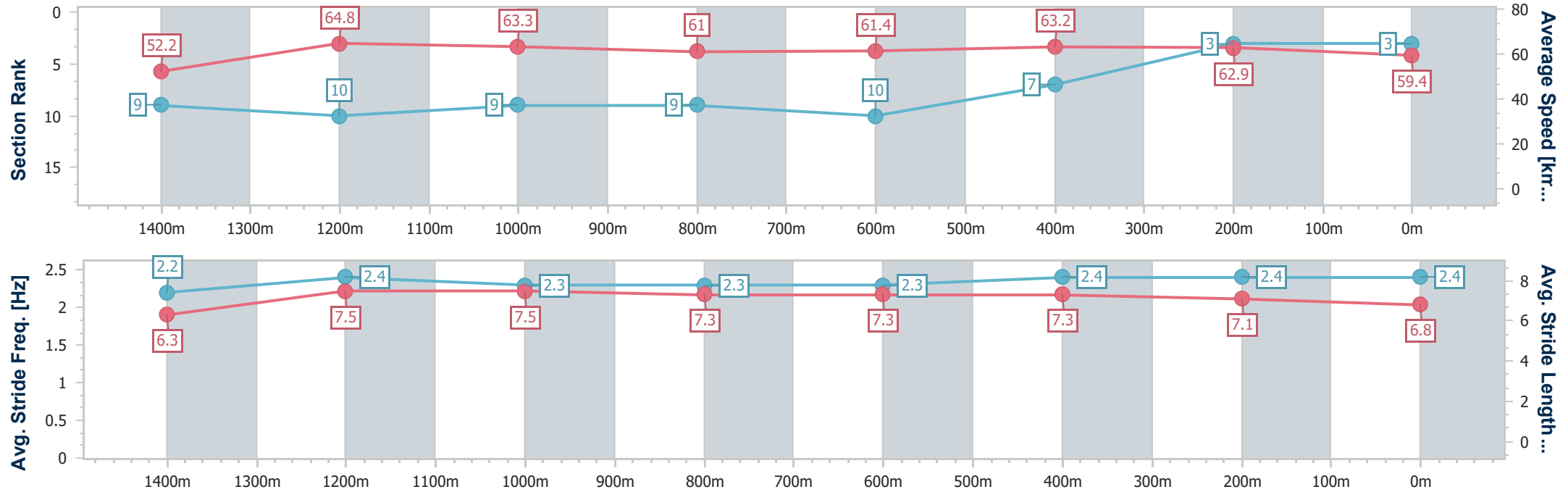
| | |
|--------------------------------|-----------------|
| Horse/Jockey Name | Aoom's Choice |
| Final Rank | 3 |
| Fastest Section Time (Section) | 0:11.11 (1400m) |
| Top Speed [km/h] (Section) | 66.6 (1400m) |
| Race State | Finished |



RockhamptonProfessional
Race 5: HIGGINS COATINGS RATINGS BAND 0 - 58 Handicap - 1600m
04 July 2025 - 14:48
Track Rating: Soft 5, Weather: Fine, Rail Position: +2.5m Entire



| Section | Overall | 1400m | 1200m | 1000m | 800m | 600m | 400m | 200m | | | | | |
|------------------------|--------------------------|--------------------------|---------------------------|--------------------------|--------------------------|---------------------------|--------------------------|--------------------------|--|--|--|--|--|
| Section Times | 1:35.09 [3] (0:13.81) | 1:21.28 [9] (0:11.11) | 1:10.17 [10] (0:11.38) | 0:58.79 [9] (0:11.80) | 0:46.99 [9] (0:12.02) | 0:34.97 [10] (0:11.40) | 0:23.57 [7] (0:11.45) | 0:12.12 [3] (0:12.12) | | | | | |
| Average Speed [km/h] | 52.2 | 64.8 | 63.3 | 61.0 | 61.4 | 63.2 | 62.9 | 59.4 | | | | | |
| Top Speed [km/h] | 63.1 | 66.6 | 64.2 | 62.4 | 62.1 | 64.5 | 63.6 | 62.0 | | | | | |
| Avg. Dist. to Rail [m] | 2.7 | 0.8 | 0.6 | 0.4 | 2.9 | 7.0 | 7.6 | 6.5 | | | | | |
| Avg. Stride Freq. [Hz] | 2.2 | 2.4 | 2.3 | 2.3 | 2.3 | 2.4 | 2.4 | 2.4 | | | | | |
| Avg. Stride Length [m] | 6.3 | 7.5 | 7.5 | 7.3 | 7.3 | 7.3 | 7.1 | 6.8 | | | | | |





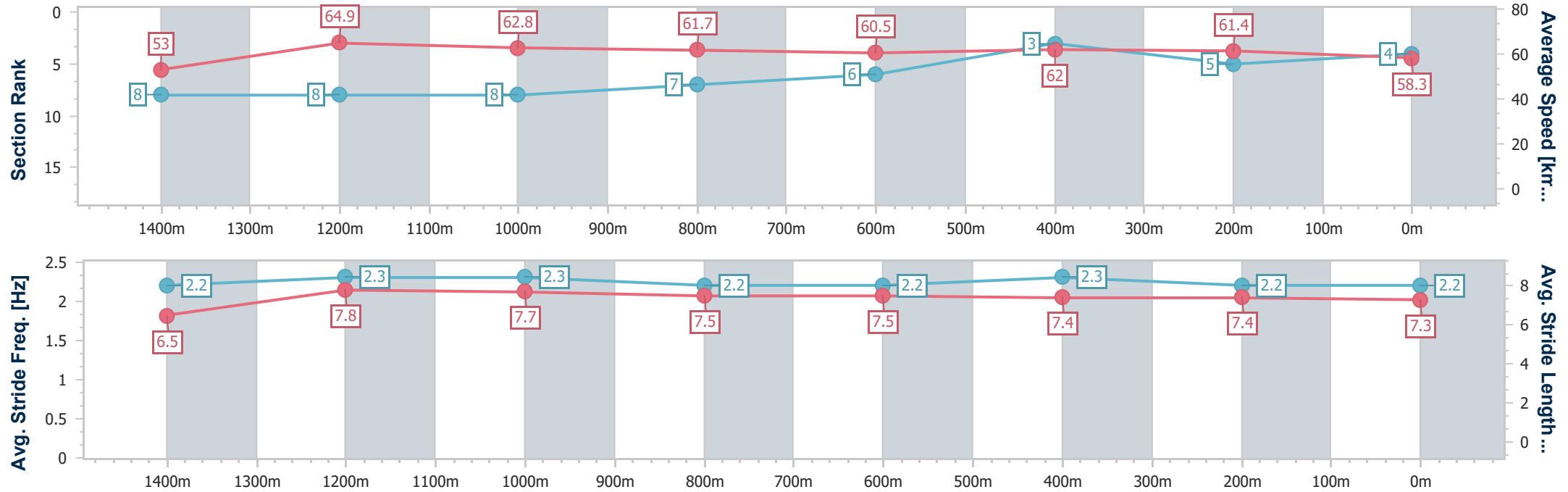
| | |
|--------------------------------|-----------------|
| Horse/Jockey Name | Moissanite |
| Final Rank | 4 |
| Fastest Section Time (Section) | 0:11.09 (1400m) |
| Top Speed [km/h] (Section) | 66.6 (1400m) |
| Race State | Finished |



RockhamptonProfessional
Race 5: HIGGINS COATINGS RATINGS BAND 0 - 58 Handicap - 1600m
04 July 2025 - 14:48
Track Rating: Soft 5, Weather: Fine, Rail Position: +2.5m Entire



| Section | Overall | 1400m | 1200m | 1000m | 800m | 600m | 400m | 200m | | | | | |
|------------------------|--------------------------|--------------------------|--------------------------|--------------------------|--------------------------|--------------------------|--------------------------|--------------------------|--|--|--|--|--|
| Section Times | 1:35.40 [4] (0:13.56) | 1:21.84 [8] (0:11.09) | 1:10.75 [8] (0:11.46) | 0:59.29 [8] (0:11.58) | 0:47.71 [7] (0:11.99) | 0:35.72 [6] (0:11.64) | 0:24.08 [3] (0:11.73) | 0:12.35 [5] (0:12.35) | | | | | |
| Average Speed [km/h] | 53.0 | 64.9 | 62.8 | 61.7 | 60.5 | 62.0 | 61.4 | 58.3 | | | | | |
| Top Speed [km/h] | 65.5 | 66.6 | 64.3 | 63.9 | 61.6 | 62.4 | 62.4 | 60.7 | | | | | |
| Avg. Dist. to Rail [m] | 1.3 | 1.5 | 1.5 | 1.3 | 1.1 | 2.9 | 3.7 | 4.4 | | | | | |
| Avg. Stride Freq. [Hz] | 2.2 | 2.3 | 2.3 | 2.2 | 2.2 | 2.3 | 2.2 | 2.2 | | | | | |
| Avg. Stride Length [m] | 6.5 | 7.8 | 7.7 | 7.5 | 7.5 | 7.4 | 7.4 | 7.3 | | | | | |





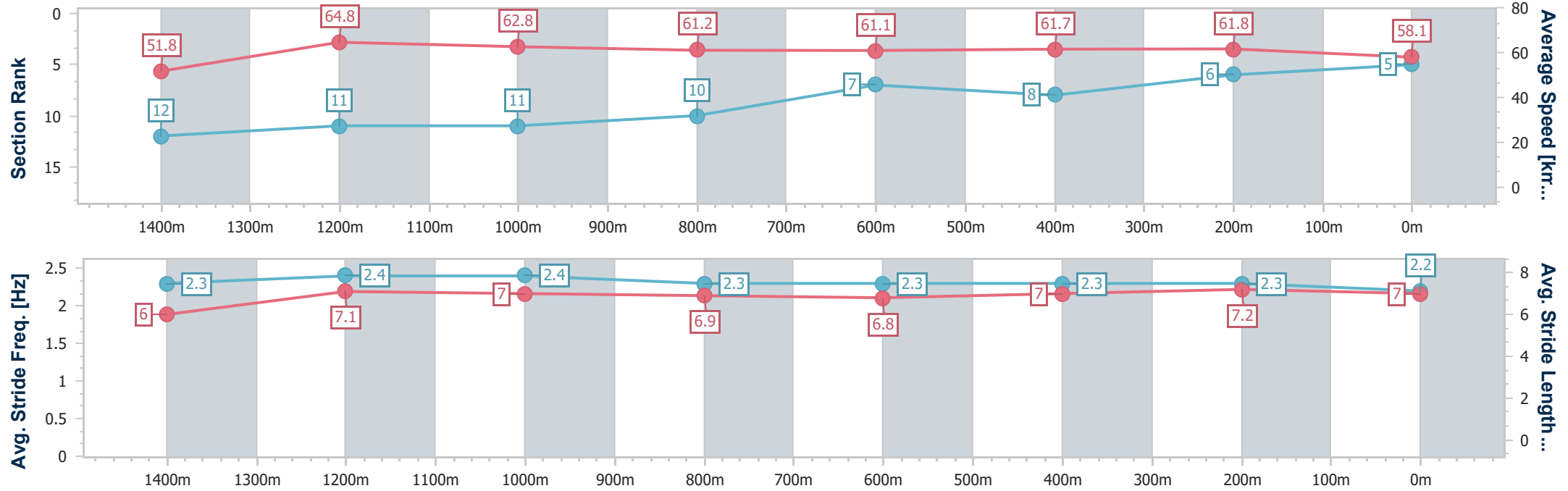
| | |
|--------------------------------|-----------------|
| Horse/Jockey Name | Alfa Dundee |
| Final Rank | 5 |
| Fastest Section Time (Section) | 0:11.09 (1400m) |
| Top Speed [km/h] (Section) | 65.7 (1400m) |
| Race State | Finished |



RockhamptonProfessional
Race 5: HIGGINS COATINGS RATINGS BAND 0 - 58 Handicap - 1600m
04 July 2025 - 14:48
Track Rating: Soft 5, Weather: Fine, Rail Position: +2.5m Entire



| Section | Overall | 1400m | 1200m | 1000m | 800m | 600m | 400m | 200m | | | | | |
|------------------------|--------------------------|---------------------------|---------------------------|---------------------------|---------------------------|--------------------------|--------------------------|--------------------------|--|--|--|--|--|
| Section Times | 1:35.60 [5] (0:13.91) | 1:21.69 [12] (0:11.09) | 1:10.60 [11] (0:11.45) | 0:59.15 [11] (0:11.65) | 0:47.50 [10] (0:11.80) | 0:35.70 [7] (0:11.69) | 0:24.01 [8] (0:11.64) | 0:12.37 [6] (0:12.37) | | | | | |
| Average Speed [km/h] | 51.8 | 64.8 | 62.8 | 61.2 | 61.1 | 61.7 | 61.8 | 58.1 | | | | | |
| Top Speed [km/h] | 64.1 | 65.7 | 63.8 | 62.3 | 61.6 | 63.3 | 62.4 | 59.9 | | | | | |
| Avg. Dist. to Rail [m] | 1.3 | 1.1 | 1.4 | 1.7 | 1.1 | 2.7 | 2.9 | 5.1 | | | | | |
| Avg. Stride Freq. [Hz] | 2.3 | 2.4 | 2.4 | 2.3 | 2.3 | 2.3 | 2.3 | 2.2 | | | | | |
| Avg. Stride Length [m] | 6.0 | 7.1 | 7.0 | 6.9 | 6.8 | 7.0 | 7.2 | 7.0 | | | | | |





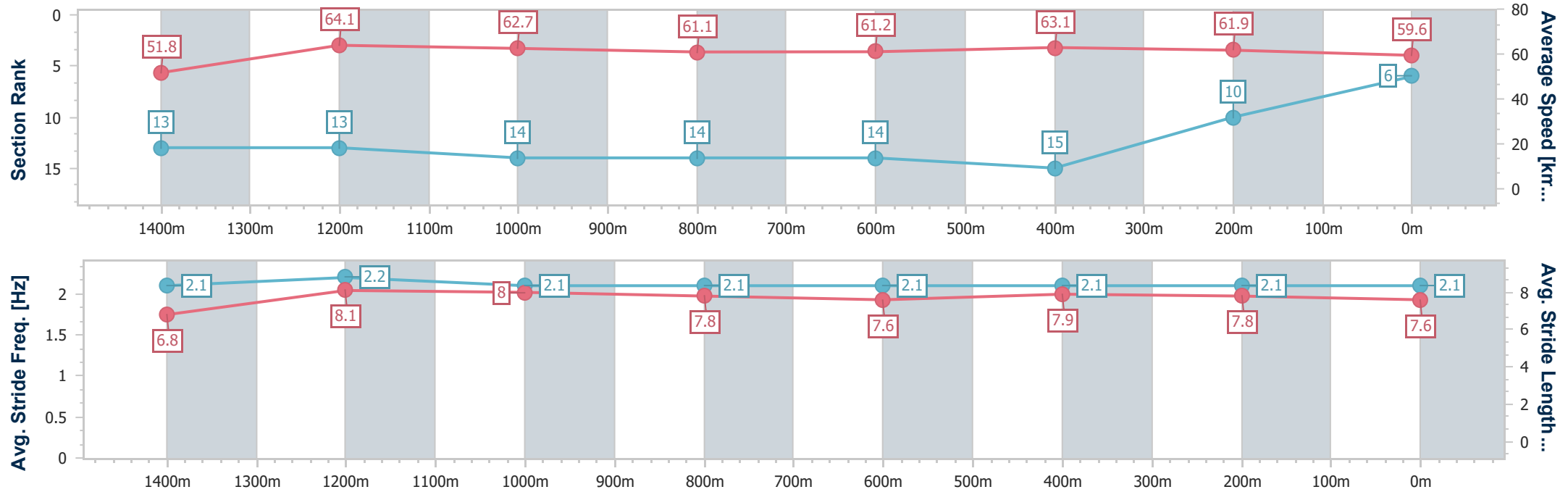
| | |
|--------------------------------|-----------------|
| Horse/Jockey Name | The Last Saga |
| Final Rank | 6 |
| Fastest Section Time (Section) | 0:11.22 (1400m) |
| Top Speed [km/h] (Section) | 66.0 (1400m) |
| Race State | Finished |



RockhamptonProfessional
Race 5: HIGGINS COATINGS RATINGS BAND 0 - 58 Handicap - 1600m
04 July 2025 - 14:48
Track Rating: Soft 5, Weather: Fine, Rail Position: +2.5m Entire



| Section | Overall | 1400m | 1200m | 1000m | 800m | 600m | 400m | 200m | | | | | |
|------------------------|--------------------------|---------------------------|---------------------------|---------------------------|---------------------------|---------------------------|---------------------------|---------------------------|--|--|--|--|--|
| Section Times | 1:35.61 [6] (0:13.93) | 1:21.68 [13] (0:11.22) | 1:10.46 [13] (0:11.51) | 0:58.95 [14] (0:11.80) | 0:47.15 [14] (0:11.98) | 0:35.17 [14] (0:11.43) | 0:23.74 [15] (0:11.64) | 0:12.10 [10] (0:12.10) | | | | | |
| Average Speed [km/h] | 51.8 | 64.1 | 62.7 | 61.1 | 61.2 | 63.1 | 61.9 | 59.6 | | | | | |
| Top Speed [km/h] | 63.6 | 66.0 | 64.4 | 62.3 | 61.9 | 64.0 | 62.8 | 61.3 | | | | | |
| Avg. Dist. to Rail [m] | 10.5 | 1.0 | 0.3 | 0.3 | 2.3 | 4.0 | 4.1 | 6.6 | | | | | |
| Avg. Stride Freq. [Hz] | 2.1 | 2.2 | 2.1 | 2.1 | 2.1 | 2.1 | 2.1 | 2.1 | | | | | |
| Avg. Stride Length [m] | 6.8 | 8.1 | 8.0 | 7.8 | 7.6 | 7.9 | 7.8 | 7.6 | | | | | |





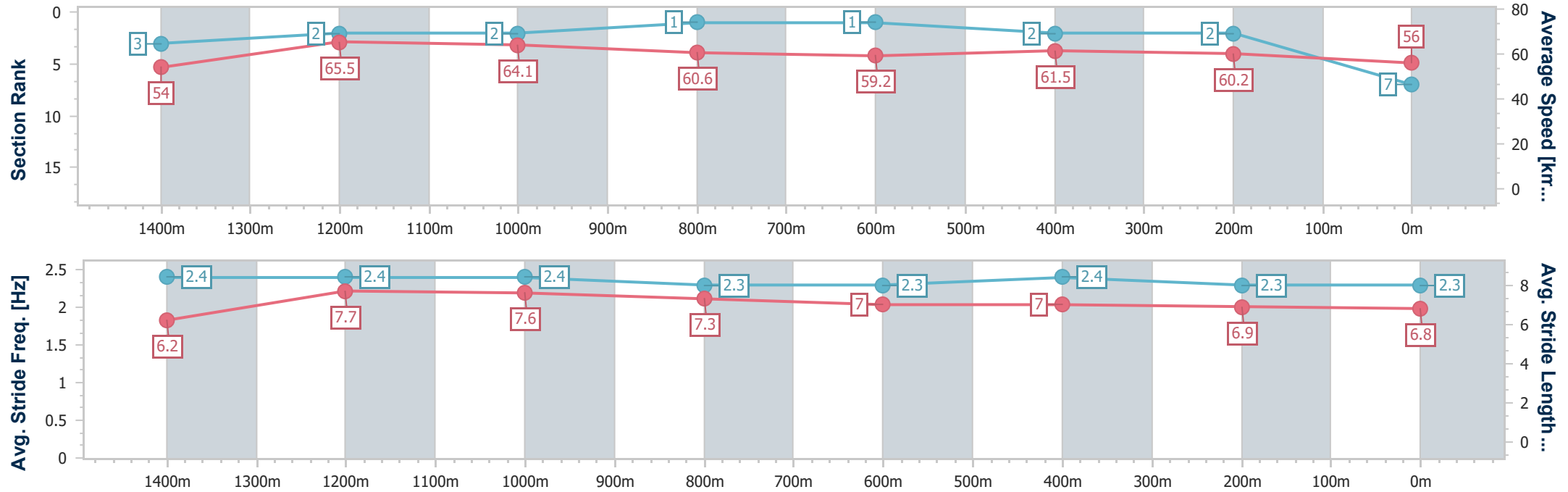
| | |
|--------------------------------|-----------------|
| Horse/Jockey Name | General Hippo |
| Final Rank | 7 |
| Fastest Section Time (Section) | 0:10.76 (1400m) |
| Top Speed [km/h] (Section) | 66.6 (1400m) |
| Race State | Finished |



RockhamptonProfessional
Race 5: HIGGINS COATINGS RATINGS BAND 0 - 58 Handicap - 1600m
04 July 2025 - 14:48
Track Rating: Soft 5, Weather: Fine, Rail Position: +2.5m Entire



| Section | Overall | 1400m | 1200m | 1000m | 800m | 600m | 400m | 200m | | | | | |
|------------------------|--------------------------|--------------------------|--------------------------|--------------------------|--------------------------|--------------------------|--------------------------|--------------------------|--|--|--|--|--|
| Section Times | 1:35.79 [7] (0:13.32) | 1:22.47 [3] (0:10.76) | 1:11.71 [2] (0:11.20) | 1:00.51 [2] (0:11.76) | 0:48.75 [1] (0:12.23) | 0:36.52 [1] (0:11.73) | 0:24.79 [2] (0:11.95) | 0:12.84 [2] (0:12.84) | | | | | |
| Average Speed [km/h] | 54.0 | 65.5 | 64.1 | 60.6 | 59.2 | 61.5 | 60.2 | 56.0 | | | | | |
| Top Speed [km/h] | 65.9 | 66.6 | 66.5 | 62.3 | 60.1 | 62.0 | 61.5 | 58.8 | | | | | |
| Avg. Dist. to Rail [m] | 6.6 | 1.2 | 1.2 | 1.6 | 1.4 | 2.2 | 2.4 | 2.9 | | | | | |
| Avg. Stride Freq. [Hz] | 2.4 | 2.4 | 2.4 | 2.3 | 2.3 | 2.4 | 2.3 | 2.3 | | | | | |
| Avg. Stride Length [m] | 6.2 | 7.7 | 7.6 | 7.3 | 7.0 | 7.0 | 6.9 | 6.8 | | | | | |





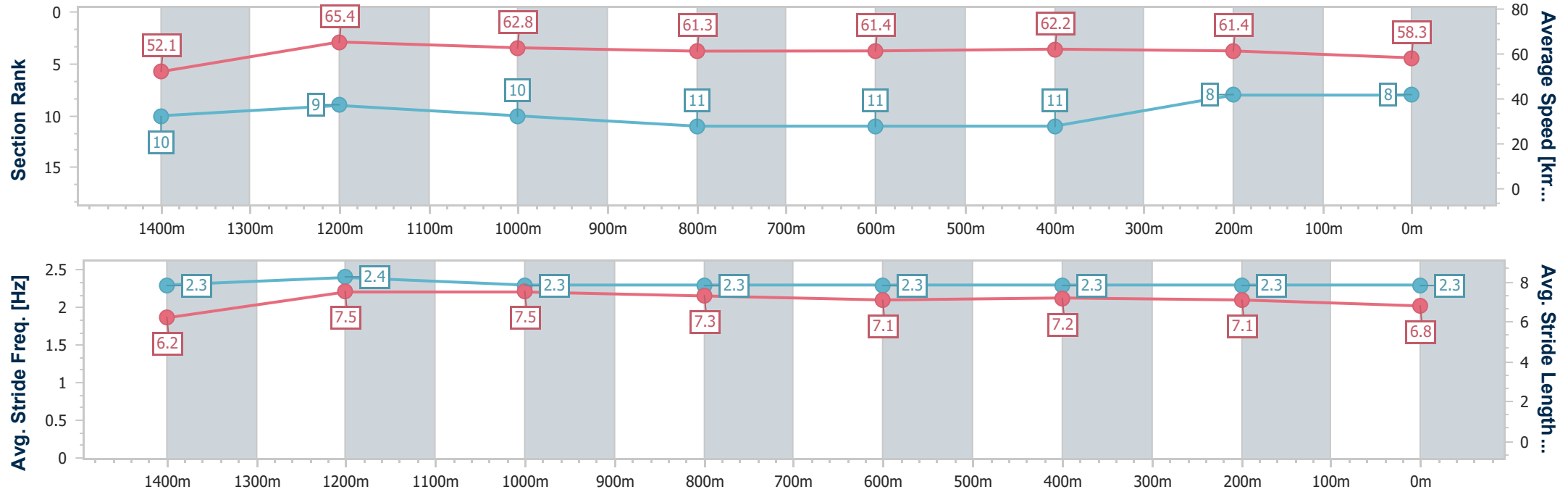
| | |
|--------------------------------|-----------------|
| Horse/Jockey Name | Roy's Road |
| Final Rank | 8 |
| Fastest Section Time (Section) | 0:11.00 (1400m) |
| Top Speed [km/h] (Section) | 66.7 (1400m) |
| Race State | Finished |



RockhamptonProfessional
Race 5: HIGGINS COATINGS RATINGS BAND 0 - 58 Handicap - 1600m
04 July 2025 - 14:48
Track Rating: Soft 5, Weather: Fine, Rail Position: +2.5m Entire



| Section | Overall | 1400m | 1200m | 1000m | 800m | 600m | 400m | 200m | | | | | |
|------------------------|--------------------------|---------------------------|--------------------------|---------------------------|---------------------------|---------------------------|---------------------------|--------------------------|--|--|--|--|--|
| Section Times | 1:35.80 [8] (0:13.86) | 1:21.94 [10] (0:11.00) | 1:10.94 [9] (0:11.47) | 0:59.47 [10] (0:11.80) | 0:47.67 [11] (0:12.00) | 0:35.67 [11] (0:11.59) | 0:24.08 [11] (0:11.74) | 0:12.34 [8] (0:12.34) | | | | | |
| Average Speed [km/h] | 52.1 | 65.4 | 62.8 | 61.3 | 61.4 | 62.2 | 61.4 | 58.3 | | | | | |
| Top Speed [km/h] | 65.1 | 66.7 | 64.0 | 62.3 | 62.4 | 63.1 | 61.8 | 60.8 | | | | | |
| Avg. Dist. to Rail [m] | 5.2 | 0.2 | 0.3 | 0.8 | 2.7 | 6.0 | 9.0 | 9.8 | | | | | |
| Avg. Stride Freq. [Hz] | 2.3 | 2.4 | 2.3 | 2.3 | 2.3 | 2.3 | 2.3 | 2.3 | | | | | |
| Avg. Stride Length [m] | 6.2 | 7.5 | 7.5 | 7.3 | 7.1 | 7.2 | 7.1 | 6.8 | | | | | |





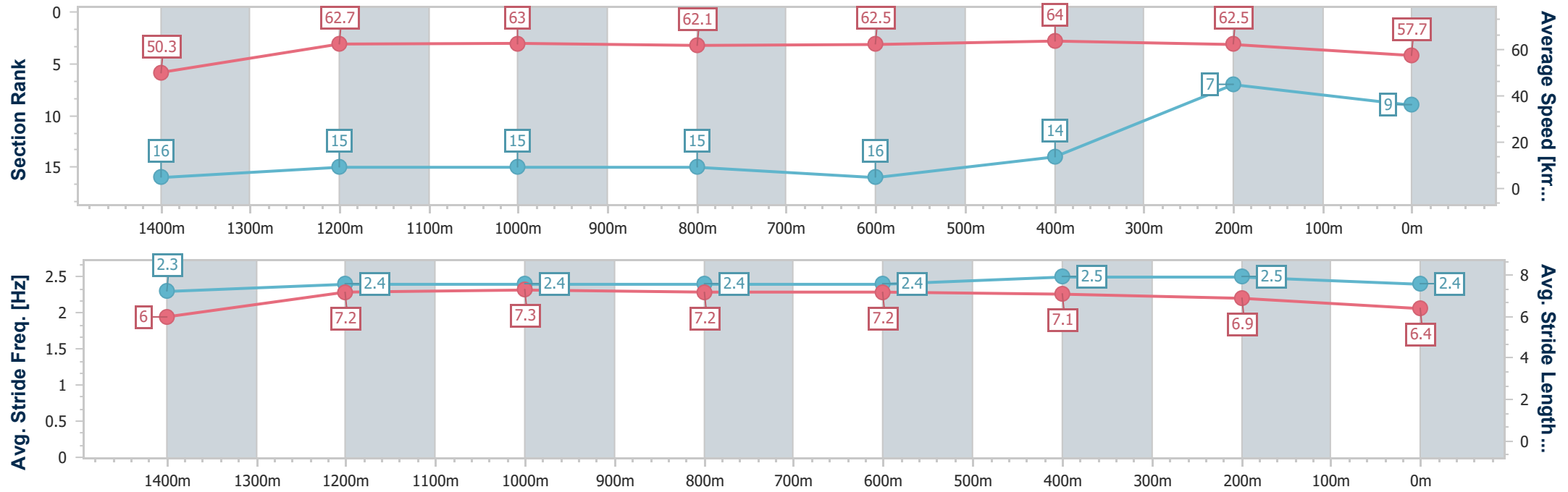
| | |
|--------------------------------|----------------|
| Horse/Jockey Name | Milagro |
| Final Rank | 9 |
| Fastest Section Time (Section) | 0:11.30 (600m) |
| Top Speed [km/h] (Section) | 64.7 (600m) |
| Race State | Finished |



RockhamptonProfessional
Race 5: HIGGINS COATINGS RATINGS BAND 0 - 58 Handicap - 1600m
04 July 2025 - 14:48
Track Rating: Soft 5, Weather: Fine, Rail Position: +2.5m Entire



| Section | Overall | 1400m | 1200m | 1000m | 800m | 600m | 400m | 200m | | | | | |
|------------------------|--------------------------|---------------------------|---------------------------|---------------------------|---------------------------|---------------------------|---------------------------|--------------------------|--|--|--|--|--|
| Section Times | 1:35.84 [9] (0:14.36) | 1:21.48 [16] (0:11.50) | 1:09.98 [15] (0:11.42) | 0:58.56 [15] (0:11.55) | 0:47.01 [15] (0:11.71) | 0:35.30 [16] (0:11.30) | 0:24.00 [14] (0:11.52) | 0:12.48 [7] (0:12.48) | | | | | |
| Average Speed [km/h] | 50.3 | 62.7 | 63.0 | 62.1 | 62.5 | 64.0 | 62.5 | 57.7 | | | | | |
| Top Speed [km/h] | 61.1 | 63.3 | 63.5 | 63.4 | 63.8 | 64.7 | 63.7 | 61.1 | | | | | |
| Avg. Dist. to Rail [m] | 7.9 | 0.2 | 0.4 | 0.6 | 2.3 | 7.6 | 10.9 | 13.2 | | | | | |
| Avg. Stride Freq. [Hz] | 2.3 | 2.4 | 2.4 | 2.4 | 2.4 | 2.5 | 2.5 | 2.4 | | | | | |
| Avg. Stride Length [m] | 6.0 | 7.2 | 7.3 | 7.2 | 7.2 | 7.1 | 6.9 | 6.4 | | | | | |





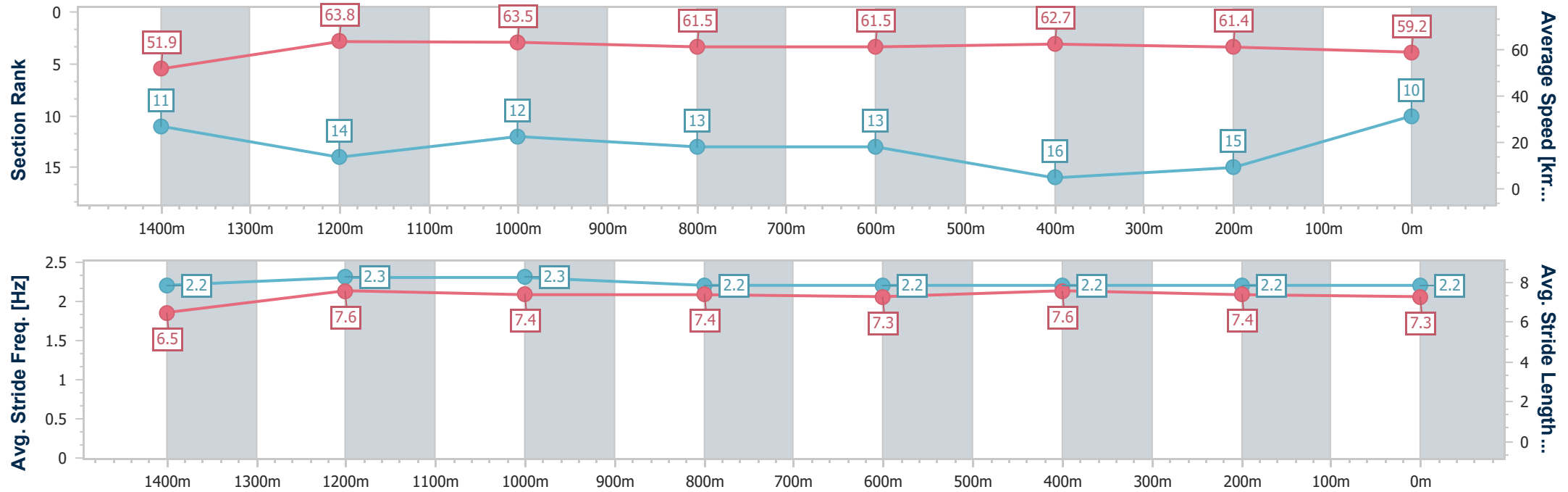
| | |
|--------------------------------|-----------------|
| Horse/Jockey Name | Neptune Legend |
| Final Rank | 10 |
| Fastest Section Time (Section) | 0:11.30 (1400m) |
| Top Speed [km/h] (Section) | 64.7 (1400m) |
| Race State | Finished |



RockhamptonProfessional
Race 5: HIGGINS COATINGS RATINGS BAND 0 - 58 Handicap - 1600m
04 July 2025 - 14:48
Track Rating: Soft 5, Weather: Fine, Rail Position: +2.5m Entire



| Section | Overall | 1400m | 1200m | 1000m | 800m | 600m | 400m | 200m | | | | | |
|------------------------|---------------------------|---------------------------|---------------------------|---------------------------|---------------------------|---------------------------|---------------------------|---------------------------|--|--|--|--|--|
| Section Times | 1:35.84 [10] (0:13.89) | 1:21.95 [11] (0:11.30) | 1:10.65 [14] (0:11.34) | 0:59.31 [12] (0:11.83) | 0:47.48 [13] (0:12.08) | 0:35.40 [13] (0:11.53) | 0:23.87 [16] (0:11.71) | 0:12.16 [15] (0:12.16) | | | | | |
| Average Speed [km/h] | 51.9 | 63.8 | 63.5 | 61.5 | 61.5 | 62.7 | 61.4 | 59.2 | | | | | |
| Top Speed [km/h] | 64.6 | 64.7 | 64.3 | 63.0 | 61.8 | 63.3 | 61.8 | 61.4 | | | | | |
| Avg. Dist. to Rail [m] | 11.5 | 2.1 | 1.4 | 1.8 | 3.7 | 6.2 | 10.1 | 11.3 | | | | | |
| Avg. Stride Freq. [Hz] | 2.2 | 2.3 | 2.3 | 2.2 | 2.2 | 2.2 | 2.2 | 2.2 | | | | | |
| Avg. Stride Length [m] | 6.5 | 7.6 | 7.4 | 7.4 | 7.3 | 7.6 | 7.4 | 7.3 | | | | | |





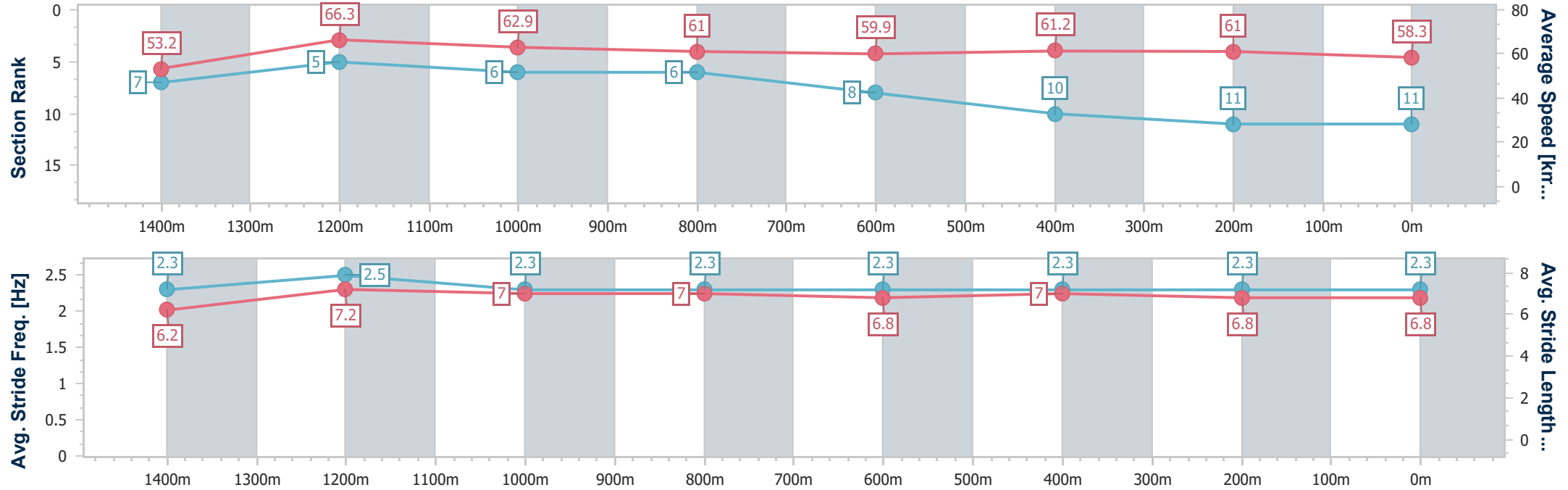
| | |
|--------------------------------|-----------------|
| Horse/Jockey Name | Boom Boom Bella |
| Final Rank | 11 |
| Fastest Section Time (Section) | 0:10.86 (1400m) |
| Top Speed [km/h] (Section) | 68.1 (Overall) |
| Race State | Finished |



RockhamptonProfessional
Race 5: HIGGINS COATINGS RATINGS BAND 0 - 58 Handicap - 1600m
04 July 2025 - 14:48
Track Rating: Soft 5, Weather: Fine, Rail Position: +2.5m Entire



| Section | Overall | 1400m | 1200m | 1000m | 800m | 600m | 400m | 200m | | | | | |
|------------------------|---------------------------|--------------------------|--------------------------|--------------------------|--------------------------|--------------------------|---------------------------|---------------------------|--|--|--|--|--|
| Section Times | 1:35.86 [11] (0:13.54) | 1:22.32 [7] (0:10.86) | 1:11.46 [5] (0:11.45) | 1:00.01 [6] (0:11.83) | 0:48.18 [6] (0:12.22) | 0:35.96 [8] (0:11.82) | 0:24.14 [10] (0:11.81) | 0:12.33 [11] (0:12.33) | | | | | |
| Average Speed [km/h] | 53.2 | 66.3 | 62.9 | 61.0 | 59.9 | 61.2 | 61.0 | 58.3 | | | | | |
| Top Speed [km/h] | 68.1 | 67.8 | 64.6 | 62.4 | 61.1 | 62.5 | 61.4 | 60.3 | | | | | |
| Avg. Dist. to Rail [m] | 6.0 | 1.2 | 0.3 | 0.5 | 2.3 | 4.6 | 7.4 | 8.1 | | | | | |
| Avg. Stride Freq. [Hz] | 2.3 | 2.5 | 2.3 | 2.3 | 2.3 | 2.3 | 2.3 | 2.3 | | | | | |
| Avg. Stride Length [m] | 6.2 | 7.2 | 7.0 | 7.0 | 6.8 | 7.0 | 6.8 | 6.8 | | | | | |





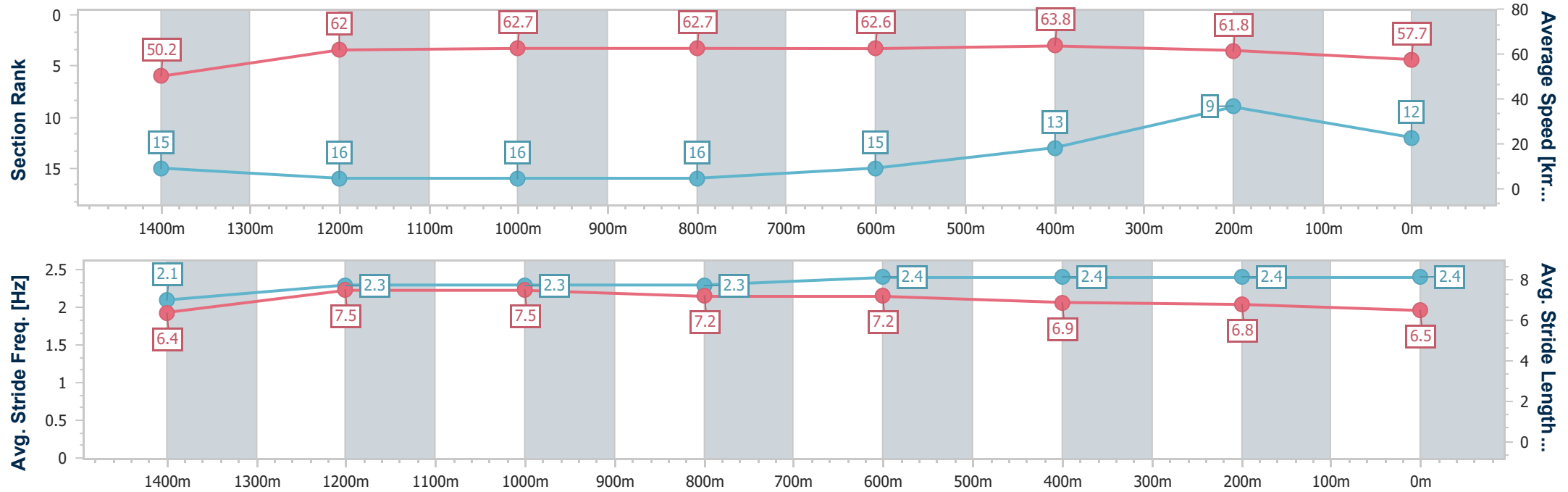
| | |
|--------------------------------|----------------|
| Horse/Jockey Name | Latin Love |
| Final Rank | 12 |
| Fastest Section Time (Section) | 0:11.31 (600m) |
| Top Speed [km/h] (Section) | 65.7 (1000m) |
| Race State | Finished |



RockhamptonProfessional
Race 5: HIGGINS COATINGS RATINGS BAND 0 - 58 Handicap - 1600m
04 July 2025 - 14:48
Track Rating: Soft 5, Weather: Fine, Rail Position: +2.5m Entire



| Section | Overall | 1400m | 1200m | 1000m | 800m | 600m | 400m | 200m | | | | | |
|------------------------|---------------------------|---------------------------|---------------------------|---------------------------|---------------------------|---------------------------|---------------------------|--------------------------|--|--|--|--|--|
| Section Times | 1:35.98 [12] (0:14.36) | 1:21.62 [15] (0:11.61) | 1:10.01 [16] (0:11.45) | 0:58.56 [16] (0:11.45) | 0:47.11 [16] (0:11.65) | 0:35.46 [15] (0:11.31) | 0:24.15 [13] (0:11.64) | 0:12.51 [9] (0:12.51) | | | | | |
| Average Speed [km/h] | 50.2 | 62.0 | 62.7 | 62.7 | 62.6 | 63.8 | 61.8 | 57.7 | | | | | |
| Top Speed [km/h] | 60.9 | 62.8 | 63.7 | 65.7 | 63.6 | 64.4 | 63.3 | 60.6 | | | | | |
| Avg. Dist. to Rail [m] | 3.1 | 1.6 | 1.0 | 0.8 | 1.6 | 2.7 | 2.6 | 3.6 | | | | | |
| Avg. Stride Freq. [Hz] | 2.1 | 2.3 | 2.3 | 2.3 | 2.4 | 2.4 | 2.4 | 2.4 | | | | | |
| Avg. Stride Length [m] | 6.4 | 7.5 | 7.5 | 7.2 | 7.2 | 6.9 | 6.8 | 6.5 | | | | | |





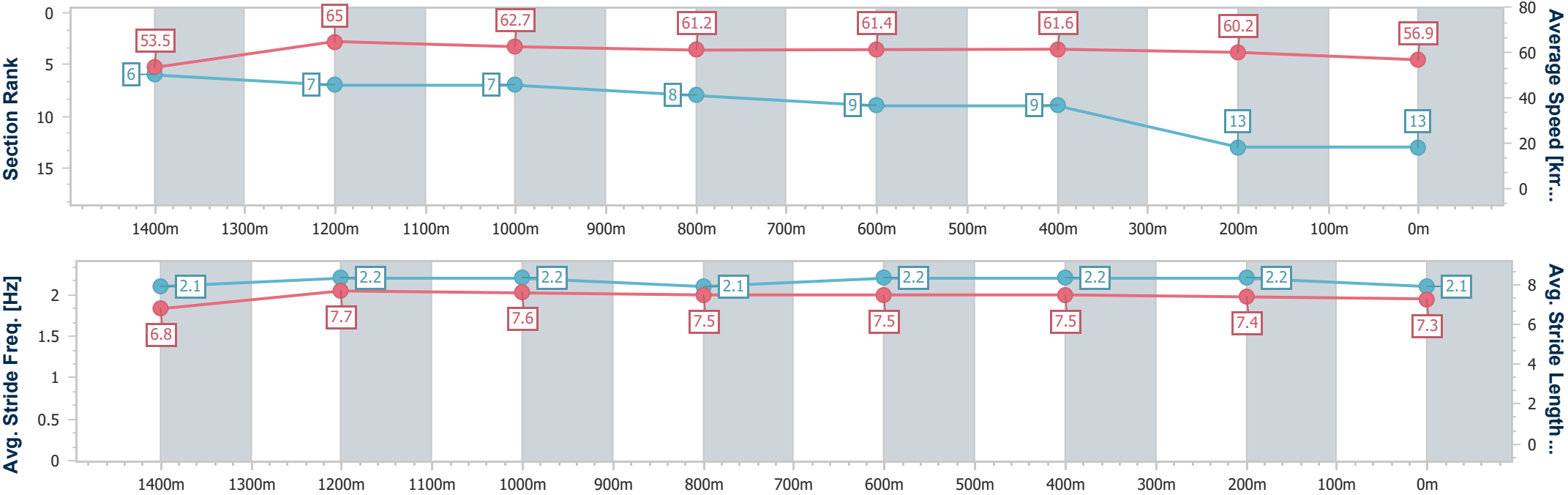
| | |
|--------------------------------|-----------------|
| Horse/Jockey Name | Money Man |
| Final Rank | 13 |
| Fastest Section Time (Section) | 0:11.08 (1400m) |
| Top Speed [km/h] (Section) | 65.9 (1400m) |
| Race State | Finished |



RockhamptonProfessional
Race 5: HIGGINS COATINGS RATINGS BAND 0 - 58 Handicap - 1600m
04 July 2025 - 14:48
Track Rating: Soft 5, Weather: Fine, Rail Position: +2.5m Entire



| Section | Overall | 1400m | 1200m | 1000m | 800m | 600m | 400m | 200m | | | | | |
|------------------------|---------------------------|--------------------------|--------------------------|--------------------------|--------------------------|--------------------------|--------------------------|---------------------------|--|--|--|--|--|
| Section Times | 1:36.25 [13] (0:13.49) | 1:22.76 [6] (0:11.08) | 1:11.68 [7] (0:11.49) | 1:00.19 [7] (0:11.81) | 0:48.38 [8] (0:12.05) | 0:36.33 [9] (0:11.70) | 0:24.63 [9] (0:11.96) | 0:12.67 [13] (0:12.67) | | | | | |
| Average Speed [km/h] | 53.5 | 65.0 | 62.7 | 61.2 | 61.4 | 61.6 | 60.2 | 56.9 | | | | | |
| Top Speed [km/h] | 64.2 | 65.9 | 64.3 | 62.6 | 61.9 | 62.0 | 61.4 | 59.0 | | | | | |
| Avg. Dist. to Rail [m] | 2.4 | 0.3 | 0.2 | 0.7 | 3.2 | 5.5 | 8.1 | 8.9 | | | | | |
| Avg. Stride Freq. [Hz] | 2.1 | 2.2 | 2.2 | 2.1 | 2.2 | 2.2 | 2.2 | 2.1 | | | | | |
| Avg. Stride Length [m] | 6.8 | 7.7 | 7.6 | 7.5 | 7.5 | 7.5 | 7.4 | 7.3 | | | | | |





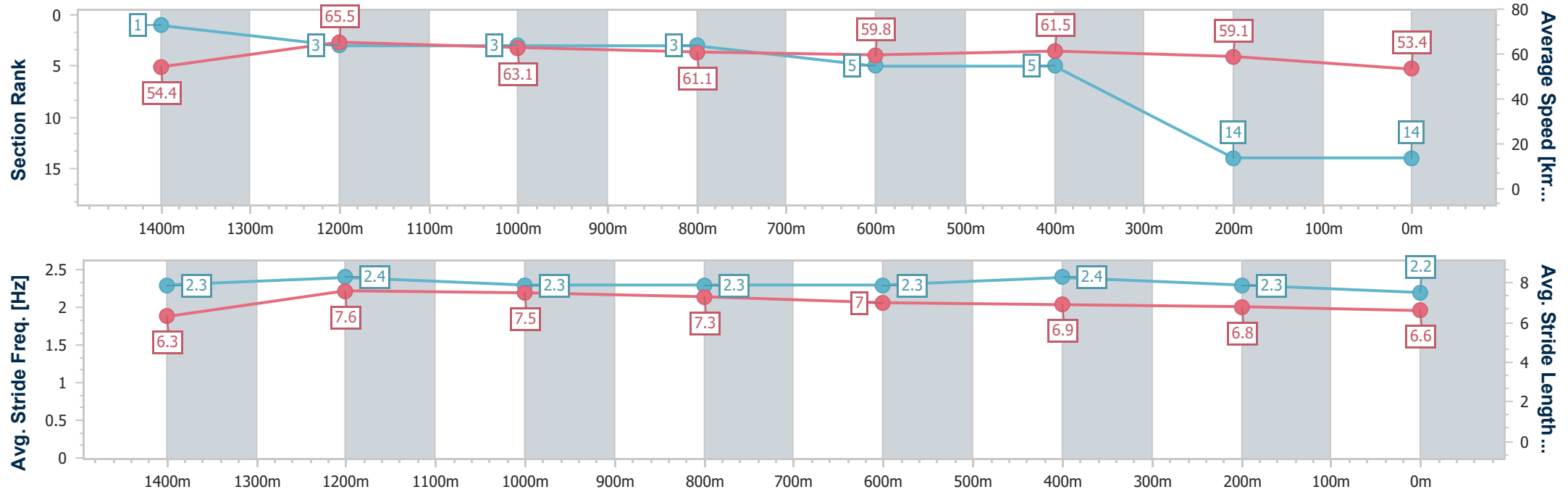
| | |
|--------------------------------|-----------------|
| Horse/Jockey Name | Madalsa |
| Final Rank | 14 |
| Fastest Section Time (Section) | 0:10.99 (1400m) |
| Top Speed [km/h] (Section) | 66.2 (1400m) |
| Race State | Finished |



RockhamptonProfessional
Race 5: HIGGINS COATINGS RATINGS BAND 0 - 58 Handicap - 1600m
04 July 2025 - 14:48
Track Rating: Soft 5, Weather: Fine, Rail Position: +2.5m Entire



| Section | Overall | 1400m | 1200m | 1000m | 800m | 600m | 400m | 200m | | | | | |
|------------------------|---------------------------|--------------------------|--------------------------|--------------------------|--------------------------|--------------------------|--------------------------|---------------------------|--|--|--|--|--|
| Section Times | 1:37.09 [14] (0:13.23) | 1:23.86 [1] (0:10.99) | 1:12.87 [3] (0:11.40) | 1:01.47 [3] (0:11.78) | 0:49.69 [3] (0:12.27) | 0:37.42 [5] (0:11.72) | 0:25.70 [5] (0:12.20) | 0:13.50 [14] (0:13.50) | | | | | |
| Average Speed [km/h] | 54.4 | 65.5 | 63.1 | 61.1 | 59.8 | 61.5 | 59.1 | 53.4 | | | | | |
| Top Speed [km/h] | 66.0 | 66.2 | 64.3 | 62.1 | 60.9 | 61.9 | 61.1 | 57.0 | | | | | |
| Avg. Dist. to Rail [m] | 6.7 | 1.6 | 0.3 | 0.5 | 2.2 | 4.0 | 5.6 | 6.2 | | | | | |
| Avg. Stride Freq. [Hz] | 2.3 | 2.4 | 2.3 | 2.3 | 2.3 | 2.4 | 2.3 | 2.2 | | | | | |
| Avg. Stride Length [m] | 6.3 | 7.6 | 7.5 | 7.3 | 7.0 | 6.9 | 6.8 | 6.6 | | | | | |





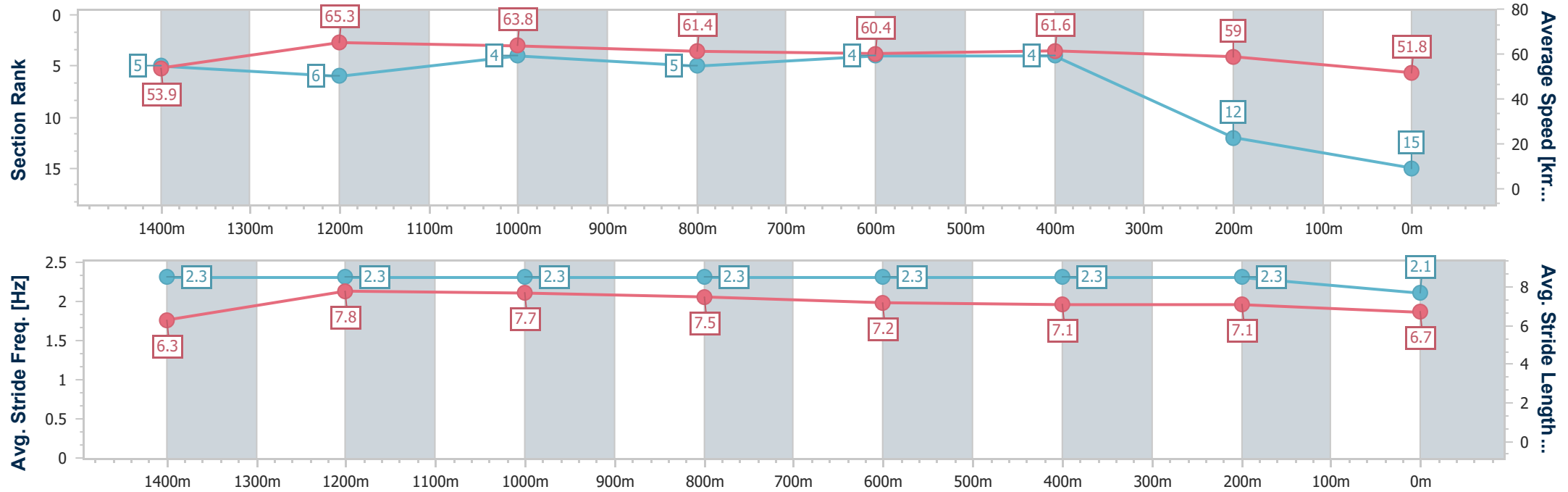
| | |
|--------------------------------|-----------------|
| Horse/Jockey Name | I Say Boom |
| Final Rank | 15 |
| Fastest Section Time (Section) | 0:11.04 (1400m) |
| Top Speed [km/h] (Section) | 65.8 (1400m) |
| Race State | Finished |



RockhamptonProfessional
Race 5: HIGGINS COATINGS RATINGS BAND 0 - 58 Handicap - 1600m
04 July 2025 - 14:48
Track Rating: Soft 5, Weather: Fine, Rail Position: +2.5m Entire



| Section | Overall | 1400m | 1200m | 1000m | 800m | 600m | 400m | 200m | | | | | |
|------------------------|---------------------------|--------------------------|--------------------------|--------------------------|--------------------------|--------------------------|--------------------------|---------------------------|--|--|--|--|--|
| Section Times | 1:37.46 [15] (0:13.37) | 1:24.09 [5] (0:11.04) | 1:13.05 [6] (0:11.27) | 1:01.78 [4] (0:11.73) | 0:50.05 [5] (0:12.20) | 0:37.85 [4] (0:11.73) | 0:26.12 [4] (0:12.20) | 0:13.92 [12] (0:13.92) | | | | | |
| Average Speed [km/h] | 53.9 | 65.3 | 63.8 | 61.4 | 60.4 | 61.6 | 59.0 | 51.8 | | | | | |
| Top Speed [km/h] | 64.5 | 65.8 | 65.8 | 62.6 | 62.4 | 62.0 | 61.4 | 56.3 | | | | | |
| Avg. Dist. to Rail [m] | 9.0 | 2.4 | 0.2 | 0.4 | 3.1 | 5.9 | 6.8 | 7.9 | | | | | |
| Avg. Stride Freq. [Hz] | 2.3 | 2.3 | 2.3 | 2.3 | 2.3 | 2.3 | 2.3 | 2.1 | | | | | |
| Avg. Stride Length [m] | 6.3 | 7.8 | 7.7 | 7.5 | 7.2 | 7.1 | 7.1 | 6.7 | | | | | |





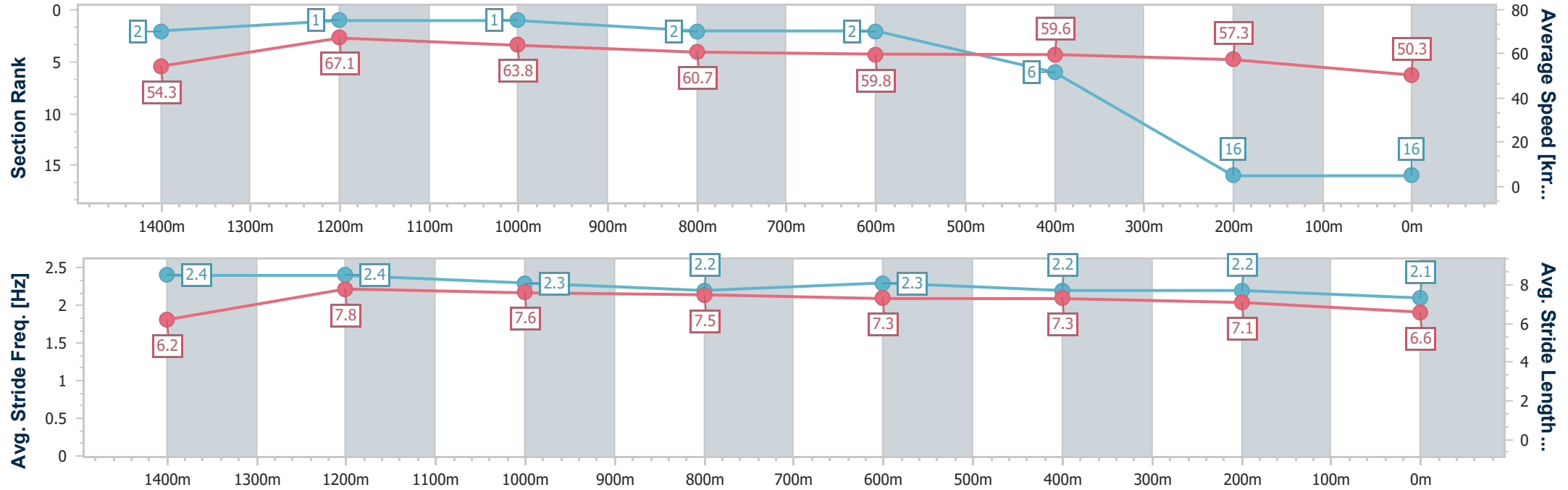
| | |
|--------------------------------|-----------------|
| Horse/Jockey Name | Spirit Talker |
| Final Rank | 16 |
| Fastest Section Time (Section) | 0:10.73 (1400m) |
| Top Speed [km/h] (Section) | 67.8 (1400m) |
| Race State | Finished |



RockhamptonProfessional
Race 5: HIGGINS COATINGS RATINGS BAND 0 - 58 Handicap - 1600m
04 July 2025 - 14:48
Track Rating: Soft 5, Weather: Fine, Rail Position: +2.5m Entire



| Section | Overall | 1400m | 1200m | 1000m | 800m | 600m | 400m | 200m | | | | | |
|------------------------|---------------------------|--------------------------|--------------------------|--------------------------|--------------------------|--------------------------|--------------------------|---------------------------|--|--|--|--|--|
| Section Times | 1:38.40 [16] (0:13.25) | 1:25.15 [2] (0:10.73) | 1:14.42 [1] (0:11.29) | 1:03.13 [1] (0:11.87) | 0:51.26 [2] (0:12.28) | 0:38.98 [2] (0:12.09) | 0:26.89 [6] (0:12.56) | 0:14.33 [16] (0:14.33) | | | | | |
| Average Speed [km/h] | 54.3 | 67.1 | 63.8 | 60.7 | 59.8 | 59.6 | 57.3 | 50.3 | | | | | |
| Top Speed [km/h] | 65.9 | 67.8 | 66.3 | 62.2 | 60.2 | 60.3 | 59.0 | 55.3 | | | | | |
| Avg. Dist. to Rail [m] | 8.3 | 3.4 | 0.4 | 0.4 | 2.3 | 4.6 | 6.3 | 6.2 | | | | | |
| Avg. Stride Freq. [Hz] | 2.4 | 2.4 | 2.3 | 2.2 | 2.3 | 2.2 | 2.2 | 2.1 | | | | | |
| Avg. Stride Length [m] | 6.2 | 7.8 | 7.6 | 7.5 | 7.3 | 7.3 | 7.1 | 6.6 | | | | | |





Rockhampton Professional

Race 6: ONE SYNDICATIONS ROCKHAMPTON NEWMARKET - 1300m

04 July 2025 - 15:28



Track Rating: Soft 5, Weather: Fine, Rail Position: +2.5m Entire

| Section | | Overall | | | | 1200m | 1000m | 800m | 600m | 400m | Last 600m | |
|-------------|-----|----------------------|---------|------------------|-----------------|--------------|--------------|--------------|--------------|--------------|--------------|------------------------|
| Field Times | | 1:14.60 | | | | 1:06.82 | 0:55.95 | 0:45.15 | 0:33.79 | 0:22.67 | 0:33.79 | |
| | | (0:07.78) | | | | (0:10.87) | (0:10.80) | (0:11.36) | (0:11.12) | (0:11.29) | | |
| Rank | TAB | Horse/Jockey | Barrier | Top Speed [km/h] | Fastest Section | | | | | | | Distance Travelled [m] |
| 1 | 3 | SHA OF GOMER | 1 | 66.7 | 0:07.84 | 1:14.60 [1] | 1:06.76 [3] | 0:55.74 [4] | 0:44.85 [4] | 0:33.44 [4] | 0:22.37 [4] | 0:33.44 |
| | | Rikki Jamieson | | 1000m | Overall | (0:07.84) | (0:11.02) | (0:10.89) | (0:11.41) | (0:11.07) | (0:11.11) | |
| 2 | 9 | CHERRY ROSE | 5 | 67.4 | 0:08.14 | 1:14.86 [2] | 1:06.72 [10] | 0:55.68 [10] | 0:44.72 [8] | 0:33.37 [8] | 0:22.49 [7] | 0:33.37 -2 |
| | | Sean Cormack | | 600m | Overall | (0:08.14) | (0:11.04) | (0:10.96) | (0:11.35) | (0:10.88) | (0:10.95) | |
| 3 | 4 | HE'S HEAVEN | 8 | 68.1 | 0:07.92 | 1:15.00 [3] | 1:07.08 [7] | 0:56.21 [2] | 0:45.43 [2] | 0:34.04 [2] | 0:22.87 [2] | 0:34.04 -3 |
| | | Paul Hamblin | | 1000m | Overall | (0:07.92) | (0:10.87) | (0:10.78) | (0:11.39) | (0:11.17) | (0:11.09) | |
| 4 | 1 | BANK MAUR | 6 | 67.7 | 0:07.87 | 1:15.01 [4] | 1:07.14 [4] | 0:55.91 [8] | 0:44.85 [9] | 0:33.41 [9] | 0:22.55 [9] | 0:33.41 +2 |
| | | Nash Rawiller | | 400m | Overall | (0:07.87) | (0:11.23) | (0:11.06) | (0:11.44) | (0:10.86) | (0:10.86) | |
| 5 | 14 | KATHY'S BEAU | 7 | 67.9 | 0:07.78 | 1:15.21 [5] | 1:07.43 [1] | 0:56.41 [3] | 0:45.46 [3] | 0:34.07 [3] | 0:23.03 [3] | 0:34.07 -4 |
| | | Tahlia Fenlon | | 1200m | Overall | (0:07.78) | (0:11.02) | (0:10.95) | (0:11.39) | (0:11.04) | (0:11.15) | |
| 6 | 11 | DEEP BLAST | 12 | 68.7 | 0:08.56 | 1:15.36 [6] | 1:06.80 [11] | 0:55.70 [11] | 0:44.67 [11] | 0:33.36 [11] | 0:22.48 [11] | 0:33.36 -3 |
| | | Raul Silvera Olivera | | 600m | Overall | (0:08.56) | (0:11.10) | (0:11.03) | (0:11.31) | (0:10.88) | (0:10.83) | |
| 7 | 5 | MAHBABY | 4 | 67.6 | 0:07.89 | 1:15.41 [7] | 1:07.52 [6] | 0:56.47 [6] | 0:45.47 [6] | 0:34.08 [6] | 0:22.96 [8] | 0:34.08 -2 |
| | | Corey Bayliss | | 1200m | Overall | (0:07.89) | (0:11.05) | (0:11.00) | (0:11.39) | (0:11.12) | (0:11.11) | |
| 8 | 8 | MEDIA EMPIRE | 3 | 66.8 | 0:08.00 | 1:15.46 [8] | 1:07.46 [8] | 0:56.46 [7] | 0:45.50 [7] | 0:34.05 [7] | 0:23.14 [6] | 0:34.05 +2 |
| | | Warwick Satherley | | 600m | Overall | (0:08.00) | (0:11.00) | (0:10.96) | (0:11.45) | (0:10.91) | (0:11.22) | |
| 9 | 13 | TRACK TALE | 2 | 67.9 | 0:07.81 | 1:15.47 [9] | 1:07.66 [2] | 0:56.82 [1] | 0:46.02 [1] | 0:34.66 [1] | 0:23.54 [1] | 0:34.66 -4 |
| | | Georgina Cartwright | | 1000m | Overall | (0:07.81) | (0:10.84) | (0:10.80) | (0:11.36) | (0:11.12) | (0:11.37) | |
| 10 | 10 | PARADE GROUND | 9 | 68.0 | 0:08.03 | 1:15.50 [10] | 1:07.47 [9] | 0:56.34 [9] | 0:45.34 [10] | 0:33.86 [10] | 0:23.02 [10] | 0:33.86 +1 |
| | | Les Tilley | | 1200m | Overall | (0:08.03) | (0:11.13) | (0:11.00) | (0:11.48) | (0:10.84) | (0:11.05) | |

Scratched: Demon Award (#6), Master Montaro (#7), Bowrider (#12)

Report Created: Fri 4 July 2025 16:16 GMT+10

(Note: Timing is based on position data)

Page 1/15

[] Ranking at each section and finish
-:-:- No data available at this section
NA No data available

SCN Saddle cloth number
DNF Did not finish
DNT Did not track

data processed by  TRIPLESDATA



Rockhampton Professional

Race 6: ONE SYNDICATIONS ROCKHAMPTON NEWMARKET - 1300m

04 July 2025 - 15:28



Track Rating: Soft 5, Weather: Fine, Rail Position: +2.5m Entire

| Section | | | | | Overall | 1200m | 1000m | 800m | 600m | 400m | Last 600m | | |
|-------------|-----|-----------------|---------|---------------------|----------------------|----------------------|----------------------|----------------------|----------------------|----------------------|-------------|---------------------------|----|
| Field Times | | | | | 1:14.60 (0:07.78) | 1:06.82 (0:10.87) | 0:55.95 (0:10.80) | 0:45.15 (0:11.36) | 0:33.79 (0:11.12) | 0:22.67 (0:11.29) | 0:33.79 | | |
| Rank | TAB | Horse/Jockey | Barrier | Top Speed [km/h] | Fastest Section | | | | | | | Distance Travelled [m] | |
| 11 | 2 | SECRET PLAN | 10 | 67.8 | 0:07.88 | 1:16.25 [11] | 1:08.37 [5] | 0:57.32 [5] | 0:46.41 [5] | 0:34.98 [5] | 0:23.98 [5] | 0:34.98 | +3 |
| | | Justin Huxtable | | 1000m | Overall | (0:07.88) | (0:11.05) | (0:10.91) | (0:11.43) | (0:11.00) | (0:11.34) | | |

Scratched: Demon Award (#6), Master Montaro (#7), Bowrider (#12)



Rockhampton Professional

Race 6: ONE SYNDICATIONS ROCKHAMPTON NEWMARKET - 1300m

04 July 2025 - 15:28



Track Rating: Soft 5, Weather: Fine, Rail Position: +2.5m Entire

| Section Field Times | | | | 200m 0:11.38 (0:11.38) | | | | Last 600m 0:33.79 | |
|---------------------|-----|----------------------|---------|------------------------------|-----------------|--------------|---------|------------------------|----|
| Rank | TAB | Horse/Jockey | Barrier | Top Speed [km/h] | Fastest Section | Margin | | Distance Travelled [m] | |
| 1 | 3 | SHA OF GOMER | 1 | 66.7 | 0:07.84 | 0:11.26 [6] | 1:14.60 | 0:33.44 | |
| | | Rikki Jamieson | | 1000m | Overall | (0:11.26) | | | |
| 2 | 9 | CHERRY ROSE | 5 | 67.4 | 0:08.14 | 0:11.54 [3] | 1.5L | 0:33.37 | -2 |
| | | Sean Cormack | | 600m | Overall | (0:11.54) | | | |
| 3 | 4 | HE'S HEAVEN | 8 | 68.1 | 0:07.92 | 0:11.78 [1] | 2.34L | 0:34.04 | -3 |
| | | Paul Hamblin | | 1000m | Overall | (0:11.78) | | | |
| 4 | 1 | BANK MAUR | 6 | 67.7 | 0:07.87 | 0:11.69 [4] | 2.42L | 0:33.41 | +2 |
| | | Nash Rawiller | | 400m | Overall | (0:11.69) | | | |
| 5 | 14 | KATHY'S BEAU | 7 | 67.9 | 0:07.78 | 0:11.88 [5] | 3.56L | 0:34.07 | -4 |
| | | Tahlia Fenlon | | 1200m | Overall | (0:11.88) | | | |
| 6 | 11 | DEEP BLAST | 12 | 68.7 | 0:08.56 | 0:11.65 [11] | 4.45L | 0:33.36 | -3 |
| | | Raul Silvera Olivera | | 600m | Overall | (0:11.65) | | | |
| 7 | 5 | MAHBABY | 4 | 67.6 | 0:07.89 | 0:11.85 [9] | 4.76L | 0:34.08 | -2 |
| | | Corey Bayliss | | 1200m | Overall | (0:11.85) | | | |
| 8 | 8 | MEDIA EMPIRE | 3 | 66.8 | 0:08.00 | 0:11.92 [8] | 5.05L | 0:34.05 | +2 |
| | | Warwick Satherley | | 600m | Overall | (0:11.92) | | | |
| 9 | 13 | TRACK TALE | 2 | 67.9 | 0:07.81 | 0:12.17 [2] | 5.1L | 0:34.66 | -4 |
| | | Georgina Cartwright | | 1000m | Overall | (0:12.17) | | | |
| 10 | 10 | PARADE GROUND | 9 | 68.0 | 0:08.03 | 0:11.97 [7] | 5.25L | 0:33.86 | +1 |
| | | Les Tilley | | 1200m | Overall | (0:11.97) | | | |

Scratched: Demon Award (#6), Master Montaro (#7), Bowrider (#12)



Rockhampton Professional

Race 6: ONE SYNDICATIONS ROCKHAMPTON NEWMARKET - 1300m

04 July 2025 - 15:28



Track Rating: Soft 5, Weather: Fine, Rail Position: +2.5m Entire

| Section | | | | | 200m | Last 600m | | | |
|-------------|-----|-----------------|---------|---------------------|----------------------|--------------|---------------------------|---------|--|
| Field Times | | | | | 0:11.38 (0:11.38) | 0:33.79 | | | |
| Rank | TAB | Horse/Jockey | Barrier | Top Speed [km/h] | Fastest Section | Margin | Distance Travelled [m] | | |
| 11 | 2 | SECRET PLAN | 10 | 67.8 | 0:07.88 | 0:12.64 [10] | 9.67L | 0:34.98 | |
| | | Justin Huxtable | | 1000m | Overall | (0:12.64) | | | |

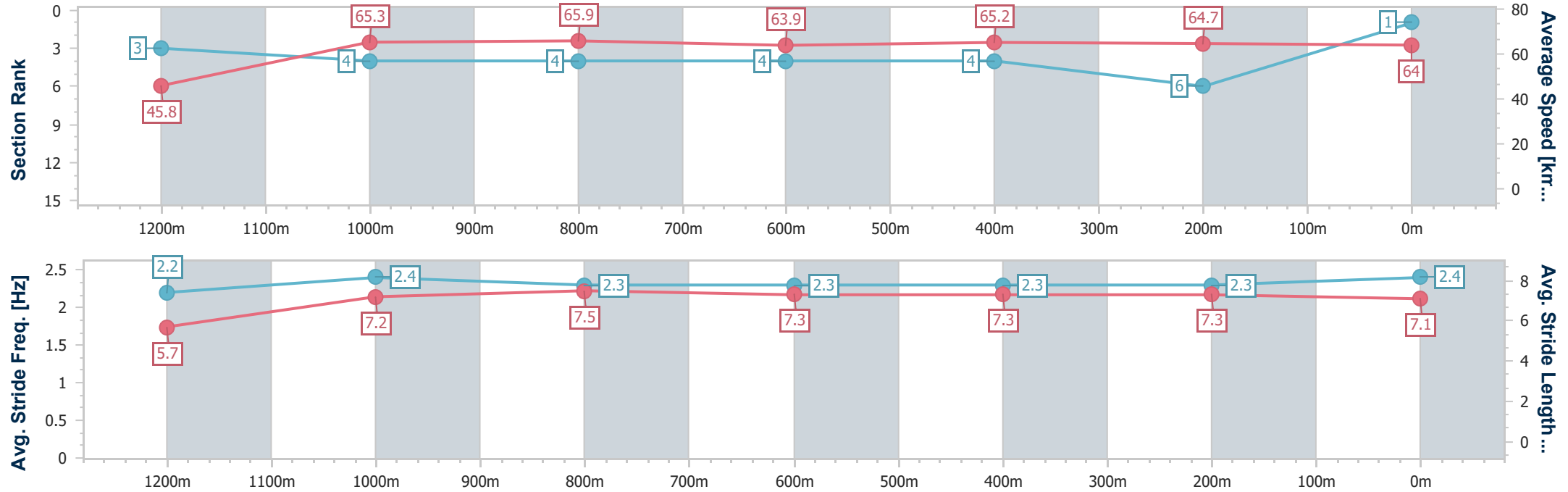
Scratched: Demon Award (#6), Master Montaro (#7), Bowrider (#12)



| | |
|--------------------------------|-------------------|
| Horse/Jockey Name | Sha Of Gomer |
| Final Rank | 1 |
| Fastest Section Time (Section) | 0:07.84 (Overall) |
| Top Speed [km/h] (Section) | 66.7 (1000m) |
| Race State | Finished |



| Section | Overall | 1200m | 1000m | 800m | 600m | 400m | 200m | | | | | | |
|------------------------|--------------------------|--------------------------|--------------------------|--------------------------|--------------------------|--------------------------|--------------------------|--|--|--|--|--|--|
| Section Times | 1:14.60 [1] (0:07.84) | 1:06.76 [3] (0:11.02) | 0:55.74 [4] (0:10.89) | 0:44.85 [4] (0:11.41) | 0:33.44 [4] (0:11.07) | 0:22.37 [4] (0:11.11) | 0:11.26 [6] (0:11.26) | | | | | | |
| Average Speed [km/h] | 45.8 | 65.3 | 65.9 | 63.9 | 65.2 | 64.7 | 64.0 | | | | | | |
| Top Speed [km/h] | 62.0 | 66.7 | 66.7 | 65.6 | 65.8 | 65.8 | 65.9 | | | | | | |
| Avg. Dist. to Rail [m] | 1.4 | 1.1 | 1.0 | 1.8 | 3.0 | 4.5 | 6.8 | | | | | | |
| Avg. Stride Freq. [Hz] | 2.2 | 2.4 | 2.3 | 2.3 | 2.3 | 2.3 | 2.4 | | | | | | |
| Avg. Stride Length [m] | 5.7 | 7.2 | 7.5 | 7.3 | 7.3 | 7.3 | 7.1 | | | | | | |





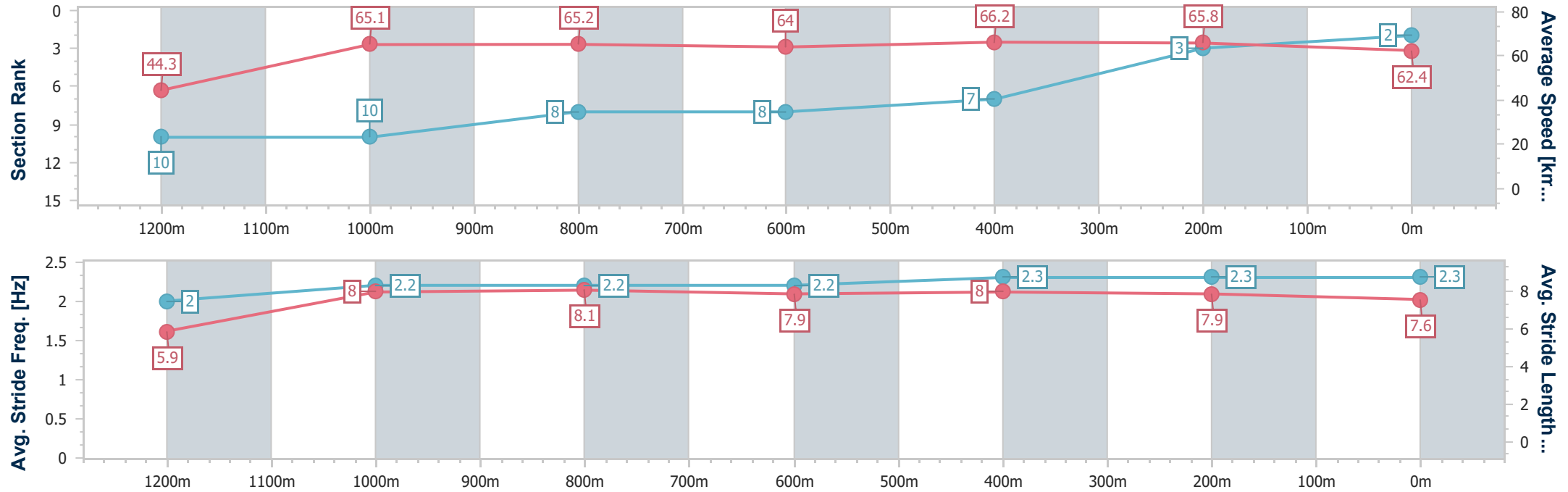
| | |
|--------------------------------|-------------------|
| Horse/Jockey Name | Cherry Rose |
| Final Rank | 2 |
| Fastest Section Time (Section) | 0:08.14 (Overall) |
| Top Speed [km/h] (Section) | 67.4 (600m) |
| Race State | Finished |



RockhamptonProfessional
Race 6: ONE SYNDICATIONS ROCKHAMPTON NEWMARKET -
1300m
04 July 2025 - 15:28
Track Rating: Soft 5, Weather: Fine, Rail Position: +2.5m Entire



| Section | Overall | 1200m | 1000m | 800m | 600m | 400m | 200m | | | | | | |
|------------------------|--------------------------|---------------------------|---------------------------|--------------------------|--------------------------|--------------------------|--------------------------|--|--|--|--|--|--|
| Section Times | 1:14.86 [2] (0:08.14) | 1:06.72 [10] (0:11.04) | 0:55.68 [10] (0:10.96) | 0:44.72 [8] (0:11.35) | 0:33.37 [8] (0:10.88) | 0:22.49 [7] (0:10.95) | 0:11.54 [3] (0:11.54) | | | | | | |
| Average Speed [km/h] | 44.3 | 65.1 | 65.2 | 64.0 | 66.2 | 65.8 | 62.4 | | | | | | |
| Top Speed [km/h] | 61.2 | 66.5 | 66.4 | 64.9 | 67.4 | 67.3 | 65.5 | | | | | | |
| Avg. Dist. to Rail [m] | 5.4 | 1.0 | 1.5 | 1.2 | 2.6 | 2.6 | 2.3 | | | | | | |
| Avg. Stride Freq. [Hz] | 2.0 | 2.2 | 2.2 | 2.2 | 2.3 | 2.3 | 2.3 | | | | | | |
| Avg. Stride Length [m] | 5.9 | 8.0 | 8.1 | 7.9 | 8.0 | 7.9 | 7.6 | | | | | | |





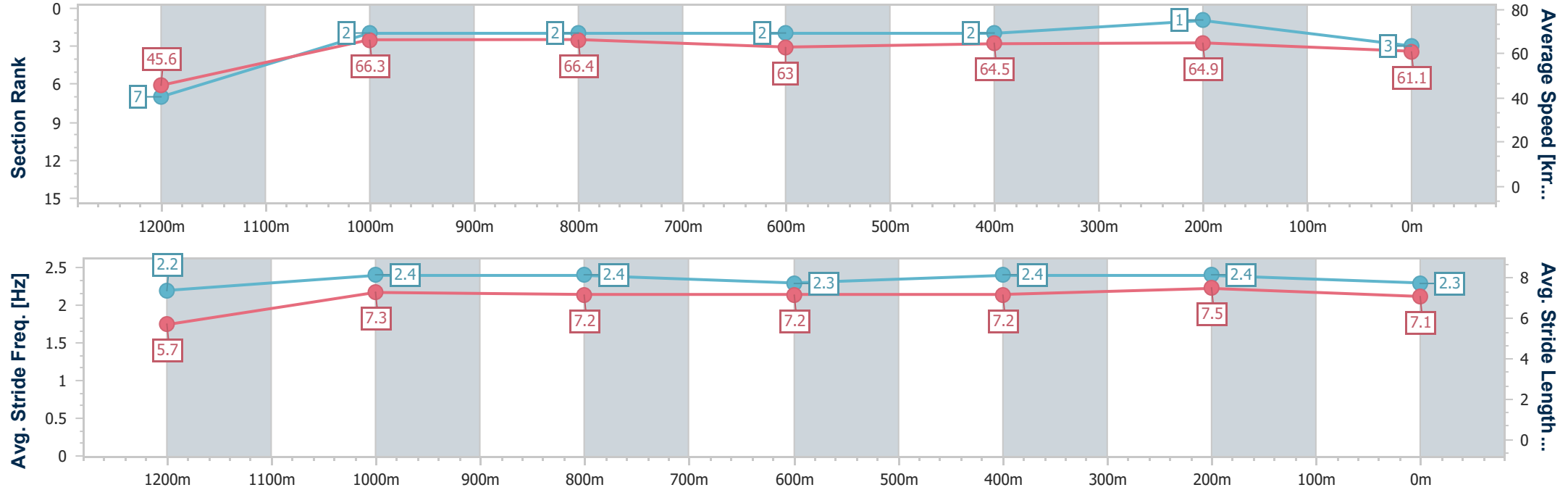
| | |
|--------------------------------|-------------------|
| Horse/Jockey Name | He's Heaven |
| Final Rank | 3 |
| Fastest Section Time (Section) | 0:07.92 (Overall) |
| Top Speed [km/h] (Section) | 68.1 (1000m) |
| Race State | Finished |



RockhamptonProfessional
Race 6: ONE SYNDICATIONS ROCKHAMPTON NEWMARKET -
1300m
04 July 2025 - 15:28
Track Rating: Soft 5, Weather: Fine, Rail Position: +2.5m Entire



| Section | Overall | 1200m | 1000m | 800m | 600m | 400m | 200m | | | | | | |
|------------------------|--------------------------|--------------------------|--------------------------|--------------------------|--------------------------|--------------------------|--------------------------|--|--|--|--|--|--|
| Section Times | 1:15.00 [3] (0:07.92) | 1:07.08 [7] (0:10.87) | 0:56.21 [2] (0:10.78) | 0:45.43 [2] (0:11.39) | 0:34.04 [2] (0:11.17) | 0:22.87 [2] (0:11.09) | 0:11.78 [1] (0:11.78) | | | | | | |
| Average Speed [km/h] | 45.6 | 66.3 | 66.4 | 63.0 | 64.5 | 64.9 | 61.1 | | | | | | |
| Top Speed [km/h] | 62.2 | 68.0 | 68.1 | 64.9 | 65.7 | 66.0 | 64.0 | | | | | | |
| Avg. Dist. to Rail [m] | 6.9 | 1.4 | 1.2 | 0.9 | 2.5 | 3.0 | 3.4 | | | | | | |
| Avg. Stride Freq. [Hz] | 2.2 | 2.4 | 2.4 | 2.3 | 2.4 | 2.4 | 2.3 | | | | | | |
| Avg. Stride Length [m] | 5.7 | 7.3 | 7.2 | 7.2 | 7.2 | 7.5 | 7.1 | | | | | | |





| | |
|--------------------------------|-------------------|
| Horse/Jockey Name | Bank Maur |
| Final Rank | 4 |
| Fastest Section Time (Section) | 0:07.87 (Overall) |
| Top Speed [km/h] (Section) | 67.7 (400m) |
| Race State | Finished |



RockhamptonProfessional

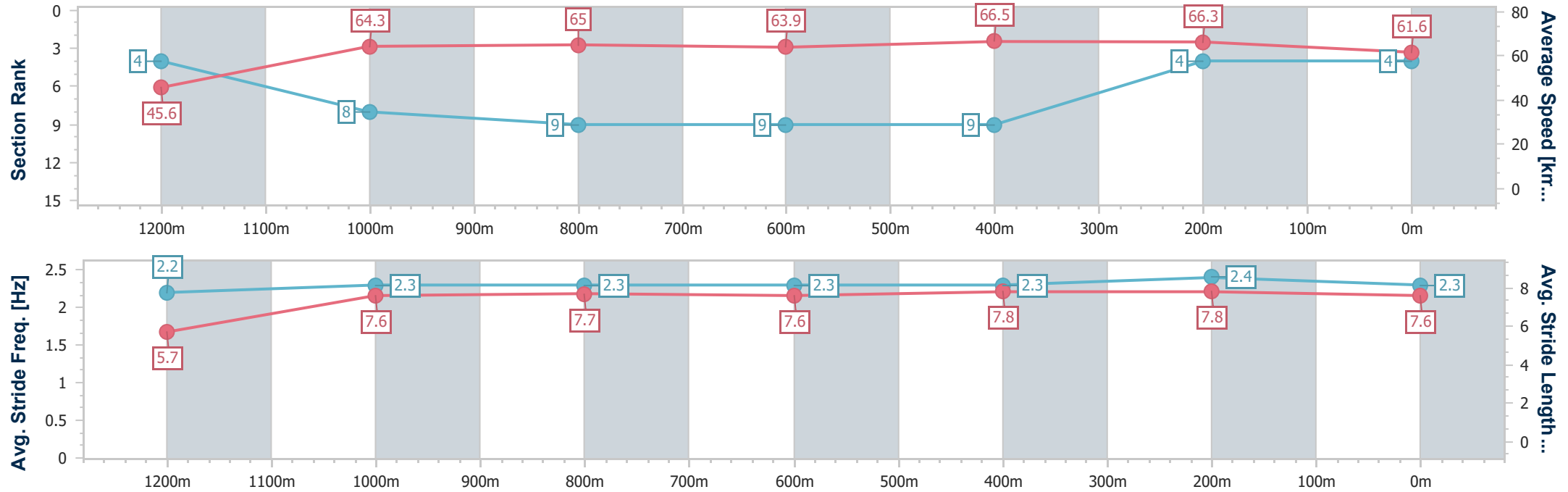
Race 6: ONE SYNDICATIONS ROCKHAMPTON NEWMARKET - 1300m

04 July 2025 - 15:28

Track Rating: Soft 5, Weather: Fine, Rail Position: +2.5m Entire

Callaghan Park
ROCKHAMPTON JOCKEY CLUB

| Section | Overall | 1200m | 1000m | 800m | 600m | 400m | 200m | | | | | | |
|------------------------|--------------------------|--------------------------|--------------------------|--------------------------|--------------------------|--------------------------|-------------|--|--|--|--|--|--|
| Section Times | 1:15.01 [4] (0:07.87) | 1:07.14 [4] (0:11.23) | 0:55.91 [8] (0:11.06) | 0:44.85 [9] (0:11.44) | 0:33.41 [9] (0:10.86) | 0:22.55 [9] (0:10.86) | 0:11.69 [4] | | | | | | |
| Average Speed [km/h] | 45.6 | 64.3 | 65.0 | 63.9 | 66.5 | 66.3 | 61.6 | | | | | | |
| Top Speed [km/h] | 61.2 | 65.9 | 65.7 | 64.8 | 67.6 | 67.7 | 64.6 | | | | | | |
| Avg. Dist. to Rail [m] | 5.6 | 1.1 | 0.3 | 2.0 | 3.9 | 6.2 | 6.9 | | | | | | |
| Avg. Stride Freq. [Hz] | 2.2 | 2.3 | 2.3 | 2.3 | 2.3 | 2.4 | 2.3 | | | | | | |
| Avg. Stride Length [m] | 5.7 | 7.6 | 7.7 | 7.6 | 7.8 | 7.8 | 7.6 | | | | | | |



- [] Ranking at each section and finish
- .-.- No data available at this section
- NA No data available



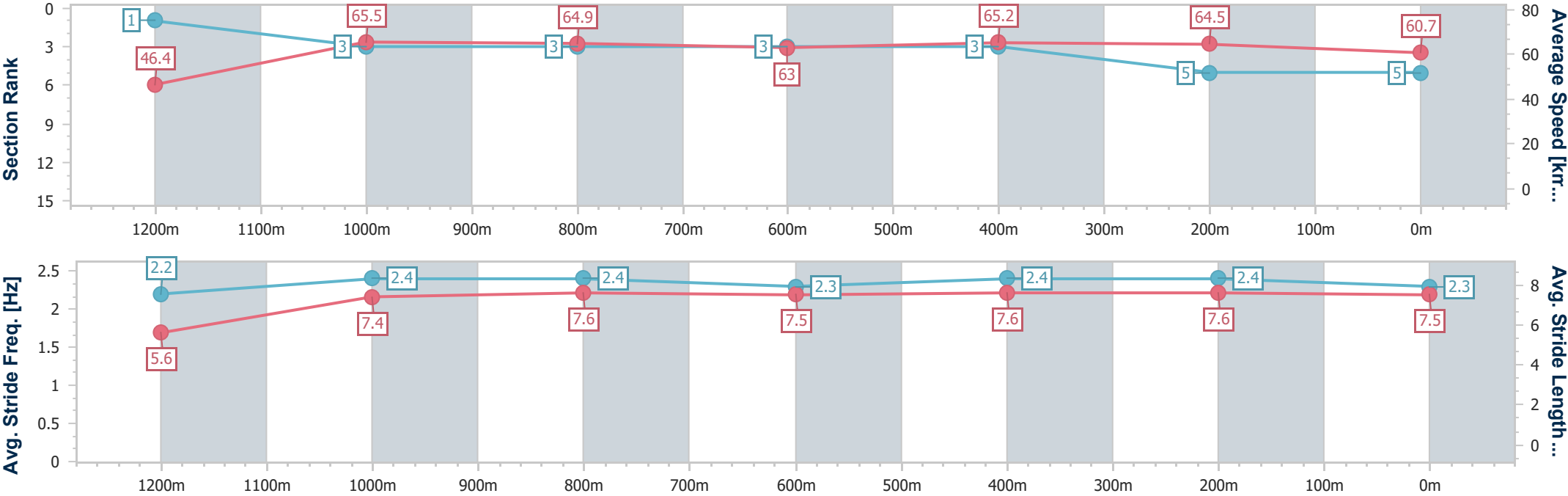
| | |
|--------------------------------|-------------------|
| Horse/Jockey Name | Kathy's Beau |
| Final Rank | 5 |
| Fastest Section Time (Section) | 0:07.78 (Overall) |
| Top Speed [km/h] (Section) | 67.9 (1200m) |
| Race State | Finished |



RockhamptonProfessional
Race 6: ONE SYNDICATIONS ROCKHAMPTON NEWMARKET - 1300m
04 July 2025 - 15:28
Track Rating: Soft 5, Weather: Fine, Rail Position: +2.5m Entire



| Section | Overall | 1200m | 1000m | 800m | 600m | 400m | 200m | | | | | | |
|------------------------|--------------------------|--------------------------|--------------------------|--------------------------|--------------------------|--------------------------|--------------------------|--|--|--|--|--|--|
| Section Times | 1:15.21 [5] (0:07.78) | 1:07.43 [1] (0:11.02) | 0:56.41 [3] (0:10.95) | 0:45.46 [3] (0:11.39) | 0:34.07 [3] (0:11.04) | 0:23.03 [3] (0:11.15) | 0:11.88 [5] (0:11.88) | | | | | | |
| Average Speed [km/h] | 46.4 | 65.5 | 64.9 | 63.0 | 65.2 | 64.5 | 60.7 | | | | | | |
| Top Speed [km/h] | 64.1 | 67.9 | 67.5 | 66.3 | 67.1 | 66.9 | 64.0 | | | | | | |
| Avg. Dist. to Rail [m] | 5.5 | 1.3 | 1.9 | 1.5 | 2.9 | 4.2 | 5.8 | | | | | | |
| Avg. Stride Freq. [Hz] | 2.2 | 2.4 | 2.4 | 2.3 | 2.4 | 2.4 | 2.3 | | | | | | |
| Avg. Stride Length [m] | 5.6 | 7.4 | 7.6 | 7.5 | 7.6 | 7.6 | 7.5 | | | | | | |





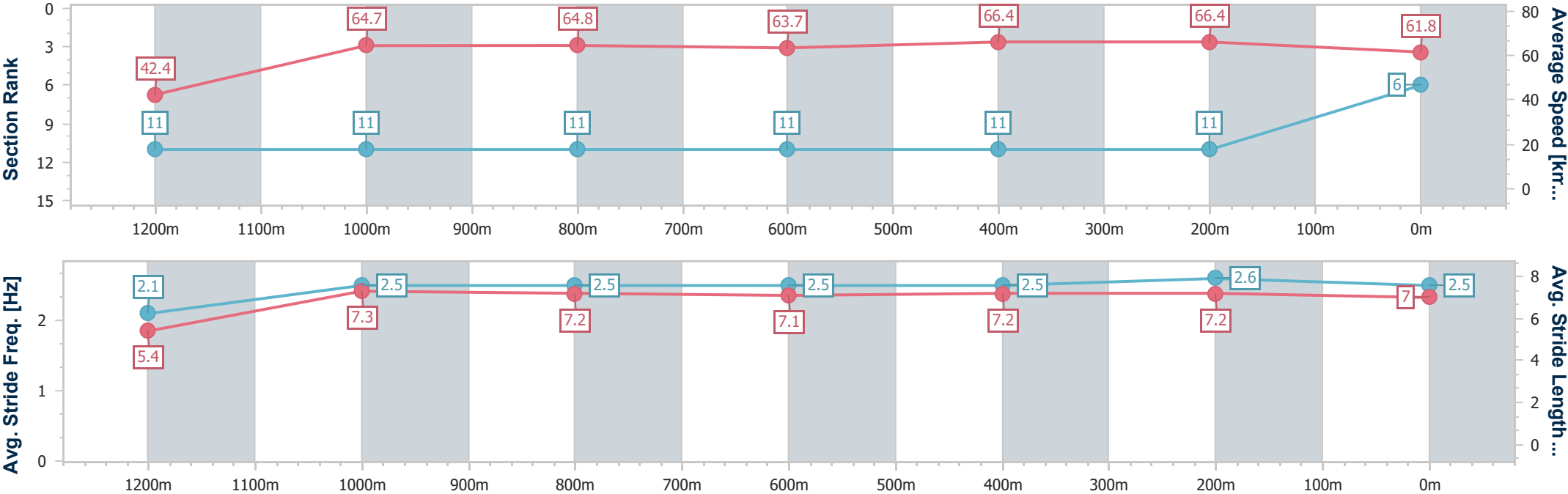
| | |
|--------------------------------|-------------------|
| Horse/Jockey Name | Deep Blast |
| Final Rank | 6 |
| Fastest Section Time (Section) | 0:08.56 (Overall) |
| Top Speed [km/h] (Section) | 68.7 (600m) |
| Race State | Finished |



RockhamptonProfessional
Race 6: ONE SYNDICATIONS ROCKHAMPTON NEWMARKET - 1300m
04 July 2025 - 15:28
Track Rating: Soft 5, Weather: Fine, Rail Position: +2.5m Entire



| Section | Overall | 1200m | 1000m | 800m | 600m | 400m | 200m | | | | | | |
|------------------------|--------------------------|---------------------------|---------------------------|---------------------------|---------------------------|---------------------------|---------------------------|--|--|--|--|--|--|
| Section Times | 1:15.36 [6] (0:08.56) | 1:06.80 [11] (0:11.10) | 0:55.70 [11] (0:11.03) | 0:44.67 [11] (0:11.31) | 0:33.36 [11] (0:10.88) | 0:22.48 [11] (0:10.83) | 0:11.65 [11] (0:11.65) | | | | | | |
| Average Speed [km/h] | 42.4 | 64.7 | 64.8 | 63.7 | 66.4 | 66.4 | 61.8 | | | | | | |
| Top Speed [km/h] | 60.9 | 66.6 | 65.6 | 65.6 | 68.7 | 68.6 | 65.6 | | | | | | |
| Avg. Dist. to Rail [m] | 8.9 | 0.7 | 1.4 | 1.2 | 2.4 | 2.4 | 2.9 | | | | | | |
| Avg. Stride Freq. [Hz] | 2.1 | 2.5 | 2.5 | 2.5 | 2.5 | 2.6 | 2.5 | | | | | | |
| Avg. Stride Length [m] | 5.4 | 7.3 | 7.2 | 7.1 | 7.2 | 7.2 | 7.0 | | | | | | |





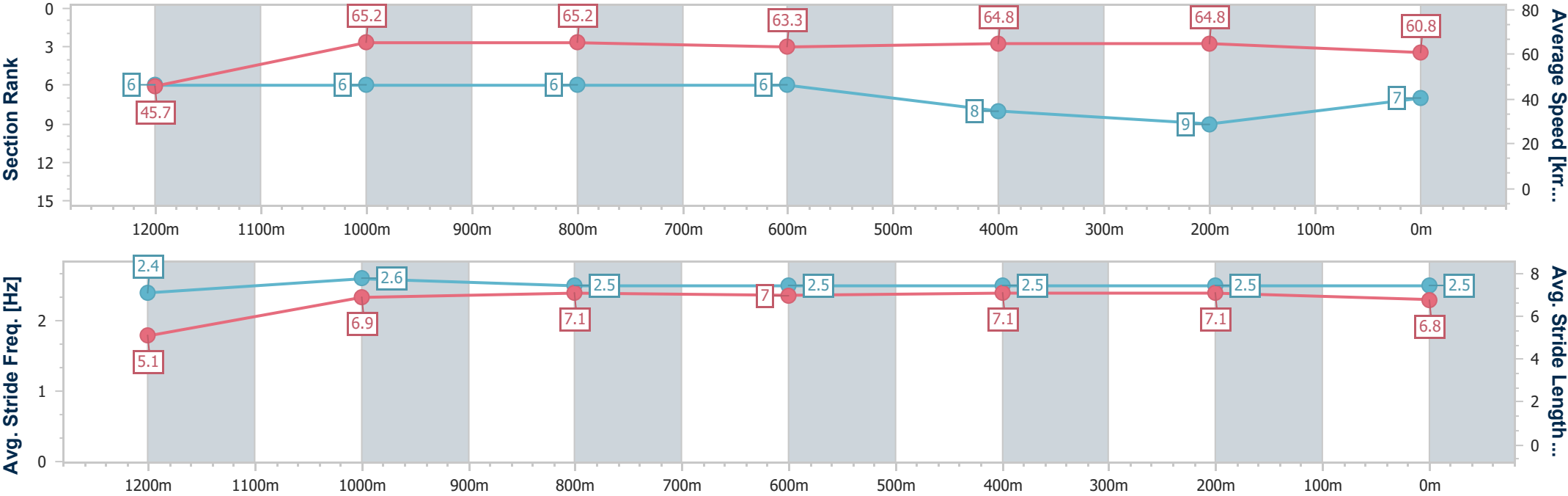
| | |
|--------------------------------|-------------------|
| Horse/Jockey Name | Mahbaby |
| Final Rank | 7 |
| Fastest Section Time (Section) | 0:07.89 (Overall) |
| Top Speed [km/h] (Section) | 67.6 (1200m) |
| Race State | Finished |



RockhamptonProfessional
Race 6: ONE SYNDICATIONS ROCKHAMPTON NEWMARKET - 1300m
04 July 2025 - 15:28
Track Rating: Soft 5, Weather: Fine, Rail Position: +2.5m Entire



| Section | Overall | 1200m | 1000m | 800m | 600m | 400m | 200m | | | | | | |
|------------------------|--------------------------|--------------------------|--------------------------|--------------------------|--------------------------|--------------------------|--------------------------|--|--|--|--|--|--|
| Section Times | 1:15.41 [7] (0:07.89) | 1:07.52 [6] (0:11.05) | 0:56.47 [6] (0:11.00) | 0:45.47 [6] (0:11.39) | 0:34.08 [6] (0:11.12) | 0:22.96 [8] (0:11.11) | 0:11.85 [9] (0:11.85) | | | | | | |
| Average Speed [km/h] | 45.7 | 65.2 | 65.2 | 63.3 | 64.8 | 64.8 | 60.8 | | | | | | |
| Top Speed [km/h] | 61.9 | 67.6 | 67.1 | 64.4 | 66.5 | 66.4 | 64.2 | | | | | | |
| Avg. Dist. to Rail [m] | 4.4 | 0.9 | 0.7 | 0.8 | 3.8 | 7.1 | 9.9 | | | | | | |
| Avg. Stride Freq. [Hz] | 2.4 | 2.6 | 2.5 | 2.5 | 2.5 | 2.5 | 2.5 | | | | | | |
| Avg. Stride Length [m] | 5.1 | 6.9 | 7.1 | 7.0 | 7.1 | 7.1 | 6.8 | | | | | | |





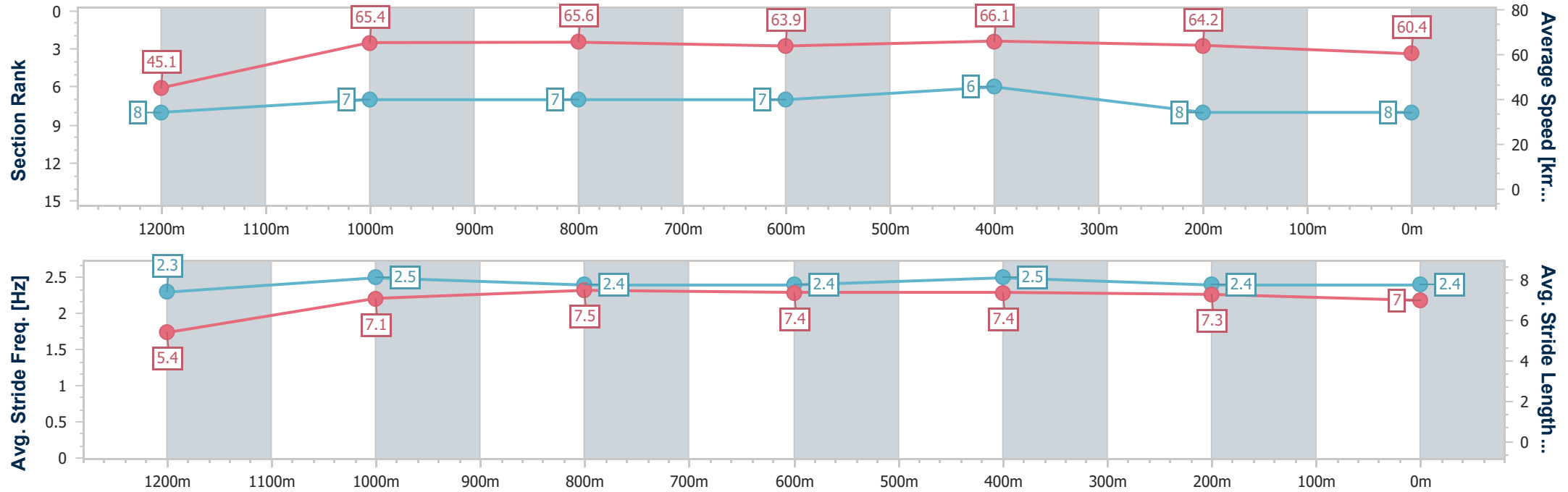
| | |
|--------------------------------|-------------------|
| Horse/Jockey Name | Media Empire |
| Final Rank | 8 |
| Fastest Section Time (Section) | 0:08.00 (Overall) |
| Top Speed [km/h] (Section) | 66.8 (600m) |
| Race State | Finished |



RockhamptonProfessional
Race 6: ONE SYNDICATIONS ROCKHAMPTON NEWMARKET - 1300m
04 July 2025 - 15:28
Track Rating: Soft 5, Weather: Fine, Rail Position: +2.5m Entire



| Section | Overall | 1200m | 1000m | 800m | 600m | 400m | 200m | | | | | | |
|------------------------|--------------------------|--------------------------|--------------------------|--------------------------|--------------------------|--------------------------|--------------------------|--|--|--|--|--|--|
| Section Times | 1:15.46 [8] (0:08.00) | 1:07.46 [8] (0:11.00) | 0:56.46 [7] (0:10.96) | 0:45.50 [7] (0:11.45) | 0:34.05 [7] (0:10.91) | 0:23.14 [6] (0:11.22) | 0:11.92 [8] (0:11.92) | | | | | | |
| Average Speed [km/h] | 45.1 | 65.4 | 65.6 | 63.9 | 66.1 | 64.2 | 60.4 | | | | | | |
| Top Speed [km/h] | 61.8 | 66.5 | 66.6 | 66.4 | 66.8 | 66.2 | 64.2 | | | | | | |
| Avg. Dist. to Rail [m] | 3.0 | 0.6 | 0.6 | 2.0 | 3.0 | 4.1 | 5.2 | | | | | | |
| Avg. Stride Freq. [Hz] | 2.3 | 2.5 | 2.4 | 2.4 | 2.5 | 2.4 | 2.4 | | | | | | |
| Avg. Stride Length [m] | 5.4 | 7.1 | 7.5 | 7.4 | 7.4 | 7.3 | 7.0 | | | | | | |





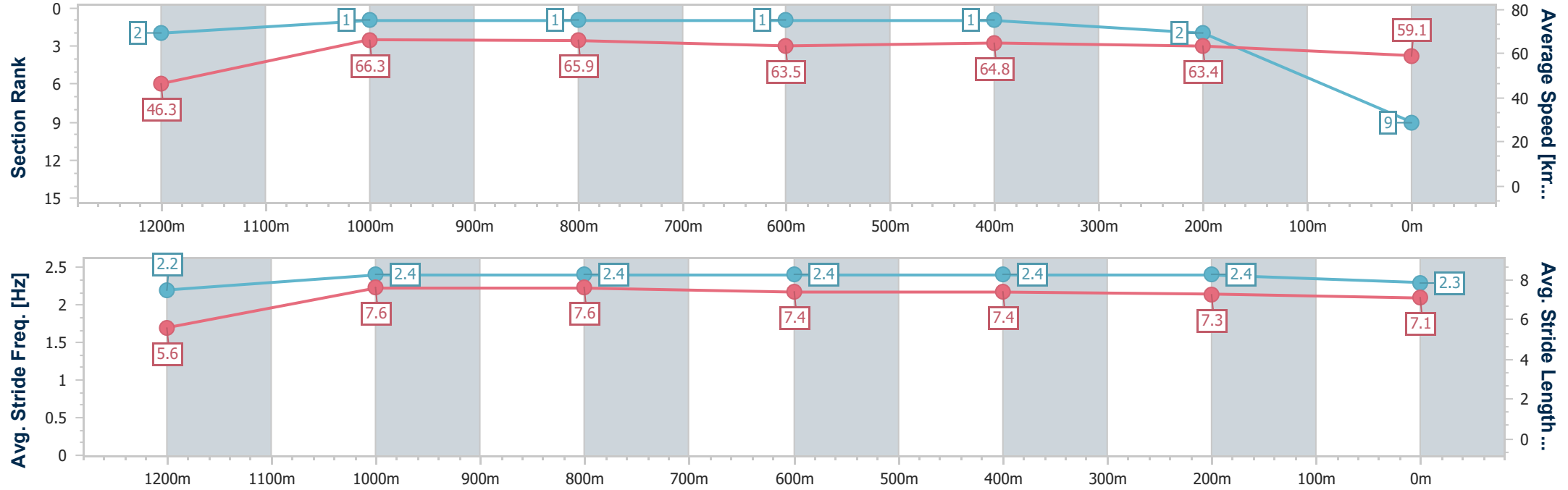
| | |
|--------------------------------|-------------------|
| Horse/Jockey Name | Track Tale |
| Final Rank | 9 |
| Fastest Section Time (Section) | 0:07.81 (Overall) |
| Top Speed [km/h] (Section) | 67.9 (1000m) |
| Race State | Finished |



RockhamptonProfessional
Race 6: ONE SYNDICATIONS ROCKHAMPTON NEWMARKET - 1300m
04 July 2025 - 15:28
Track Rating: Soft 5, Weather: Fine, Rail Position: +2.5m Entire



| Section | Overall | 1200m | 1000m | 800m | 600m | 400m | 200m | | | | | | |
|------------------------|--------------------------|--------------------------|--------------------------|--------------------------|--------------------------|--------------------------|--------------------------|--|--|--|--|--|--|
| Section Times | 1:15.47 [9] (0:07.81) | 1:07.66 [2] (0:10.84) | 0:56.82 [1] (0:10.80) | 0:46.02 [1] (0:11.36) | 0:34.66 [1] (0:11.12) | 0:23.54 [1] (0:11.37) | 0:12.17 [2] (0:12.17) | | | | | | |
| Average Speed [km/h] | 46.3 | 66.3 | 65.9 | 63.5 | 64.8 | 63.4 | 59.1 | | | | | | |
| Top Speed [km/h] | 64.4 | 67.3 | 67.9 | 65.3 | 66.3 | 64.9 | 61.4 | | | | | | |
| Avg. Dist. to Rail [m] | 2.5 | 1.2 | 2.0 | 0.9 | 1.9 | 2.2 | 2.3 | | | | | | |
| Avg. Stride Freq. [Hz] | 2.2 | 2.4 | 2.4 | 2.4 | 2.4 | 2.4 | 2.3 | | | | | | |
| Avg. Stride Length [m] | 5.6 | 7.6 | 7.6 | 7.4 | 7.4 | 7.3 | 7.1 | | | | | | |





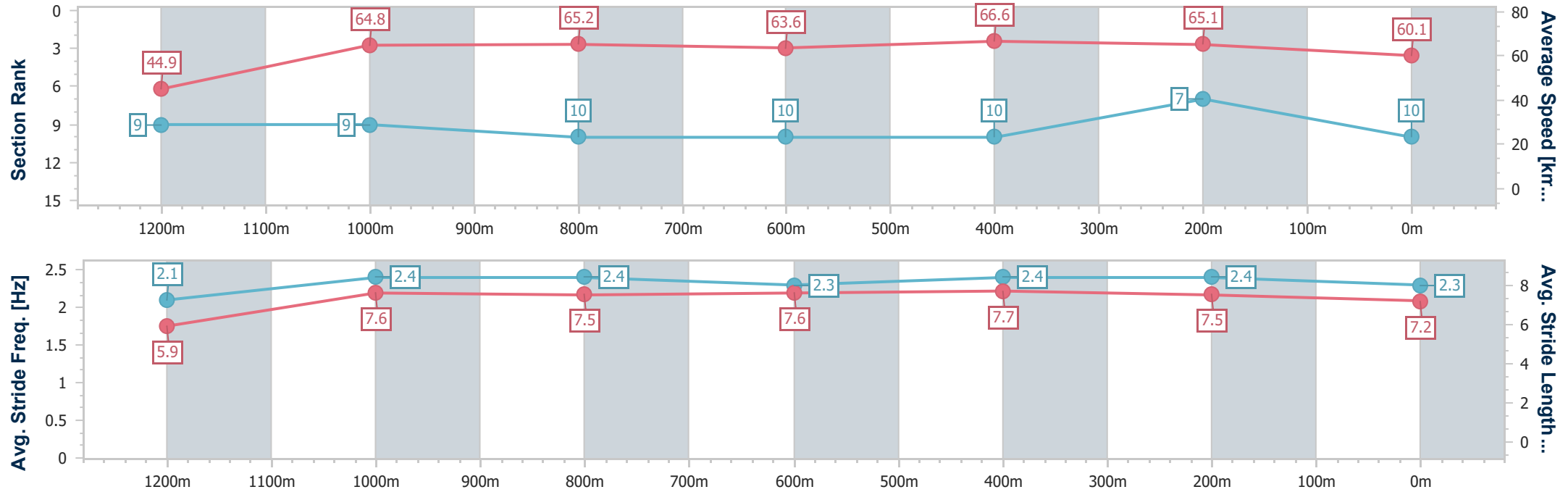
| | |
|--------------------------------|-------------------|
| Horse/Jockey Name | Parade Ground |
| Final Rank | 10 |
| Fastest Section Time (Section) | 0:08.03 (Overall) |
| Top Speed [km/h] (Section) | 68.0 (1200m) |
| Race State | Finished |



RockhamptonProfessional
Race 6: ONE SYNDICATIONS ROCKHAMPTON NEWMARKET -
1300m
04 July 2025 - 15:28
Track Rating: Soft 5, Weather: Fine, Rail Position: +2.5m Entire



| Section | Overall | 1200m | 1000m | 800m | 600m | 400m | 200m | | | | | | |
|------------------------|---------------------------|--------------------------|--------------------------|---------------------------|---------------------------|---------------------------|--------------------------|--|--|--|--|--|--|
| Section Times | 1:15.50 [10] (0:08.03) | 1:07.47 [9] (0:11.13) | 0:56.34 [9] (0:11.00) | 0:45.34 [10] (0:11.48) | 0:33.86 [10] (0:10.84) | 0:23.02 [10] (0:11.05) | 0:11.97 [7] (0:11.97) | | | | | | |
| Average Speed [km/h] | 44.9 | 64.8 | 65.2 | 63.6 | 66.6 | 65.1 | 60.1 | | | | | | |
| Top Speed [km/h] | 60.0 | 68.0 | 67.2 | 65.2 | 67.9 | 67.5 | 63.5 | | | | | | |
| Avg. Dist. to Rail [m] | 8.0 | 1.0 | 0.6 | 1.8 | 3.7 | 5.0 | 7.4 | | | | | | |
| Avg. Stride Freq. [Hz] | 2.1 | 2.4 | 2.4 | 2.3 | 2.4 | 2.4 | 2.3 | | | | | | |
| Avg. Stride Length [m] | 5.9 | 7.6 | 7.5 | 7.6 | 7.7 | 7.5 | 7.2 | | | | | | |





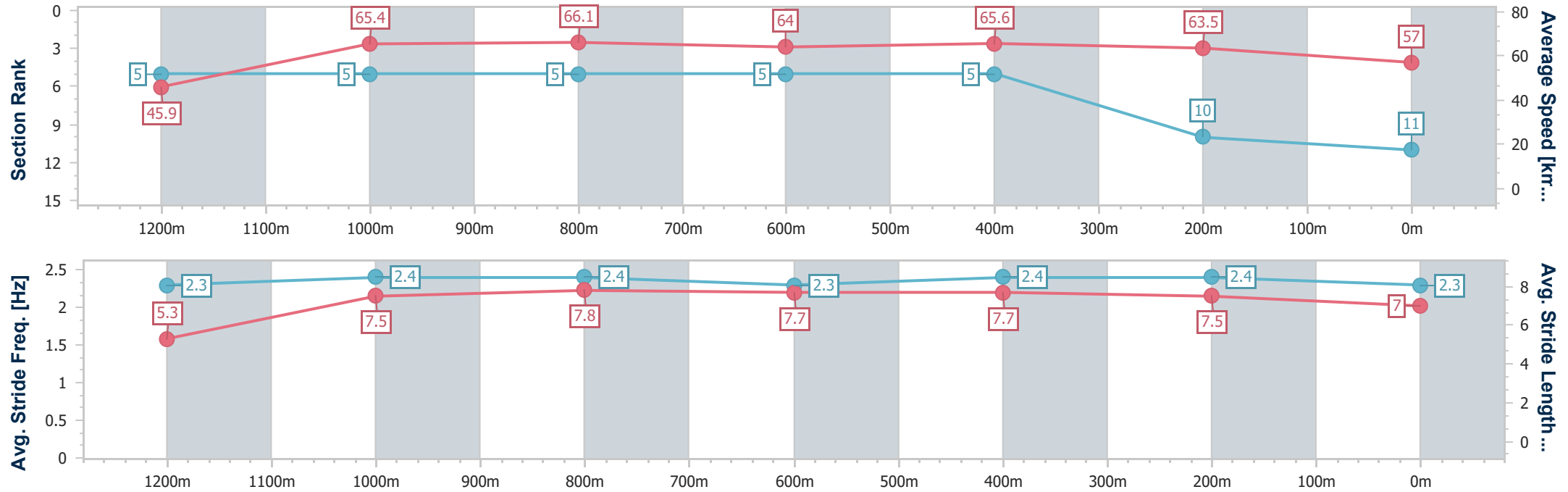
| | |
|--------------------------------|-------------------|
| Horse/Jockey Name | Secret Plan |
| Final Rank | 11 |
| Fastest Section Time (Section) | 0:07.88 (Overall) |
| Top Speed [km/h] (Section) | 67.8 (1000m) |
| Race State | Finished |



RockhamptonProfessional
Race 6: ONE SYNDICATIONS ROCKHAMPTON NEWMARKET - 1300m
04 July 2025 - 15:28
Track Rating: Soft 5, Weather: Fine, Rail Position: +2.5m Entire



| Section | Overall | 1200m | 1000m | 800m | 600m | 400m | 200m | | | | | | |
|------------------------|---------------------------|--------------------------|--------------------------|--------------------------|--------------------------|--------------------------|---------------------------|--|--|--|--|--|--|
| Section Times | 1:16.25 [11] (0:07.88) | 1:08.37 [5] (0:11.05) | 0:57.32 [5] (0:10.91) | 0:46.41 [5] (0:11.43) | 0:34.98 [5] (0:11.00) | 0:23.98 [5] (0:11.34) | 0:12.64 [10] (0:12.64) | | | | | | |
| Average Speed [km/h] | 45.9 | 65.4 | 66.1 | 64.0 | 65.6 | 63.5 | 57.0 | | | | | | |
| Top Speed [km/h] | 63.1 | 67.0 | 67.8 | 65.2 | 66.4 | 65.9 | 60.7 | | | | | | |
| Avg. Dist. to Rail [m] | 9.4 | 2.8 | 0.3 | 2.0 | 4.1 | 5.8 | 8.2 | | | | | | |
| Avg. Stride Freq. [Hz] | 2.3 | 2.4 | 2.4 | 2.3 | 2.4 | 2.4 | 2.3 | | | | | | |
| Avg. Stride Length [m] | 5.3 | 7.5 | 7.8 | 7.7 | 7.7 | 7.5 | 7.0 | | | | | | |





Rockhampton Professional
Race 7: TAB BELLE OF CAPRICORNIA Fillies and Mares BENCHMARK
70 Handicap - 1400m
04 July 2025 - 16:04



Track Rating: Soft 5, Weather: Fine, Rail Position: +2.5m Entire

| Section | | | | | | Overall | 1200m | 1000m | 800m | 600m | 400m | Last 600m | |
|-------------|-----|---------------------|---------|---------------------|--------------------|----------------------|----------------------|----------------------|----------------------|----------------------|----------------------|-----------|---------------------------|
| Field Times | | | | | | 1:20.30 (0:11.55) | 1:08.75 (0:11.03) | 0:57.72 (0:11.42) | 0:46.30 (0:11.89) | 0:34.41 (0:11.36) | 0:23.05 (0:11.28) | 0:34.41 | |
| Rank | TAB | Horse/Jockey | Barrier | Top Speed [km/h] | Fastest Section | | | | | | | | Distance Travelled [m] |
| 1 | 6 | DREAM SMART | 1 | 66.3 | 0:11.05 | 1:20.30 [1] | 1:08.61 [3] | 0:57.36 [4] | 0:45.92 [3] | 0:34.08 [3] | 0:22.82 [3] | 0:34.08 | |
| | | Justin Stanley | | 400m | 400m | (0:11.69) | (0:11.25) | (0:11.44) | (0:11.84) | (0:11.26) | (0:11.05) | | |
| 2 | 11 | TIGON PRINCESS | 5 | 65.7 | 0:11.20 | 1:20.50 [2] | 1:08.59 [7] | 0:57.32 [7] | 0:45.89 [6] | 0:34.17 [4] | 0:22.95 [4] | 0:34.17 | |
| | | Georgina Cartwright | | 600m | 400m | (0:11.91) | (0:11.27) | (0:11.43) | (0:11.72) | (0:11.22) | (0:11.20) | | |
| 3 | 1 | CELESTIAL HARBOUR | 7 | 66.4 | 0:11.13 | 1:20.57 [3] | 1:08.77 [5] | 0:57.49 [6] | 0:45.97 [5] | 0:34.22 [5] | 0:23.01 [5] | 0:34.22 | |
| | | Corey Bayliss | | Overall | 400m | (0:11.80) | (0:11.28) | (0:11.52) | (0:11.75) | (0:11.21) | (0:11.13) | | |
| 4 | 10 | ROTHESAY'S RUBY | 11 | 67.6 | 0:10.87 | 1:20.78 [4] | 1:08.55 [11] | 0:57.21 [11] | 0:45.69 [11] | 0:33.79 [11] | 0:22.92 [10] | 0:33.79 | |
| | | Jai Williams | | 400m | 600m | (0:12.23) | (0:11.34) | (0:11.52) | (0:11.90) | (0:10.87) | (0:10.94) | | |
| 5 | 2 | AFFINITY FLYER | 2 | 65.9 | 0:11.12 | 1:20.82 [5] | 1:09.04 [4] | 0:57.80 [5] | 0:46.20 [7] | 0:34.33 [7] | 0:23.05 [7] | 0:34.33 | |
| | | Sean Cormack | | 600m | 400m | (0:11.78) | (0:11.24) | (0:11.60) | (0:11.87) | (0:11.28) | (0:11.12) | | |
| 6 | 9 | GLASS OF ROSE | 9 | 66.3 | 0:11.14 | 1:20.84 [6] | 1:08.71 [10] | 0:57.42 [9] | 0:45.99 [8] | 0:34.31 [8] | 0:23.17 [6] | 0:34.31 | |
| | | Rikki Jamieson | | 400m | 600m | (0:12.13) | (0:11.29) | (0:11.43) | (0:11.68) | (0:11.14) | (0:11.17) | | |
| 7 | 14 | EL OF A SENORITA | 3 | 66.0 | 0:11.03 | 1:20.90 [7] | 1:09.35 [1] | 0:58.32 [2] | 0:46.89 [2] | 0:35.01 [1] | 0:23.65 [1] | 0:35.01 | |
| | | Tahlia Fenlon | | 1200m | 1200m | (0:11.55) | (0:11.03) | (0:11.43) | (0:11.88) | (0:11.36) | (0:11.39) | | |
| 8 | 8 | STREET GLORY | 10 | 65.4 | 0:11.09 | 1:21.08 [8] | 1:09.03 [8] | 0:57.63 [10] | 0:46.01 [10] | 0:34.23 [10] | 0:23.14 [11] | 0:34.23 | |
| | | Warwick Satherley | | 600m | 600m | (0:12.05) | (0:11.40) | (0:11.62) | (0:11.78) | (0:11.09) | (0:11.20) | | |
| 9 | 13 | BOOGA RAY | 4 | 67.7 | 0:11.12 | 1:21.08 [9] | 1:09.26 [6] | 0:58.14 [3] | 0:46.65 [4] | 0:34.73 [6] | 0:23.27 [9] | 0:34.73 | |
| | | Shania Willis | | 1200m | 1200m | (0:11.82) | (0:11.12) | (0:11.49) | (0:11.92) | (0:11.46) | (0:11.36) | | |
| 10 | 5 | HEARSAY | 8 | 66.0 | 0:11.09 | 1:21.13 [10] | 1:09.08 [9] | 0:57.80 [8] | 0:46.20 [9] | 0:34.43 [9] | 0:23.34 [8] | 0:34.43 | |
| | | Ryan Wiggins | | 400m | 600m | (0:12.05) | (0:11.28) | (0:11.60) | (0:11.77) | (0:11.09) | (0:11.13) | | |

Scratched: Freeman (#12), All's Fair (#3), Uluwatu (#7)



Rockhampton Professional
Race 7: TAB BELLE OF CAPRICORNIA Fillies and Mares BENCHMARK
70 Handicap - 1400m
04 July 2025 - 16:04



Track Rating: Soft 5, Weather: Fine, Rail Position: +2.5m Entire

| Section | | | | | | Overall | 1200m | 1000m | 800m | 600m | 400m | Last 600m | |
|-------------|-----|-----------------|---------|---------------------|--------------------|----------------------|----------------------|----------------------|----------------------|----------------------|----------------------|-----------|---------------------------|
| Field Times | | | | | | 1:20.30 (0:11.55) | 1:08.75 (0:11.03) | 0:57.72 (0:11.42) | 0:46.30 (0:11.89) | 0:34.41 (0:11.36) | 0:23.05 (0:11.28) | 0:34.41 | |
| Rank | TAB | Horse/Jockey | Barrier | Top Speed [km/h] | Fastest Section | | | | | | | | Distance Travelled [m] |
| 11 | 4 | THAT'S AN EXTRA | 6 | 67.4 | 0:10.94 | 1:21.94 [11] | 1:10.30 [2] | 0:59.36 [1] | 0:47.94 [1] | 0:35.96 [2] | 0:24.54 [2] | 0:35.96 | +3 |
| | | Les Tilley | | 1200m | 1200m | (0:11.64) | (0:10.94) | (0:11.42) | (0:11.98) | (0:11.42) | (0:11.68) | | |

Scratched: Freeman (#12), All's Fair (#3), Uluwatu (#7)



Rockhampton Professional
Race 7: TAB BELLE OF CAPRICORNIA Fillies and Mares BENCHMARK
70 Handicap - 1400m
04 July 2025 - 16:04



Track Rating: Soft 5, Weather: Fine, Rail Position: +2.5m Entire

| Section | | 200m | | | | | Last 600m | | |
|-------------|-----|----------------------|---------|---------------------|--------------------|--------------|-----------|---------------------------|----|
| Field Times | | 0:11.77 (0:11.77) | | | | | 0:34.41 | | |
| Rank | TAB | Horse/Jockey | Barrier | Top Speed [km/h] | Fastest Section | Margin | | Distance Travelled [m] | |
| 1 | 6 | DREAM SMART | 1 | 66.3 | 0:11.05 | 0:11.77 [1] | 1:20.30 | 0:34.08 | |
| | | Justin Stanley | | 400m | 400m | (0:11.77) | | | |
| 2 | 11 | TIGON PRINCESS | 5 | 65.7 | 0:11.20 | 0:11.75 [4] | 1.19L | 0:34.17 | +0 |
| | | Georgina Cartwright | | 600m | 400m | (0:11.75) | | | |
| 3 | 1 | CELESTIAL HARBOUR | 7 | 66.4 | 0:11.13 | 0:11.88 [3] | 1.6L | 0:34.22 | +7 |
| | | Corey Bayliss | | Overall | 400m | (0:11.88) | | | |
| 4 | 10 | ROTHESAY'S RUBY | 11 | 67.6 | 0:10.87 | 0:11.98 [5] | 2.85L | 0:33.79 | +4 |
| | | Jai Williams | | 400m | 600m | (0:11.98) | | | |
| 5 | 2 | AFFINITY FLYER | 2 | 65.9 | 0:11.12 | 0:11.93 [7] | 3.07L | 0:34.33 | +3 |
| | | Sean Cormack | | 600m | 400m | (0:11.93) | | | |
| 6 | 9 | GLASS OF ROSE | 9 | 66.3 | 0:11.14 | 0:12.00 [6] | 3.19L | 0:34.31 | -1 |
| | | Rikki Jamieson | | 400m | 600m | (0:12.00) | | | |
| 7 | 14 | EL OF A SENORITA | 3 | 66.0 | 0:11.03 | 0:12.26 [2] | 3.55L | 0:35.01 | -2 |
| | | Tahlia Fenlon | | 1200m | 1200m | (0:12.26) | | | |
| 8 | 8 | STREET GLORY | 10 | 65.4 | 0:11.09 | 0:11.94 [10] | 4.62L | 0:34.23 | +5 |
| | | Warwick Satherley | | 600m | 600m | (0:11.94) | | | |
| 9 | 13 | BOOGA RAY | 4 | 67.7 | 0:11.12 | 0:11.91 [11] | 4.63L | 0:34.73 | +4 |
| | | Shania Willis | | 1200m | 1200m | (0:11.91) | | | |
| 10 | 5 | HEARSAY | 8 | 66.0 | 0:11.09 | 0:12.21 [8] | 4.88L | 0:34.43 | +3 |
| | | Ryan Wiggins | | 400m | 600m | (0:12.21) | | | |

Scratched: Freeman (#12), All's Fair (#3), Uluwatu (#7)



Rockhampton Professional
Race 7: TAB BELLE OF CAPRICORNIA Fillies and Mares BENCHMARK
70 Handicap - 1400m
04 July 2025 - 16:04



Track Rating: Soft 5, Weather: Fine, Rail Position: +2.5m Entire

| Section | | | | | | 200m | | Last 600m | | |
|-------------|-----|-----------------|---------|---------------------|--------------------|----------------------|--|---------------------------|---------|----|
| Field Times | | | | | | 0:11.77 (0:11.77) | | 0:34.41 | | |
| Rank | TAB | Horse/Jockey | Barrier | Top Speed [km/h] | Fastest Section | Margin | | Distance Travelled [m] | | |
| 11 | 4 | THAT'S AN EXTRA | 6 | 67.4 | 0:10.94 | 0:12.86 [9] | | 9.64L | 0:35.96 | +3 |
| | | Les Tilley | | 1200m | 1200m | (0:12.86) | | | | |

Scratched: Freeman (#12), All's Fair (#3), Uluwatu (#7)



| | |
|--------------------------------|----------------|
| Horse/Jockey Name | Dream Smart |
| Final Rank | 1 |
| Fastest Section Time (Section) | 0:11.05 (400m) |
| Top Speed [km/h] (Section) | 66.3 (400m) |
| Race State | Finished |



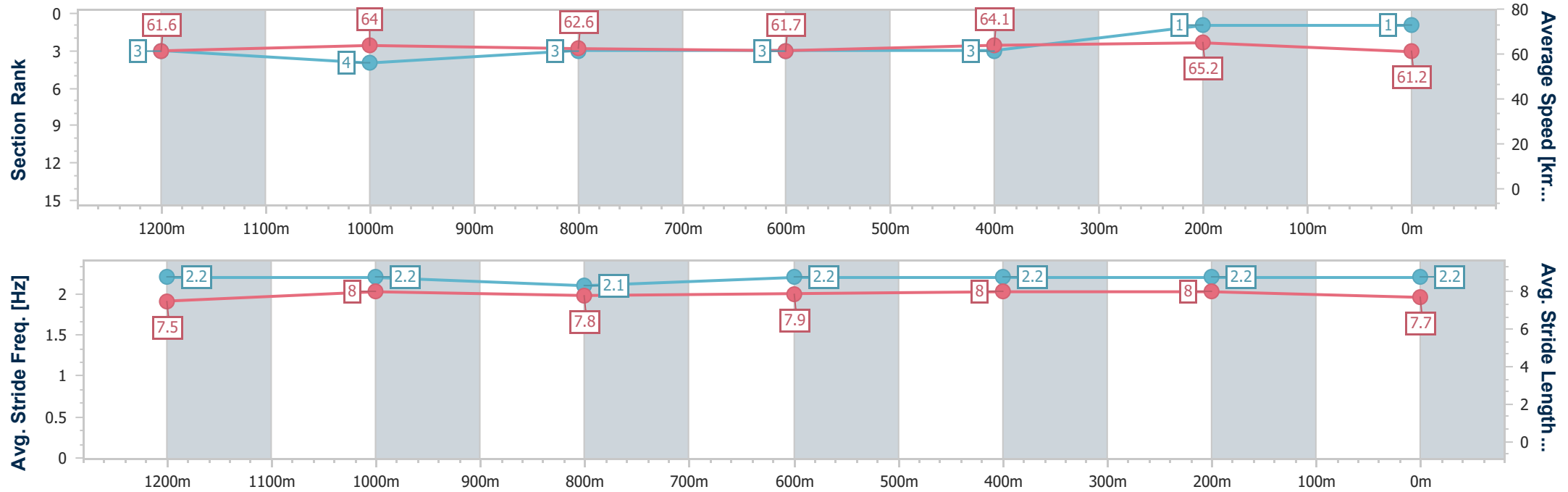
RockhamptonProfessional
Race 7: TAB BELLE OF CAPRICORNIA Fillies and Mares
BENCHMARK 70 Handicap - 1400m

04 July 2025 - 16:04

Track Rating: Soft 5, Weather: Fine, Rail Position: +2.5m Entire



| Section | Overall | 1200m | 1000m | 800m | 600m | 400m | 200m | | | | | | |
|------------------------|--------------------------|--------------------------|--------------------------|--------------------------|--------------------------|--------------------------|--------------------------|--|--|--|--|--|--|
| Section Times | 1:20.30 [1] (0:11.69) | 1:08.61 [3] (0:11.25) | 0:57.36 [4] (0:11.44) | 0:45.92 [3] (0:11.84) | 0:34.08 [3] (0:11.26) | 0:22.82 [3] (0:11.05) | 0:11.77 [1] (0:11.77) | | | | | | |
| Average Speed [km/h] | 61.6 | 64.0 | 62.6 | 61.7 | 64.1 | 65.2 | 61.2 | | | | | | |
| Top Speed [km/h] | 64.7 | 64.7 | 63.9 | 62.2 | 65.7 | 66.3 | 64.2 | | | | | | |
| Avg. Dist. to Rail [m] | 1.3 | 1.5 | 0.6 | 1.9 | 3.8 | 5.1 | 8.3 | | | | | | |
| Avg. Stride Freq. [Hz] | 2.2 | 2.2 | 2.1 | 2.2 | 2.2 | 2.2 | 2.2 | | | | | | |
| Avg. Stride Length [m] | 7.5 | 8.0 | 7.8 | 7.9 | 8.0 | 8.0 | 7.7 | | | | | | |





| | |
|--------------------------------|----------------|
| Horse/Jockey Name | Tigon Princess |
| Final Rank | 2 |
| Fastest Section Time (Section) | 0:11.20 (400m) |
| Top Speed [km/h] (Section) | 65.7 (600m) |
| Race State | Finished |



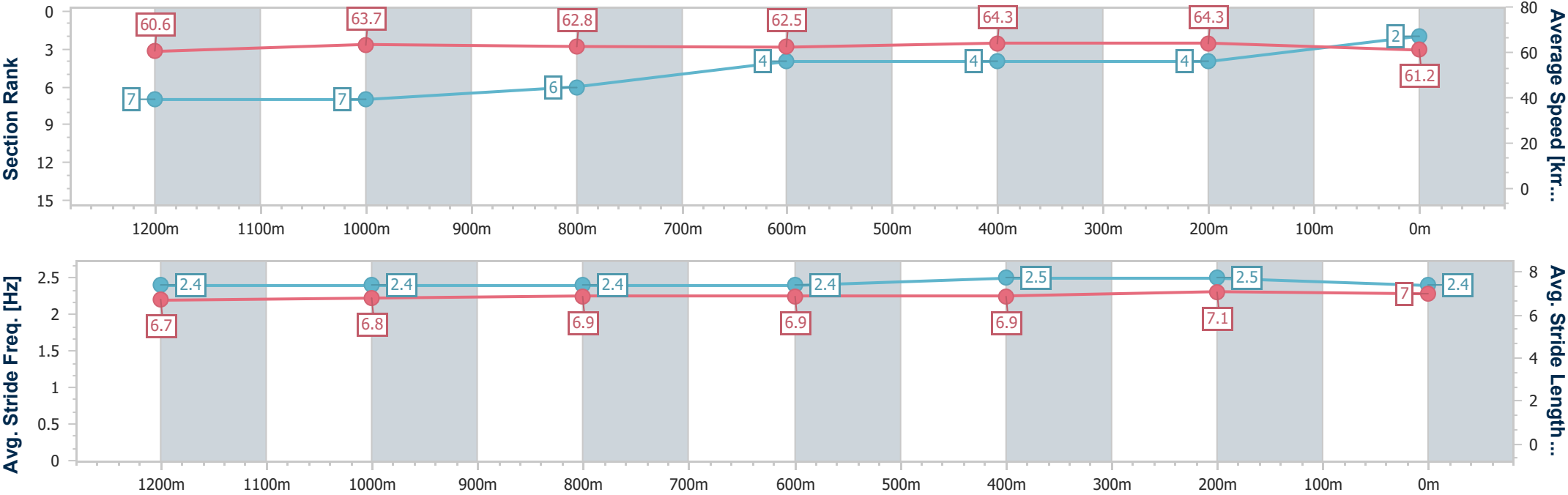
RockhamptonProfessional
Race 7: TAB BELLE OF CAPRICORNIA Fillies and Mares
BENCHMARK 70 Handicap - 1400m

04 July 2025 - 16:04

Track Rating: Soft 5, Weather: Fine, Rail Position: +2.5m Entire



| Section | Overall | 1200m | 1000m | 800m | 600m | 400m | 200m | | | | | | |
|------------------------|--------------------------|--------------------------|--------------------------|--------------------------|--------------------------|--------------------------|--------------------------|--|--|--|--|--|--|
| Section Times | 1:20.50 [2] (0:11.91) | 1:08.59 [7] (0:11.27) | 0:57.32 [7] (0:11.43) | 0:45.89 [6] (0:11.72) | 0:34.17 [4] (0:11.22) | 0:22.95 [4] (0:11.20) | 0:11.75 [4] (0:11.75) | | | | | | |
| Average Speed [km/h] | 60.6 | 63.7 | 62.8 | 62.5 | 64.3 | 64.3 | 61.2 | | | | | | |
| Top Speed [km/h] | 64.5 | 64.7 | 64.1 | 63.4 | 65.7 | 65.6 | 63.8 | | | | | | |
| Avg. Dist. to Rail [m] | 2.1 | 0.8 | 0.9 | 2.0 | 4.3 | 5.7 | 8.1 | | | | | | |
| Avg. Stride Freq. [Hz] | 2.4 | 2.4 | 2.4 | 2.4 | 2.5 | 2.5 | 2.4 | | | | | | |
| Avg. Stride Length [m] | 6.7 | 6.8 | 6.9 | 6.9 | 6.9 | 7.1 | 7.0 | | | | | | |





| | |
|--------------------------------|-------------------|
| Horse/Jockey Name | Celestial Harbour |
| Final Rank | 3 |
| Fastest Section Time (Section) | 0:11.13 (400m) |
| Top Speed [km/h] (Section) | 66.4 (Overall) |
| Race State | Finished |



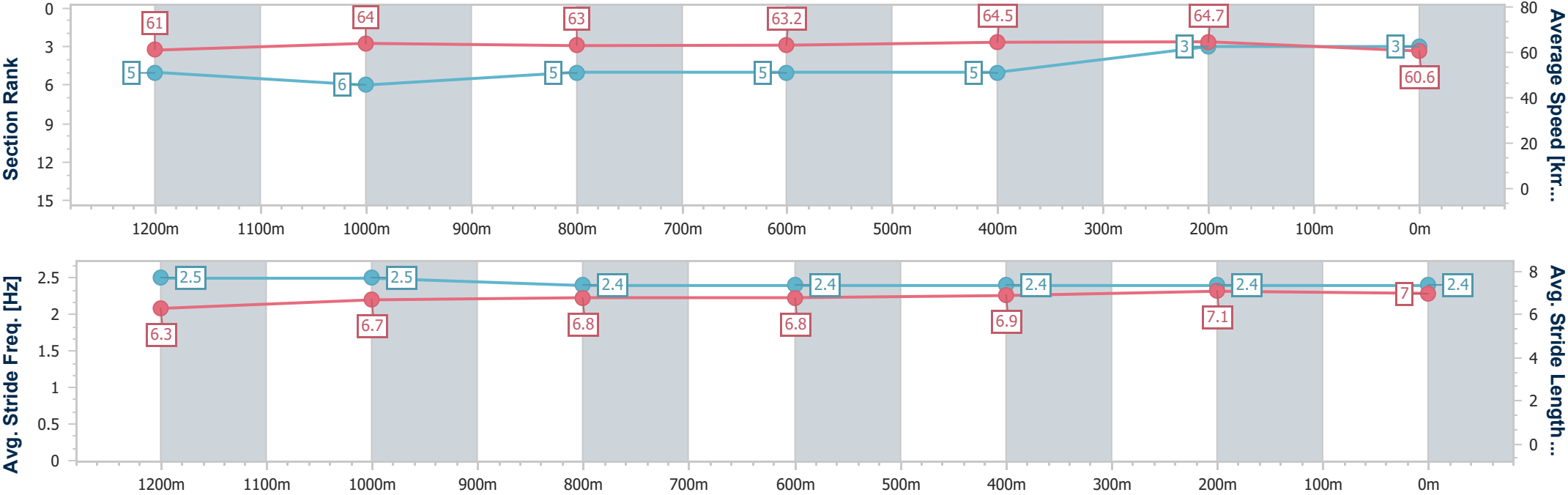
RockhamptonProfessional
Race 7: TAB BELLE OF CAPRICORNIA Fillies and Mares
BENCHMARK 70 Handicap - 1400m

04 July 2025 - 16:04

Track Rating: Soft 5, Weather: Fine, Rail Position: +2.5m Entire



| Section | Overall | 1200m | 1000m | 800m | 600m | 400m | 200m | | | | | | |
|------------------------|--------------------------|--------------------------|--------------------------|--------------------------|--------------------------|--------------------------|--------------------------|--|--|--|--|--|--|
| Section Times | 1:20.57 [3] (0:11.80) | 1:08.77 [5] (0:11.28) | 0:57.49 [6] (0:11.52) | 0:45.97 [5] (0:11.75) | 0:34.22 [5] (0:11.21) | 0:23.01 [5] (0:11.13) | 0:11.88 [3] (0:11.88) | | | | | | |
| Average Speed [km/h] | 61.0 | 64.0 | 63.0 | 63.2 | 64.5 | 64.7 | 60.6 | | | | | | |
| Top Speed [km/h] | 66.4 | 66.3 | 63.8 | 63.9 | 65.5 | 65.5 | 63.6 | | | | | | |
| Avg. Dist. to Rail [m] | 4.8 | 1.8 | 1.6 | 3.9 | 5.8 | 6.9 | 9.0 | | | | | | |
| Avg. Stride Freq. [Hz] | 2.5 | 2.5 | 2.4 | 2.4 | 2.4 | 2.4 | 2.4 | | | | | | |
| Avg. Stride Length [m] | 6.3 | 6.7 | 6.8 | 6.8 | 6.9 | 7.1 | 7.0 | | | | | | |



- [] Ranking at each section and finish
- .-.- No data available at this section
- NA No data available



| | |
|--------------------------------|-----------------|
| Horse/Jockey Name | Rothesay's Ruby |
| Final Rank | 4 |
| Fastest Section Time (Section) | 0:10.87 (600m) |
| Top Speed [km/h] (Section) | 67.6 (400m) |
| Race State | Finished |



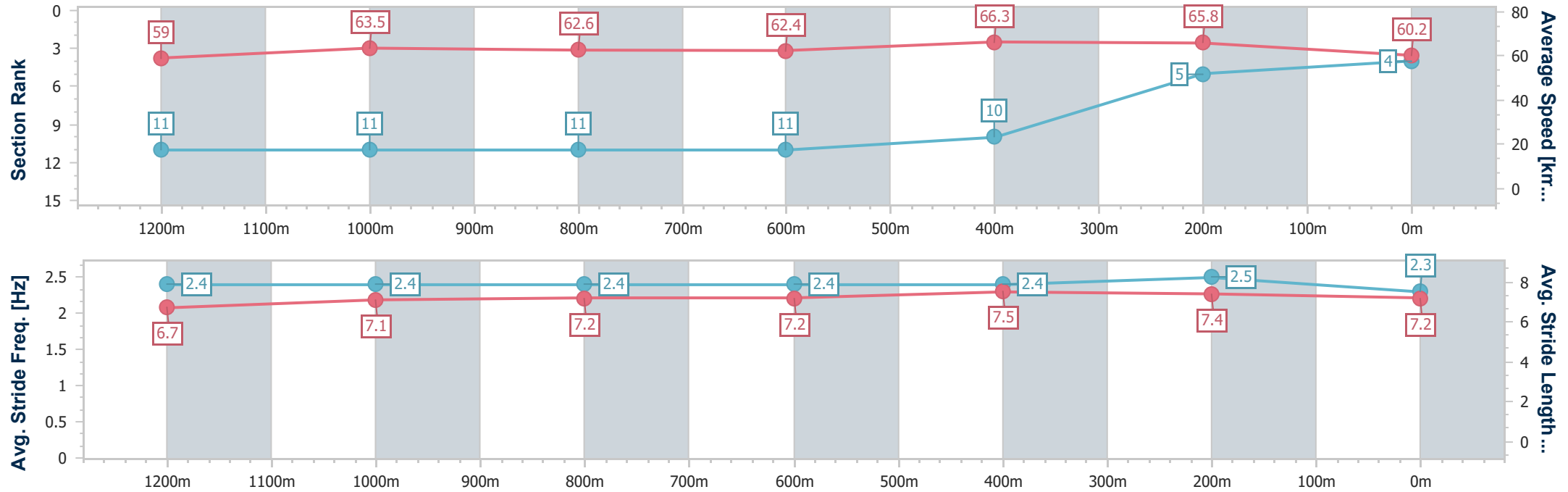
RockhamptonProfessional
Race 7: TAB BELLE OF CAPRICORNIA Fillies and Mares
BENCHMARK 70 Handicap - 1400m

04 July 2025 - 16:04

Track Rating: Soft 5, Weather: Fine, Rail Position: +2.5m Entire



| Section | Overall | 1200m | 1000m | 800m | 600m | 400m | 200m | | | | | | |
|------------------------|--------------------------|---------------------------|---------------------------|---------------------------|---------------------------|---------------------------|--------------------------|--|--|--|--|--|--|
| Section Times | 1:20.78 [4] (0:12.23) | 1:08.55 [11] (0:11.34) | 0:57.21 [11] (0:11.52) | 0:45.69 [11] (0:11.90) | 0:33.79 [11] (0:10.87) | 0:22.92 [10] (0:10.94) | 0:11.98 [5] (0:11.98) | | | | | | |
| Average Speed [km/h] | 59.0 | 63.5 | 62.6 | 62.4 | 66.3 | 65.8 | 60.2 | | | | | | |
| Top Speed [km/h] | 65.8 | 64.9 | 64.3 | 65.2 | 67.1 | 67.6 | 63.8 | | | | | | |
| Avg. Dist. to Rail [m] | 5.7 | 0.3 | 0.4 | 3.6 | 1.6 | 1.3 | 2.3 | | | | | | |
| Avg. Stride Freq. [Hz] | 2.4 | 2.4 | 2.4 | 2.4 | 2.4 | 2.5 | 2.3 | | | | | | |
| Avg. Stride Length [m] | 6.7 | 7.1 | 7.2 | 7.2 | 7.5 | 7.4 | 7.2 | | | | | | |



- [] Ranking at each section and finish
- .-.- No data available at this section
- NA No data available



| | |
|--------------------------------|----------------|
| Horse/Jockey Name | Affinity Flyer |
| Final Rank | 5 |
| Fastest Section Time (Section) | 0:11.12 (400m) |
| Top Speed [km/h] (Section) | 65.9 (600m) |
| Race State | Finished |



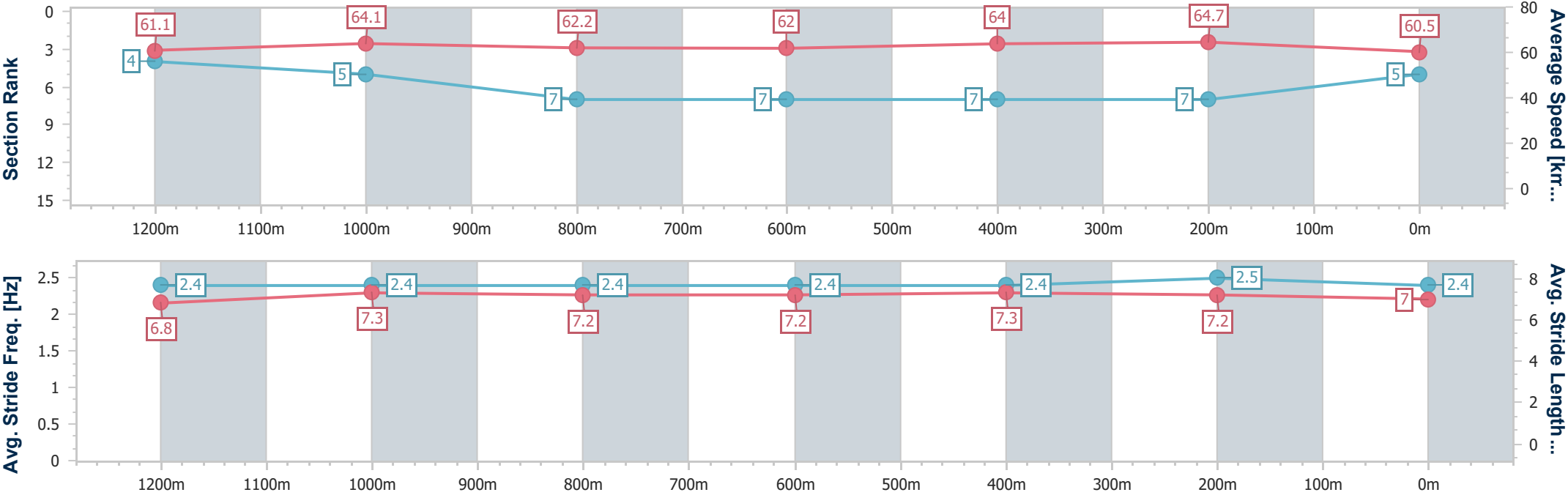
RockhamptonProfessional
Race 7: TAB BELLE OF CAPRICORNIA Fillies and Mares
BENCHMARK 70 Handicap - 1400m

04 July 2025 - 16:04

Track Rating: Soft 5, Weather: Fine, Rail Position: +2.5m Entire



| Section | Overall | 1200m | 1000m | 800m | 600m | 400m | 200m | | | | | | |
|------------------------|--------------------------|--------------------------|--------------------------|--------------------------|--------------------------|--------------------------|--------------------------|--|--|--|--|--|--|
| Section Times | 1:20.82 [5] (0:11.78) | 1:09.04 [4] (0:11.24) | 0:57.80 [5] (0:11.60) | 0:46.20 [7] (0:11.87) | 0:34.33 [7] (0:11.28) | 0:23.05 [7] (0:11.12) | 0:11.93 [7] (0:11.93) | | | | | | |
| Average Speed [km/h] | 61.1 | 64.1 | 62.2 | 62.0 | 64.0 | 64.7 | 60.5 | | | | | | |
| Top Speed [km/h] | 64.3 | 65.9 | 63.4 | 63.2 | 65.9 | 65.9 | 63.5 | | | | | | |
| Avg. Dist. to Rail [m] | 0.8 | 0.5 | 0.5 | 2.7 | 5.2 | 7.1 | 9.6 | | | | | | |
| Avg. Stride Freq. [Hz] | 2.4 | 2.4 | 2.4 | 2.4 | 2.4 | 2.5 | 2.4 | | | | | | |
| Avg. Stride Length [m] | 6.8 | 7.3 | 7.2 | 7.2 | 7.3 | 7.2 | 7.0 | | | | | | |





| | |
|--------------------------------|----------------|
| Horse/Jockey Name | Glass Of Rose |
| Final Rank | 6 |
| Fastest Section Time (Section) | 0:11.14 (600m) |
| Top Speed [km/h] (Section) | 66.3 (400m) |
| Race State | Finished |



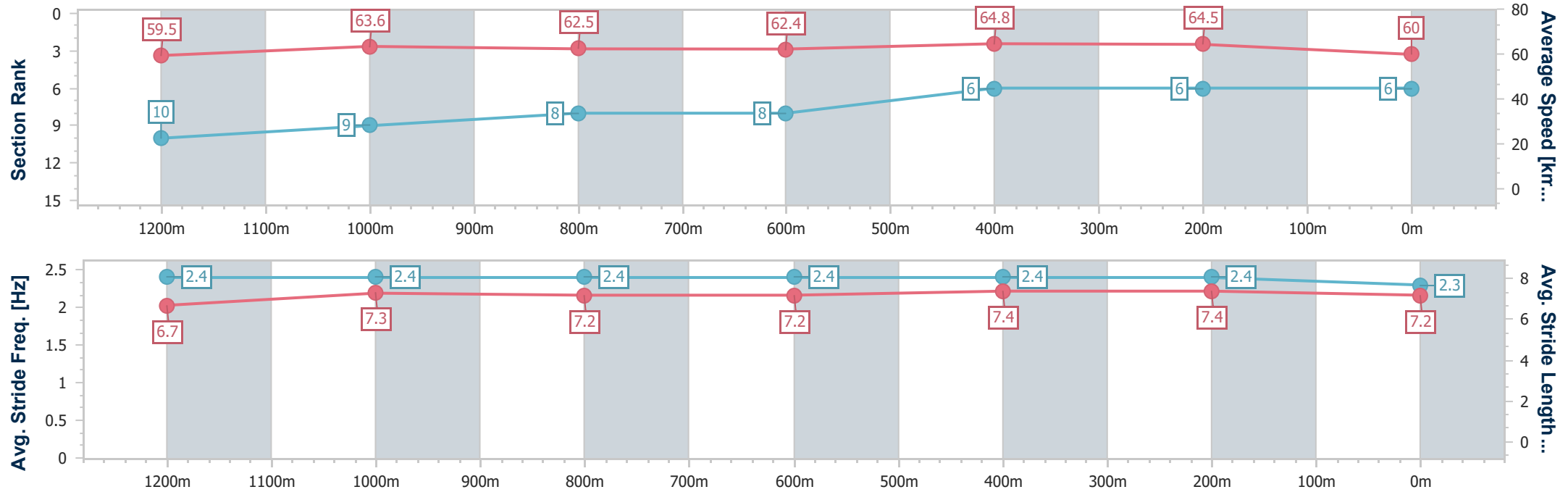
RockhamptonProfessional
Race 7: TAB BELLE OF CAPRICORNIA Fillies and Mares
BENCHMARK 70 Handicap - 1400m

04 July 2025 - 16:04

Track Rating: Soft 5, Weather: Fine, Rail Position: +2.5m Entire



| Section | Overall | 1200m | 1000m | 800m | 600m | 400m | 200m | | | | | | |
|------------------------|--------------------------|---------------------------|--------------------------|--------------------------|--------------------------|--------------------------|--------------------------|--|--|--|--|--|--|
| Section Times | 1:20.84 [6] (0:12.13) | 1:08.71 [10] (0:11.29) | 0:57.42 [9] (0:11.43) | 0:45.99 [8] (0:11.68) | 0:34.31 [8] (0:11.14) | 0:23.17 [6] (0:11.17) | 0:12.00 [6] (0:12.00) | | | | | | |
| Average Speed [km/h] | 59.5 | 63.6 | 62.5 | 62.4 | 64.8 | 64.5 | 60.0 | | | | | | |
| Top Speed [km/h] | 66.0 | 65.2 | 63.6 | 64.7 | 65.9 | 66.3 | 63.1 | | | | | | |
| Avg. Dist. to Rail [m] | 3.4 | 1.2 | 1.4 | 1.7 | 4.5 | 6.5 | 8.9 | | | | | | |
| Avg. Stride Freq. [Hz] | 2.4 | 2.4 | 2.4 | 2.4 | 2.4 | 2.4 | 2.3 | | | | | | |
| Avg. Stride Length [m] | 6.7 | 7.3 | 7.2 | 7.2 | 7.4 | 7.4 | 7.2 | | | | | | |





| | |
|--------------------------------|-------------------|
| Horse/Jockey Name | El Of A Seniorita |
| Final Rank | 7 |
| Fastest Section Time (Section) | 0:11.03 (1200m) |
| Top Speed [km/h] (Section) | 66.0 (1200m) |
| Race State | Finished |



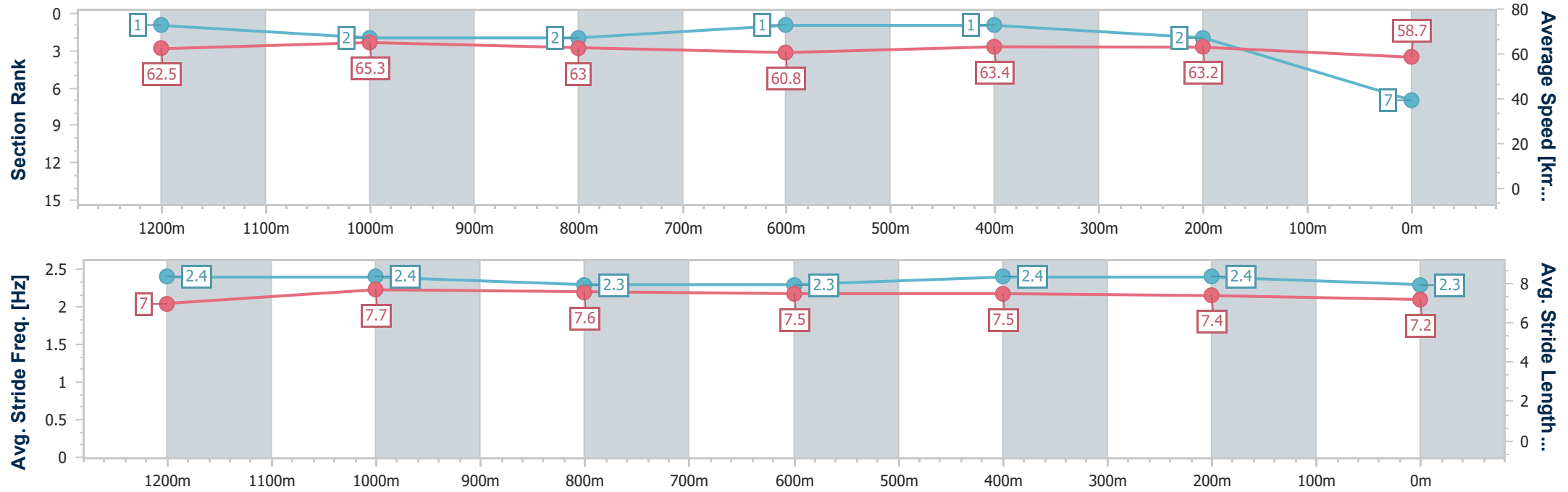
RockhamptonProfessional
Race 7: TAB BELLE OF CAPRICORNIA Fillies and Mares
BENCHMARK 70 Handicap - 1400m

04 July 2025 - 16:04

Track Rating: Soft 5, Weather: Fine, Rail Position: +2.5m Entire



| Section | Overall | 1200m | 1000m | 800m | 600m | 400m | 200m | | | | | | |
|------------------------|--------------------------|--------------------------|--------------------------|--------------------------|--------------------------|--------------------------|--------------------------|--|--|--|--|--|--|
| Section Times | 1:20.90 [7] (0:11.55) | 1:09.35 [1] (0:11.03) | 0:58.32 [2] (0:11.43) | 0:46.89 [2] (0:11.88) | 0:35.01 [1] (0:11.36) | 0:23.65 [1] (0:11.39) | 0:12.26 [2] (0:12.26) | | | | | | |
| Average Speed [km/h] | 62.5 | 65.3 | 63.0 | 60.8 | 63.4 | 63.2 | 58.7 | | | | | | |
| Top Speed [km/h] | 65.7 | 66.0 | 64.6 | 62.2 | 65.0 | 64.9 | 60.8 | | | | | | |
| Avg. Dist. to Rail [m] | 2.8 | 1.3 | 0.3 | 0.4 | 1.2 | 1.6 | 3.2 | | | | | | |
| Avg. Stride Freq. [Hz] | 2.4 | 2.4 | 2.3 | 2.3 | 2.4 | 2.4 | 2.3 | | | | | | |
| Avg. Stride Length [m] | 7.0 | 7.7 | 7.6 | 7.5 | 7.5 | 7.4 | 7.2 | | | | | | |





| | |
|--------------------------------|----------------|
| Horse/Jockey Name | Street Glory |
| Final Rank | 8 |
| Fastest Section Time (Section) | 0:11.09 (600m) |
| Top Speed [km/h] (Section) | 65.4 (600m) |
| Race State | Finished |



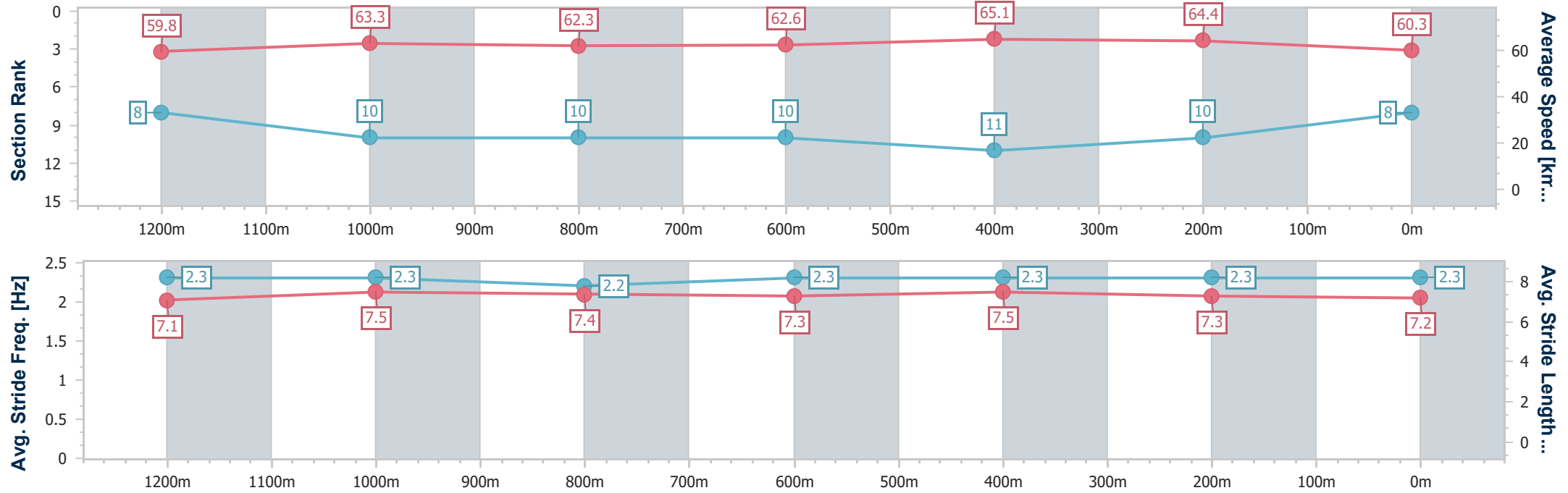
RockhamptonProfessional
Race 7: TAB BELLE OF CAPRICORNIA Fillies and Mares
BENCHMARK 70 Handicap - 1400m

04 July 2025 - 16:04

Track Rating: Soft 5, Weather: Fine, Rail Position: +2.5m Entire



| Section | Overall | 1200m | 1000m | 800m | 600m | 400m | 200m | | | | | | |
|------------------------|--------------------------|--------------------------|---------------------------|---------------------------|---------------------------|---------------------------|---------------------------|--|--|--|--|--|--|
| Section Times | 1:21.08 [8] (0:12.05) | 1:09.03 [8] (0:11.40) | 0:57.63 [10] (0:11.62) | 0:46.01 [10] (0:11.78) | 0:34.23 [10] (0:11.09) | 0:23.14 [11] (0:11.20) | 0:11.94 [10] (0:11.94) | | | | | | |
| Average Speed [km/h] | 59.8 | 63.3 | 62.3 | 62.6 | 65.1 | 64.4 | 60.3 | | | | | | |
| Top Speed [km/h] | 63.6 | 64.3 | 63.7 | 64.5 | 65.4 | 65.4 | 63.1 | | | | | | |
| Avg. Dist. to Rail [m] | 5.5 | 1.2 | 1.3 | 2.9 | 3.8 | 3.5 | 4.5 | | | | | | |
| Avg. Stride Freq. [Hz] | 2.3 | 2.3 | 2.2 | 2.3 | 2.3 | 2.3 | 2.3 | | | | | | |
| Avg. Stride Length [m] | 7.1 | 7.5 | 7.4 | 7.3 | 7.5 | 7.3 | 7.2 | | | | | | |





| | |
|--------------------------------|-----------------|
| Horse/Jockey Name | Booga Ray |
| Final Rank | 9 |
| Fastest Section Time (Section) | 0:11.12 (1200m) |
| Top Speed [km/h] (Section) | 67.7 (1200m) |
| Race State | Finished |



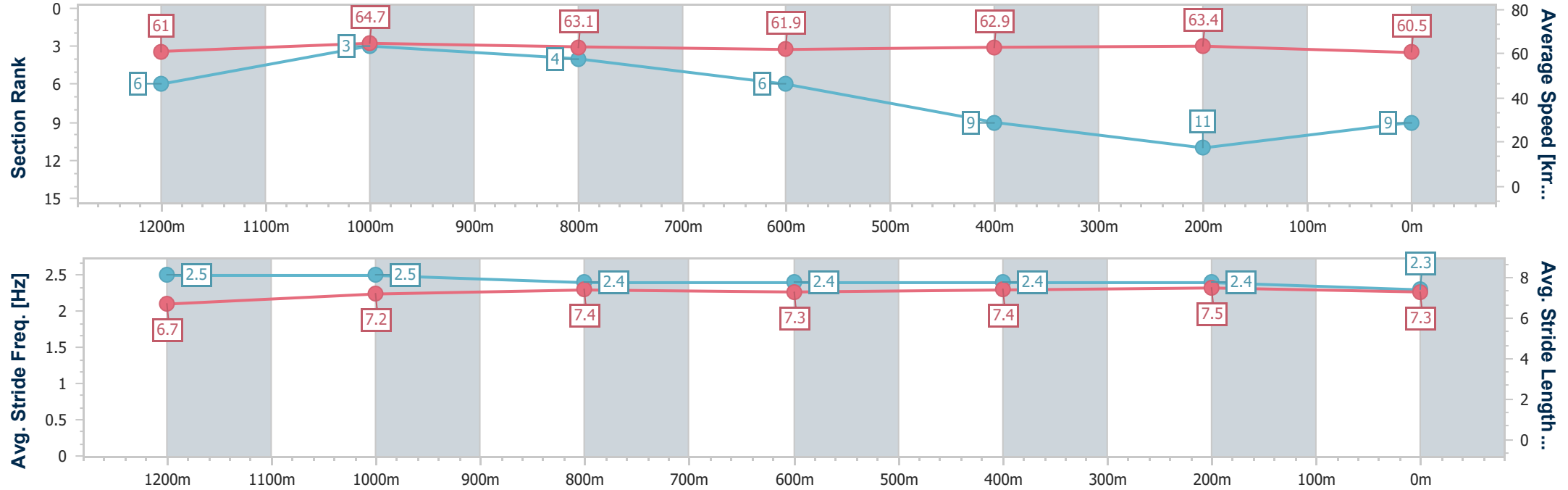
RockhamptonProfessional
Race 7: TAB BELLE OF CAPRICORNIA Fillies and Mares
BENCHMARK 70 Handicap - 1400m

04 July 2025 - 16:04

Track Rating: Soft 5, Weather: Fine, Rail Position: +2.5m Entire



| Section | Overall | 1200m | 1000m | 800m | 600m | 400m | 200m | | | | | | |
|------------------------|--------------------------|--------------------------|--------------------------|--------------------------|--------------------------|--------------------------|---------------------------|--|--|--|--|--|--|
| Section Times | 1:21.08 [9] (0:11.82) | 1:09.26 [6] (0:11.12) | 0:58.14 [3] (0:11.49) | 0:46.65 [4] (0:11.92) | 0:34.73 [6] (0:11.46) | 0:23.27 [9] (0:11.36) | 0:11.91 [11] (0:11.91) | | | | | | |
| Average Speed [km/h] | 61.0 | 64.7 | 63.1 | 61.9 | 62.9 | 63.4 | 60.5 | | | | | | |
| Top Speed [km/h] | 64.3 | 67.7 | 65.4 | 63.5 | 63.9 | 63.9 | 62.4 | | | | | | |
| Avg. Dist. to Rail [m] | 1.7 | 0.3 | 1.1 | 3.0 | 3.9 | 5.1 | 7.3 | | | | | | |
| Avg. Stride Freq. [Hz] | 2.5 | 2.5 | 2.4 | 2.4 | 2.4 | 2.4 | 2.3 | | | | | | |
| Avg. Stride Length [m] | 6.7 | 7.2 | 7.4 | 7.3 | 7.4 | 7.5 | 7.3 | | | | | | |



- [] Ranking at each section and finish
- .-.- No data available at this section
- NA No data available



| | |
|--------------------------------|----------------|
| Horse/Jockey Name | Hearsay |
| Final Rank | 10 |
| Fastest Section Time (Section) | 0:11.09 (600m) |
| Top Speed [km/h] (Section) | 66.0 (400m) |
| Race State | Finished |



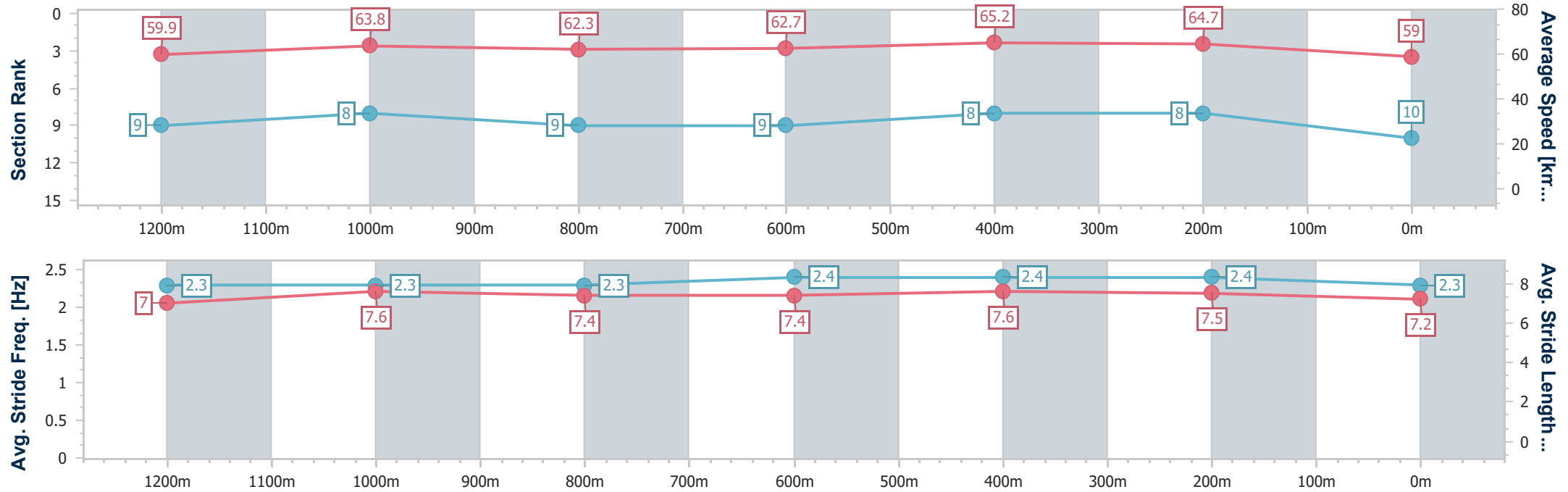
RockhamptonProfessional
Race 7: TAB BELLE OF CAPRICORNIA Fillies and Mares
BENCHMARK 70 Handicap - 1400m

04 July 2025 - 16:04

Track Rating: Soft 5, Weather: Fine, Rail Position: +2.5m Entire



| Section | Overall | 1200m | 1000m | 800m | 600m | 400m | 200m | | | | | | |
|------------------------|---------------------------|--------------------------|--------------------------|--------------------------|--------------------------|--------------------------|--------------------------|--|--|--|--|--|--|
| Section Times | 1:21.13 [10] (0:12.05) | 1:09.08 [9] (0:11.28) | 0:57.80 [8] (0:11.60) | 0:46.20 [9] (0:11.77) | 0:34.43 [9] (0:11.09) | 0:23.34 [8] (0:11.13) | 0:12.21 [8] (0:12.21) | | | | | | |
| Average Speed [km/h] | 59.9 | 63.8 | 62.3 | 62.7 | 65.2 | 64.7 | 59.0 | | | | | | |
| Top Speed [km/h] | 65.0 | 64.6 | 63.5 | 64.2 | 66.0 | 66.0 | 62.9 | | | | | | |
| Avg. Dist. to Rail [m] | 4.4 | 0.5 | 0.4 | 3.0 | 6.2 | 8.9 | 11.5 | | | | | | |
| Avg. Stride Freq. [Hz] | 2.3 | 2.3 | 2.3 | 2.4 | 2.4 | 2.4 | 2.3 | | | | | | |
| Avg. Stride Length [m] | 7.0 | 7.6 | 7.4 | 7.4 | 7.6 | 7.5 | 7.2 | | | | | | |



- [] Ranking at each section and finish
- .-.-.- No data available at this section
- NA No data available



| | |
|--------------------------------|-----------------|
| Horse/Jockey Name | That's An Extra |
| Final Rank | 11 |
| Fastest Section Time (Section) | 0:10.94 (1200m) |
| Top Speed [km/h] (Section) | 67.4 (1200m) |
| Race State | Finished |



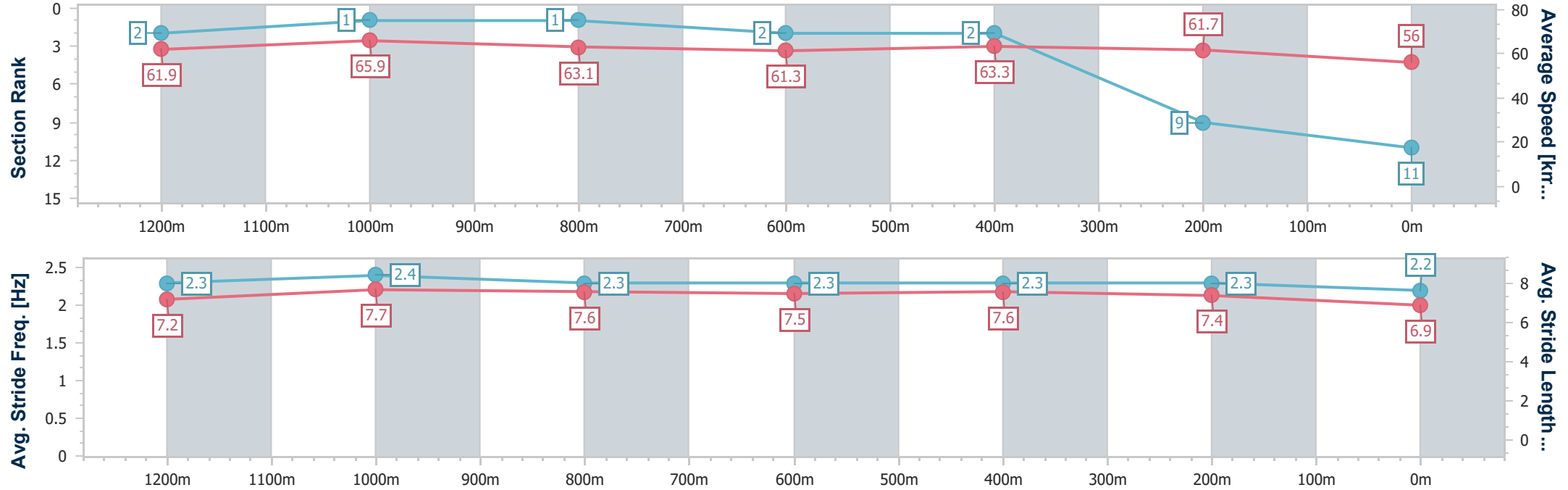
RockhamptonProfessional
Race 7: TAB BELLE OF CAPRICORNIA Fillies and Mares
BENCHMARK 70 Handicap - 1400m

04 July 2025 - 16:04

Track Rating: Soft 5, Weather: Fine, Rail Position: +2.5m Entire



| Section | Overall | 1200m | 1000m | 800m | 600m | 400m | 200m | | | | | | |
|------------------------|---------------------------|--------------------------|--------------------------|--------------------------|--------------------------|--------------------------|--------------------------|--|--|--|--|--|--|
| Section Times | 1:21.94 [11] (0:11.64) | 1:10.30 [2] (0:10.94) | 0:59.36 [1] (0:11.42) | 0:47.94 [1] (0:11.98) | 0:35.96 [2] (0:11.42) | 0:24.54 [2] (0:11.68) | 0:12.86 [9] (0:12.86) | | | | | | |
| Average Speed [km/h] | 61.9 | 65.9 | 63.1 | 61.3 | 63.3 | 61.7 | 56.0 | | | | | | |
| Top Speed [km/h] | 67.4 | 67.4 | 65.4 | 62.0 | 63.9 | 63.2 | 59.6 | | | | | | |
| Avg. Dist. to Rail [m] | 3.6 | 1.4 | 0.6 | 2.5 | 3.3 | 4.7 | 7.2 | | | | | | |
| Avg. Stride Freq. [Hz] | 2.3 | 2.4 | 2.3 | 2.3 | 2.3 | 2.3 | 2.2 | | | | | | |
| Avg. Stride Length [m] | 7.2 | 7.7 | 7.6 | 7.5 | 7.6 | 7.4 | 6.9 | | | | | | |



[] Ranking at each section and finish
-.-.- No data available at this section
NA No data available



Rockhampton Professional

Race 8: GREAT NORTHERN QTIS Three-Year-Old Handicap - 1200m

04 July 2025 - 16:42



Track Rating: Soft 5, Weather: Fine, Rail Position: +2.5m Entire

| Section | | | | | | Overall | 1000m | 800m | 600m | 400m | 200m | Last 600m | | |
|-------------|-----|----------------------|---------|---------------------|--------------------|----------------------|----------------------|----------------------|----------------------|----------------------|----------------------|-----------|---------------------------|----|
| Field Times | | | | | | 1:09.00 (0:12.29) | 0:56.71 (0:10.87) | 0:45.84 (0:11.37) | 0:34.47 (0:11.16) | 0:23.31 (0:11.37) | 0:11.94 (0:11.94) | 0:34.47 | | |
| Rank | TAB | Horse/Jockey | Barrier | Top Speed [km/h] | Fastest Section | | | | | | | Margin | Distance Travelled [m] | |
| 1 | 3 | JACKA STANDS ALONE | 7 | 69.8 | 0:11.05 | 1:09.00 [1] | 0:56.65 [2] | 0:45.59 [2] | 0:34.02 [2] | 0:22.92 [2] | 0:11.87 [2] | 1:09.00 | 0:34.02 | |
| | | Les Tilley | | Overall | 400m | (0:12.35) | (0:11.06) | (0:11.57) | (0:11.10) | (0:11.05) | (0:11.87) | | | |
| 2 | 8 | OUTBACK BANDIT | 9 | 68.5 | 0:10.96 | 1:09.00 [2] | 0:56.21 [5] | 0:45.25 [3] | 0:33.80 [3] | 0:22.78 [3] | 0:11.74 [3] | 0.01L | 0:33.80 | +6 |
| | | Sean Cormack | | 1000m | 1000m | (0:12.79) | (0:10.96) | (0:11.45) | (0:11.02) | (0:11.04) | (0:11.74) | | | |
| 3 | 5 | JOY A PLENTY | 5 | 67.5 | 0:10.95 | 1:09.10 [3] | 0:56.51 [3] | 0:45.31 [4] | 0:33.77 [4] | 0:22.61 [4] | 0:11.66 [4] | 0.6L | 0:33.77 | +0 |
| | | Corey Bayliss | | 400m | 400m | (0:12.59) | (0:11.20) | (0:11.54) | (0:11.16) | (0:10.95) | (0:11.66) | | | |
| 4 | 2 | I'M ZAC | 2 | 68.0 | 0:10.87 | 1:09.21 [4] | 0:56.13 [9] | 0:44.87 [9] | 0:33.41 [9] | 0:22.49 [9] | 0:11.62 [6] | 1.22L | 0:33.41 | -2 |
| | | Paul Hamblin | | 400m | 400m | (0:13.08) | (0:11.26) | (0:11.46) | (0:10.92) | (0:10.87) | (0:11.62) | | | |
| 5 | 7 | BOLD ARTIC | 1 | 67.6 | 0:10.95 | 1:09.24 [5] | 0:56.43 [6] | 0:45.17 [7] | 0:33.59 [7] | 0:22.64 [6] | 0:11.67 [5] | 1.4L | 0:33.59 | +4 |
| | | Warwick Satherley | | 600m | 600m | (0:12.81) | (0:11.26) | (0:11.58) | (0:10.95) | (0:10.97) | (0:11.67) | | | |
| 6 | 10 | KAI MONDO | 8 | 69.5 | 0:10.87 | 1:09.44 [6] | 0:57.15 [1] | 0:46.28 [1] | 0:34.91 [1] | 0:23.75 [1] | 0:12.38 [1] | 2.61L | 0:34.91 | +1 |
| | | Georgina Cartwright | | 1000m | 1000m | (0:12.29) | (0:10.87) | (0:11.37) | (0:11.16) | (0:11.37) | (0:12.38) | | | |
| 7 | 4 | TERRITORY ASH | 3 | 67.6 | 0:10.90 | 1:09.56 [7] | 0:56.50 [8] | 0:45.30 [8] | 0:33.79 [8] | 0:22.89 [8] | 0:11.90 [7] | 3.33L | 0:33.79 | +3 |
| | | Justin Stanley | | 600m | 600m | (0:13.06) | (0:11.20) | (0:11.51) | (0:10.90) | (0:10.99) | (0:11.90) | | | |
| 8 | 11 | SPITZBERG | 6 | 67.0 | 0:10.93 | 1:09.68 [8] | 0:56.30 [10] | 0:44.94 [10] | 0:33.63 [10] | 0:22.66 [10] | 0:11.73 [10] | 3.98L | 0:33.63 | -1 |
| | | Raul Silvera Olivera | | 400m | 400m | (0:13.38) | (0:11.36) | (0:11.31) | (0:10.97) | (0:10.93) | (0:11.73) | | | |
| 9 | 9 | ELEANOR NANCY | 4 | 66.6 | 0:11.06 | 1:09.95 [9] | 0:57.24 [4] | 0:46.03 [5] | 0:34.45 [5] | 0:23.39 [5] | 0:12.10 [9] | 5.59L | 0:34.45 | +6 |
| | | Jai Williams | | 1000m | 600m | (0:12.71) | (0:11.21) | (0:11.58) | (0:11.06) | (0:11.29) | (0:12.10) | | | |
| 10 | 6 | AMBERINGER | 10 | 67.8 | 0:10.97 | 1:10.20 [10] | 0:57.15 [7] | 0:46.18 [6] | 0:34.64 [6] | 0:23.57 [7] | 0:12.39 [8] | 7.04L | 0:34.64 | +5 |
| | | Jackson Murphy | | 1000m | 1000m | (0:13.05) | (0:10.97) | (0:11.54) | (0:11.07) | (0:11.18) | (0:12.39) | | | |

Scratched: Gin A Tonic (#1)



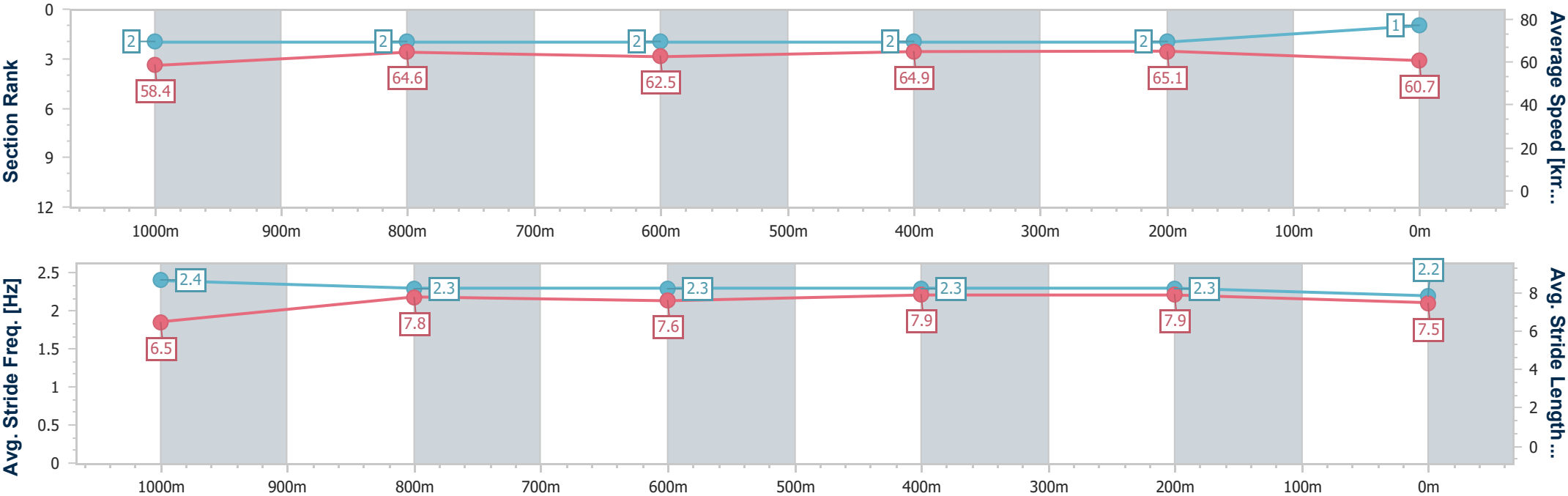
| | |
|--------------------------------|--------------------|
| Horse/Jockey Name | Jacka Stands Alone |
| Final Rank | 1 |
| Fastest Section Time (Section) | 0:11.05 (400m) |
| Top Speed [km/h] (Section) | 69.8 (Overall) |
| Race State | Finished |



RockhamptonProfessional
Race 8: GREAT NORTHERN QTIS Three-Year-Old Handicap - 1200m
04 July 2025 - 16:42
Track Rating: Soft 5, Weather: Fine, Rail Position: +2.5m Entire



| Section | Overall | 1000m | 800m | 600m | 400m | 200m | | | | | | | | |
|------------------------|--------------------------|--------------------------|--------------------------|--------------------------|--------------------------|--------------------------|--|--|--|--|--|--|--|--|
| Section Times | 1:09.00 [1] (0:12.35) | 0:56.65 [2] (0:11.06) | 0:45.59 [2] (0:11.57) | 0:34.02 [2] (0:11.10) | 0:22.92 [2] (0:11.05) | 0:11.87 [2] (0:11.87) | | | | | | | | |
| Average Speed [km/h] | 58.4 | 64.6 | 62.5 | 64.9 | 65.1 | 60.7 | | | | | | | | |
| Top Speed [km/h] | 69.8 | 69.7 | 63.6 | 66.4 | 66.8 | 64.6 | | | | | | | | |
| Avg. Dist. to Rail [m] | 4.0 | 1.2 | 0.6 | 0.5 | 2.5 | 6.3 | | | | | | | | |
| Avg. Stride Freq. [Hz] | 2.4 | 2.3 | 2.3 | 2.3 | 2.3 | 2.2 | | | | | | | | |
| Avg. Stride Length [m] | 6.5 | 7.8 | 7.6 | 7.9 | 7.9 | 7.5 | | | | | | | | |





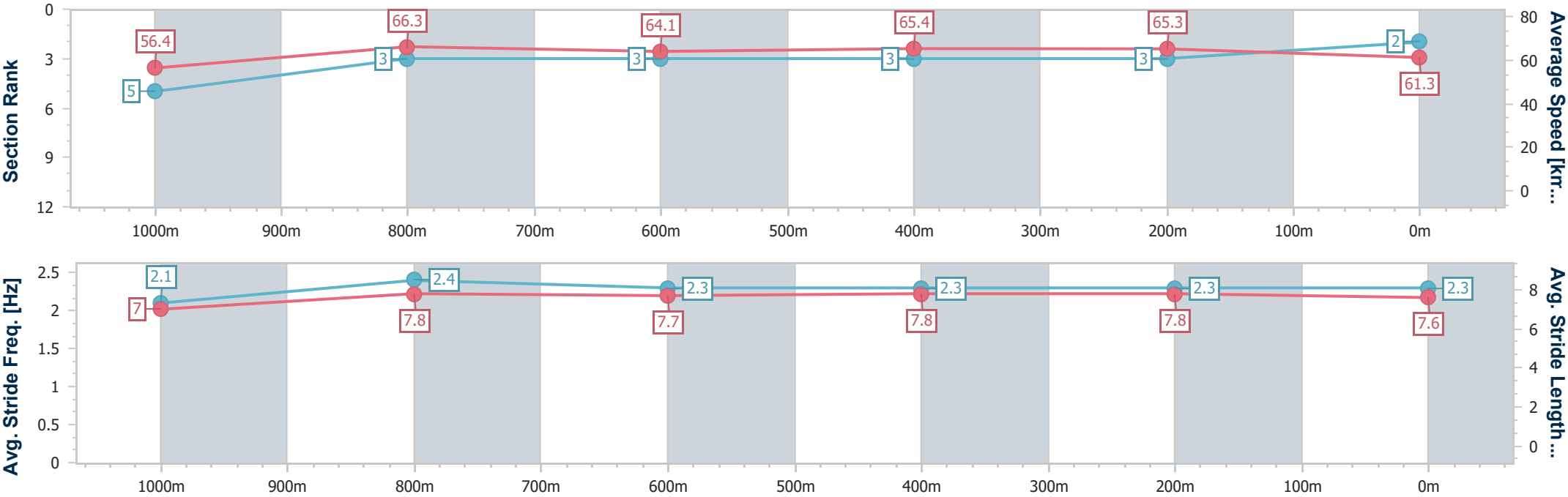
| | |
|--------------------------------|-----------------|
| Horse/Jockey Name | Outback Bandit |
| Final Rank | 2 |
| Fastest Section Time (Section) | 0:10.96 (1000m) |
| Top Speed [km/h] (Section) | 68.5 (1000m) |
| Race State | Finished |



RockhamptonProfessional
Race 8: GREAT NORTHERN QTIS Three-Year-Old Handicap - 1200m
04 July 2025 - 16:42
Track Rating: Soft 5, Weather: Fine, Rail Position: +2.5m Entire



| Section | Overall | 1000m | 800m | 600m | 400m | 200m | | | | | | | | |
|------------------------|--------------------------|--------------------------|--------------------------|--------------------------|--------------------------|--------------------------|--|--|--|--|--|--|--|--|
| Section Times | 1:09.00 [2] (0:12.79) | 0:56.21 [5] (0:10.96) | 0:45.25 [3] (0:11.45) | 0:33.80 [3] (0:11.02) | 0:22.78 [3] (0:11.04) | 0:11.74 [3] (0:11.74) | | | | | | | | |
| Average Speed [km/h] | 56.4 | 66.3 | 64.1 | 65.4 | 65.3 | 61.3 | | | | | | | | |
| Top Speed [km/h] | 67.5 | 68.5 | 65.5 | 66.3 | 66.1 | 64.4 | | | | | | | | |
| Avg. Dist. to Rail [m] | 4.1 | 1.3 | 2.4 | 2.6 | 3.6 | 7.0 | | | | | | | | |
| Avg. Stride Freq. [Hz] | 2.1 | 2.4 | 2.3 | 2.3 | 2.3 | 2.3 | | | | | | | | |
| Avg. Stride Length [m] | 7.0 | 7.8 | 7.7 | 7.8 | 7.8 | 7.6 | | | | | | | | |





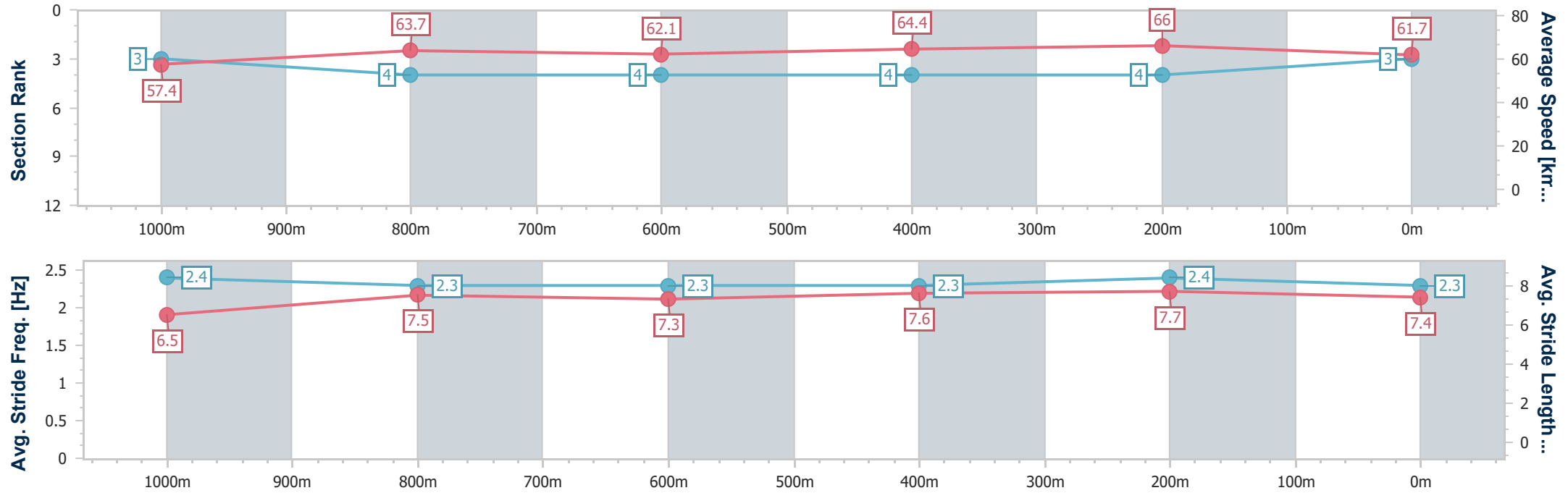
| | |
|--------------------------------|----------------|
| Horse/Jockey Name | Joy A Plenty |
| Final Rank | 3 |
| Fastest Section Time (Section) | 0:10.95 (400m) |
| Top Speed [km/h] (Section) | 67.5 (400m) |
| Race State | Finished |



RockhamptonProfessional
Race 8: GREAT NORTHERN QTIS Three-Year-Old Handicap - 1200m
04 July 2025 - 16:42
Track Rating: Soft 5, Weather: Fine, Rail Position: +2.5m Entire



| Section | Overall | 1000m | 800m | 600m | 400m | 200m | | | | | | | | |
|------------------------|--------------------------|--------------------------|--------------------------|--------------------------|--------------------------|--------------------------|--|--|--|--|--|--|--|--|
| Section Times | 1:09.10 [3] (0:12.59) | 0:56.51 [3] (0:11.20) | 0:45.31 [4] (0:11.54) | 0:33.77 [4] (0:11.16) | 0:22.61 [4] (0:10.95) | 0:11.66 [4] (0:11.66) | | | | | | | | |
| Average Speed [km/h] | 57.4 | 63.7 | 62.1 | 64.4 | 66.0 | 61.7 | | | | | | | | |
| Top Speed [km/h] | 66.0 | 65.3 | 63.5 | 67.2 | 67.5 | 65.7 | | | | | | | | |
| Avg. Dist. to Rail [m] | 3.0 | 1.2 | 0.9 | 0.2 | 0.9 | 4.1 | | | | | | | | |
| Avg. Stride Freq. [Hz] | 2.4 | 2.3 | 2.3 | 2.3 | 2.4 | 2.3 | | | | | | | | |
| Avg. Stride Length [m] | 6.5 | 7.5 | 7.3 | 7.6 | 7.7 | 7.4 | | | | | | | | |





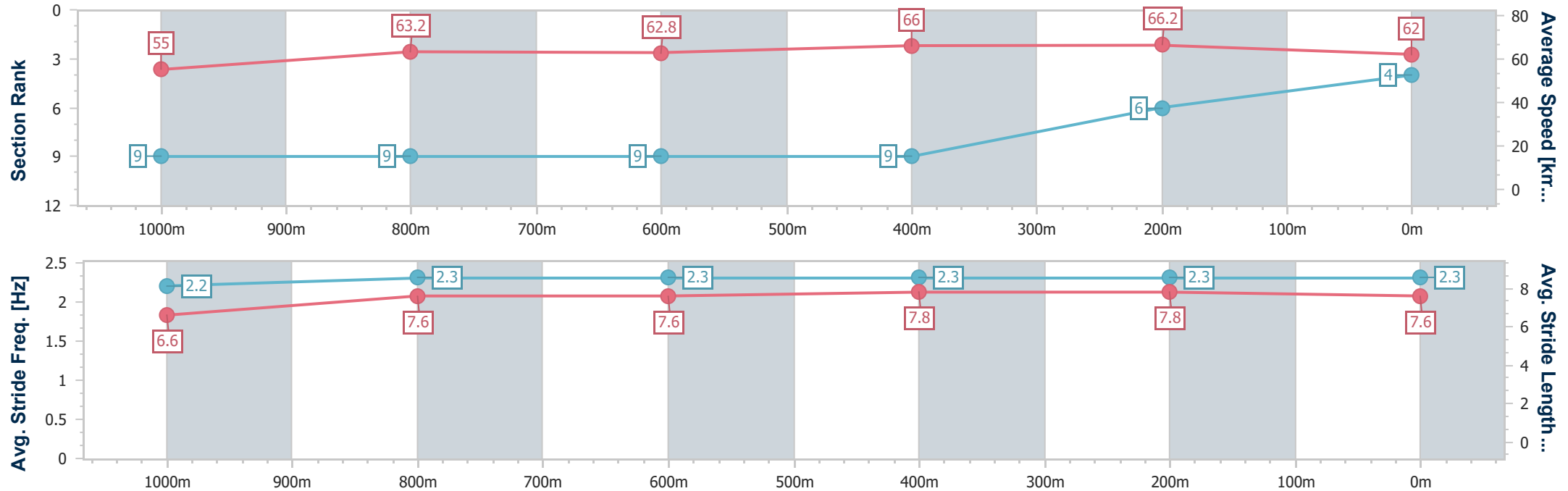
| | |
|--------------------------------|----------------|
| Horse/Jockey Name | I'm Zac |
| Final Rank | 4 |
| Fastest Section Time (Section) | 0:10.87 (400m) |
| Top Speed [km/h] (Section) | 68.0 (400m) |
| Race State | Finished |



RockhamptonProfessional
Race 8: GREAT NORTHERN QTIS Three-Year-Old Handicap - 1200m
04 July 2025 - 16:42
Track Rating: Soft 5, Weather: Fine, Rail Position: +2.5m Entire



| Section | Overall | 1000m | 800m | 600m | 400m | 200m | | | | | | | | |
|------------------------|--------------------------|--------------------------|--------------------------|--------------------------|--------------------------|--------------------------|--|--|--|--|--|--|--|--|
| Section Times | 1:09.21 [4] (0:13.08) | 0:56.13 [9] (0:11.26) | 0:44.87 [9] (0:11.46) | 0:33.41 [9] (0:10.92) | 0:22.49 [9] (0:10.87) | 0:11.62 [6] (0:11.62) | | | | | | | | |
| Average Speed [km/h] | 55.0 | 63.2 | 62.8 | 66.0 | 66.2 | 62.0 | | | | | | | | |
| Top Speed [km/h] | 65.3 | 65.8 | 64.0 | 67.3 | 68.0 | 64.7 | | | | | | | | |
| Avg. Dist. to Rail [m] | 0.7 | 2.0 | 0.8 | 0.4 | 1.5 | 1.3 | | | | | | | | |
| Avg. Stride Freq. [Hz] | 2.2 | 2.3 | 2.3 | 2.3 | 2.3 | 2.3 | | | | | | | | |
| Avg. Stride Length [m] | 6.6 | 7.6 | 7.6 | 7.8 | 7.8 | 7.6 | | | | | | | | |





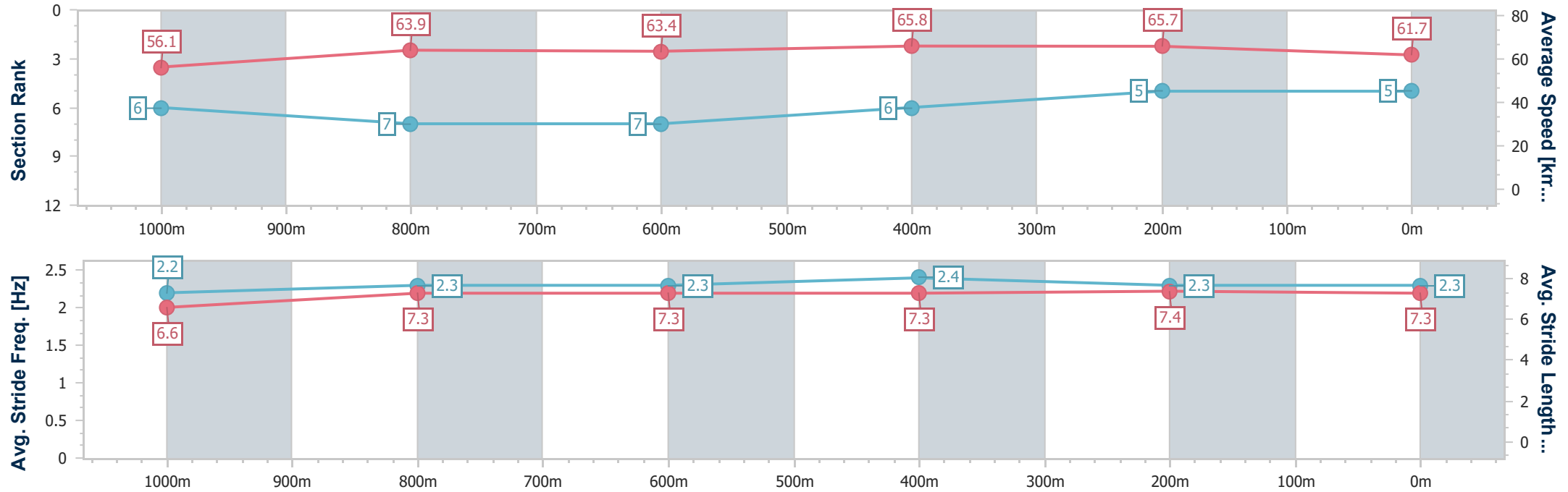
| | |
|--------------------------------|----------------|
| Horse/Jockey Name | Bold Artic |
| Final Rank | 5 |
| Fastest Section Time (Section) | 0:10.95 (600m) |
| Top Speed [km/h] (Section) | 67.6 (600m) |
| Race State | Finished |



RockhamptonProfessional
Race 8: GREAT NORTHERN QTIS Three-Year-Old Handicap - 1200m
04 July 2025 - 16:42
Track Rating: Soft 5, Weather: Fine, Rail Position: +2.5m Entire



| Section | Overall | 1000m | 800m | 600m | 400m | 200m | | | | | | | | |
|------------------------|--------------------------|--------------------------|--------------------------|--------------------------|--------------------------|--------------------------|--|--|--|--|--|--|--|--|
| Section Times | 1:09.24 [5] (0:12.81) | 0:56.43 [6] (0:11.26) | 0:45.17 [7] (0:11.58) | 0:33.59 [7] (0:10.95) | 0:22.64 [6] (0:10.97) | 0:11.67 [5] (0:11.67) | | | | | | | | |
| Average Speed [km/h] | 56.1 | 63.9 | 63.4 | 65.8 | 65.7 | 61.7 | | | | | | | | |
| Top Speed [km/h] | 65.2 | 65.4 | 64.3 | 67.6 | 67.5 | 63.6 | | | | | | | | |
| Avg. Dist. to Rail [m] | 0.4 | 0.3 | 2.3 | 4.1 | 4.8 | 6.9 | | | | | | | | |
| Avg. Stride Freq. [Hz] | 2.2 | 2.3 | 2.3 | 2.4 | 2.3 | 2.3 | | | | | | | | |
| Avg. Stride Length [m] | 6.6 | 7.3 | 7.3 | 7.3 | 7.4 | 7.3 | | | | | | | | |





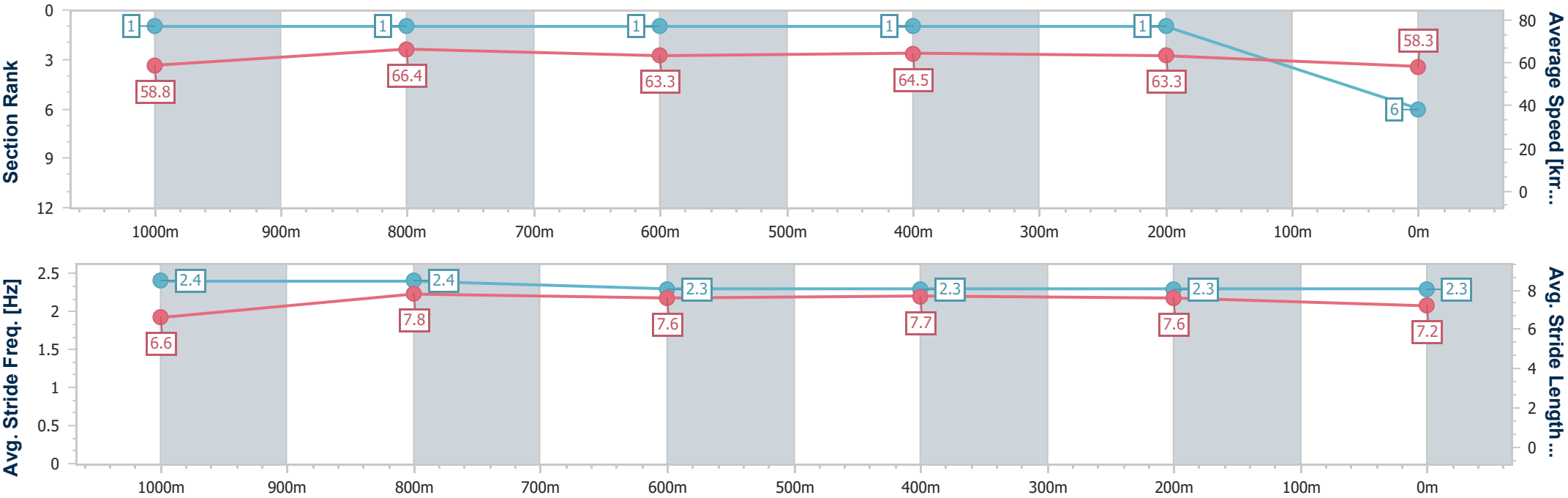
| | |
|--------------------------------|-----------------|
| Horse/Jockey Name | Kai Mondo |
| Final Rank | 6 |
| Fastest Section Time (Section) | 0:10.87 (1000m) |
| Top Speed [km/h] (Section) | 69.5 (1000m) |
| Race State | Finished |



RockhamptonProfessional
Race 8: GREAT NORTHERN QTIS Three-Year-Old Handicap - 1200m
04 July 2025 - 16:42
Track Rating: Soft 5, Weather: Fine, Rail Position: +2.5m Entire



| Section | Overall | 1000m | 800m | 600m | 400m | 200m | | | | | | | | |
|------------------------|--------------------------|--------------------------|--------------------------|--------------------------|--------------------------|--------------------------|--|--|--|--|--|--|--|--|
| Section Times | 1:09.44 [6] (0:12.29) | 0:57.15 [1] (0:10.87) | 0:46.28 [1] (0:11.37) | 0:34.91 [1] (0:11.16) | 0:23.75 [1] (0:11.37) | 0:12.38 [1] (0:12.38) | | | | | | | | |
| Average Speed [km/h] | 58.8 | 66.4 | 63.3 | 64.5 | 63.3 | 58.3 | | | | | | | | |
| Top Speed [km/h] | 69.3 | 69.5 | 65.1 | 65.3 | 65.1 | 61.8 | | | | | | | | |
| Avg. Dist. to Rail [m] | 6.3 | 1.3 | 0.6 | 0.4 | 1.2 | 3.0 | | | | | | | | |
| Avg. Stride Freq. [Hz] | 2.4 | 2.4 | 2.3 | 2.3 | 2.3 | 2.3 | | | | | | | | |
| Avg. Stride Length [m] | 6.6 | 7.8 | 7.6 | 7.7 | 7.6 | 7.2 | | | | | | | | |





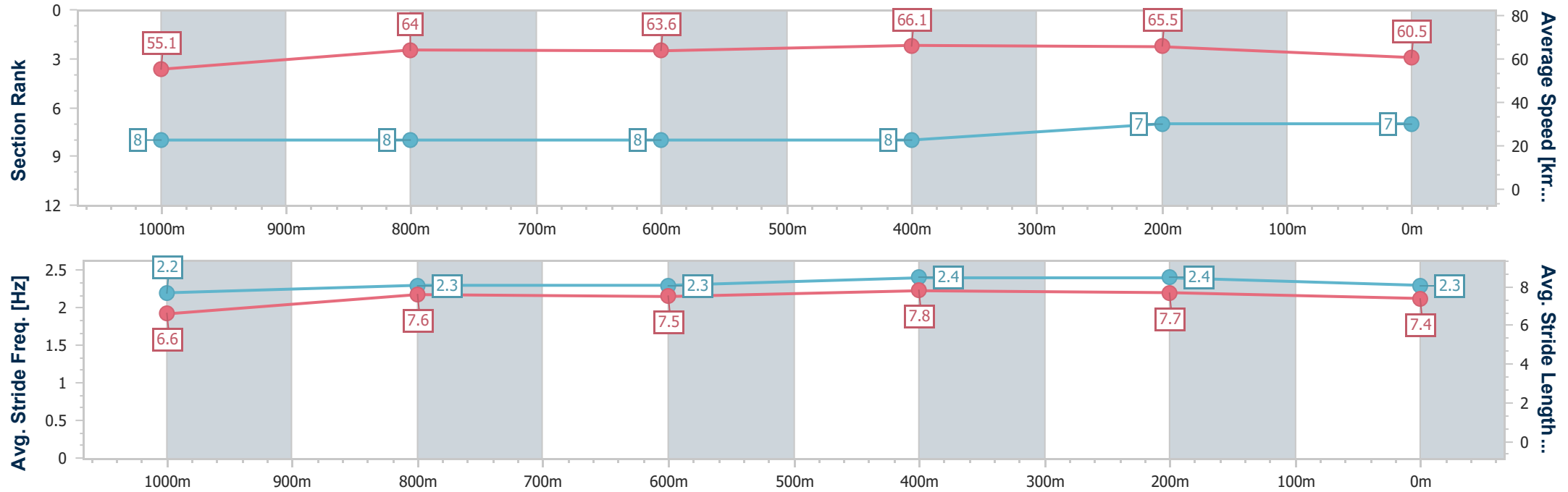
| | |
|--------------------------------|----------------|
| Horse/Jockey Name | Territory Ash |
| Final Rank | 7 |
| Fastest Section Time (Section) | 0:10.90 (600m) |
| Top Speed [km/h] (Section) | 67.6 (600m) |
| Race State | Finished |



RockhamptonProfessional
Race 8: GREAT NORTHERN QTIS Three-Year-Old Handicap - 1200m
04 July 2025 - 16:42
Track Rating: Soft 5, Weather: Fine, Rail Position: +2.5m Entire



| Section | Overall | 1000m | 800m | 600m | 400m | 200m | | | | | | | |
|------------------------|--------------------------|--------------------------|--------------------------|--------------------------|--------------------------|--------------------------|--|--|--|--|--|--|--|
| Section Times | 1:09.56 [7] (0:13.06) | 0:56.50 [8] (0:11.20) | 0:45.30 [8] (0:11.51) | 0:33.79 [8] (0:10.90) | 0:22.89 [8] (0:10.99) | 0:11.90 [7] (0:11.90) | | | | | | | |
| Average Speed [km/h] | 55.1 | 64.0 | 63.6 | 66.1 | 65.5 | 60.5 | | | | | | | |
| Top Speed [km/h] | 65.1 | 66.0 | 64.6 | 67.6 | 66.8 | 64.2 | | | | | | | |
| Avg. Dist. to Rail [m] | 0.6 | 0.6 | 2.2 | 2.3 | 3.7 | 5.9 | | | | | | | |
| Avg. Stride Freq. [Hz] | 2.2 | 2.3 | 2.3 | 2.4 | 2.4 | 2.3 | | | | | | | |
| Avg. Stride Length [m] | 6.6 | 7.6 | 7.5 | 7.8 | 7.7 | 7.4 | | | | | | | |





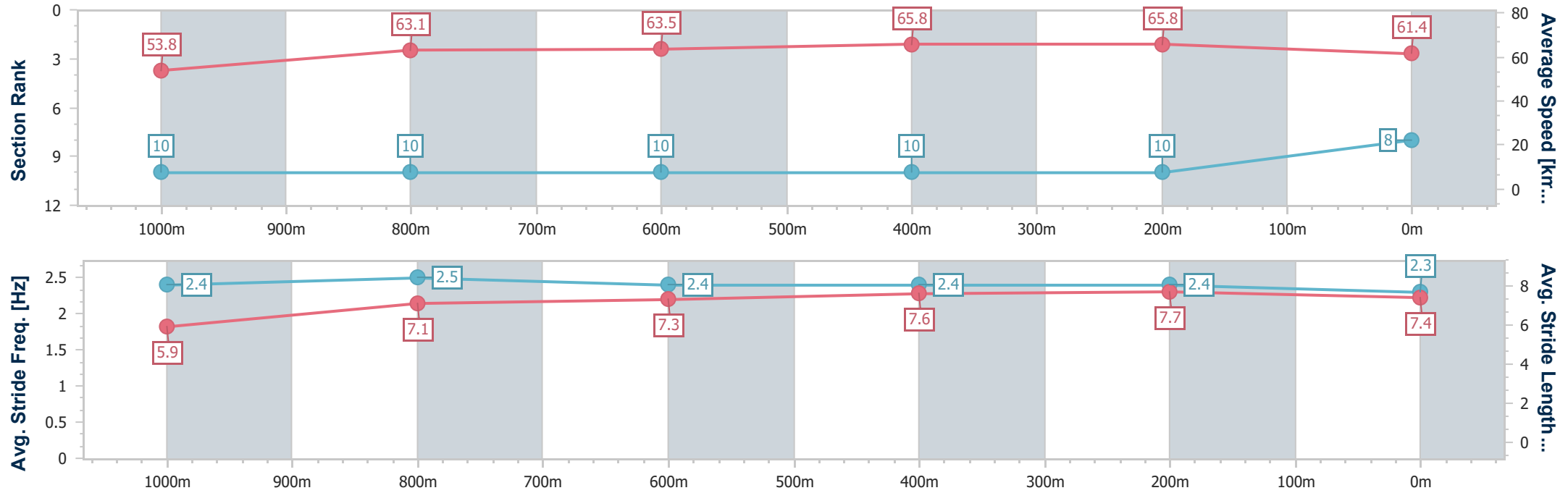
| | |
|--------------------------------|----------------|
| Horse/Jockey Name | Spitzberg |
| Final Rank | 8 |
| Fastest Section Time (Section) | 0:10.93 (400m) |
| Top Speed [km/h] (Section) | 67.0 (400m) |
| Race State | Finished |



RockhamptonProfessional
Race 8: GREAT NORTHERN QTIS Three-Year-Old Handicap - 1200m
04 July 2025 - 16:42
Track Rating: Soft 5, Weather: Fine, Rail Position: +2.5m Entire



| Section | Overall | 1000m | 800m | 600m | 400m | 200m | | | | | | | |
|------------------------|--------------------------|---------------------------|---------------------------|---------------------------|---------------------------|---------------------------|--|--|--|--|--|--|--|
| Section Times | 1:09.68 [8] (0:13.38) | 0:56.30 [10] (0:11.36) | 0:44.94 [10] (0:11.31) | 0:33.63 [10] (0:10.97) | 0:22.66 [10] (0:10.93) | 0:11.73 [10] (0:11.73) | | | | | | | |
| Average Speed [km/h] | 53.8 | 63.1 | 63.5 | 65.8 | 65.8 | 61.4 | | | | | | | |
| Top Speed [km/h] | 65.2 | 65.2 | 65.7 | 66.8 | 67.0 | 64.8 | | | | | | | |
| Avg. Dist. to Rail [m] | 2.2 | 0.8 | 0.4 | 1.7 | 2.7 | 3.1 | | | | | | | |
| Avg. Stride Freq. [Hz] | 2.4 | 2.5 | 2.4 | 2.4 | 2.4 | 2.3 | | | | | | | |
| Avg. Stride Length [m] | 5.9 | 7.1 | 7.3 | 7.6 | 7.7 | 7.4 | | | | | | | |





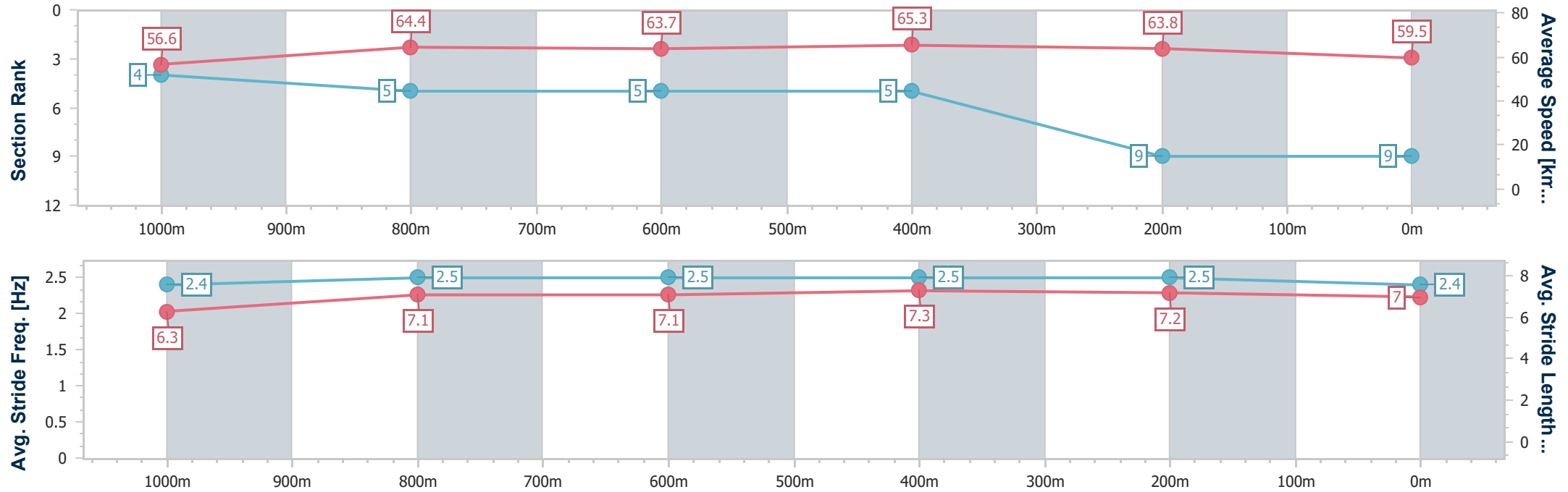
| | |
|--------------------------------|----------------|
| Horse/Jockey Name | Eleanor Nancy |
| Final Rank | 9 |
| Fastest Section Time (Section) | 0:11.06 (600m) |
| Top Speed [km/h] (Section) | 66.6 (1000m) |
| Race State | Finished |



RockhamptonProfessional
Race 8: GREAT NORTHERN QTIS Three-Year-Old Handicap - 1200m
04 July 2025 - 16:42
Track Rating: Soft 5, Weather: Fine, Rail Position: +2.5m Entire



| Section | Overall | 1000m | 800m | 600m | 400m | 200m | | | | | | | | |
|------------------------|--------------------------|--------------------------|--------------------------|--------------------------|--------------------------|--------------------------|--|--|--|--|--|--|--|--|
| Section Times | 1:09.95 [9] (0:12.71) | 0:57.24 [4] (0:11.21) | 0:46.03 [5] (0:11.58) | 0:34.45 [5] (0:11.06) | 0:23.39 [5] (0:11.29) | 0:12.10 [9] (0:12.10) | | | | | | | | |
| Average Speed [km/h] | 56.6 | 64.4 | 63.7 | 65.3 | 63.8 | 59.5 | | | | | | | | |
| Top Speed [km/h] | 65.7 | 66.6 | 65.8 | 66.4 | 66.5 | 63.3 | | | | | | | | |
| Avg. Dist. to Rail [m] | 1.8 | 1.1 | 3.3 | 4.2 | 5.9 | 7.7 | | | | | | | | |
| Avg. Stride Freq. [Hz] | 2.4 | 2.5 | 2.5 | 2.5 | 2.5 | 2.4 | | | | | | | | |
| Avg. Stride Length [m] | 6.3 | 7.1 | 7.1 | 7.3 | 7.2 | 7.0 | | | | | | | | |





| | |
|--------------------------------|-----------------|
| Horse/Jockey Name | Amberinger |
| Final Rank | 10 |
| Fastest Section Time (Section) | 0:10.97 (1000m) |
| Top Speed [km/h] (Section) | 67.8 (1000m) |
| Race State | Finished |



RockhamptonProfessional
Race 8: GREAT NORTHERN QTIS Three-Year-Old Handicap - 1200m
04 July 2025 - 16:42
Track Rating: Soft 5, Weather: Fine, Rail Position: +2.5m Entire



| Section | Overall | 1000m | 800m | 600m | 400m | 200m | | | | | | | | |
|------------------------|---------------------------|--------------------------|--------------------------|--------------------------|--------------------------|--------------------------|--|--|--|--|--|--|--|--|
| Section Times | 1:10.20 [10] (0:13.05) | 0:57.15 [7] (0:10.97) | 0:46.18 [6] (0:11.54) | 0:34.64 [6] (0:11.07) | 0:23.57 [7] (0:11.18) | 0:12.39 [8] (0:12.39) | | | | | | | | |
| Average Speed [km/h] | 55.3 | 65.8 | 63.6 | 65.1 | 64.4 | 58.1 | | | | | | | | |
| Top Speed [km/h] | 65.4 | 67.8 | 64.6 | 66.3 | 65.6 | 62.2 | | | | | | | | |
| Avg. Dist. to Rail [m] | 6.1 | 0.4 | 2.2 | 3.2 | 5.8 | 10.0 | | | | | | | | |
| Avg. Stride Freq. [Hz] | 2.3 | 2.4 | 2.4 | 2.4 | 2.4 | 2.3 | | | | | | | | |
| Avg. Stride Length [m] | 6.5 | 7.7 | 7.3 | 7.4 | 7.4 | 7.0 | | | | | | | | |

