

Toowoomba Professional

Race 1: FARM TO TABLE Maiden Handicap - 1200m

04 July 2025 - 17:00



Track Rating: Good 4, Weather: Fine, Rail Position: +3m 800m-400m; +4m Remainder

Section						Overall	1000m	800m	600m	400m	200m	Last 600m		
Field Times						1:14.95 (0:14.00)	1:00.95 (0:11.68)	0:49.27 (0:12.46)	0:36.81 (0:12.41)	0:24.40 (0:12.26)	0:12.14 (0:12.14)	0:36.81		
Rank	TAB	Horse/Jockey	Barrier	Top Speed [km/h]	Fastest Section							Margin	Distance Travelled [m]	
1	10	EJAY'S FIREFOX	7	63.4	0:11.78	1:14.95 [1]	1:00.15 [9]	0:48.36 [11]	0:36.10 [11]	0:23.86 [9]	0:11.78 [6]	1:14.95	0:36.10	
		Olivia Webb		Overall	200m	(0:14.80)	(0:11.79)	(0:12.26)	(0:12.24)	(0:12.08)	(0:11.78)			
2	13	WEATHER	2	65.6	0:11.65	1:15.06 [2]	1:01.03 [2]	0:49.38 [1]	0:36.81 [6]	0:24.19 [6]	0:11.99 [4]	0.5L	0:36.81	+0
		Jade Metcalfe		Overall	1000m	(0:14.03)	(0:11.65)	(0:12.57)	(0:12.62)	(0:12.20)	(0:11.99)			
3	11	FLASH DRIVE	4	65.8	0:11.78	1:15.22 [3]	1:01.18 [3]	0:49.40 [5]	0:37.02 [3]	0:24.56 [2]	0:12.41 [1]	1.3L	0:37.02	+6
		Chelsea Baker		Overall	1000m	(0:14.04)	(0:11.78)	(0:12.38)	(0:12.46)	(0:12.15)	(0:12.41)			
4	12	MIDNIGHT MIRACLE	10	65.7	0:11.55	1:15.34 [4]	1:00.31 [11]	0:48.76 [10]	0:36.62 [10]	0:24.25 [9]	0:12.10 [8]	1.8L	0:36.62	+6
		Kelsey Lenton		1000m	1000m	(0:15.03)	(0:11.55)	(0:12.14)	(0:12.37)	(0:12.15)	(0:12.10)			
5	3	RED TOFFEE	8	65.4	0:11.53	1:15.55 [5]	1:01.31 [7]	0:49.78 [3]	0:37.41 [1]	0:24.80 [4]	0:12.54 [3]	2.8L	0:37.41	+6
		Kenji Yoshida		1000m	1000m	(0:14.24)	(0:11.53)	(0:12.37)	(0:12.61)	(0:12.26)	(0:12.54)			
6	1	WANT TO BE PROUD	6	64.5	0:11.71	1:15.80 [6]	1:01.71 [5]	0:50.00 [4]	0:37.60 [4]	0:25.04 [5]	0:12.70 [5]	4.1L	0:37.60	+8
		Cobi Vitler		Overall	1000m	(0:14.09)	(0:11.71)	(0:12.40)	(0:12.56)	(0:12.34)	(0:12.70)			
7	18	ALZURRI	9	65.4	0:11.42	1:15.81 [7]	1:00.90 [10]	0:49.48 [9]	0:37.21 [9]	0:24.65 [11]	0:12.15 [11]	4.2L	0:37.21	+10
		Sariah Champkin		1000m	1000m	(0:14.91)	(0:11.42)	(0:12.27)	(0:12.56)	(0:12.50)	(0:12.15)			
8	14	GOOD GIRL POLLY	1	65.2	0:11.72	1:16.06 [8]	1:01.85 [6]	0:50.13 [7]	0:37.73 [7]	0:25.16 [8]	0:12.78 [9]	5.7L	0:37.73	+4
		Karl Zechner		Overall	1000m	(0:14.21)	(0:11.72)	(0:12.40)	(0:12.57)	(0:12.38)	(0:12.78)			
9	17	LIFE OF TREE	11	64.6	0:11.62	1:16.18 [9]	1:01.62 [8]	0:50.00 [8]	0:37.69 [8]	0:25.29 [7]	0:12.88 [10]	6.2L	0:37.69	+9
		Montanna Savva		1000m	1000m	(0:14.56)	(0:11.62)	(0:12.31)	(0:12.40)	(0:12.41)	(0:12.88)			
10	5	HASANA	5	65.5	0:11.88	1:16.60 [10]	1:02.60 [1]	0:50.72 [6]	0:38.37 [5]	0:25.86 [3]	0:13.38 [7]	8.7L	0:38.37	+6
		Leah Martyn		Overall	1000m	(0:14.00)	(0:11.88)	(0:12.35)	(0:12.51)	(0:12.48)	(0:13.38)			

Scratched: Foolsay (#6), Bargara Bound (#15), Mr Hanky Panky (#4), Besiege (#7), Newell Beach (#16), Shamrock's Secret (#8), Malbec Man (#19), Sound The Bugle (#9)



ToowoombaProfessional
Race 1: FARM TO TABLE Maiden Handicap - 1200m
04 July 2025 - 17:00



Track Rating: Good 4, Weather: Fine, Rail Position: +3m 800m-400m; +4m Remainder

Section					Overall	1000m	800m	600m	400m	200m	Last 600m			
Field Times					1:14.95 (0:14.00)	1:00.95 (0:11.68)	0:49.27 (0:12.46)	0:36.81 (0:12.41)	0:24.40 (0:12.26)	0:12.14 (0:12.14)	0:36.81			
Rank	TAB	Horse/Jockey	Barrier	Top Speed [km/h]	Fastest Section						Margin	Distance Travelled [m]		
11	2	POWERFUL WARRIOR	3	66.1	0:11.71	1:16.68 [11]	1:02.62 [4]	0:50.91 [2]	0:38.54 [2]	0:26.13 [1]	0:13.81 [2]	9L	0:38.54	+0
		Kyle Wilson-Taylor		Overall	1000m	(0:14.06)	(0:11.71)	(0:12.37)	(0:12.41)	(0:12.32)	(0:13.81)			

Scratched: Foolsay (#6), Bargara Bound (#15), Mr Hanky Panky (#4), Besiege (#7), Newell Beach (#16), Shamrock's Secret (#8), Malbec Man (#19), Sound The Bugle (#9)



Horse/Jockey Name	Ejay's Firefox
Final Rank	1
Fastest Section Time (Section)	0:11.78 (200m)
Top Speed [km/h] (Section)	63.4 (Overall)
Race State	Finished

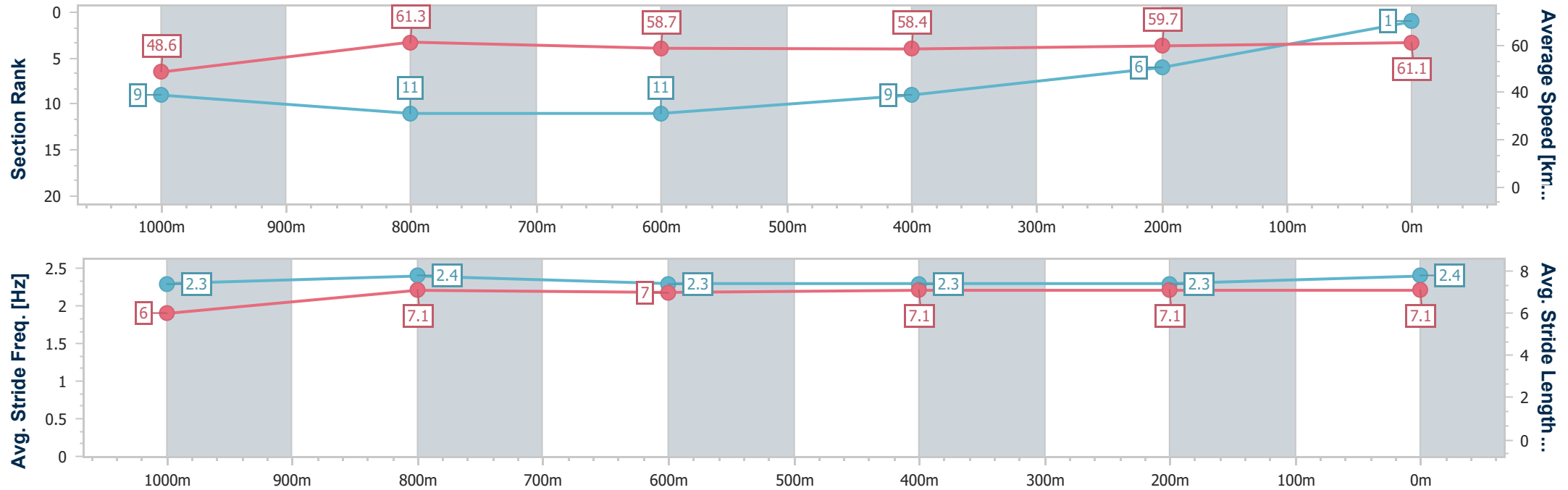


ToowoombaProfessional
Race 1: FARM TO TABLE Maiden Handicap - 1200m



04 July 2025 - 17:00
Track Rating: Good 4, Weather: Fine, Rail Position: +3m 800m-400m; +4m Remainder

Section	Overall	1000m	800m	600m	400m	200m							
Section Times	1:14.95 [1] (0:14.80)	1:00.15 [9] (0:11.79)	0:48.36 [11] (0:12.26)	0:36.10 [11] (0:12.24)	0:23.86 [9] (0:12.08)	0:11.78 [6] (0:11.78)							
Average Speed [km/h]	48.6	61.3	58.7	58.4	59.7	61.1							
Top Speed [km/h]	63.4	63.3	60.7	59.2	60.6	61.7							
Avg. Dist. to Rail [m]	5.5	1.1	0.4	1.2	1.0	2.2							
Avg. Stride Freq. [Hz]	2.3	2.4	2.3	2.3	2.3	2.4							
Avg. Stride Length [m]	6.0	7.1	7.0	7.1	7.1	7.1							



[] Ranking at each section and finish
-.-.- No data available at this section
NA No data available



Horse/Jockey Name	Weather
Final Rank	2
Fastest Section Time (Section)	0:11.65 (1000m)
Top Speed [km/h] (Section)	65.6 (Overall)
Race State	Finished

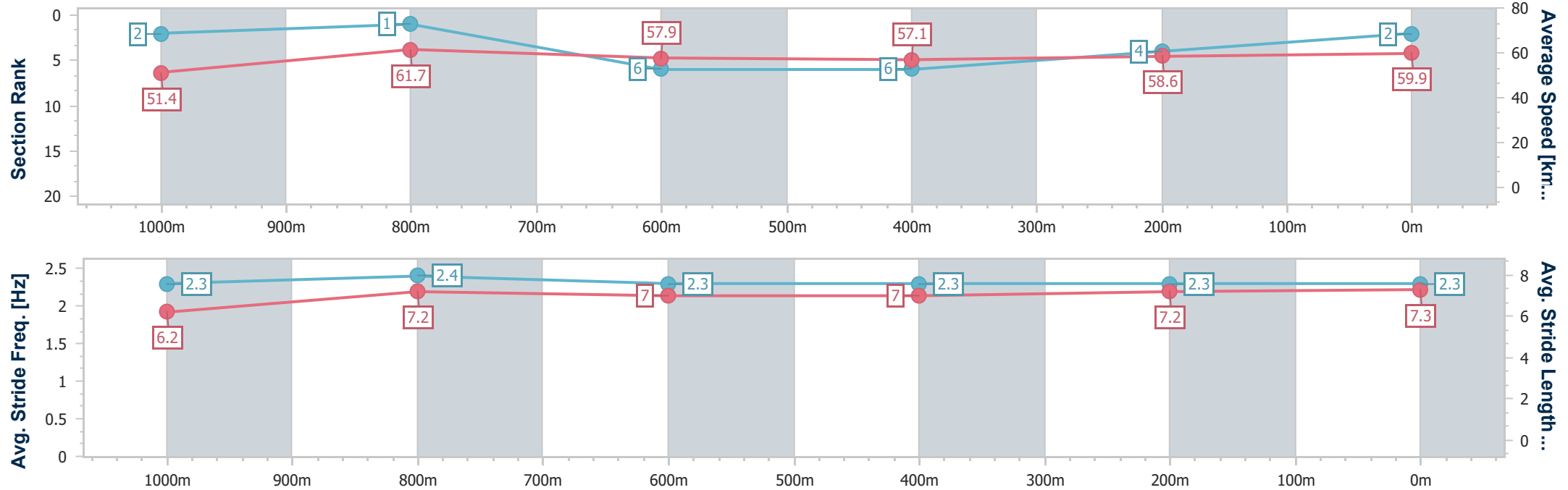


ToowoombaProfessional
Race 1: FARM TO TABLE Maiden Handicap - 1200m



04 July 2025 - 17:00
Track Rating: Good 4, Weather: Fine, Rail Position: +3m 800m-400m; +4m Remainder

Section	Overall	1000m	800m	600m	400m	200m								
Section Times	1:15.06 [2] (0:14.03)	1:01.03 [2] (0:11.65)	0:49.38 [1] (0:12.57)	0:36.81 [6] (0:12.62)	0:24.19 [6] (0:12.20)	0:11.99 [4] (0:11.99)								
Average Speed [km/h]	51.4	61.7	57.9	57.1	58.6	59.9								
Top Speed [km/h]	65.6	65.1	60.7	58.2	60.5	60.5								
Avg. Dist. to Rail [m]	2.3	0.8	2.1	0.9	1.7	0.8								
Avg. Stride Freq. [Hz]	2.3	2.4	2.3	2.3	2.3	2.3								
Avg. Stride Length [m]	6.2	7.2	7.0	7.0	7.2	7.3								



[] Ranking at each section and finish
- - - - - No data available at this section
NA No data available



Horse/Jockey Name	Flash Drive
Final Rank	3
Fastest Section Time (Section)	0:11.78 (1000m)
Top Speed [km/h] (Section)	65.8 (Overall)
Race State	Finished

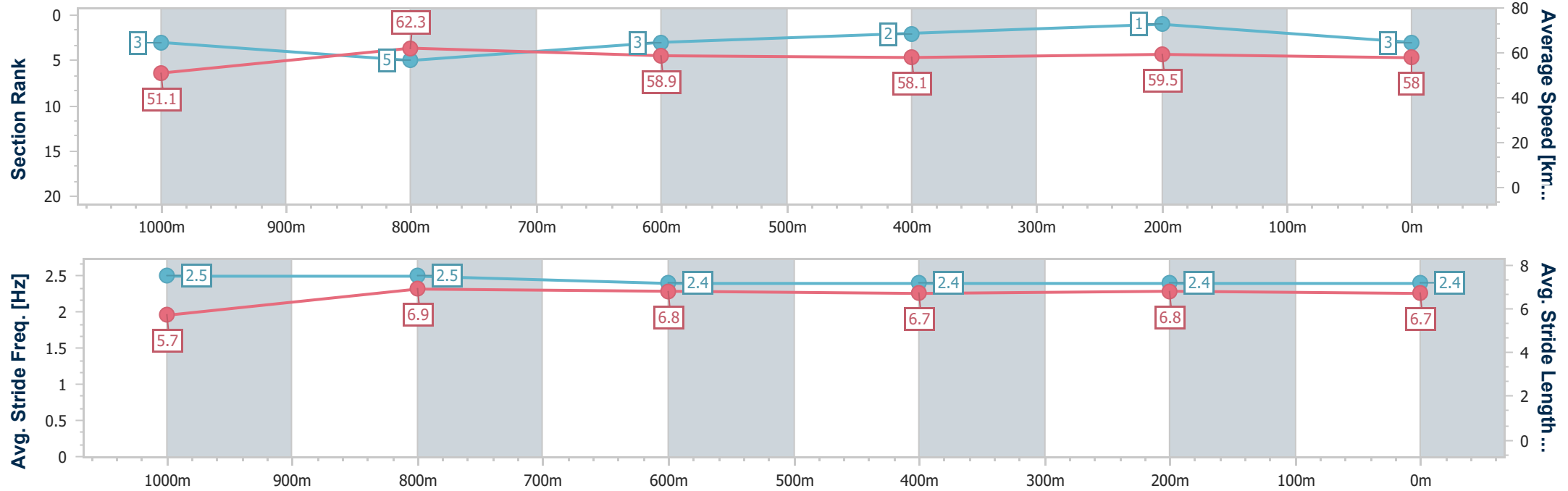


ToowoombaProfessional
Race 1: FARM TO TABLE Maiden Handicap - 1200m



04 July 2025 - 17:00
Track Rating: Good 4, Weather: Fine, Rail Position: +3m 800m-
400m; +4m Remainder

Section	Overall	1000m	800m	600m	400m	200m								
Section Times	1:15.22 [3] (0:14.04)	1:01.18 [3] (0:11.78)	0:49.40 [5] (0:12.38)	0:37.02 [3] (0:12.46)	0:24.56 [2] (0:12.15)	0:12.41 [1] (0:12.41)								
Average Speed [km/h]	51.1	62.3	58.9	58.1	59.5	58.0								
Top Speed [km/h]	65.8	65.4	60.4	59.2	60.3	59.1								
Avg. Dist. to Rail [m]	7.2	5.0	3.0	1.3	1.1	1.6								
Avg. Stride Freq. [Hz]	2.5	2.5	2.4	2.4	2.4	2.4								
Avg. Stride Length [m]	5.7	6.9	6.8	6.7	6.8	6.7								



[] Ranking at each section and finish
- - - - No data available at this section
NA No data available



Horse/Jockey Name	Midnight Miracle
Final Rank	4
Fastest Section Time (Section)	0:11.55 (1000m)
Top Speed [km/h] (Section)	65.7 (1000m)
Race State	Finished

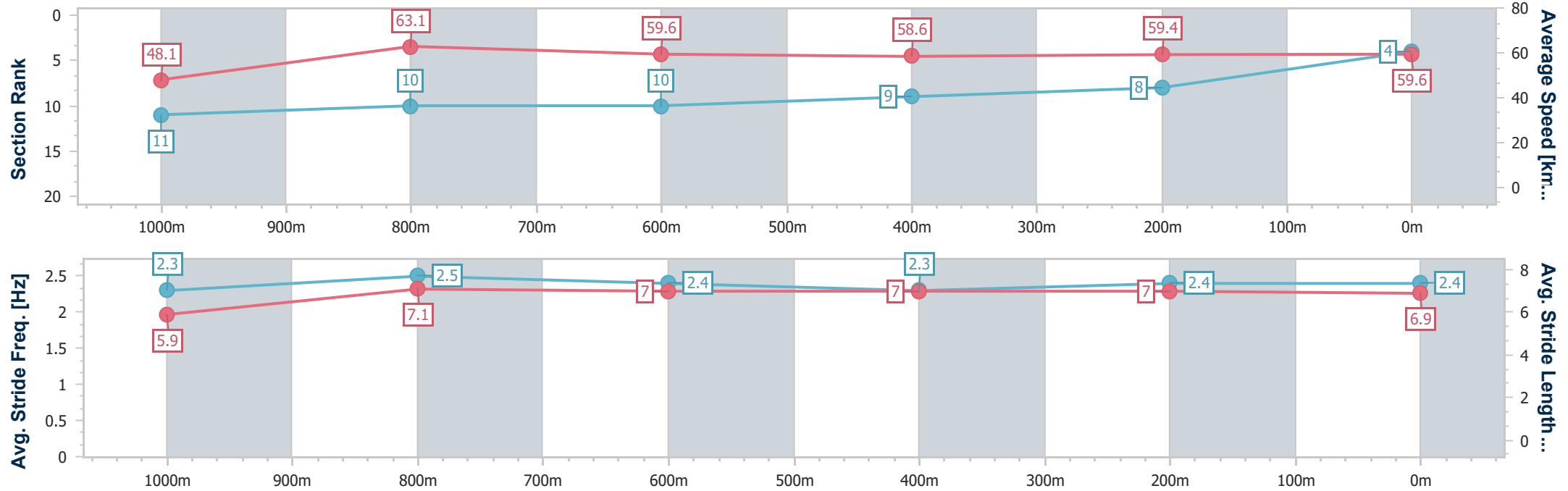


ToowoombaProfessional
Race 1: FARM TO TABLE Maiden Handicap - 1200m



04 July 2025 - 17:00
Track Rating: Good 4, Weather: Fine, Rail Position: +3m 800m-400m; +4m Remainder

Section	Overall	1000m	800m	600m	400m	200m								
Section Times	1:15.34 [4] (0:15.03)	1:00.31 [11] (0:11.55)	0:48.76 [10] (0:12.14)	0:36.62 [10] (0:12.37)	0:24.25 [9] (0:12.15)	0:12.10 [8] (0:12.10)								
Average Speed [km/h]	48.1	63.1	59.6	58.6	59.4	59.6								
Top Speed [km/h]	65.4	65.7	60.6	60.3	61.9	61.1								
Avg. Dist. to Rail [m]	6.4	3.7	2.0	1.4	0.4	1.5								
Avg. Stride Freq. [Hz]	2.3	2.5	2.4	2.3	2.4	2.4								
Avg. Stride Length [m]	5.9	7.1	7.0	7.0	7.0	6.9								





Horse/Jockey Name	Red Toffee
Final Rank	5
Fastest Section Time (Section)	0:11.53 (1000m)
Top Speed [km/h] (Section)	65.4 (1000m)
Race State	Finished

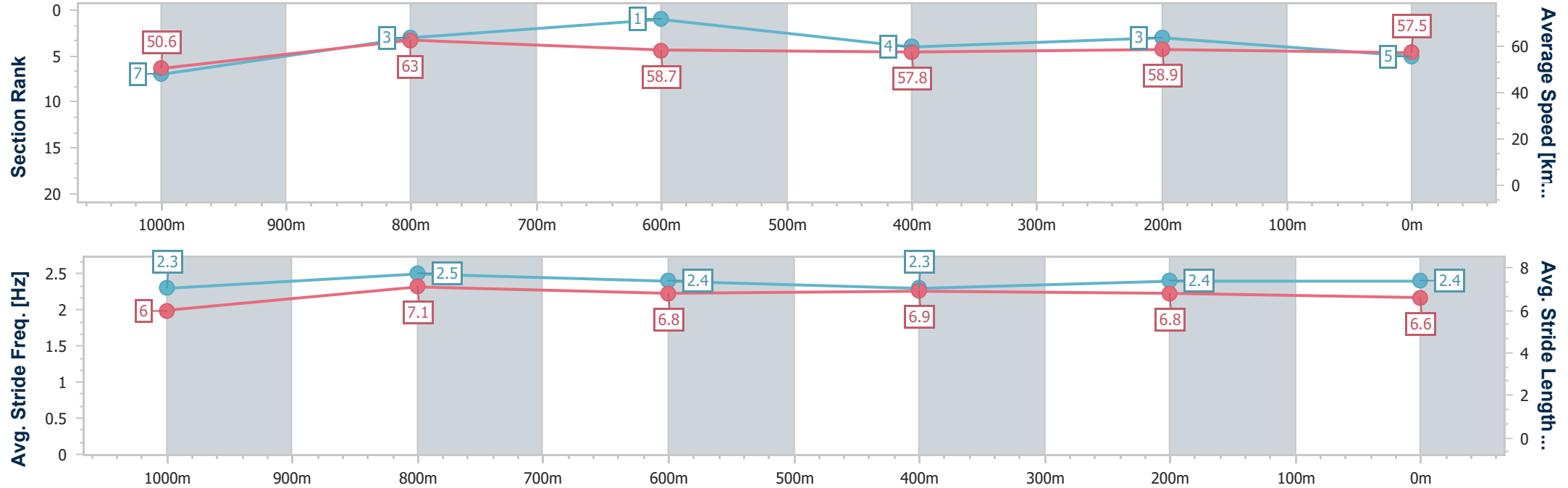


ToowoombaProfessional
Race 1: FARM TO TABLE Maiden Handicap - 1200m



04 July 2025 - 17:00
Track Rating: Good 4, Weather: Fine, Rail Position: +3m 800m-
400m; +4m Remainder

Section	Overall	1000m	800m	600m	400m	200m								
Section Times	1:15.55 [5] (0:14.24)	1:01.31 [7] (0:11.53)	0:49.78 [3] (0:12.37)	0:37.41 [1] (0:12.61)	0:24.80 [4] (0:12.26)	0:12.54 [3] (0:12.54)								
Average Speed [km/h]	50.6	63.0	58.7	57.8	58.9	57.5								
Top Speed [km/h]	64.6	65.4	59.6	58.6	60.3	59.6								
Avg. Dist. to Rail [m]	7.2	1.7	3.0	2.7	1.1	3.3								
Avg. Stride Freq. [Hz]	2.3	2.5	2.4	2.3	2.4	2.4								
Avg. Stride Length [m]	6.0	7.1	6.8	6.9	6.8	6.6								



[] Ranking at each section and finish
-.-.- No data available at this section
NA No data available



Horse/Jockey Name	Want To Be Proud
Final Rank	6
Fastest Section Time (Section)	0:11.71 (1000m)
Top Speed [km/h] (Section)	64.5 (Overall)
Race State	Finished

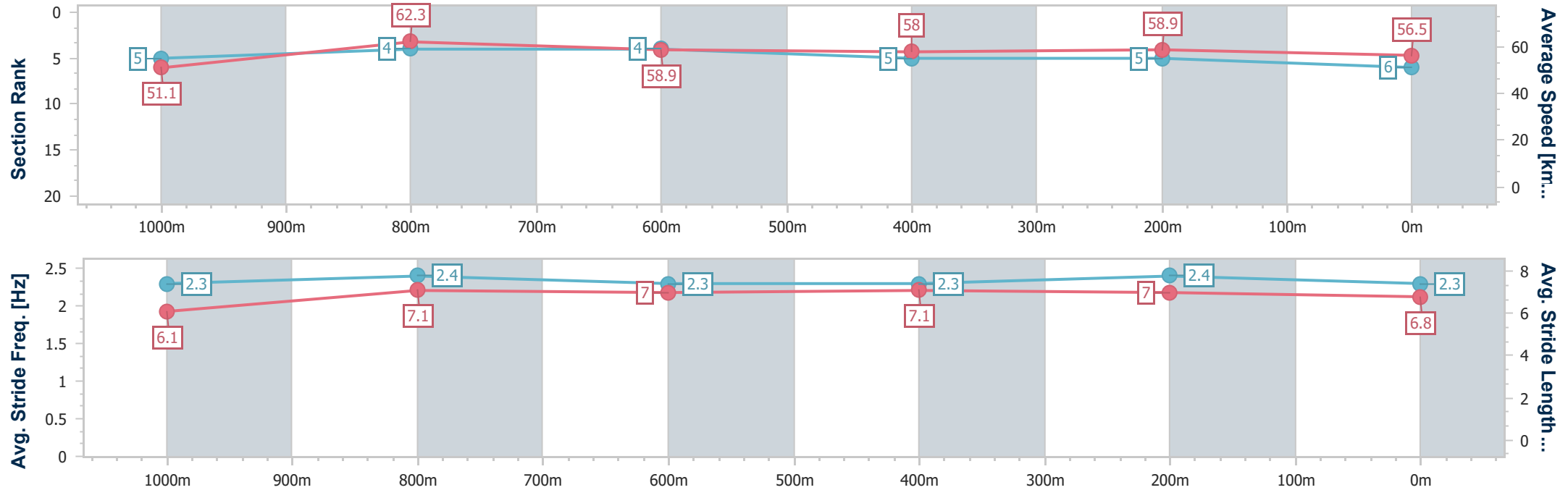


ToowoombaProfessional
Race 1: FARM TO TABLE Maiden Handicap - 1200m



04 July 2025 - 17:00
Track Rating: Good 4, Weather: Fine, Rail Position: +3m 800m-
400m; +4m Remainder

Section	Overall	1000m	800m	600m	400m	200m							
Section Times	1:15.80 [6] (0:14.09)	1:01.71 [5] (0:11.71)	0:50.00 [4] (0:12.40)	0:37.60 [4] (0:12.56)	0:25.04 [5] (0:12.34)	0:12.70 [5] (0:12.70)							
Average Speed [km/h]	51.1	62.3	58.9	58.0	58.9	56.5							
Top Speed [km/h]	64.5	64.1	59.8	59.5	59.8	58.4							
Avg. Dist. to Rail [m]	6.5	4.0	3.9	2.7	3.2	5.6							
Avg. Stride Freq. [Hz]	2.3	2.4	2.3	2.3	2.4	2.3							
Avg. Stride Length [m]	6.1	7.1	7.0	7.1	7.0	6.8							





Horse/Jockey Name	Alzurri
Final Rank	7
Fastest Section Time (Section)	0:11.42 (1000m)
Top Speed [km/h] (Section)	65.4 (1000m)
Race State	Finished

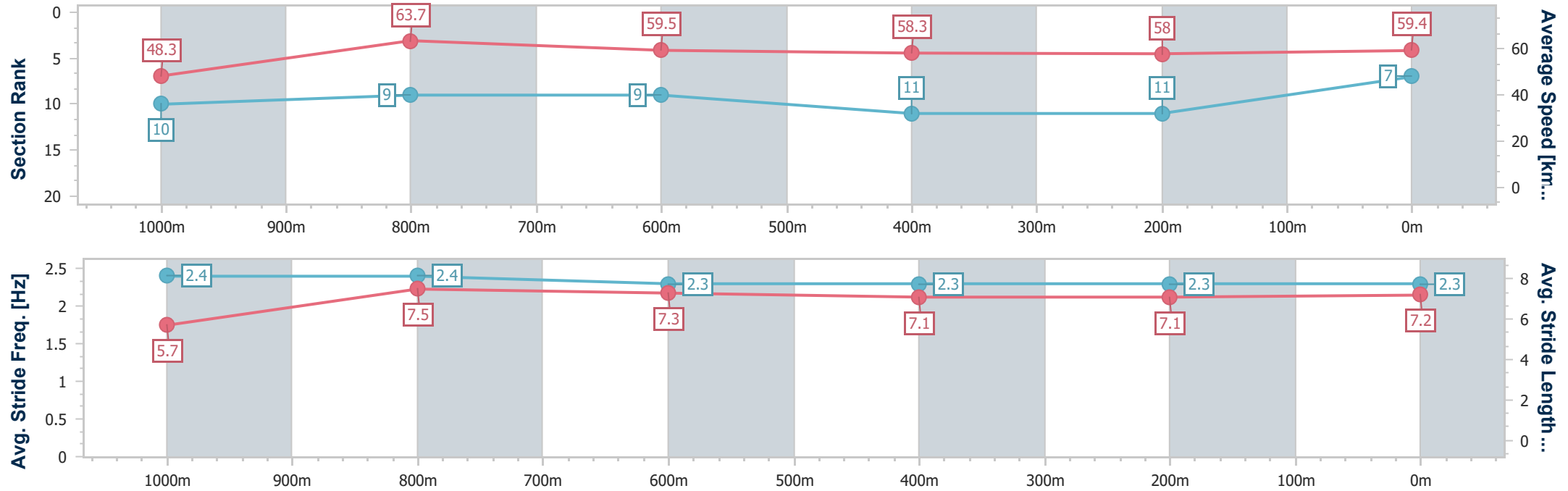


ToowoombaProfessional
Race 1: FARM TO TABLE Maiden Handicap - 1200m



04 July 2025 - 17:00
Track Rating: Good 4, Weather: Fine, Rail Position: +3m 800m-
400m; +4m Remainder

Section	Overall	1000m	800m	600m	400m	200m							
Section Times	1:15.81 [7] (0:14.91)	1:00.90 [10] (0:11.42)	0:49.48 [9] (0:12.27)	0:37.21 [9] (0:12.56)	0:24.65 [11] (0:12.50)	0:12.15 [11] (0:12.15)							
Average Speed [km/h]	48.3	63.7	59.5	58.3	58.0	59.4							
Top Speed [km/h]	64.5	65.4	62.1	58.9	60.1	60.1							
Avg. Dist. to Rail [m]	6.4	2.6	4.3	3.3	1.8	1.6							
Avg. Stride Freq. [Hz]	2.4	2.4	2.3	2.3	2.3	2.3							
Avg. Stride Length [m]	5.7	7.5	7.3	7.1	7.1	7.2							



- [] Ranking at each section and finish
- .-.- No data available at this section
- NA No data available



Horse/Jockey Name	Good Girl Polly
Final Rank	8
Fastest Section Time (Section)	0:11.72 (1000m)
Top Speed [km/h] (Section)	65.2 (Overall)
Race State	Finished

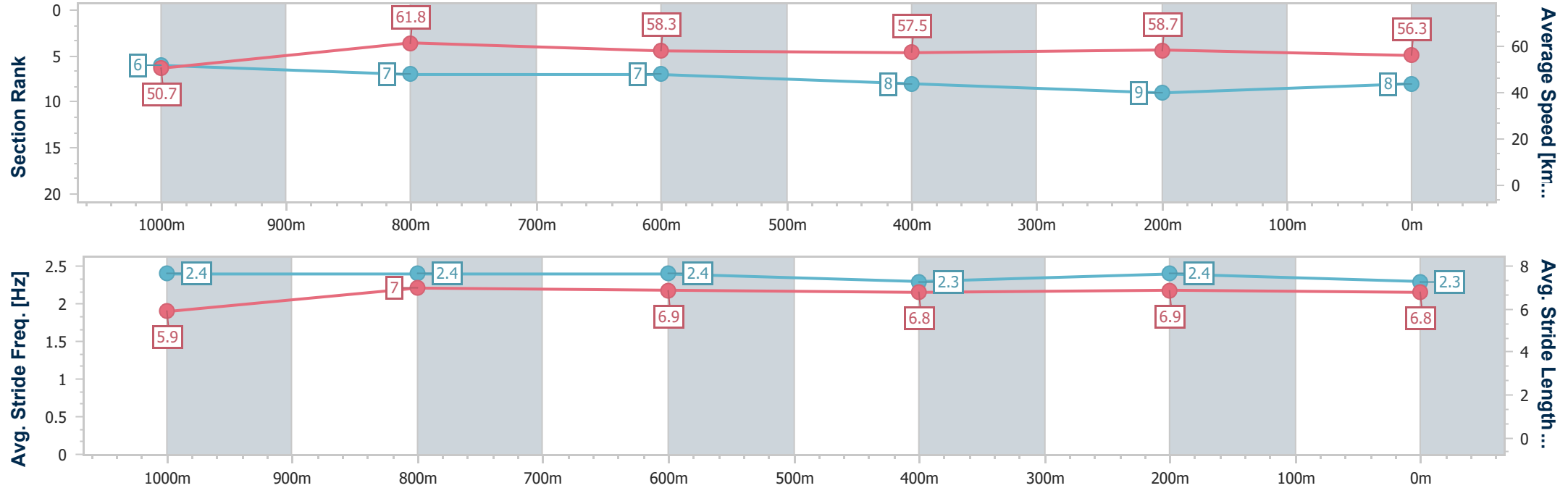


ToowoombaProfessional
Race 1: FARM TO TABLE Maiden Handicap - 1200m



04 July 2025 - 17:00
Track Rating: Good 4, Weather: Fine, Rail Position: +3m 800m-
400m; +4m Remainder

Section	Overall	1000m	800m	600m	400m	200m							
Section Times	1:16.06 [8] (0:14.21)	1:01.85 [6] (0:11.72)	0:50.13 [7] (0:12.40)	0:37.73 [7] (0:12.57)	0:25.16 [8] (0:12.38)	0:12.78 [9] (0:12.78)							
Average Speed [km/h]	50.7	61.8	58.3	57.5	58.7	56.3							
Top Speed [km/h]	65.2	64.5	59.6	60.2	59.6	57.9							
Avg. Dist. to Rail [m]	1.8	1.1	1.7	0.8	2.5	4.8							
Avg. Stride Freq. [Hz]	2.4	2.4	2.4	2.3	2.4	2.3							
Avg. Stride Length [m]	5.9	7.0	6.9	6.8	6.9	6.8							



[] Ranking at each section and finish
-.-.- No data available at this section
NA No data available



Horse/Jockey Name	Life Of Tree
Final Rank	9
Fastest Section Time (Section)	0:11.62 (1000m)
Top Speed [km/h] (Section)	64.6 (1000m)
Race State	Finished

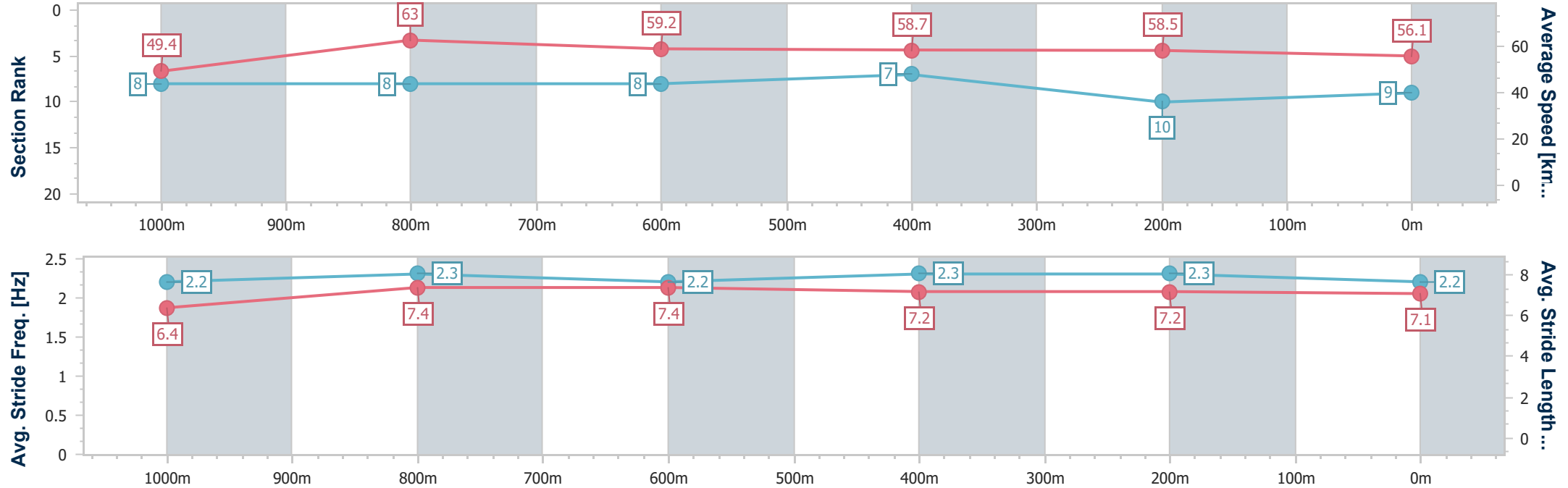


ToowoombaProfessional
Race 1: FARM TO TABLE Maiden Handicap - 1200m



04 July 2025 - 17:00
Track Rating: Good 4, Weather: Fine, Rail Position: +3m 800m-
400m; +4m Remainder

Section	Overall	1000m	800m	600m	400m	200m							
Section Times	1:16.18 [9] (0:14.56)	1:01.62 [8] (0:11.62)	0:50.00 [8] (0:12.31)	0:37.69 [8] (0:12.40)	0:25.29 [7] (0:12.41)	0:12.88 [10] (0:12.88)							
Average Speed [km/h]	49.4	63.0	59.2	58.7	58.5	56.1							
Top Speed [km/h]	64.4	64.6	61.2	59.5	59.0	58.2							
Avg. Dist. to Rail [m]	9.4	4.4	2.9	2.4	3.1	6.1							
Avg. Stride Freq. [Hz]	2.2	2.3	2.2	2.3	2.3	2.2							
Avg. Stride Length [m]	6.4	7.4	7.4	7.2	7.2	7.1							





Horse/Jockey Name	Hasana
Final Rank	10
Fastest Section Time (Section)	0:11.88 (1000m)
Top Speed [km/h] (Section)	65.5 (Overall)
Race State	Finished

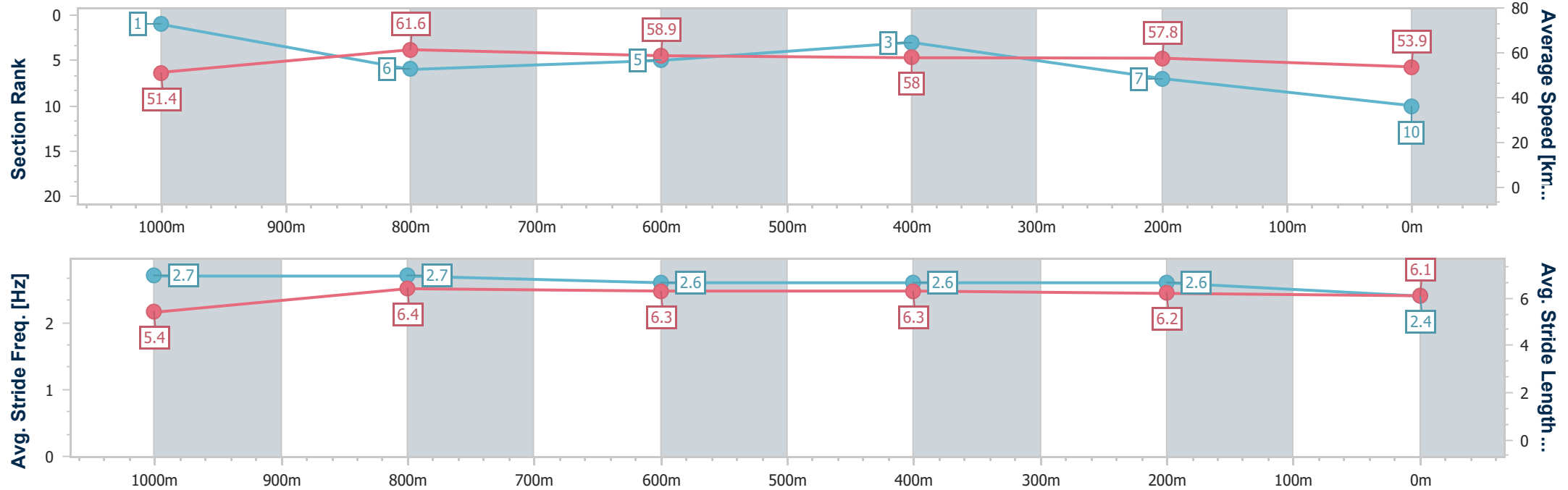


ToowoombaProfessional
Race 1: FARM TO TABLE Maiden Handicap - 1200m



04 July 2025 - 17:00
Track Rating: Good 4, Weather: Fine, Rail Position: +3m 800m-
400m; +4m Remainder

Section	Overall	1000m	800m	600m	400m	200m							
Section Times	1:16.60 [10] (0:14.00)	1:02.60 [1] (0:11.88)	0:50.72 [6] (0:12.35)	0:38.37 [5] (0:12.51)	0:25.86 [3] (0:12.48)	0:13.38 [7] (0:13.38)							
Average Speed [km/h]	51.4	61.6	58.9	58.0	57.8	53.9							
Top Speed [km/h]	65.5	64.5	61.6	59.4	58.8	56.4							
Avg. Dist. to Rail [m]	5.8	4.2	3.0	1.7	1.7	4.0							
Avg. Stride Freq. [Hz]	2.7	2.7	2.6	2.6	2.6	2.4							
Avg. Stride Length [m]	5.4	6.4	6.3	6.3	6.2	6.1							



[] Ranking at each section and finish
-.-.- No data available at this section
NA No data available



Horse/Jockey Name	Powerful Warrior
Final Rank	11
Fastest Section Time (Section)	0:11.71 (1000m)
Top Speed [km/h] (Section)	66.1 (Overall)
Race State	Finished

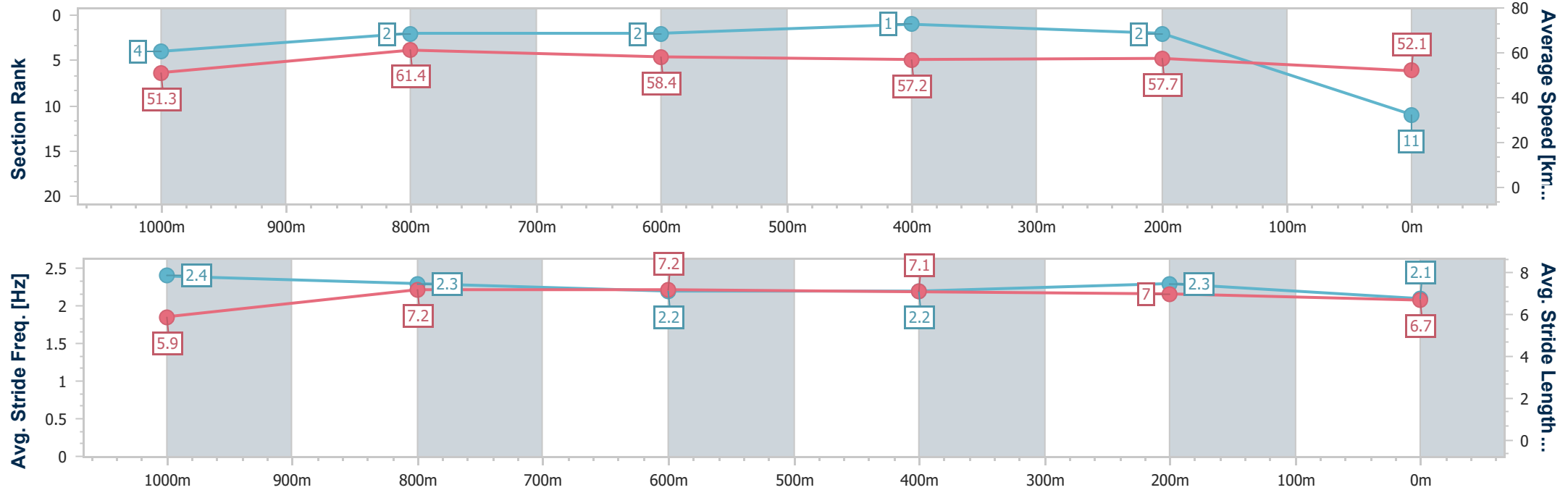


ToowoombaProfessional
Race 1: FARM TO TABLE Maiden Handicap - 1200m



04 July 2025 - 17:00
Track Rating: Good 4, Weather: Fine, Rail Position: +3m 800m-400m; +4m Remainder

Section	Overall	1000m	800m	600m	400m	200m								
Section Times	1:16.68 [11] (0:14.06)	1:02.62 [4] (0:11.71)	0:50.91 [2] (0:12.37)	0:38.54 [2] (0:12.41)	0:26.13 [1] (0:12.32)	0:13.81 [2] (0:13.81)								
Average Speed [km/h]	51.3	61.4	58.4	57.2	57.7	52.1								
Top Speed [km/h]	66.1	65.3	59.5	57.8	59.1	55.7								
Avg. Dist. to Rail [m]	3.6	0.6	0.2	2.4	1.9	1.1								
Avg. Stride Freq. [Hz]	2.4	2.3	2.2	2.2	2.3	2.1								
Avg. Stride Length [m]	5.9	7.2	7.2	7.1	7.0	6.7								



[] Ranking at each section and finish
-.-.- No data available at this section
NA No data available



Toowoomba Professional
Race 2: PRYDE'S EASIFEED Class 1 Handicap - 1000m
04 July 2025 - 17:30



Track Rating: Good 4, Weather: Fine, Rail Position: +3m 800m-400m; +4m Remainder

Section						Overall	800m	600m	400m	200m	Last 600m					
Field Times						1:00.88 (0:14.32)	0:46.56 (0:11.31)	0:35.25 (0:11.57)	0:23.68 (0:11.69)	0:11.99 (0:11.99)	0:35.25					
Rank	TAB	Horse/Jockey	Barrier	Top Speed [km/h]	Fastest Section								Margin			Distance Travelled [m]
1	4	BEE TWO	2	65.5	0:11.31	1:00.88 [1]	0:46.56 [1]	0:35.25 [1]	0:23.68 [1]	0:11.99 [1]	1:00.88	0:35.25				
		Corey Sutherland		Overall	800m	(0:14.32)	(0:11.31)	(0:11.57)	(0:11.69)	(0:11.99)						
2	7	READY AND MABEL	1	63.9	0:11.55	1:01.25 [2]	0:46.90 [2]	0:35.32 [4]	0:23.72 [3]	0:12.17 [3]	2L	0:35.32		+0		
		Hannah Richardson		800m	400m	(0:14.35)	(0:11.58)	(0:11.60)	(0:11.55)	(0:12.17)						
3	1	WARILLA GORILLA	4	66.0	0:11.16	1:01.33 [3]	0:46.74 [4]	0:35.58 [2]	0:24.02 [2]	0:12.31 [2]	2.4L	0:35.58		+2		
		Kelsey Lenton		800m	800m	(0:14.59)	(0:11.16)	(0:11.56)	(0:11.71)	(0:12.31)						
4	12	SAPANA'S PEARL	3	65.7	0:11.25	1:01.36 [4]	0:46.40 [6]	0:35.15 [5]	0:23.65 [5]	0:12.07 [5]	2.6L	0:35.15		-3		
		Sariah Champkin		Overall	800m	(0:14.96)	(0:11.25)	(0:11.50)	(0:11.58)	(0:12.07)						
5	5	MISS DE MEDICI	11	65.2	0:11.39	1:01.39 [5]	0:46.56 [5]	0:35.17 [6]	0:23.68 [6]	0:12.12 [4]	2.8L	0:35.17		+2		
		Chelsea Baker		800m	800m	(0:14.83)	(0:11.39)	(0:11.49)	(0:11.56)	(0:12.12)						
6	16	STORMSTOUT	7	64.9	0:11.41	1:01.60 [6]	0:46.36 [8]	0:34.95 [8]	0:23.51 [7]	0:12.03 [6]	3.8L	0:34.95		+0		
		Colleen Krahnen		800m	800m	(0:15.24)	(0:11.41)	(0:11.44)	(0:11.48)	(0:12.03)						
7	14	DUCHESS BREE	8	64.2	0:11.39	1:01.76 [7]	0:46.08 [10]	0:34.56 [11]	0:23.06 [10]	0:11.67 [8]	4.6L	0:34.56		-2		
		Stacey Callow		800m	400m	(0:15.68)	(0:11.52)	(0:11.50)	(0:11.39)	(0:11.67)						
8	11	ADDICTIVE PIRANHA	6	65.6	0:11.34	1:02.32 [8]	0:47.77 [3]	0:36.43 [3]	0:24.65 [4]	0:12.74 [7]	7.9L	0:36.43		+5		
		Leah Martyn		800m	800m	(0:14.55)	(0:11.34)	(0:11.78)	(0:11.91)	(0:12.74)						
9	6	BOONAH FLASHER	9	65.0	0:11.40	1:02.68 [9]	0:46.91 [11]	0:35.51 [10]	0:23.90 [11]	0:12.28 [9]	9.9L	0:35.51		+3		
		Cobi Vitler		Overall	800m	(0:15.77)	(0:11.40)	(0:11.61)	(0:11.62)	(0:12.28)						
10	15	GOIN' SKITZ	5	63.6	0:11.55	1:03.11 [10]	0:48.06 [7]	0:36.51 [7]	0:24.67 [8]	0:12.61 [10]	12.4L	0:36.51		+3		
		Karl Zechner		800m	800m	(0:15.05)	(0:11.55)	(0:11.84)	(0:12.06)	(0:12.61)						

Scratched: Mystery Power (#3), Master Miyagi (#9), Heavenly Az (#10), Tortilla (#8), Husson's Treasure (#2)



Toowoomba Professional
Race 2: PRYDE'S EASIFEED Class 1 Handicap - 1000m
04 July 2025 - 17:30



Track Rating: Good 4, Weather: Fine, Rail Position: +3m 800m-400m; +4m Remainder

Section					Overall	800m	600m	400m	200m	Last 600m			
Field Times					1:00.88 (0:14.32)	0:46.56 (0:11.31)	0:35.25 (0:11.57)	0:23.68 (0:11.69)	0:11.99 (0:11.99)	0:35.25			
Rank	TAB	Horse/Jockey	Barrier	Top Speed [km/h]	Fastest Section	Margin							Distance Travelled [m]
11	13	LUDIK	10	64.4	0:11.50	1:03.17 [11]	0:47.91 [9]	0:36.41 [9]	0:24.58 [9]	0:12.50 [11]	12.6L	0:36.41	+5
		Anthony Allen		800m	800m	(0:15.26)	(0:11.50)	(0:11.83)	(0:12.08)	(0:12.50)			

Scratched: Mystery Power (#3), Master Miyagi (#9), Heavenly Az (#10), Tortilla (#8), Husson's Treasure (#2)



Horse/Jockey Name	Bee Two
Final Rank	1
Fastest Section Time (Section)	0:11.31 (800m)
Top Speed [km/h] (Section)	65.5 (Overall)
Race State	Finished

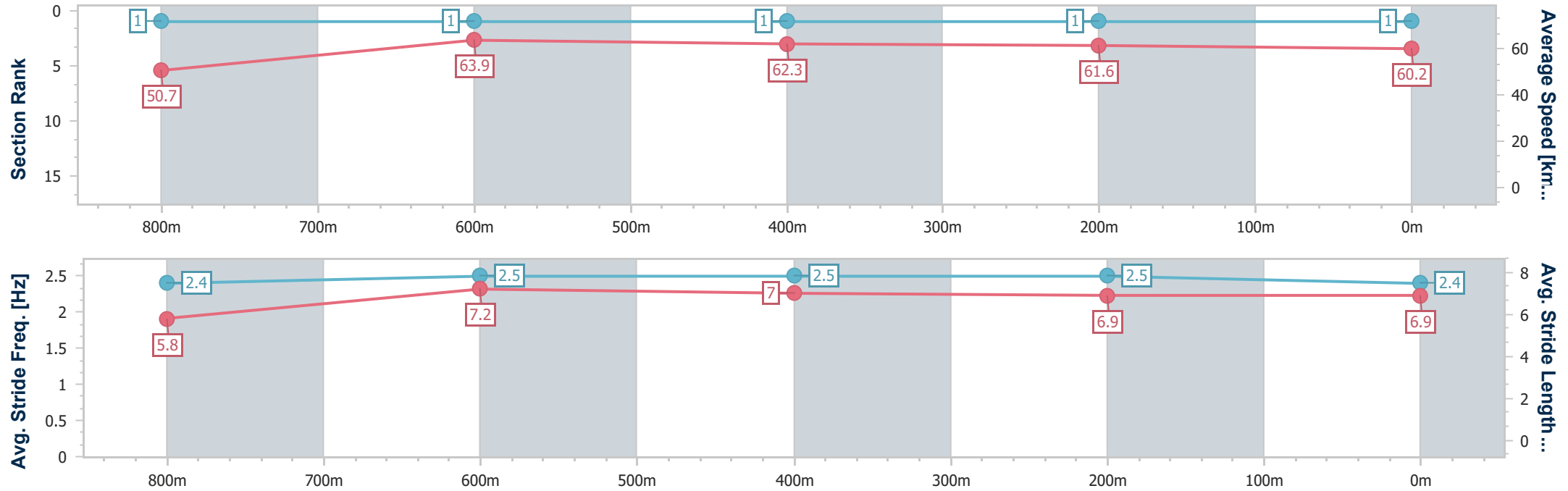


ToowoombaProfessional
Race 2: PRYDE'S EASIFEED Class 1 Handicap - 1000m



04 July 2025 - 17:30
Track Rating: Good 4, Weather: Fine, Rail Position: +3m 800m-
400m; +4m Remainder

Section	Overall	800m	600m	400m	200m										
Section Times	1:00.88 [1] (0:14.32)	0:46.56 [1] (0:11.31)	0:35.25 [1] (0:11.57)	0:23.68 [1] (0:11.69)	0:11.99 [1] (0:11.99)										
Average Speed [km/h]	50.7	63.9	62.3	61.6	60.2										
Top Speed [km/h]	65.5	65.5	64.5	62.6	61.3										
Avg. Dist. to Rail [m]	3.1	1.2	0.6	0.5	1.1										
Avg. Stride Freq. [Hz]	2.4	2.5	2.5	2.5	2.4										
Avg. Stride Length [m]	5.8	7.2	7.0	6.9	6.9										



[] Ranking at each section and finish
-.-.- No data available at this section
NA No data available



Horse/Jockey Name	Ready And Mabel
Final Rank	2
Fastest Section Time (Section)	0:11.55 (400m)
Top Speed [km/h] (Section)	63.9 (800m)
Race State	Finished

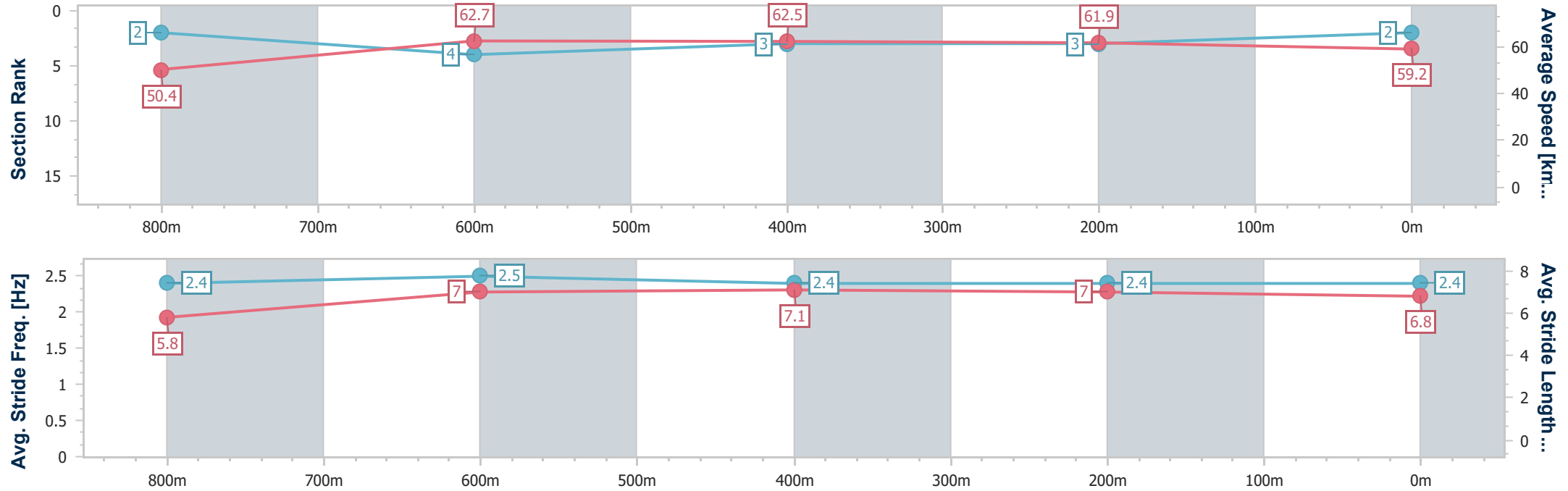


ToowoombaProfessional
Race 2: PRYDE'S EASIFEED Class 1 Handicap - 1000m



04 July 2025 - 17:30
Track Rating: Good 4, Weather: Fine, Rail Position: +3m 800m-
400m; +4m Remainder

Section	Overall	800m	600m	400m	200m										
Section Times	1:01.25 [2] (0:14.35)	0:46.90 [2] (0:11.58)	0:35.32 [4] (0:11.60)	0:23.72 [3] (0:11.55)	0:12.17 [3] (0:12.17)										
Average Speed [km/h]	50.4	62.7	62.5	61.9	59.2										
Top Speed [km/h]	63.0	63.9	63.8	63.2	61.6										
Avg. Dist. to Rail [m]	1.3	2.5	1.0	0.7	1.5										
Avg. Stride Freq. [Hz]	2.4	2.5	2.4	2.4	2.4										
Avg. Stride Length [m]	5.8	7.0	7.1	7.0	6.8										





Horse/Jockey Name	Warilla Gorilla
Final Rank	3
Fastest Section Time (Section)	0:11.16 (800m)
Top Speed [km/h] (Section)	66.0 (800m)
Race State	Finished

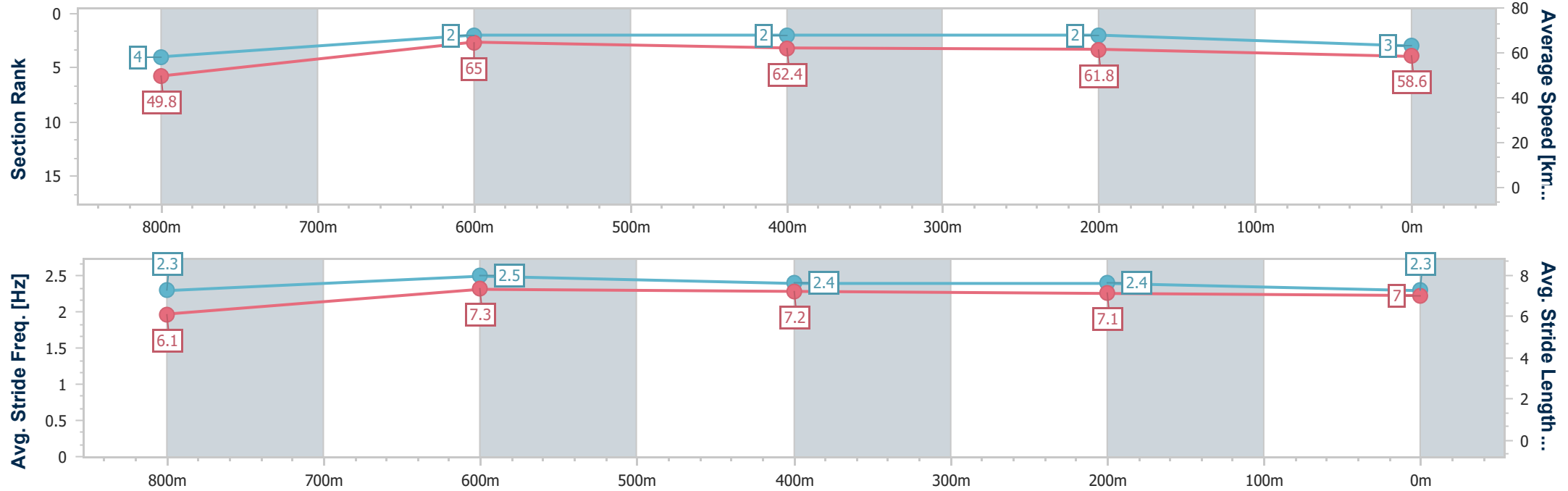


ToowoombaProfessional
Race 2: PRYDE'S EASIFEED Class 1 Handicap - 1000m



04 July 2025 - 17:30
Track Rating: Good 4, Weather: Fine, Rail Position: +3m 800m-400m; +4m Remainder

Section	Overall	800m	600m	400m	200m										
Section Times	1:01.33 [3] (0:14.59)	0:46.74 [4] (0:11.16)	0:35.58 [2] (0:11.56)	0:24.02 [2] (0:11.71)	0:12.31 [2] (0:12.31)										
Average Speed [km/h]	49.8	65.0	62.4	61.8	58.6										
Top Speed [km/h]	65.8	66.0	63.9	62.9	60.3										
Avg. Dist. to Rail [m]	3.1	1.9	1.0	1.9	2.8										
Avg. Stride Freq. [Hz]	2.3	2.5	2.4	2.4	2.3										
Avg. Stride Length [m]	6.1	7.3	7.2	7.1	7.0										



- [] Ranking at each section and finish
- .-.-.- No data available at this section
- NA No data available



Horse/Jockey Name	Sapana's Pearl
Final Rank	4
Fastest Section Time (Section)	0:11.25 (800m)
Top Speed [km/h] (Section)	65.7 (Overall)
Race State	Finished

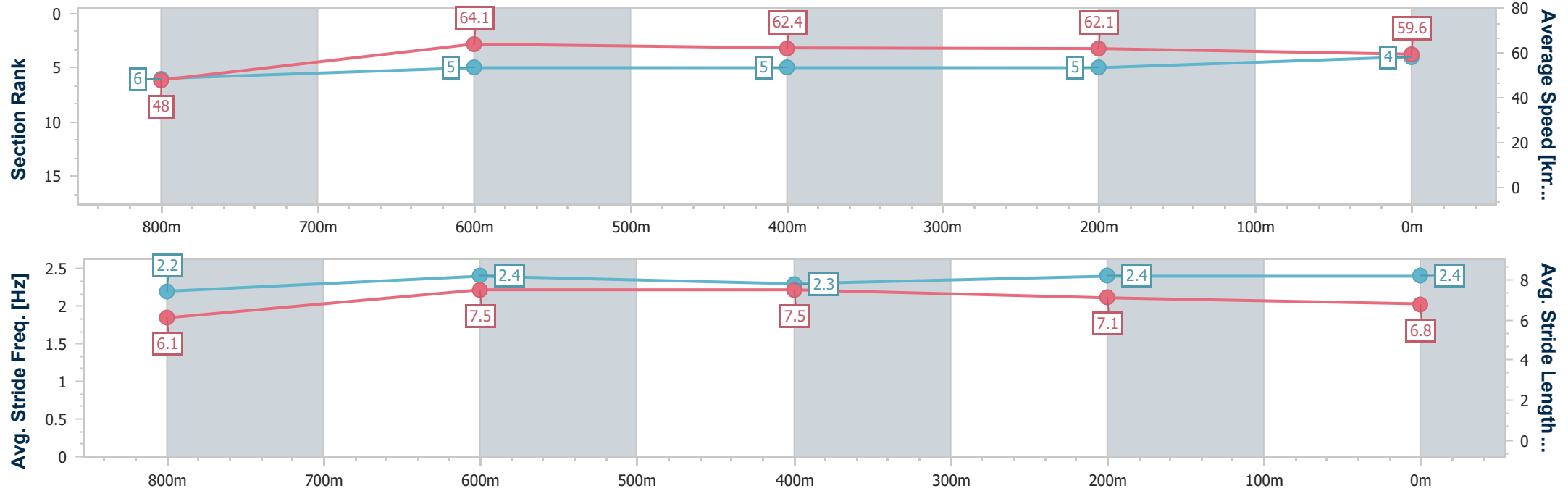


ToowoombaProfessional
Race 2: PRYDE'S EASIFEED Class 1 Handicap - 1000m



04 July 2025 - 17:30
Track Rating: Good 4, Weather: Fine, Rail Position: +3m 800m-
400m; +4m Remainder

Section	Overall	800m	600m	400m	200m										
Section Times	1:01.36 [4] (0:14.96)	0:46.40 [6] (0:11.25)	0:35.15 [5] (0:11.50)	0:23.65 [5] (0:11.58)	0:12.07 [5] (0:12.07)										
Average Speed [km/h]	48.0	64.1	62.4	62.1	59.6										
Top Speed [km/h]	65.7	64.9	63.9	63.0	60.9										
Avg. Dist. to Rail [m]	2.4	0.5	0.8	0.7	2.8										
Avg. Stride Freq. [Hz]	2.2	2.4	2.3	2.4	2.4										
Avg. Stride Length [m]	6.1	7.5	7.5	7.1	6.8										



- [] Ranking at each section and finish
- .-.- No data available at this section
- NA No data available



Horse/Jockey Name	Miss De Medici
Final Rank	5
Fastest Section Time (Section)	0:11.39 (800m)
Top Speed [km/h] (Section)	65.2 (800m)
Race State	Finished

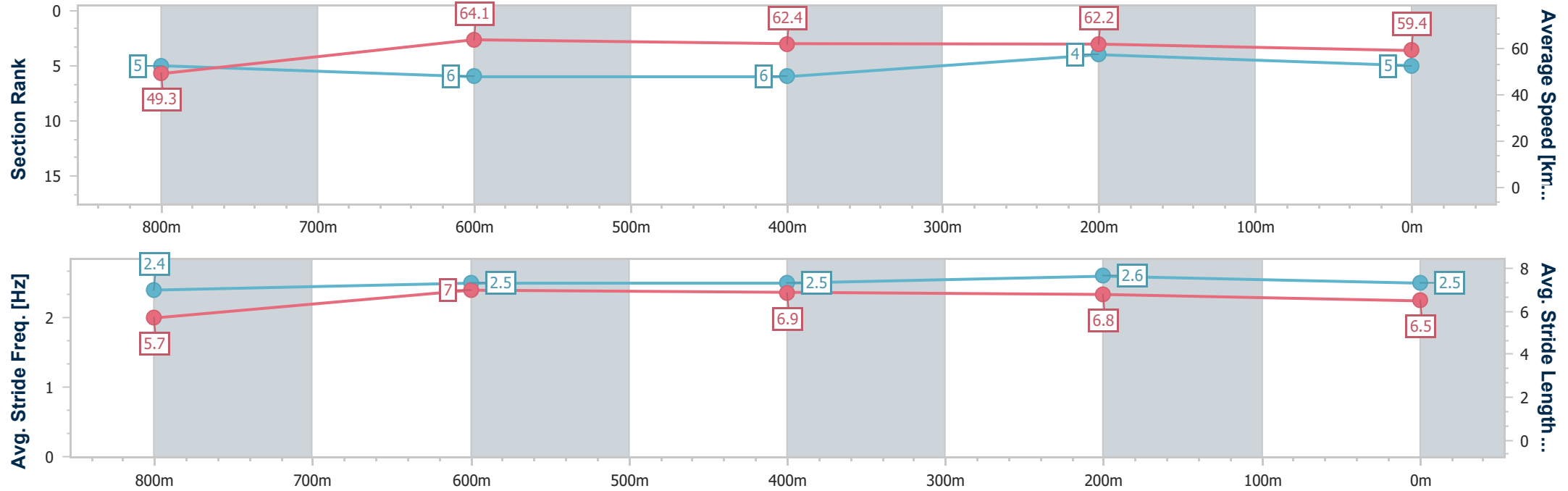


ToowoombaProfessional
Race 2: PRYDE'S EASIFEED Class 1 Handicap - 1000m



04 July 2025 - 17:30
Track Rating: Good 4, Weather: Fine, Rail Position: +3m 800m-
400m; +4m Remainder

Section	Overall	800m	600m	400m	200m										
Section Times	1:01.39 [5] (0:14.83)	0:46.56 [5] (0:11.39)	0:35.17 [6] (0:11.49)	0:23.68 [6] (0:11.56)	0:12.12 [4] (0:12.12)										
Average Speed [km/h]	49.3	64.1	62.4	62.2	59.4										
Top Speed [km/h]	63.1	65.2	64.2	64.1	60.6										
Avg. Dist. to Rail [m]	8.4	2.8	0.9	1.1	4.7										
Avg. Stride Freq. [Hz]	2.4	2.5	2.5	2.6	2.5										
Avg. Stride Length [m]	5.7	7.0	6.9	6.8	6.5										





Horse/Jockey Name	Stormstout
Final Rank	6
Fastest Section Time (Section)	0:11.41 (800m)
Top Speed [km/h] (Section)	64.9 (800m)
Race State	Finished

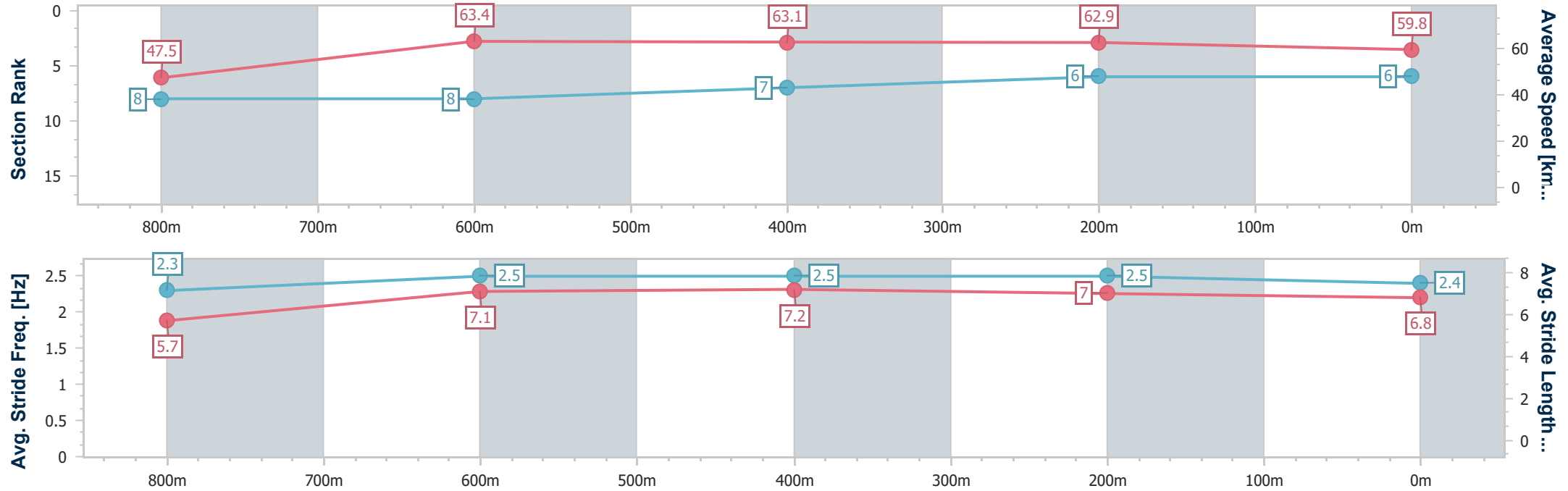


ToowoombaProfessional
Race 2: PRYDE'S EASIFEED Class 1 Handicap - 1000m



04 July 2025 - 17:30
Track Rating: Good 4, Weather: Fine, Rail Position: +3m 800m-400m; +4m Remainder

Section	Overall	800m	600m	400m	200m										
Section Times	1:01.60 [6] (0:15.24)	0:46.36 [8] (0:11.41)	0:34.95 [8] (0:11.44)	0:23.51 [7] (0:11.48)	0:12.03 [6] (0:12.03)										
Average Speed [km/h]	47.5	63.4	63.1	62.9	59.8										
Top Speed [km/h]	64.0	64.9	64.9	63.7	61.6										
Avg. Dist. to Rail [m]	4.8	1.5	0.5	0.3	0.7										
Avg. Stride Freq. [Hz]	2.3	2.5	2.5	2.5	2.4										
Avg. Stride Length [m]	5.7	7.1	7.2	7.0	6.8										



[] Ranking at each section and finish
-.-.- No data available at this section
NA No data available



Horse/Jockey Name	Duchess Bree
Final Rank	7
Fastest Section Time (Section)	0:11.39 (400m)
Top Speed [km/h] (Section)	64.2 (800m)
Race State	Finished

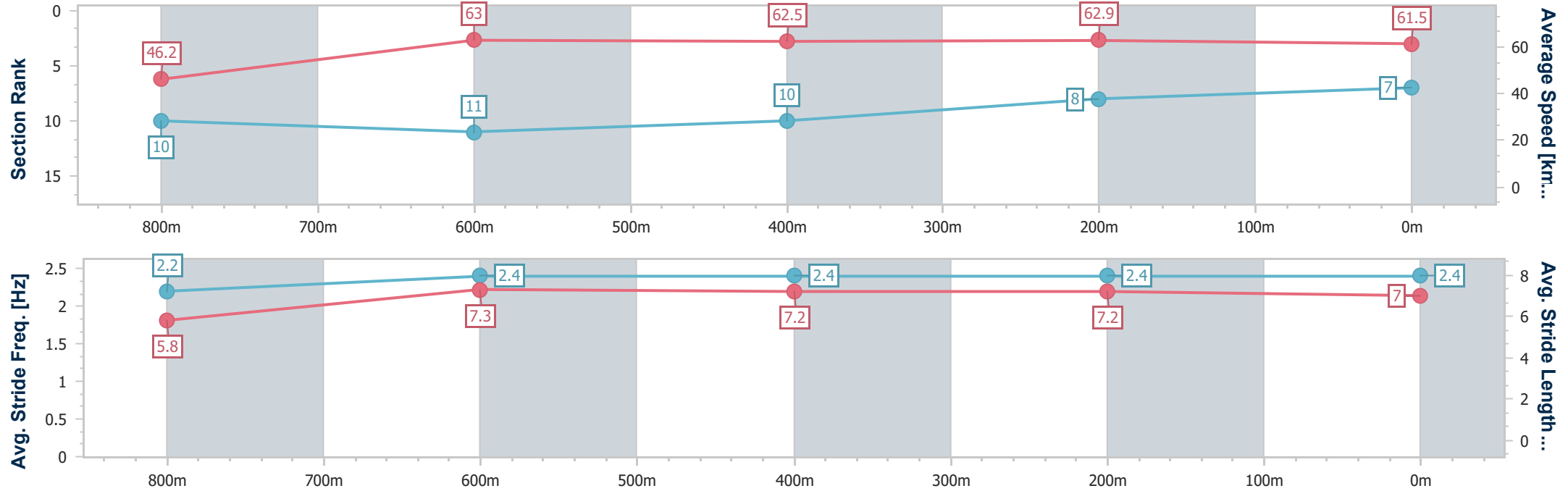


ToowoombaProfessional
Race 2: PRYDE'S EASIFEED Class 1 Handicap - 1000m



04 July 2025 - 17:30
Track Rating: Good 4, Weather: Fine, Rail Position: +3m 800m-400m; +4m Remainder

Section	Overall	800m	600m	400m	200m										
Section Times	1:01.76 [7] (0:15.68)	0:46.08 [10] (0:11.52)	0:34.56 [11] (0:11.50)	0:23.06 [10] (0:11.39)	0:11.67 [8] (0:11.67)										
Average Speed [km/h]	46.2	63.0	62.5	62.9	61.5										
Top Speed [km/h]	62.4	64.2	63.7	63.8	62.5										
Avg. Dist. to Rail [m]	5.2	1.6	0.6	1.0	0.3										
Avg. Stride Freq. [Hz]	2.2	2.4	2.4	2.4	2.4										
Avg. Stride Length [m]	5.8	7.3	7.2	7.2	7.0										



[] Ranking at each section and finish
- - - - - No data available at this section
NA No data available



Horse/Jockey Name	Addictive Piranha
Final Rank	8
Fastest Section Time (Section)	0:11.34 (800m)
Top Speed [km/h] (Section)	65.6 (800m)
Race State	Finished

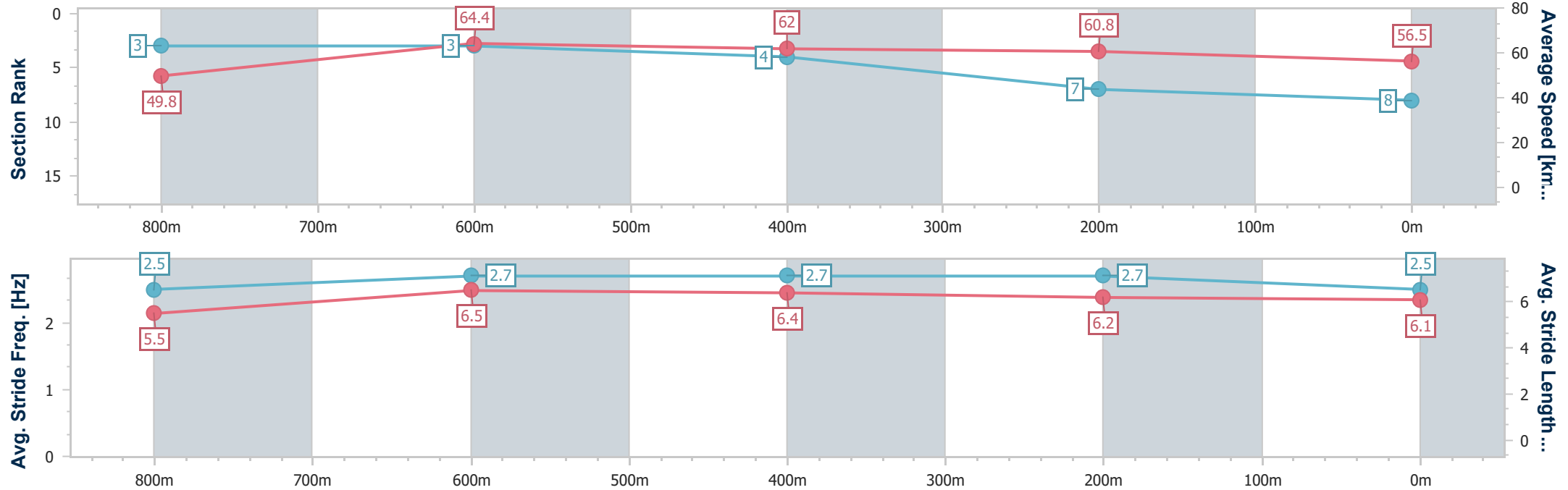


ToowoombaProfessional
Race 2: PRYDE'S EASIFEED Class 1 Handicap - 1000m



04 July 2025 - 17:30
Track Rating: Good 4, Weather: Fine, Rail Position: +3m 800m-400m; +4m Remainder

Section	Overall	800m	600m	400m	200m										
Section Times	1:02.32 [8] (0:14.55)	0:47.77 [3] (0:11.34)	0:36.43 [3] (0:11.78)	0:24.65 [4] (0:11.91)	0:12.74 [7] (0:12.74)										
Average Speed [km/h]	49.8	64.4	62.0	60.8	56.5										
Top Speed [km/h]	65.1	65.6	63.8	62.2	58.8										
Avg. Dist. to Rail [m]	4.4	4.0	3.5	2.3	2.6										
Avg. Stride Freq. [Hz]	2.5	2.7	2.7	2.7	2.5										
Avg. Stride Length [m]	5.5	6.5	6.4	6.2	6.1										



- [] Ranking at each section and finish
- .-.- No data available at this section
- NA No data available



Horse/Jockey Name	Boonah Flasher
Final Rank	9
Fastest Section Time (Section)	0:11.40 (800m)
Top Speed [km/h] (Section)	65.0 (Overall)
Race State	Finished

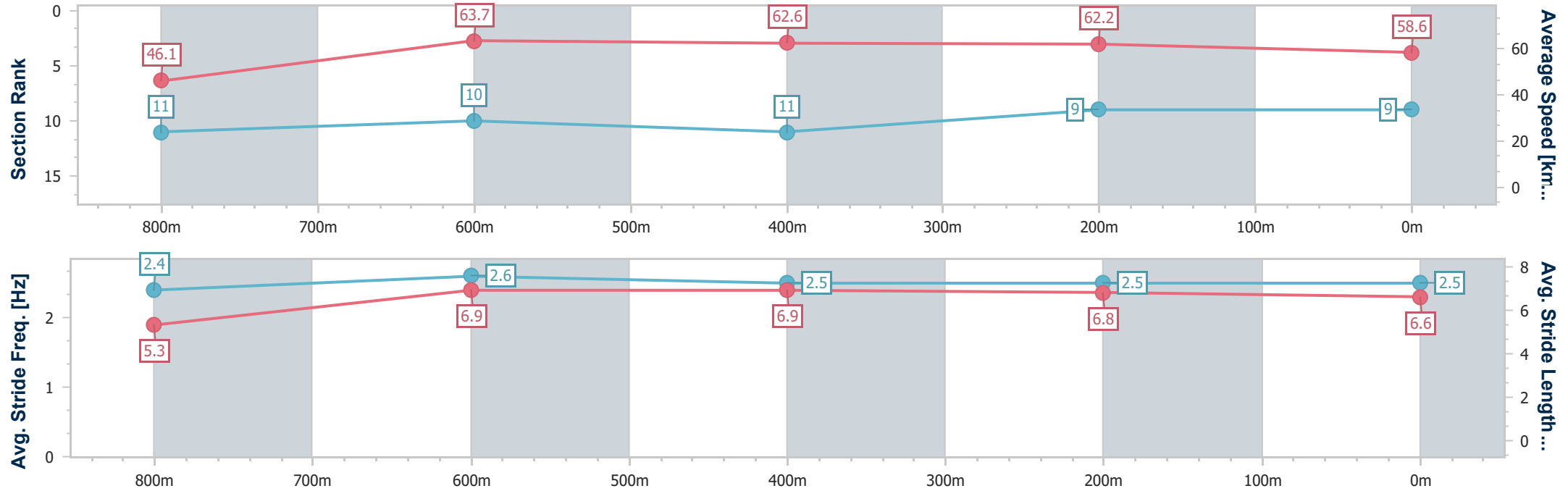


ToowoombaProfessional
Race 2: PRYDE'S EASIFEED Class 1 Handicap - 1000m



04 July 2025 - 17:30
Track Rating: Good 4, Weather: Fine, Rail Position: +3m 800m-
400m; +4m Remainder

Section	Overall	800m	600m	400m	200m									
Section Times	1:02.68 [9] (0:15.77)	0:46.91 [11] (0:11.40)	0:35.51 [10] (0:11.61)	0:23.90 [11] (0:11.62)	0:12.28 [9] (0:12.28)									
Average Speed [km/h]	46.1	63.7	62.6	62.2	58.6									
Top Speed [km/h]	65.0	64.9	64.4	63.1	61.9									
Avg. Dist. to Rail [m]	4.9	2.5	2.0	1.3	1.3									
Avg. Stride Freq. [Hz]	2.4	2.6	2.5	2.5	2.5									
Avg. Stride Length [m]	5.3	6.9	6.9	6.8	6.6									





Horse/Jockey Name	Goin' Skitz
Final Rank	10
Fastest Section Time (Section)	0:11.55 (800m)
Top Speed [km/h] (Section)	63.6 (800m)
Race State	Finished

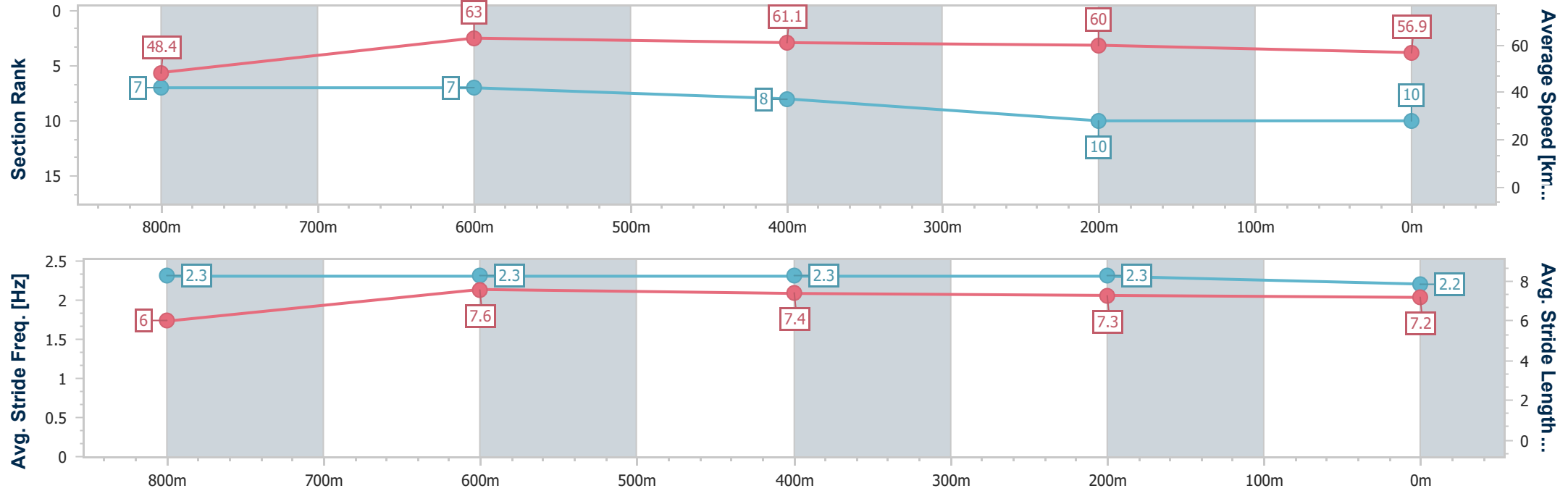


ToowoombaProfessional
Race 2: PRYDE'S EASIFEED Class 1 Handicap - 1000m



04 July 2025 - 17:30
Track Rating: Good 4, Weather: Fine, Rail Position: +3m 800m-400m; +4m Remainder

Section	Overall	800m	600m	400m	200m									
Section Times	1:03.11 [10] (0:15.05)	0:48.06 [7] (0:11.55)	0:36.51 [7] (0:11.84)	0:24.67 [8] (0:12.06)	0:12.61 [10] (0:12.61)									
Average Speed [km/h]	48.4	63.0	61.1	60.0	56.9									
Top Speed [km/h]	63.2	63.6	63.5	60.4	58.8									
Avg. Dist. to Rail [m]	5.6	2.9	1.4	1.0	2.1									
Avg. Stride Freq. [Hz]	2.3	2.3	2.3	2.3	2.2									
Avg. Stride Length [m]	6.0	7.6	7.4	7.3	7.2									



- [] Ranking at each section and finish
- .-.- No data available at this section
- NA No data available



Horse/Jockey Name	Ludik
Final Rank	11
Fastest Section Time (Section)	0:11.50 (800m)
Top Speed [km/h] (Section)	64.4 (800m)
Race State	Finished

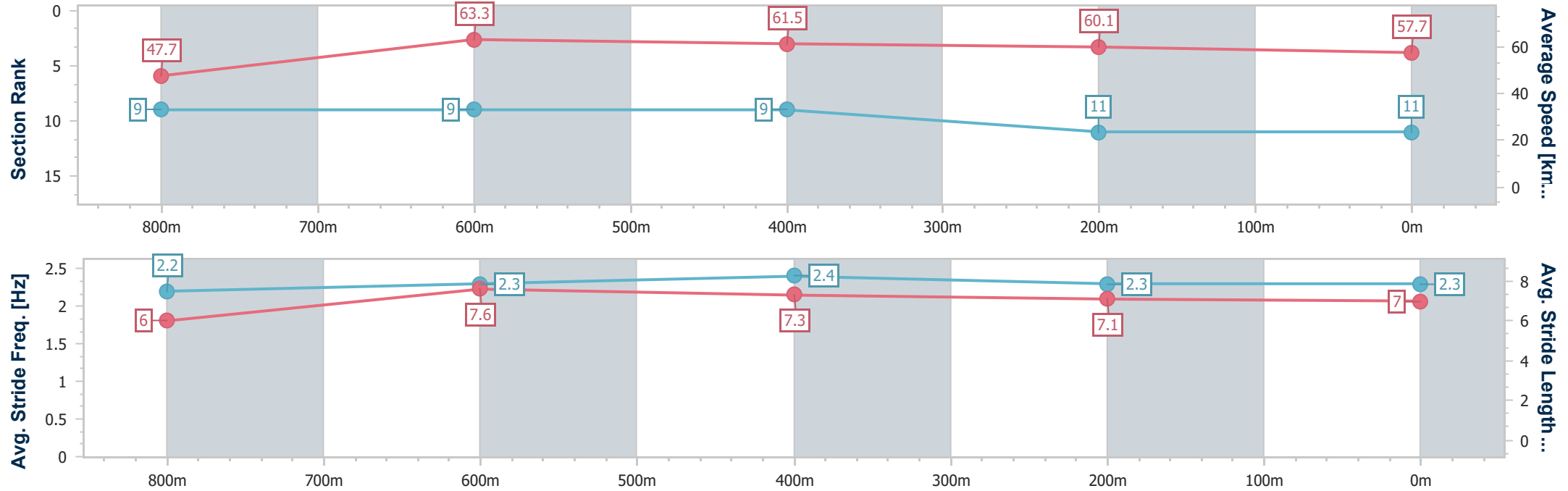


ToowoombaProfessional
Race 2: PRYDE'S EASIFEED Class 1 Handicap - 1000m



04 July 2025 - 17:30
Track Rating: Good 4, Weather: Fine, Rail Position: +3m 800m-
400m; +4m Remainder

Section	Overall	800m	600m	400m	200m									
Section Times	1:03.17 [11] (0:15.26)	0:47.91 [9] (0:11.50)	0:36.41 [9] (0:11.83)	0:24.58 [9] (0:12.08)	0:12.50 [11] (0:12.50)									
Average Speed [km/h]	47.7	63.3	61.5	60.1	57.7									
Top Speed [km/h]	63.9	64.4	62.8	61.0	58.6									
Avg. Dist. to Rail [m]	6.7	3.0	2.1	2.8	5.0									
Avg. Stride Freq. [Hz]	2.2	2.3	2.4	2.3	2.3									
Avg. Stride Length [m]	6.0	7.6	7.3	7.1	7.0									



[] Ranking at each section and finish
-.-.- No data available at this section
NA No data available



Toowoomba Professional

Race 3: BARRIER REEF POOLS BENCHMARK 65 Handicap - 1300m

04 July 2025 - 18:00



Track Rating: Good 4, Weather: Fine, Rail Position: +3m 800m-400m; +4m Remainder

Section						Overall	1200m	1000m	800m	600m	400m	Last 600m	
Field Times						1:19.79 (0:08.14)	1:11.65 (0:11.03)	1:00.62 (0:11.52)	0:49.10 (0:12.09)	0:37.01 (0:12.35)	0:24.66 (0:12.21)	0:37.01	
Rank	TAB	Horse/Jockey	Barrier	Top Speed [km/h]	Fastest Section								Distance Travelled [m]
1	6	THE DEPUTY	1	65.7	0:08.78	1:19.79 [1]	1:11.01 [6]	0:59.84 [7]	0:48.39 [6]	0:36.55 [6]	0:24.14 [5]	0:36.55	
		Rob Thorburn		1200m	Overall	(0:08.78)	(0:11.17)	(0:11.45)	(0:11.84)	(0:12.41)	(0:12.01)		
2	7	CHINCHILLA AHEAD	3	68.0	0:08.62	1:20.08 [2]	1:11.46 [5]	1:00.59 [4]	0:49.16 [3]	0:37.22 [3]	0:24.77 [2]	0:37.22 +6	
		Kyle Wilson-Taylor		1200m	Overall	(0:08.62)	(0:10.87)	(0:11.43)	(0:11.94)	(0:12.45)	(0:12.11)		
3	8	COMMAND APPROVED	5	67.0	0:08.14	1:20.09 [3]	1:11.95 [1]	1:00.92 [1]	0:49.40 [1]	0:37.29 [2]	0:24.96 [1]	0:37.29 +1	
		Hannah Richardson		1200m	Overall	(0:08.14)	(0:11.03)	(0:11.52)	(0:12.11)	(0:12.33)	(0:12.21)		
4	5	LADY SOAMES	8	66.8	0:08.97	1:20.43 [4]	1:11.46 [8]	1:00.24 [8]	0:48.54 [8]	0:36.79 [7]	0:24.48 [7]	0:36.79 +7	
		Chelsea Baker		1200m	Overall	(0:08.97)	(0:11.22)	(0:11.70)	(0:11.75)	(0:12.31)	(0:12.16)		
5	13	CONNECTICUT	9	66.0	0:09.12	1:20.88 [5]	1:11.76 [10]	1:00.49 [9]	0:48.92 [9]	0:37.11 [9]	0:24.59 [10]	0:37.11 +12	
		Cobi Vitler		1200m	Overall	(0:09.12)	(0:11.27)	(0:11.57)	(0:11.81)	(0:12.52)	(0:12.39)		
6	3	HAYSIRI	10	65.8	0:09.10	1:20.99 [6]	1:11.89 [9]	1:00.51 [10]	0:48.84 [10]	0:37.09 [10]	0:24.89 [9]	0:37.09 +3	
		Karl Zechner		1200m	Overall	(0:09.10)	(0:11.38)	(0:11.67)	(0:11.75)	(0:12.20)	(0:12.32)		
7	9	HUSS ON FIRST	2	66.9	0:08.84	1:21.02 [7]	1:12.18 [7]	1:01.10 [6]	0:49.34 [7]	0:37.37 [8]	0:24.97 [8]	0:37.37 +6	
		Corey Sutherland		1200m	Overall	(0:08.84)	(0:11.08)	(0:11.76)	(0:11.97)	(0:12.40)	(0:12.59)		
8	11	BEARHUG	4	65.9	0:08.41	1:21.06 [8]	1:12.65 [3]	1:01.47 [5]	0:49.84 [5]	0:38.01 [4]	0:25.71 [4]	0:38.01 +7	
		Nozi Tomizawa		1200m	Overall	(0:08.41)	(0:11.18)	(0:11.63)	(0:11.83)	(0:12.30)	(0:12.72)		
9	4	I PROMISE YOU	6	67.1	0:08.26	1:21.13 [9]	1:12.87 [2]	1:01.94 [2]	0:50.40 [2]	0:38.35 [1]	0:25.81 [3]	0:38.35 +10	
		Leah Martyn		1200m	Overall	(0:08.26)	(0:10.93)	(0:11.54)	(0:12.05)	(0:12.54)	(0:12.71)		
10	2	MAGIC IN ME	7	67.4	0:08.48	1:23.95 [10]	1:15.47 [4]	1:04.47 [3]	0:53.01 [4]	0:40.78 [5]	0:28.03 [6]	0:40.78 +11	
		Montanna Savva		1200m	Overall	(0:08.48)	(0:11.00)	(0:11.46)	(0:12.23)	(0:12.75)	(0:13.30)		

Scratched: Booga Ray (#16), Fire King (#1), La Mano (#18), Jacks And Soda (#17), Echo Hunter (#12), Freeman (#15), Gunboat (#14), Jukebox Glow (#10)



Toowoomba Professional

Race 3: BARRIER REEF POOLS BENCHMARK 65 Handicap - 1300m

04 July 2025 - 18:00



Track Rating: Good 4, Weather: Fine, Rail Position: +3m 800m-400m; +4m Remainder

Section Field Times				200m 0:12.45 (0:12.45)		Last 600m 0:37.01			
Rank	TAB	Horse/Jockey	Barrier	Top Speed [km/h]	Fastest Section	Margin			Distance Travelled [m]
1	6	THE DEPUTY	1	65.7	0:08.78	0:12.13 [3]	1:19.79		0:36.55
		Rob Thorburn		1200m	Overall	(0:12.13)			
2	7	CHINCHILLA AHEAD	3	68.0	0:08.62	0:12.66 [2]	1.5L		0:37.22 +6
		Kyle Wilson-Taylor		1200m	Overall	(0:12.66)			
3	8	COMMAND APPROVED	5	67.0	0:08.14	0:12.75 [1]	1.6L		0:37.29 +1
		Hannah Richardson		1200m	Overall	(0:12.75)			
4	5	LADY SOAMES	8	66.8	0:08.97	0:12.32 [6]	3.6L		0:36.79 +7
		Chelsea Baker		1200m	Overall	(0:12.32)			
5	13	CONNECTICUT	9	66.0	0:09.12	0:12.20 [9]	6.1L		0:37.11 +12
		Cobi Vitler		1200m	Overall	(0:12.20)			
6	3	HAYSIRI	10	65.8	0:09.10	0:12.57 [7]	6.6L		0:37.09 +3
		Karl Zechner		1200m	Overall	(0:12.57)			
7	9	HUSS ON FIRST	2	66.9	0:08.84	0:12.38 [8]	6.8L		0:37.37 +6
		Corey Sutherland		1200m	Overall	(0:12.38)			
8	11	BEARHUG	4	65.9	0:08.41	0:12.99 [5]	7L		0:38.01 +7
		Nozi Tomizawa		1200m	Overall	(0:12.99)			
9	4	I PROMISE YOU	6	67.1	0:08.26	0:13.10 [4]	7.3L		0:38.35 +10
		Leah Martyn		1200m	Overall	(0:13.10)			
10	2	MAGIC IN ME	7	67.4	0:08.48	0:14.73 [10]	23.8L		0:40.78 +11
		Montanna Savva		1200m	Overall	(0:14.73)			

Scratched: Booga Ray (#16), Fire King (#1), La Mano (#18), Jacks And Soda (#17), Echo Hunter (#12), Freeman (#15), Gunboat (#14), Jukebox Glow (#10)



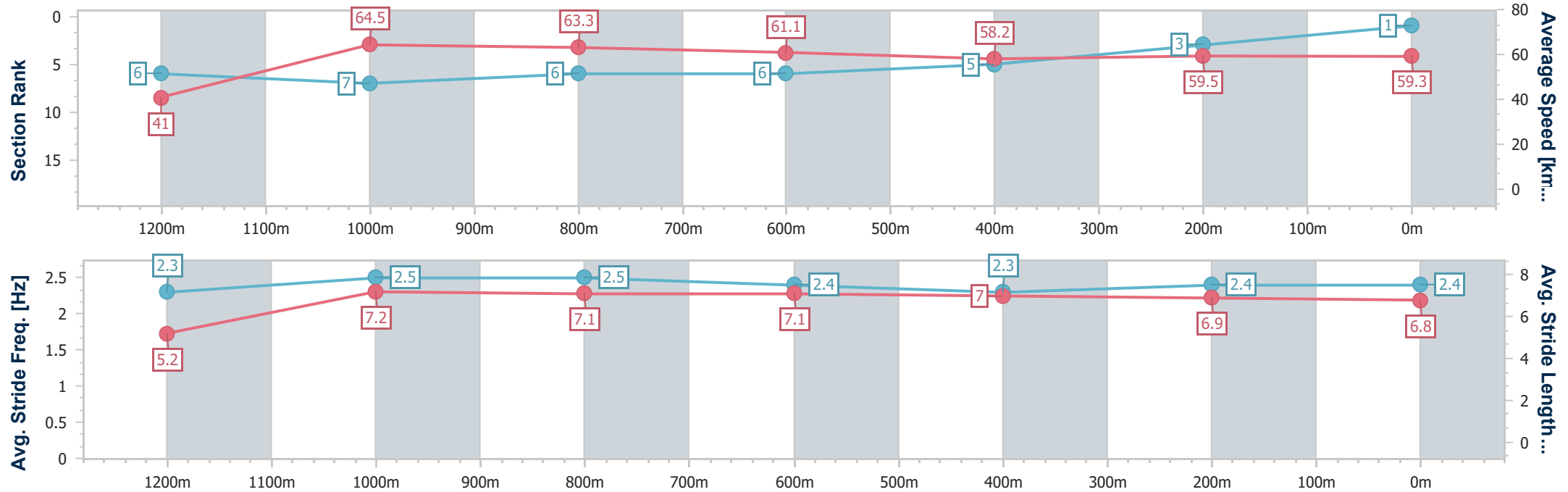
Horse/Jockey Name	The Deputy
Final Rank	1
Fastest Section Time (Section)	0:08.78 (Overall)
Top Speed [km/h] (Section)	65.7 (1200m)
Race State	Finished



ToowoombaProfessional
Race 3: BARRIER REEF POOLS BENCHMARK 65 Handicap - 1300m
04 July 2025 - 18:00
Track Rating: Good 4, Weather: Fine, Rail Position: +3m 800m-400m; +4m Remainder



Section	Overall	1200m	1000m	800m	600m	400m	200m						
Section Times	1:19.79 [1] (0:08.78)	1:11.01 [6] (0:11.17)	0:59.84 [7] (0:11.45)	0:48.39 [6] (0:11.84)	0:36.55 [6] (0:12.41)	0:24.14 [5] (0:12.01)	0:12.13 [3] (0:12.13)						
Average Speed [km/h]	41.0	64.5	63.3	61.1	58.2	59.5	59.3						
Top Speed [km/h]	62.4	65.7	65.3	63.9	60.0	60.4	60.6						
Avg. Dist. to Rail [m]	1.9	1.7	1.6	1.8	1.2	1.4	0.9						
Avg. Stride Freq. [Hz]	2.3	2.5	2.5	2.4	2.3	2.4	2.4						
Avg. Stride Length [m]	5.2	7.2	7.1	7.1	7.0	6.9	6.8						





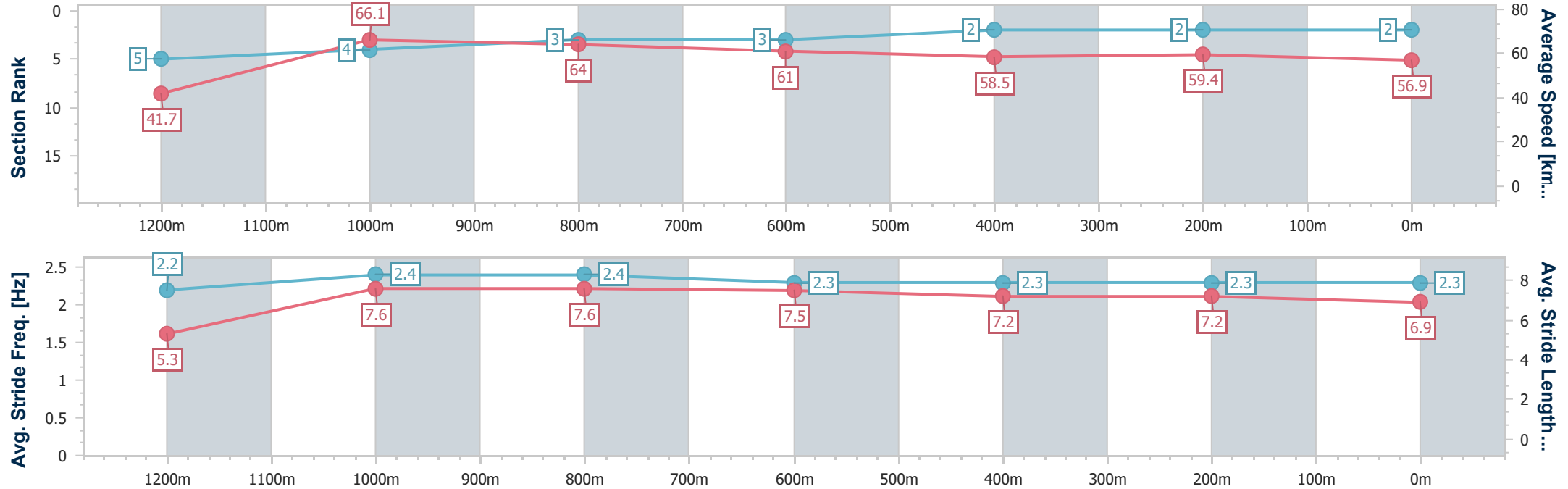
Horse/Jockey Name	Chinchilla Ahead
Final Rank	2
Fastest Section Time (Section)	0:08.62 (Overall)
Top Speed [km/h] (Section)	68.0 (1200m)
Race State	Finished



ToowoombaProfessional
Race 3: BARRIER REEF POOLS BENCHMARK 65 Handicap - 1300m
04 July 2025 - 18:00
Track Rating: Good 4, Weather: Fine, Rail Position: +3m 800m-400m; +4m Remainder



Section	Overall	1200m	1000m	800m	600m	400m	200m						
Section Times	1:20.08 [2] (0:08.62)	1:11.46 [5] (0:10.87)	1:00.59 [4] (0:11.43)	0:49.16 [3] (0:11.94)	0:37.22 [3] (0:12.45)	0:24.77 [2] (0:12.11)	0:12.66 [2] (0:12.66)						
Average Speed [km/h]	41.7	66.1	64.0	61.0	58.5	59.4	56.9						
Top Speed [km/h]	63.4	68.0	65.4	62.0	60.0	60.5	58.9						
Avg. Dist. to Rail [m]	2.3	0.3	2.2	3.6	2.5	0.3	0.5						
Avg. Stride Freq. [Hz]	2.2	2.4	2.4	2.3	2.3	2.3	2.3						
Avg. Stride Length [m]	5.3	7.6	7.6	7.5	7.2	7.2	6.9						





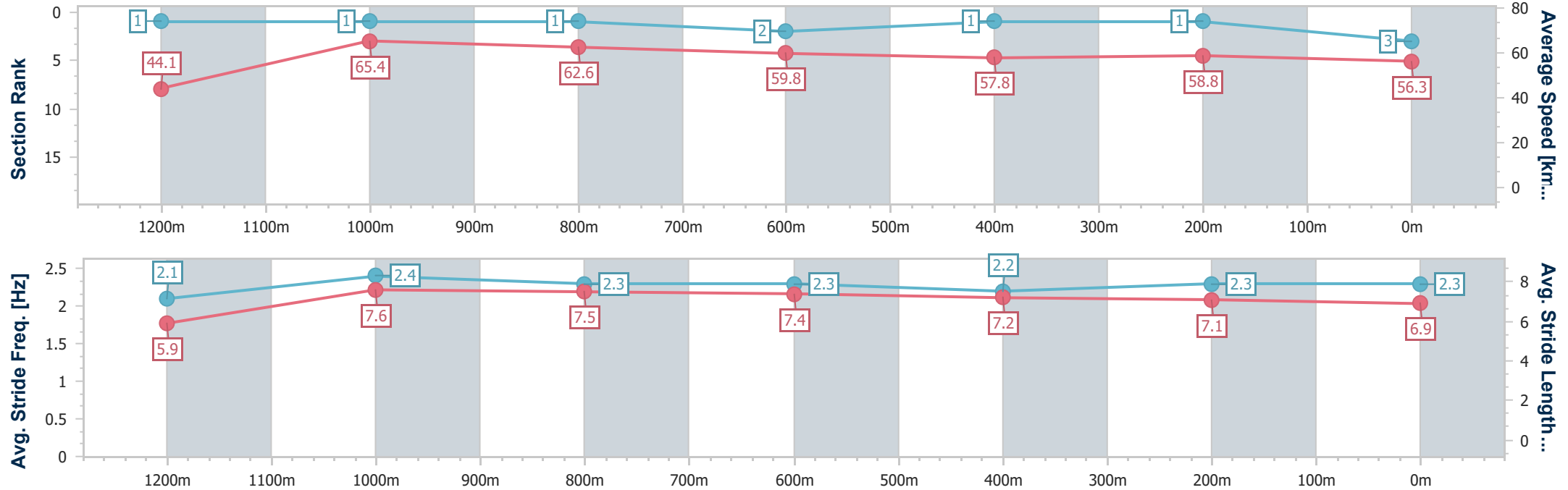
Horse/Jockey Name	Command Approved
Final Rank	3
Fastest Section Time (Section)	0:08.14 (Overall)
Top Speed [km/h] (Section)	67.0 (1200m)
Race State	Finished



ToowoombaProfessional
Race 3: BARRIER REEF POOLS BENCHMARK 65 Handicap - 1300m
04 July 2025 - 18:00
Track Rating: Good 4, Weather: Fine, Rail Position: +3m 800m-400m; +4m Remainder



Section	Overall	1200m	1000m	800m	600m	400m	200m						
Section Times	1:20.09 [3] (0:08.14)	1:11.95 [1] (0:11.03)	1:00.92 [1] (0:11.52)	0:49.40 [1] (0:12.11)	0:37.29 [2] (0:12.33)	0:24.96 [1] (0:12.21)	0:12.75 [1] (0:12.75)						
Average Speed [km/h]	44.1	65.4	62.6	59.8	57.8	58.8	56.3						
Top Speed [km/h]	62.7	67.0	65.5	61.0	61.1	59.6	57.8						
Avg. Dist. to Rail [m]	4.3	0.6	0.9	0.9	1.2	1.6	1.6						
Avg. Stride Freq. [Hz]	2.1	2.4	2.3	2.3	2.2	2.3	2.3						
Avg. Stride Length [m]	5.9	7.6	7.5	7.4	7.2	7.1	6.9						





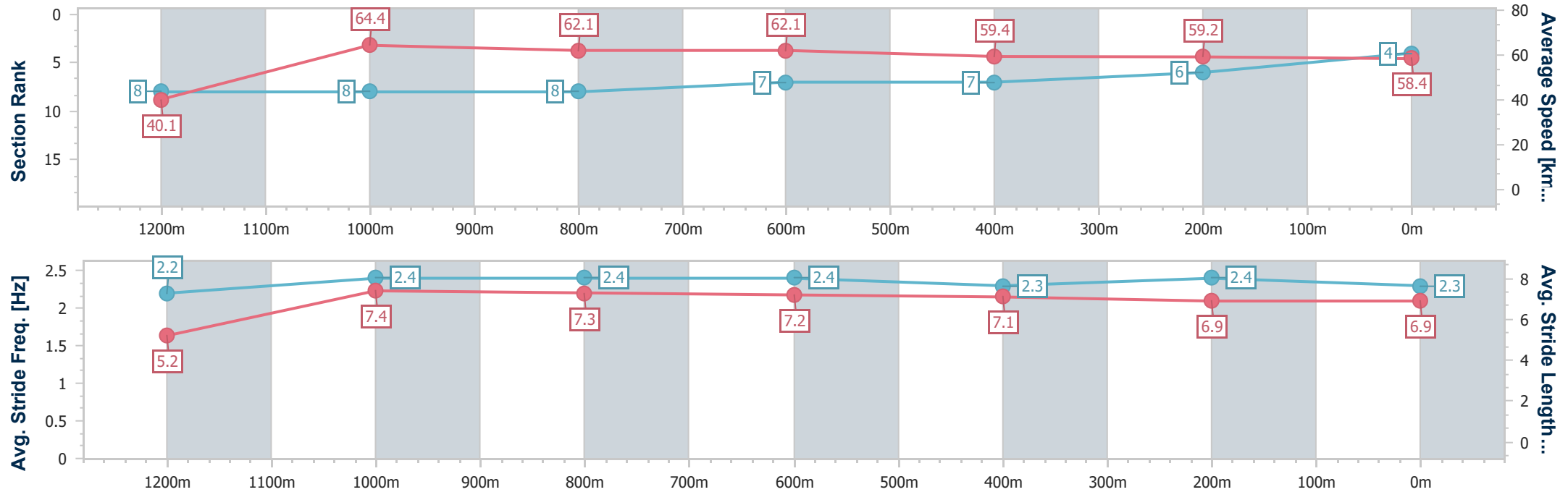
Horse/Jockey Name	Lady Soames
Final Rank	4
Fastest Section Time (Section)	0:08.97 (Overall)
Top Speed [km/h] (Section)	66.8 (1200m)
Race State	Finished



ToowoombaProfessional
Race 3: BARRIER REEF POOLS BENCHMARK 65 Handicap - 1300m
04 July 2025 - 18:00
Track Rating: Good 4, Weather: Fine, Rail Position: +3m 800m-400m; +4m Remainder



Section	Overall	1200m	1000m	800m	600m	400m	200m						
Section Times	1:20.43 [4] (0:08.97)	1:11.46 [8] (0:11.22)	1:00.24 [8] (0:11.70)	0:48.54 [8] (0:11.75)	0:36.79 [7] (0:12.31)	0:24.48 [7] (0:12.16)	0:12.32 [6] (0:12.32)						
Average Speed [km/h]	40.1	64.4	62.1	62.1	59.4	59.2	58.4						
Top Speed [km/h]	60.9	66.8	64.8	63.8	60.9	60.2	60.1						
Avg. Dist. to Rail [m]	5.9	2.1	2.9	4.3	2.8	0.6	0.2						
Avg. Stride Freq. [Hz]	2.2	2.4	2.4	2.4	2.3	2.4	2.3						
Avg. Stride Length [m]	5.2	7.4	7.3	7.2	7.1	6.9	6.9						





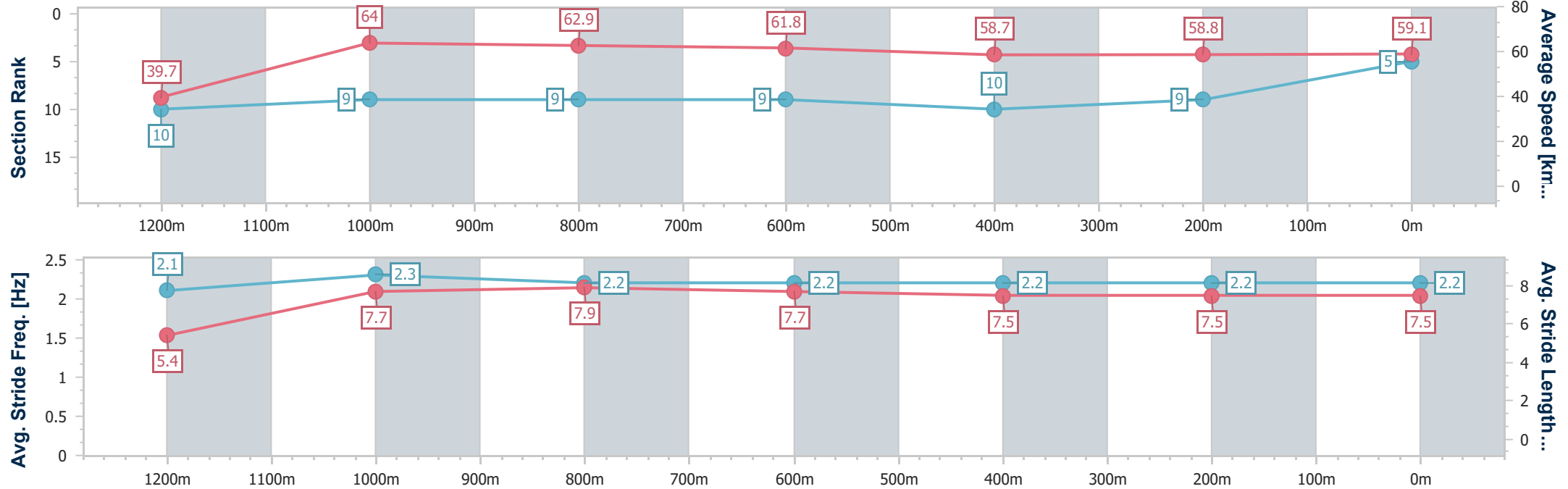
Horse/Jockey Name	Connecticut
Final Rank	5
Fastest Section Time (Section)	0:09.12 (Overall)
Top Speed [km/h] (Section)	66.0 (1200m)
Race State	Finished



ToowoombaProfessional
Race 3: BARRIER REEF POOLS BENCHMARK 65 Handicap - 1300m
04 July 2025 - 18:00
Track Rating: Good 4, Weather: Fine, Rail Position: +3m 800m-400m; +4m Remainder



Section	Overall	1200m	1000m	800m	600m	400m	200m						
Section Times	1:20.88 [5] (0:09.12)	1:11.76 [10] (0:11.27)	1:00.49 [9] (0:11.57)	0:48.92 [9] (0:11.81)	0:37.11 [9] (0:12.52)	0:24.59 [10] (0:12.39)	0:12.20 [9] (0:12.20)						
Average Speed [km/h]	39.7	64.0	62.9	61.8	58.7	58.8	59.1						
Top Speed [km/h]	58.9	66.0	64.8	63.3	62.1	60.3	60.3						
Avg. Dist. to Rail [m]	7.6	1.7	2.2	4.4	4.5	3.1	0.7						
Avg. Stride Freq. [Hz]	2.1	2.3	2.2	2.2	2.2	2.2	2.2						
Avg. Stride Length [m]	5.4	7.7	7.9	7.7	7.5	7.5	7.5						





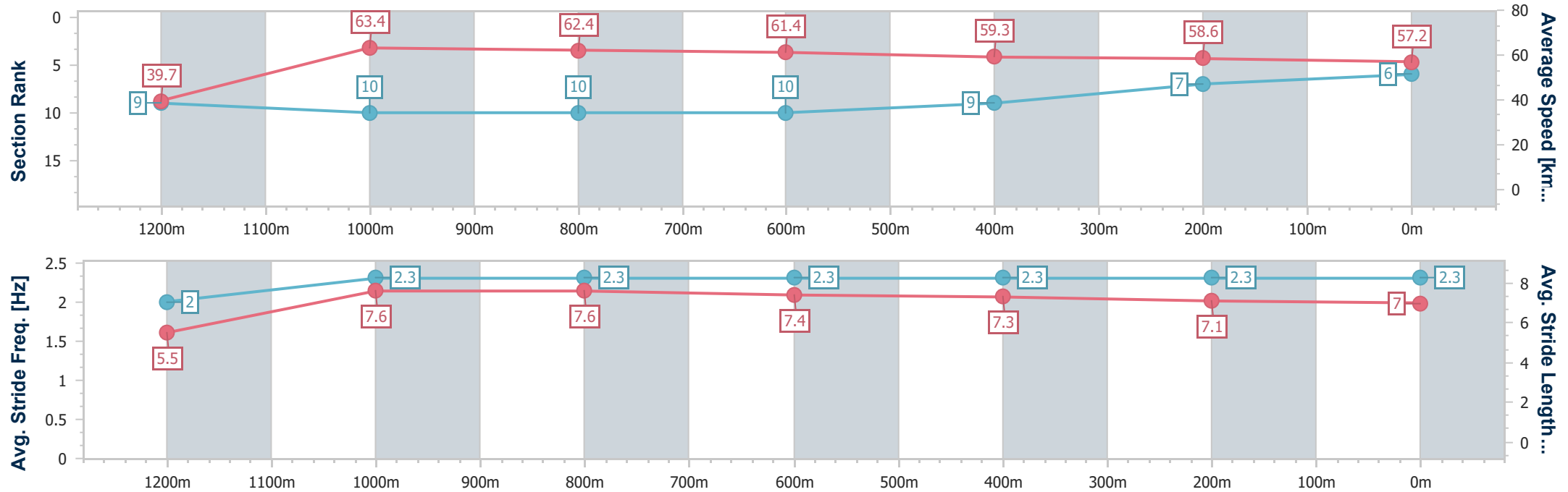
Horse/Jockey Name	Haysiri
Final Rank	6
Fastest Section Time (Section)	0:09.10 (Overall)
Top Speed [km/h] (Section)	65.8 (1200m)
Race State	Finished



ToowoombaProfessional
Race 3: BARRIER REEF POOLS BENCHMARK 65 Handicap - 1300m
04 July 2025 - 18:00
Track Rating: Good 4, Weather: Fine, Rail Position: +3m 800m-400m; +4m Remainder



Section	Overall	1200m	1000m	800m	600m	400m	200m						
Section Times	1:20.99 [6] (0:09.10)	1:11.89 [9] (0:11.38)	1:00.51 [10] (0:11.67)	0:48.84 [10] (0:11.75)	0:37.09 [10] (0:12.20)	0:24.89 [9] (0:12.32)	0:12.57 [7] (0:12.57)						
Average Speed [km/h]	39.7	63.4	62.4	61.4	59.3	58.6	57.2						
Top Speed [km/h]	58.6	65.8	64.1	62.6	61.6	59.1	58.4						
Avg. Dist. to Rail [m]	9.8	3.4	2.6	1.6	0.7	0.4	0.3						
Avg. Stride Freq. [Hz]	2.0	2.3	2.3	2.3	2.3	2.3	2.3						
Avg. Stride Length [m]	5.5	7.6	7.6	7.4	7.3	7.1	7.0						





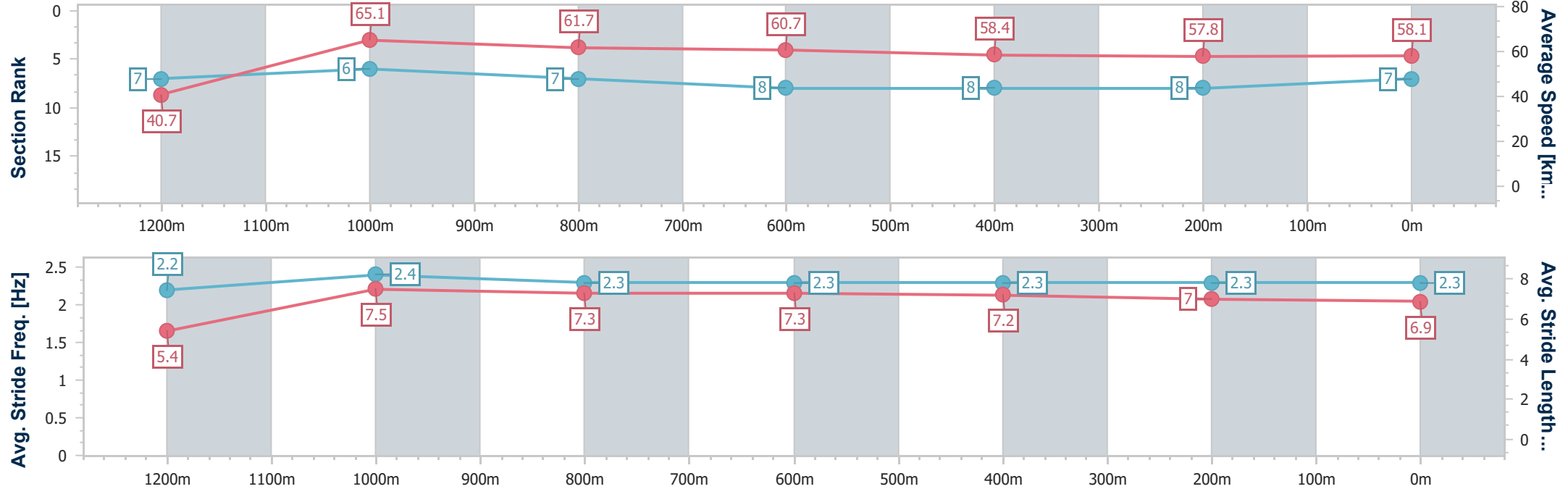
Horse/Jockey Name	Huss On First
Final Rank	7
Fastest Section Time (Section)	0:08.84 (Overall)
Top Speed [km/h] (Section)	66.9 (1200m)
Race State	Finished



ToowoombaProfessional
Race 3: BARRIER REEF POOLS BENCHMARK 65 Handicap - 1300m
04 July 2025 - 18:00
Track Rating: Good 4, Weather: Fine, Rail Position: +3m 800m-400m; +4m Remainder



Section	Overall	1200m	1000m	800m	600m	400m	200m						
Section Times	1:21.02 [7] (0:08.84)	1:12.18 [7] (0:11.08)	1:01.10 [6] (0:11.76)	0:49.34 [7] (0:11.97)	0:37.37 [8] (0:12.40)	0:24.97 [8] (0:12.59)	0:12.38 [8] (0:12.38)						
Average Speed [km/h]	40.7	65.1	61.7	60.7	58.4	57.8	58.1						
Top Speed [km/h]	61.6	66.9	64.6	61.6	60.3	59.0	59.1						
Avg. Dist. to Rail [m]	1.4	1.4	2.0	2.2	1.3	3.3	5.1						
Avg. Stride Freq. [Hz]	2.2	2.4	2.3	2.3	2.3	2.3	2.3						
Avg. Stride Length [m]	5.4	7.5	7.3	7.3	7.2	7.0	6.9						





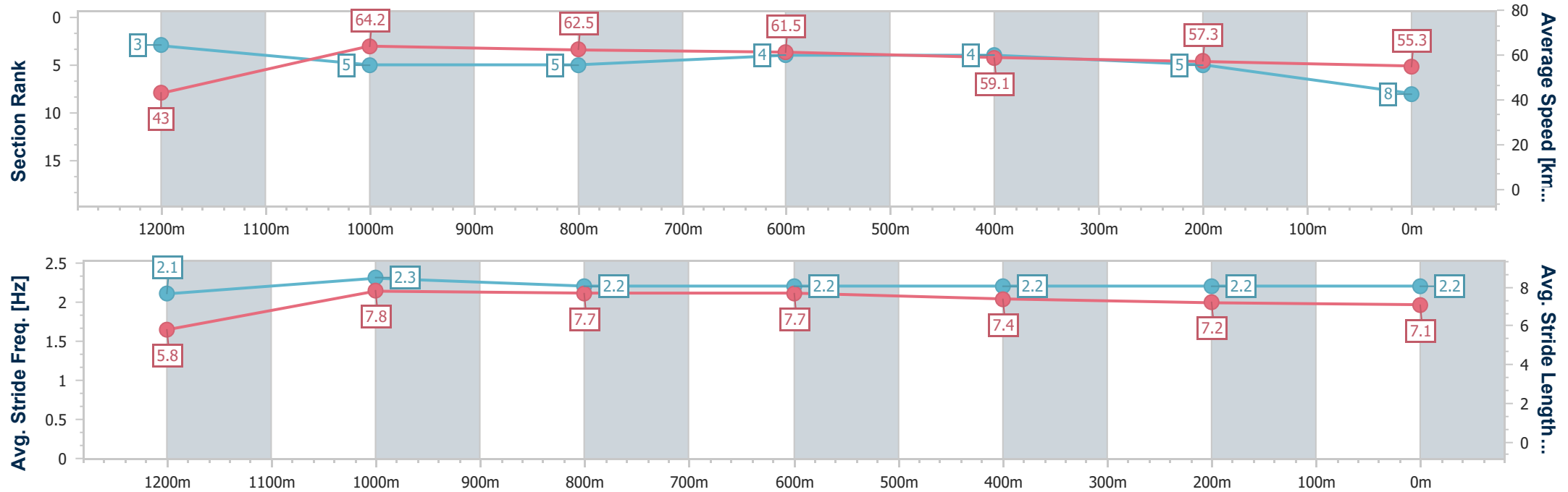
Horse/Jockey Name	Bearhug
Final Rank	8
Fastest Section Time (Section)	0:08.41 (Overall)
Top Speed [km/h] (Section)	65.9 (1200m)
Race State	Finished



ToowoombaProfessional
Race 3: BARRIER REEF POOLS BENCHMARK 65 Handicap - 1300m
04 July 2025 - 18:00
Track Rating: Good 4, Weather: Fine, Rail Position: +3m 800m-400m; +4m Remainder



Section	Overall	1200m	1000m	800m	600m	400m	200m						
Section Times	1:21.06 [8] (0:08.41)	1:12.65 [3] (0:11.18)	1:01.47 [5] (0:11.63)	0:49.84 [5] (0:11.83)	0:38.01 [4] (0:12.30)	0:25.71 [4] (0:12.72)	0:12.99 [5] (0:12.99)						
Average Speed [km/h]	43.0	64.2	62.5	61.5	59.1	57.3	55.3						
Top Speed [km/h]	61.0	65.9	64.3	62.8	60.4	58.0	56.5						
Avg. Dist. to Rail [m]	3.9	2.1	2.0	2.8	2.4	2.3	2.6						
Avg. Stride Freq. [Hz]	2.1	2.3	2.2	2.2	2.2	2.2	2.2						
Avg. Stride Length [m]	5.8	7.8	7.7	7.7	7.4	7.2	7.1						





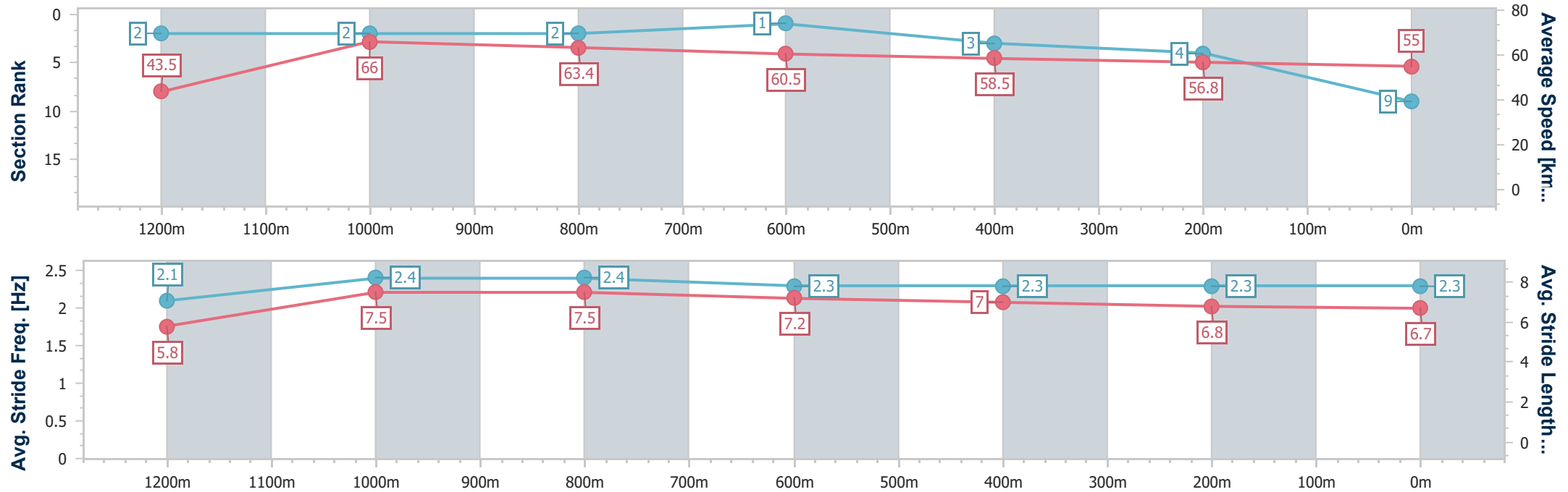
Horse/Jockey Name	I Promise You
Final Rank	9
Fastest Section Time (Section)	0:08.26 (Overall)
Top Speed [km/h] (Section)	67.1 (1200m)
Race State	Finished



ToowoombaProfessional
Race 3: BARRIER REEF POOLS BENCHMARK 65 Handicap - 1300m
04 July 2025 - 18:00
Track Rating: Good 4, Weather: Fine, Rail Position: +3m 800m-400m; +4m Remainder



Section	Overall	1200m	1000m	800m	600m	400m	200m						
Section Times	1:21.13 [9] (0:08.26)	1:12.87 [2] (0:10.93)	1:01.94 [2] (0:11.54)	0:50.40 [2] (0:12.05)	0:38.35 [1] (0:12.54)	0:25.81 [3] (0:12.71)	0:13.10 [4] (0:13.10)						
Average Speed [km/h]	43.5	66.0	63.4	60.5	58.5	56.8	55.0						
Top Speed [km/h]	62.8	67.1	64.9	62.3	59.2	58.7	55.5						
Avg. Dist. to Rail [m]	6.9	3.6	3.7	4.5	3.4	1.1	0.2						
Avg. Stride Freq. [Hz]	2.1	2.4	2.4	2.3	2.3	2.3	2.3						
Avg. Stride Length [m]	5.8	7.5	7.5	7.2	7.0	6.8	6.7						





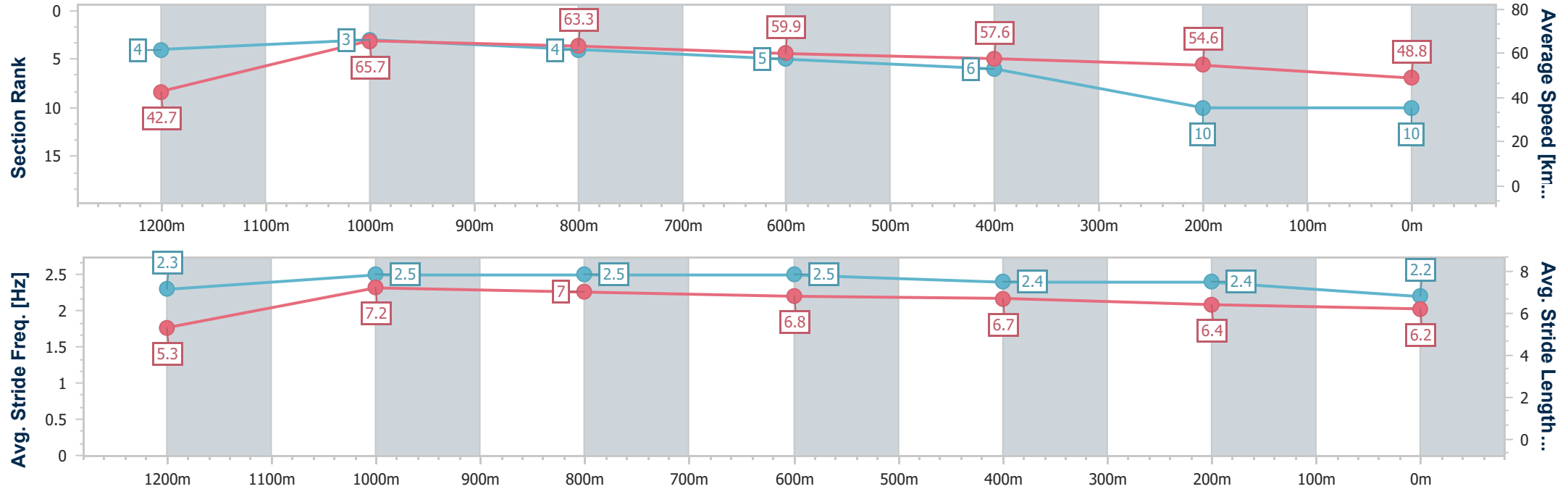
Horse/Jockey Name	Magic In Me
Final Rank	10
Fastest Section Time (Section)	0:08.48 (Overall)
Top Speed [km/h] (Section)	67.4 (1200m)
Race State	Finished



ToowoombaProfessional
Race 3: BARRIER REEF POOLS BENCHMARK 65 Handicap - 1300m
04 July 2025 - 18:00
Track Rating: Good 4, Weather: Fine, Rail Position: +3m 800m-400m; +4m Remainder



Section	Overall	1200m	1000m	800m	600m	400m	200m						
Section Times	1:23.95 [10] (0:08.48)	1:15.47 [4] (0:11.00)	1:04.47 [3] (0:11.46)	0:53.01 [4] (0:12.23)	0:40.78 [5] (0:12.75)	0:28.03 [6] (0:13.30)	0:14.73 [10] (0:14.73)						
Average Speed [km/h]	42.7	65.7	63.3	59.9	57.6	54.6	48.8						
Top Speed [km/h]	64.5	67.4	64.7	63.5	59.3	56.4	52.4						
Avg. Dist. to Rail [m]	7.1	4.0	3.4	5.4	3.5	2.4	1.1						
Avg. Stride Freq. [Hz]	2.3	2.5	2.5	2.5	2.4	2.4	2.2						
Avg. Stride Length [m]	5.3	7.2	7.0	6.8	6.7	6.4	6.2						





Toowoomba Professional
Race 4: FOCUS HR Class 3 Plate - 1200m
04 July 2025 - 18:33



Track Rating: Good 4, Weather: Fine, Rail Position: +3m 800m-400m; +4m Remainder

Section						Overall	1000m	800m	600m	400m	200m	Last 600m		
Field Times						1:13.93 (0:13.87)	1:00.06 (0:11.32)	0:48.74 (0:11.81)	0:36.93 (0:12.29)	0:24.64 (0:12.19)	0:12.45 (0:12.45)	0:36.93		
Rank	TAB	Horse/Jockey	Barrier	Top Speed [km/h]	Fastest Section							Margin	Distance Travelled [m]	
1	1	DRANG A TANG	1	65.3	0:11.30	1:13.93 [1]	0:59.77 [4]	0:48.47 [3]	0:36.76 [3]	0:24.54 [3]	0:12.33 [3]	1:13.93	0:36.76	
		Kelsey Lenton		Overall	1000m	(0:14.16)	(0:11.30)	(0:11.71)	(0:12.22)	(0:12.21)	(0:12.33)			
2	5	CHARMED PASSAGE	8	64.8	0:11.46	1:14.11 [2]	1:00.24 [1]	0:48.78 [2]	0:37.02 [2]	0:24.82 [1]	0:12.63 [1]	1L	0:37.02	+4
		Rob Thorburn		Overall	1000m	(0:13.87)	(0:11.46)	(0:11.76)	(0:12.20)	(0:12.19)	(0:12.63)			
3	9	PUREZZA	6	65.9	0:11.64	1:14.25 [3]	0:59.93 [5]	0:48.29 [6]	0:36.63 [6]	0:24.58 [5]	0:12.32 [5]	1.8L	0:36.63	+5
		Olivia Webb		Overall	1000m	(0:14.32)	(0:11.64)	(0:11.66)	(0:12.05)	(0:12.26)	(0:12.32)			
4	13	HOTFOOT PERFORMER	10	63.7	0:11.64	1:14.58 [4]	0:59.54 [11]	0:47.90 [11]	0:35.84 [10]	0:24.03 [10]	0:12.12 [10]	3.6L	0:35.84	+1
		Corey Sutherland		1000m	1000m	(0:15.04)	(0:11.64)	(0:12.06)	(0:11.81)	(0:11.91)	(0:12.12)			
5	2	MR MIDNIGHT	4	63.9	0:11.62	1:14.59 [5]	1:00.16 [7]	0:48.54 [7]	0:36.76 [7]	0:24.58 [8]	0:12.44 [7]	3.7L	0:36.76	+1
		Cobi Vitler		Overall	1000m	(0:14.43)	(0:11.62)	(0:11.78)	(0:12.18)	(0:12.14)	(0:12.44)			
6	6	MACHINE HEAD	2	65.8	0:11.28	1:14.59 [6]	1:00.68 [2]	0:49.40 [1]	0:37.59 [1]	0:25.29 [2]	0:13.00 [2]	3.8L	0:37.59	+5
		Kyle Wilson-Taylor		1000m	1000m	(0:13.91)	(0:11.28)	(0:11.81)	(0:12.30)	(0:12.29)	(0:13.00)			
7	4	BONJOUR RUPERT	7	64.4	0:11.61	1:14.63 [7]	0:59.89 [10]	0:48.28 [9]	0:36.57 [9]	0:24.69 [7]	0:12.58 [6]	4L	0:36.57	-1
		Dan McGillivray		1000m	1000m	(0:14.74)	(0:11.61)	(0:11.71)	(0:11.88)	(0:12.11)	(0:12.58)			
8	11	PERFECT MISSION	3	65.2	0:11.45	1:14.78 [8]	1:00.71 [3]	0:49.26 [4]	0:37.43 [4]	0:25.34 [4]	0:12.92 [4]	4.8L	0:37.43	+6
		Nozi Tomizawa		1000m	1000m	(0:14.07)	(0:11.45)	(0:11.83)	(0:12.09)	(0:12.42)	(0:12.92)			
9	8	JUKEBOX GLOW	5	64.1	0:11.53	1:14.96 [9]	1:00.25 [8]	0:48.72 [8]	0:36.98 [8]	0:24.84 [9]	0:12.68 [8]	5.8L	0:36.98	+1
		Hannah Richardson		1000m	1000m	(0:14.71)	(0:11.53)	(0:11.74)	(0:12.14)	(0:12.16)	(0:12.68)			
10	16	CAVALHEIRO	11	65.4	0:11.54	1:15.36 [10]	1:00.98 [6]	0:49.44 [5]	0:37.77 [5]	0:25.69 [6]	0:12.96 [9]	8.1L	0:37.77	+5
		Sariah Champkin		Overall	1000m	(0:14.38)	(0:11.54)	(0:11.67)	(0:12.08)	(0:12.73)	(0:12.96)			

Scratched: Grand Meteor (#10), Love 'N' Rockets (#12), Son Of Beebee (#3), Got Gumption (#7), Field Agent (#15)



ToowoombaProfessional
Race 4: FOCUS HR Class 3 Plate - 1200m
04 July 2025 - 18:33



Track Rating: Good 4, Weather: Fine, Rail Position: +3m 800m-400m; +4m Remainder

Section					Overall	1000m	800m	600m	400m	200m	Last 600m			
Field Times					1:13.93 (0:13.87)	1:00.06 (0:11.32)	0:48.74 (0:11.81)	0:36.93 (0:12.29)	0:24.64 (0:12.19)	0:12.45 (0:12.45)	0:36.93			
Rank	TAB	Horse/Jockey	Barrier	Top Speed [km/h]	Fastest Section						Margin	Distance Travelled [m]		
11	14	TORTILLA	9	63.7	0:11.89	1:15.90 [11]	1:01.17 [9]	0:49.28 [10]	0:37.09 [11]	0:24.93 [11]	0:12.70 [11]	11.1L	0:37.09	+5
		Chris Taylor		1000m	1000m	(0:14.73)	(0:11.89)	(0:12.19)	(0:12.16)	(0:12.23)	(0:12.70)			

Scratched: Grand Meteor (#10), Love 'N' Rockets (#12), Son Of Beebee (#3), Got Gumption (#7), Field Agent (#15)



Horse/Jockey Name	Drang A Tang
Final Rank	1
Fastest Section Time (Section)	0:11.30 (1000m)
Top Speed [km/h] (Section)	65.3 (Overall)
Race State	Finished



ToowoombaProfessional

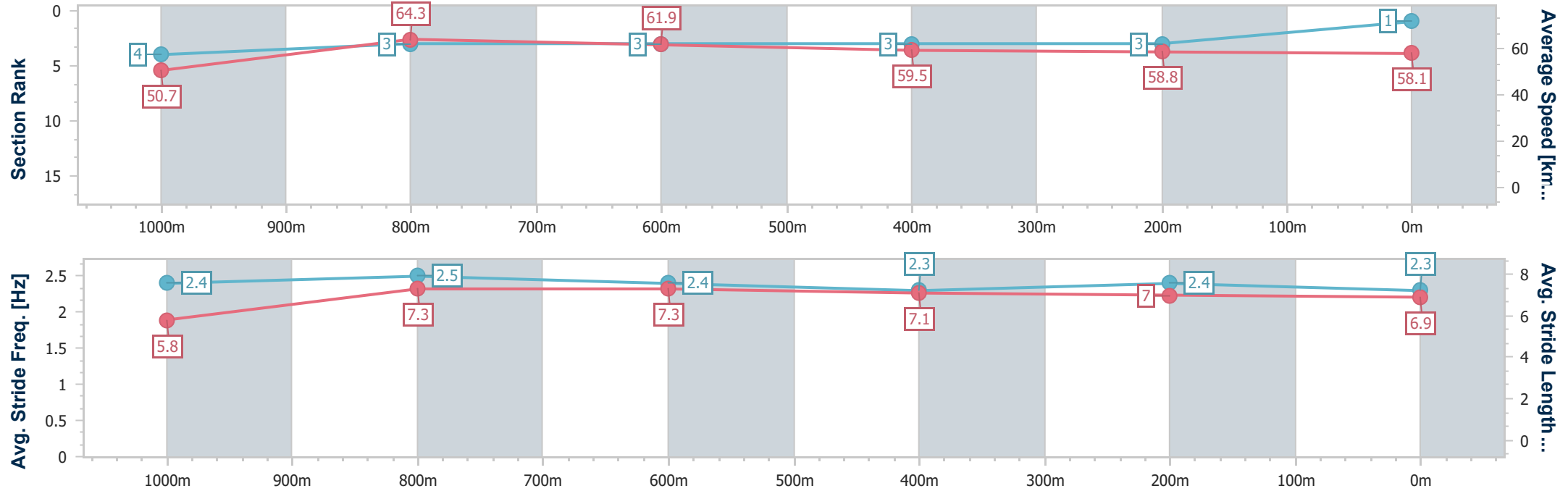
Race 4: FOCUS HR Class 3 Plate - 1200m

04 July 2025 - 18:33

Track Rating: Good 4, Weather: Fine, Rail Position: +3m 800m-400m; +4m Remainder



Section	Overall	1000m	800m	600m	400m	200m								
Section Times	1:13.93 [1] (0:14.16)	0:59.77 [4] (0:11.30)	0:48.47 [3] (0:11.71)	0:36.76 [3] (0:12.22)	0:24.54 [3] (0:12.21)	0:12.33 [3] (0:12.33)								
Average Speed [km/h]	50.7	64.3	61.9	59.5	58.8	58.1								
Top Speed [km/h]	65.3	65.3	64.2	61.3	60.1	60.5								
Avg. Dist. to Rail [m]	2.6	2.2	2.6	1.1	0.3	0.2								
Avg. Stride Freq. [Hz]	2.4	2.5	2.4	2.3	2.4	2.3								
Avg. Stride Length [m]	5.8	7.3	7.3	7.1	7.0	6.9								





Horse/Jockey Name	Charmed Passage
Final Rank	2
Fastest Section Time (Section)	0:11.46 (1000m)
Top Speed [km/h] (Section)	64.8 (Overall)
Race State	Finished



ToowoombaProfessional

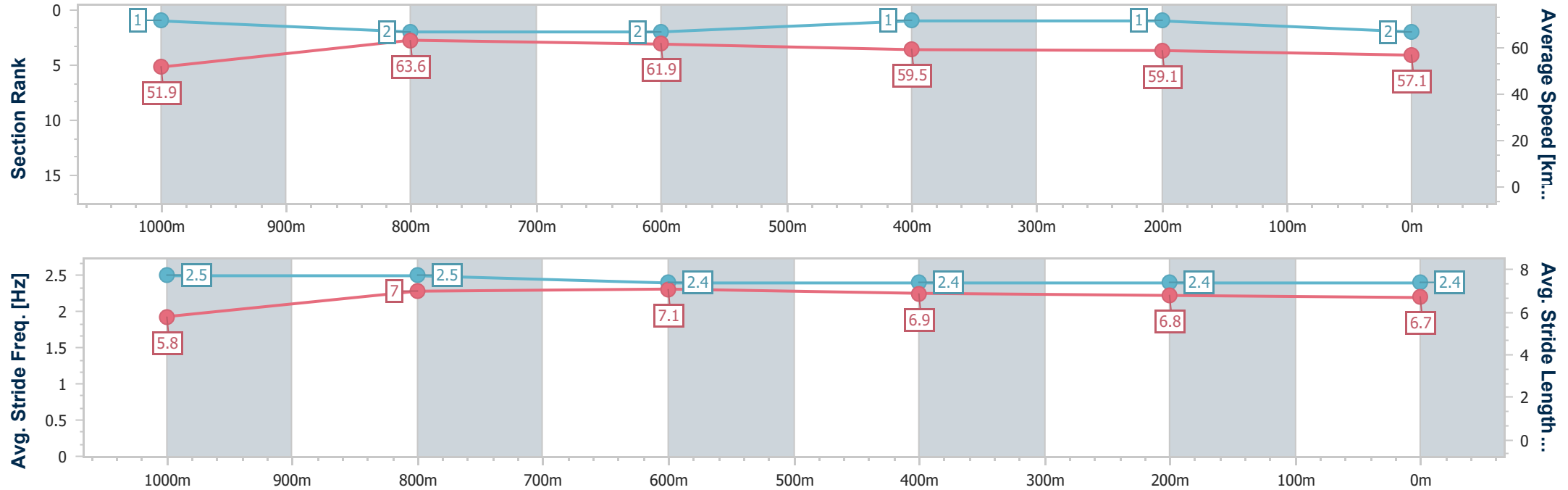
Race 4: FOCUS HR Class 3 Plate - 1200m



04 July 2025 - 18:33

Track Rating: Good 4, Weather: Fine, Rail Position: +3m 800m-400m; +4m Remainder

Section	Overall	1000m	800m	600m	400m	200m								
Section Times	1:14.11 [2] (0:13.87)	1:00.24 [1] (0:11.46)	0:48.78 [2] (0:11.76)	0:37.02 [2] (0:12.20)	0:24.82 [1] (0:12.19)	0:12.63 [1] (0:12.63)								
Average Speed [km/h]	51.9	63.6	61.9	59.5	59.1	57.1								
Top Speed [km/h]	64.8	64.5	63.4	61.5	60.7	58.6								
Avg. Dist. to Rail [m]	7.1	3.5	3.0	1.3	0.8	2.2								
Avg. Stride Freq. [Hz]	2.5	2.5	2.4	2.4	2.4	2.4								
Avg. Stride Length [m]	5.8	7.0	7.1	6.9	6.8	6.7								





Horse/Jockey Name	Purezza
Final Rank	3
Fastest Section Time (Section)	0:11.64 (1000m)
Top Speed [km/h] (Section)	65.9 (Overall)
Race State	Finished



ToowoombaProfessional

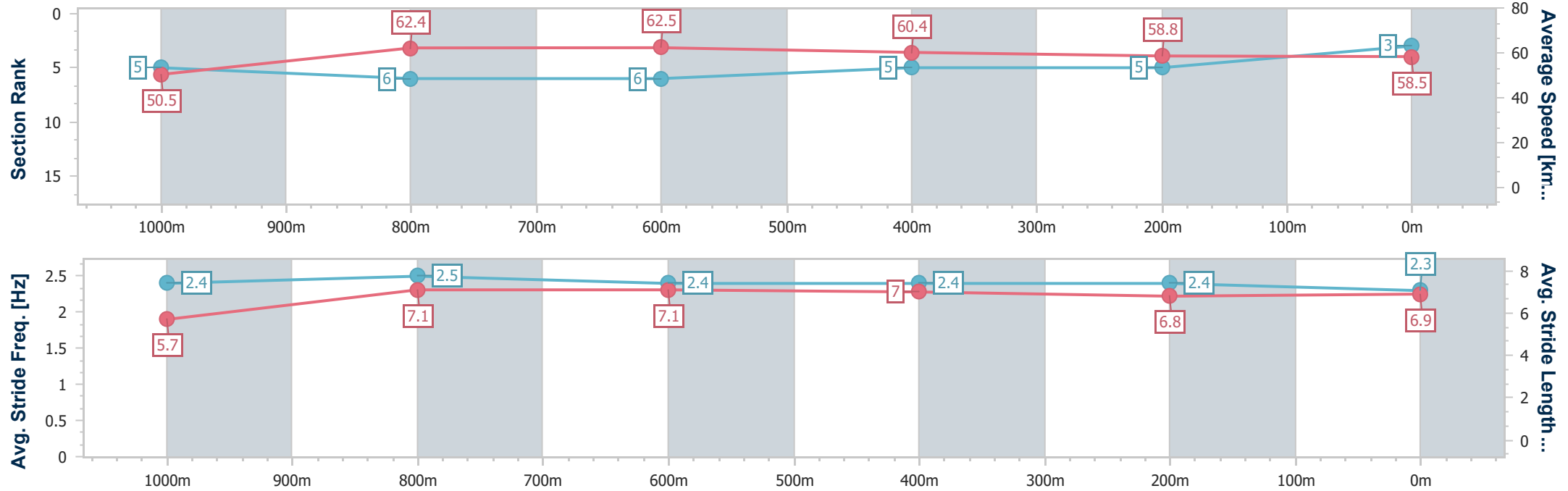
Race 4: FOCUS HR Class 3 Plate - 1200m

04 July 2025 - 18:33

Track Rating: Good 4, Weather: Fine, Rail Position: +3m 800m-400m; +4m Remainder



Section	Overall	1000m	800m	600m	400m	200m								
Section Times	1:14.25 [3] (0:14.32)	0:59.93 [5] (0:11.64)	0:48.29 [6] (0:11.66)	0:36.63 [6] (0:12.05)	0:24.58 [5] (0:12.26)	0:12.32 [5] (0:12.32)								
Average Speed [km/h]	50.5	62.4	62.5	60.4	58.8	58.5								
Top Speed [km/h]	65.9	64.0	63.5	62.5	60.0	59.1								
Avg. Dist. to Rail [m]	6.5	3.7	2.6	2.1	0.8	0.9								
Avg. Stride Freq. [Hz]	2.4	2.5	2.4	2.4	2.4	2.3								
Avg. Stride Length [m]	5.7	7.1	7.1	7.0	6.8	6.9								





Horse/Jockey Name	Hotfoot Performer
Final Rank	4
Fastest Section Time (Section)	0:11.64 (1000m)
Top Speed [km/h] (Section)	63.7 (1000m)
Race State	Finished



ToowoombaProfessional

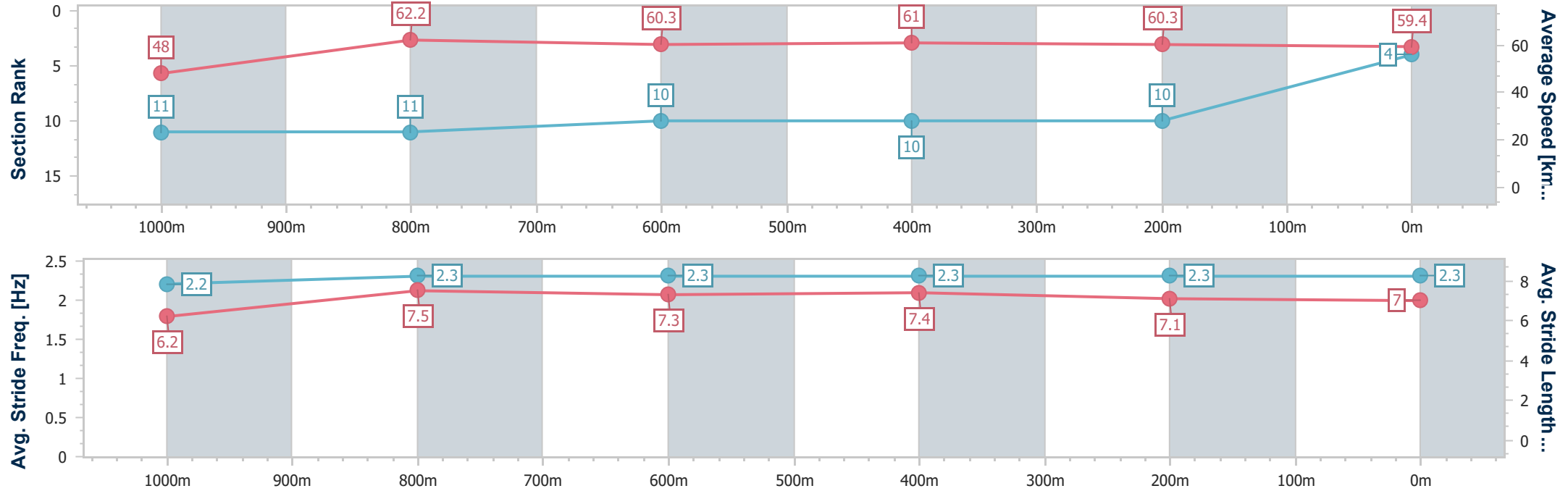
Race 4: FOCUS HR Class 3 Plate - 1200m

04 July 2025 - 18:33

Track Rating: Good 4, Weather: Fine, Rail Position: +3m 800m-400m; +4m Remainder



Section	Overall	1000m	800m	600m	400m	200m							
Section Times	1:14.58 [4] (0:15.04)	0:59.54 [11] (0:11.64)	0:47.90 [11] (0:12.06)	0:35.84 [10] (0:11.81)	0:24.03 [10] (0:11.91)	0:12.12 [10] (0:12.12)							
Average Speed [km/h]	48.0	62.2	60.3	61.0	60.3	59.4							
Top Speed [km/h]	61.6	63.7	62.7	62.6	61.7	61.8							
Avg. Dist. to Rail [m]	7.5	2.2	2.9	1.2	1.8	5.4							
Avg. Stride Freq. [Hz]	2.2	2.3	2.3	2.3	2.3	2.3							
Avg. Stride Length [m]	6.2	7.5	7.3	7.4	7.1	7.0							



- [] Ranking at each section and finish
- .-.- No data available at this section
- NA No data available



Horse/Jockey Name	Mr Midnight
Final Rank	5
Fastest Section Time (Section)	0:11.62 (1000m)
Top Speed [km/h] (Section)	63.9 (Overall)
Race State	Finished



ToowoombaProfessional

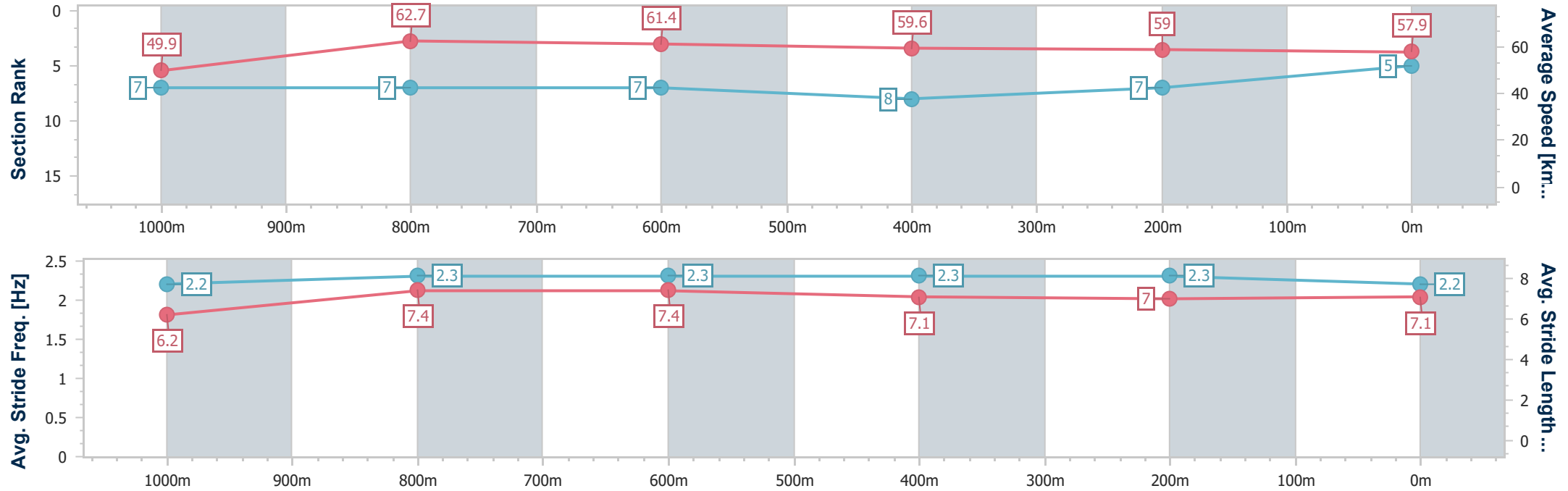
Race 4: FOCUS HR Class 3 Plate - 1200m

04 July 2025 - 18:33

Track Rating: Good 4, Weather: Fine, Rail Position: +3m 800m-400m; +4m Remainder



Section	Overall	1000m	800m	600m	400m	200m								
Section Times	1:14.59 [5] (0:14.43)	1:00.16 [7] (0:11.62)	0:48.54 [7] (0:11.78)	0:36.76 [7] (0:12.18)	0:24.58 [8] (0:12.14)	0:12.44 [7] (0:12.44)								
Average Speed [km/h]	49.9	62.7	61.4	59.6	59.0	57.9								
Top Speed [km/h]	63.9	63.7	62.5	61.2	60.4	60.6								
Avg. Dist. to Rail [m]	4.4	2.8	2.3	1.0	0.8	1.7								
Avg. Stride Freq. [Hz]	2.2	2.3	2.3	2.3	2.3	2.2								
Avg. Stride Length [m]	6.2	7.4	7.4	7.1	7.0	7.1								



- [] Ranking at each section and finish
- .-.- No data available at this section
- NA No data available



Horse/Jockey Name	Machine Head
Final Rank	6
Fastest Section Time (Section)	0:11.28 (1000m)
Top Speed [km/h] (Section)	65.8 (1000m)
Race State	Finished



ToowoombaProfessional

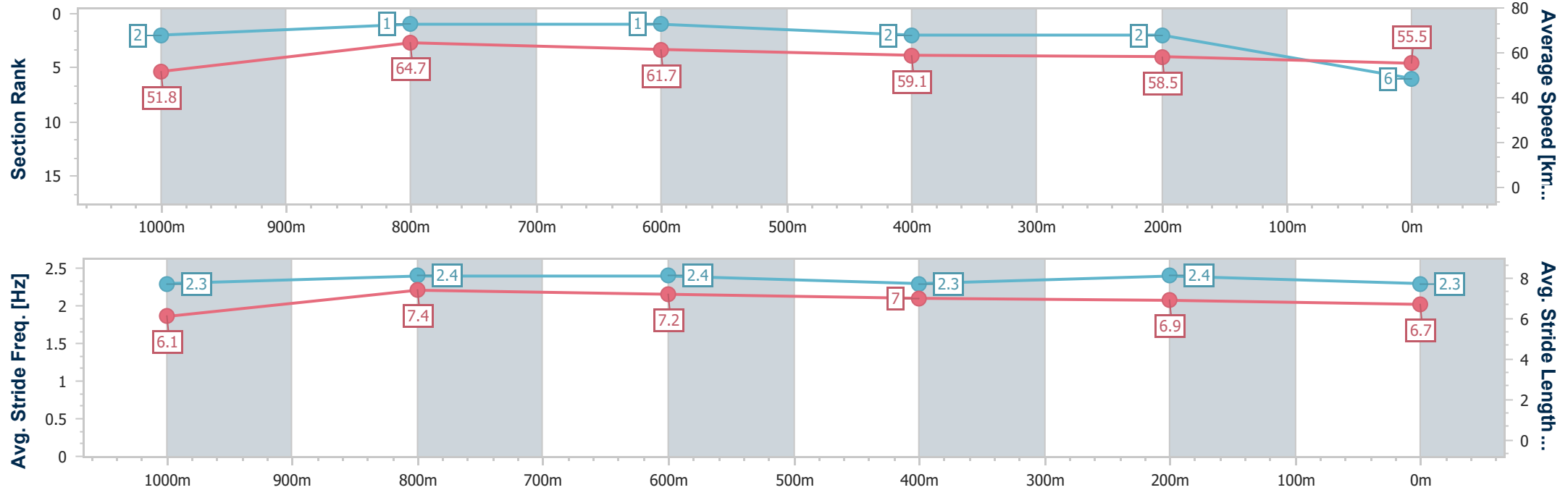
Race 4: FOCUS HR Class 3 Plate - 1200m

04 July 2025 - 18:33

Track Rating: Good 4, Weather: Fine, Rail Position: +3m 800m-400m; +4m Remainder



Section	Overall	1000m	800m	600m	400m	200m								
Section Times	1:14.59 [6] (0:13.91)	1:00.68 [2] (0:11.28)	0:49.40 [1] (0:11.81)	0:37.59 [1] (0:12.30)	0:25.29 [2] (0:12.29)	0:13.00 [2] (0:13.00)								
Average Speed [km/h]	51.8	64.7	61.7	59.1	58.5	55.5								
Top Speed [km/h]	65.5	65.8	63.1	61.1	59.6	58.6								
Avg. Dist. to Rail [m]	3.6	2.7	4.1	1.8	0.7	1.6								
Avg. Stride Freq. [Hz]	2.3	2.4	2.4	2.3	2.4	2.3								
Avg. Stride Length [m]	6.1	7.4	7.2	7.0	6.9	6.7								





Horse/Jockey Name	Bonjour Rupert
Final Rank	7
Fastest Section Time (Section)	0:11.61 (1000m)
Top Speed [km/h] (Section)	64.4 (1000m)
Race State	Finished



ToowoombaProfessional

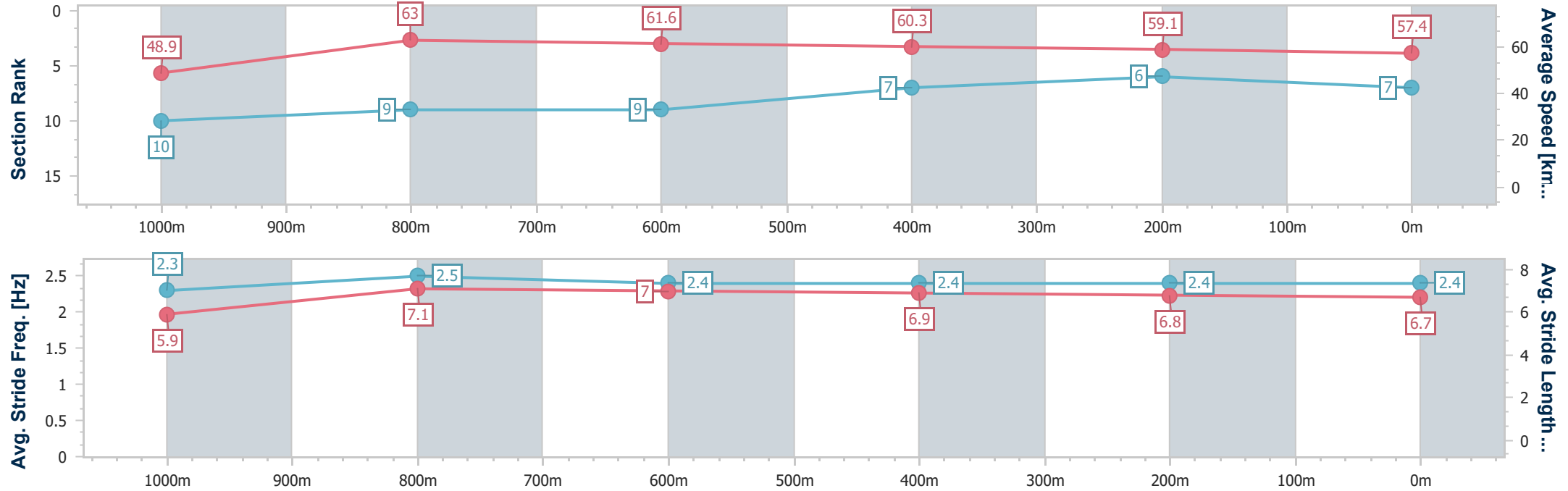
Race 4: FOCUS HR Class 3 Plate - 1200m

04 July 2025 - 18:33

Track Rating: Good 4, Weather: Fine, Rail Position: +3m 800m-400m; +4m Remainder



Section	Overall	1000m	800m	600m	400m	200m								
Section Times	1:14.63 [7] (0:14.74)	0:59.89 [10] (0:11.61)	0:48.28 [9] (0:11.71)	0:36.57 [9] (0:11.88)	0:24.69 [7] (0:12.11)	0:12.58 [6] (0:12.58)								
Average Speed [km/h]	48.9	63.0	61.6	60.3	59.1	57.4								
Top Speed [km/h]	64.4	64.4	62.8	61.8	60.3	58.1								
Avg. Dist. to Rail [m]	6.2	3.8	1.4	1.0	1.0	2.6								
Avg. Stride Freq. [Hz]	2.3	2.5	2.4	2.4	2.4	2.4								
Avg. Stride Length [m]	5.9	7.1	7.0	6.9	6.8	6.7								





Horse/Jockey Name	Perfect Mission
Final Rank	8
Fastest Section Time (Section)	0:11.45 (1000m)
Top Speed [km/h] (Section)	65.2 (1000m)
Race State	Finished



ToowoombaProfessional

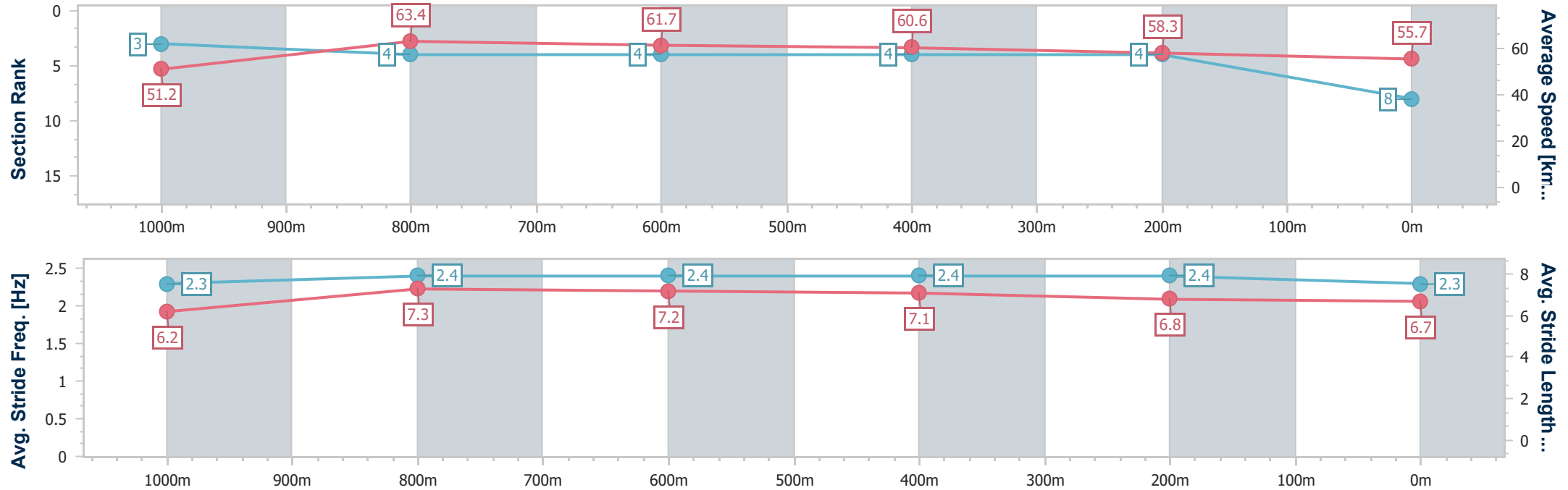
Race 4: FOCUS HR Class 3 Plate - 1200m

04 July 2025 - 18:33

Track Rating: Good 4, Weather: Fine, Rail Position: +3m 800m-400m; +4m Remainder



Section	Overall	1000m	800m	600m	400m	200m								
Section Times	1:14.78 [8] (0:14.07)	1:00.71 [3] (0:11.45)	0:49.26 [4] (0:11.83)	0:37.43 [4] (0:12.09)	0:25.34 [4] (0:12.42)	0:12.92 [4] (0:12.92)								
Average Speed [km/h]	51.2	63.4	61.7	60.6	58.3	55.7								
Top Speed [km/h]	64.8	65.2	64.7	61.8	59.4	57.3								
Avg. Dist. to Rail [m]	3.7	2.4	4.2	2.7	2.1	1.6								
Avg. Stride Freq. [Hz]	2.3	2.4	2.4	2.4	2.4	2.3								
Avg. Stride Length [m]	6.2	7.3	7.2	7.1	6.8	6.7								





Horse/Jockey Name	Jukebox Glow
Final Rank	9
Fastest Section Time (Section)	0:11.53 (1000m)
Top Speed [km/h] (Section)	64.1 (1000m)
Race State	Finished



ToowoombaProfessional

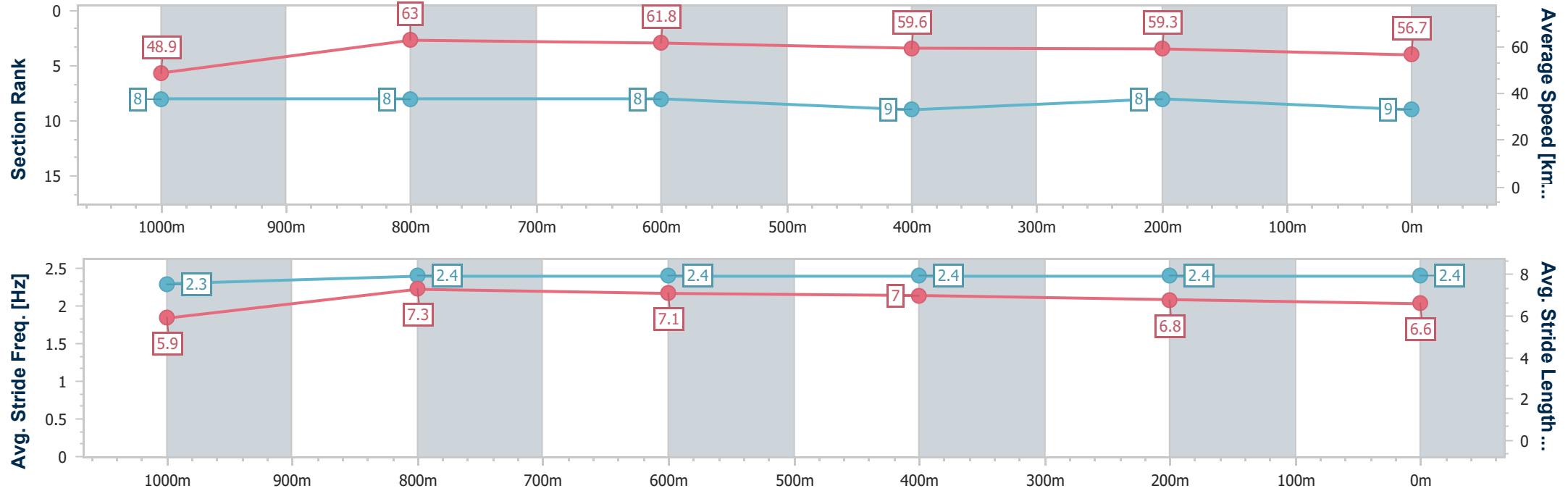
Race 4: FOCUS HR Class 3 Plate - 1200m

04 July 2025 - 18:33

Track Rating: Good 4, Weather: Fine, Rail Position: +3m 800m-400m; +4m Remainder



Section	Overall	1000m	800m	600m	400m	200m							
Section Times	1:14.96 [9] (0:14.71)	1:00.25 [8] (0:11.53)	0:48.72 [8] (0:11.74)	0:36.98 [8] (0:12.14)	0:24.84 [9] (0:12.16)	0:12.68 [8] (0:12.68)							
Average Speed [km/h]	48.9	63.0	61.8	59.6	59.3	56.7							
Top Speed [km/h]	63.8	64.1	63.2	61.5	60.8	58.9							
Avg. Dist. to Rail [m]	4.0	1.7	2.9	0.9	0.9	0.6							
Avg. Stride Freq. [Hz]	2.3	2.4	2.4	2.4	2.4	2.4							
Avg. Stride Length [m]	5.9	7.3	7.1	7.0	6.8	6.6							





Horse/Jockey Name	Cavalheiro
Final Rank	10
Fastest Section Time (Section)	0:11.54 (1000m)
Top Speed [km/h] (Section)	65.4 (Overall)
Race State	Finished



ToowoombaProfessional

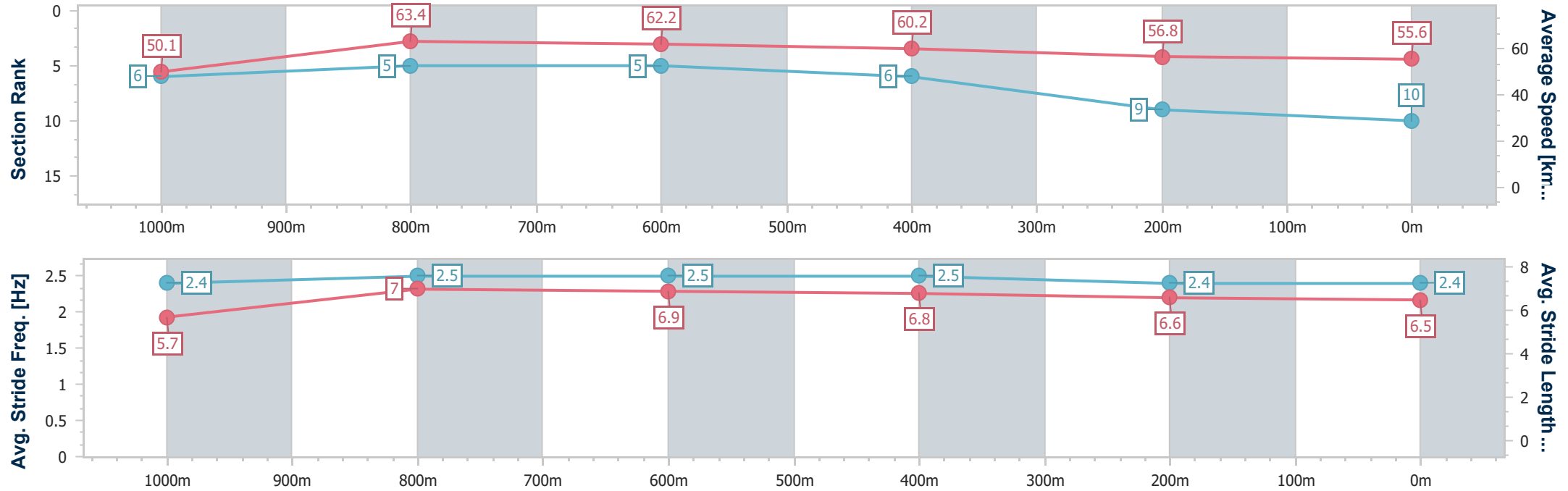
Race 4: FOCUS HR Class 3 Plate - 1200m



04 July 2025 - 18:33

Track Rating: Good 4, Weather: Fine, Rail Position: +3m 800m-400m; +4m Remainder

Section	Overall	1000m	800m	600m	400m	200m								
Section Times	1:15.36 [10] (0:14.38)	1:00.98 [6] (0:11.54)	0:49.44 [5] (0:11.67)	0:37.77 [5] (0:12.08)	0:25.69 [6] (0:12.73)	0:12.96 [9] (0:12.96)								
Average Speed [km/h]	50.1	63.4	62.2	60.2	56.8	55.6								
Top Speed [km/h]	65.4	64.7	63.1	61.8	58.7	56.3								
Avg. Dist. to Rail [m]	8.1	4.4	2.9	1.9	2.3	1.8								
Avg. Stride Freq. [Hz]	2.4	2.5	2.5	2.5	2.4	2.4								
Avg. Stride Length [m]	5.7	7.0	6.9	6.8	6.6	6.5								





Horse/Jockey Name	Tortilla
Final Rank	11
Fastest Section Time (Section)	0:11.89 (1000m)
Top Speed [km/h] (Section)	63.7 (1000m)
Race State	Finished



ToowoombaProfessional

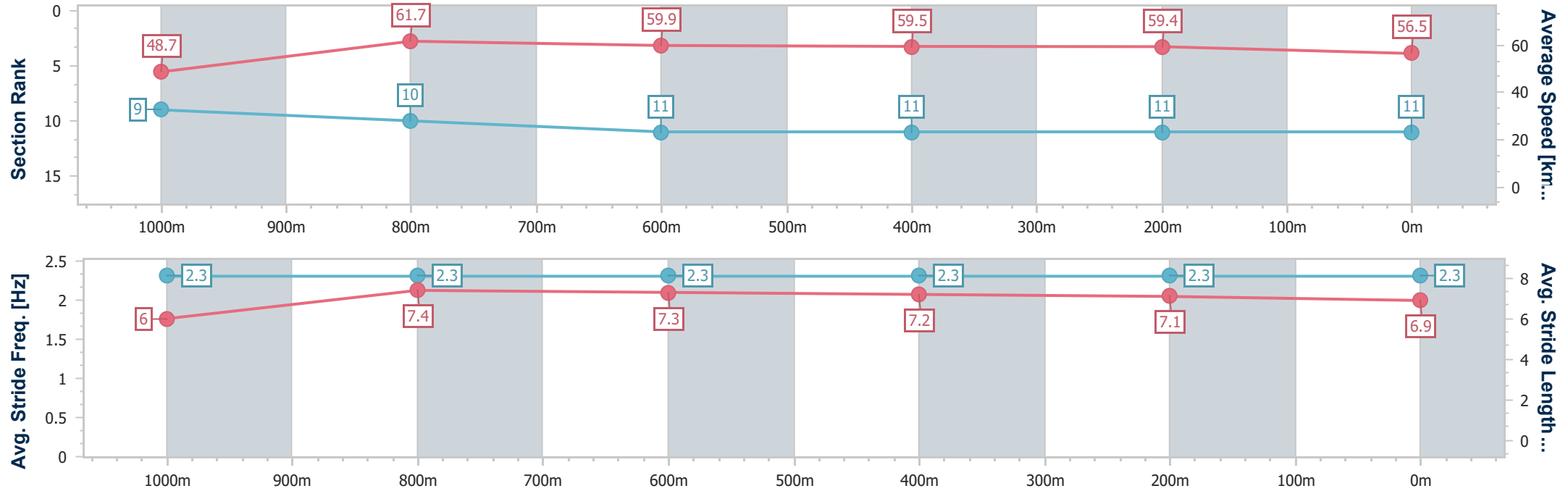
Race 4: FOCUS HR Class 3 Plate - 1200m



04 July 2025 - 18:33

Track Rating: Good 4, Weather: Fine, Rail Position: +3m 800m-400m; +4m Remainder

Section	Overall	1000m	800m	600m	400m	200m								
Section Times	1:15.90 [11] (0:14.73)	1:01.17 [9] (0:11.89)	0:49.28 [10] (0:12.19)	0:37.09 [11] (0:12.16)	0:24.93 [11] (0:12.23)	0:12.70 [11] (0:12.70)								
Average Speed [km/h]	48.7	61.7	59.9	59.5	59.4	56.5								
Top Speed [km/h]	62.8	63.7	61.6	61.6	60.6	58.2								
Avg. Dist. to Rail [m]	7.7	4.2	3.4	1.3	2.6	5.3								
Avg. Stride Freq. [Hz]	2.3	2.3	2.3	2.3	2.3	2.3								
Avg. Stride Length [m]	6.0	7.4	7.3	7.2	7.1	6.9								





Toowoomba Professional
Race 5: GERRY BROWN'S SHELVING & STORAGE BENCHMARK 68
Handicap - 1000m
04 July 2025 - 19:04



Track Rating: Good 4, Weather: Fine, Rail Position: +3m 800m-400m; +4m Remainder

Section						Overall	800m	600m	400m	200m	Last 600m				
Field Times						1:01.27 (0:14.14)	0:47.13 (0:11.15)	0:35.98 (0:11.51)	0:24.47 (0:12.14)	0:12.33 (0:12.33)	0:35.98				
Rank	TAB	Horse/Jockey	Barrier	Top Speed [km/h]	Fastest Section								Margin	Distance Travelled [m]	
1	8	RED BOOMSHAKALAKA	1	66.2	0:11.15	1:01.27 [1]	0:47.13 [1]	0:35.98 [1]	0:24.47 [1]	0:12.33 [1]	1:01.27	0:35.98			
		Kyle Wilson-Taylor		800m	800m	(0:14.14)	(0:11.15)	(0:11.51)	(0:12.14)	(0:12.33)					
2	4	MY NAME IS	7	64.4	0:11.40	1:01.32 [2]	0:46.37 [7]	0:34.96 [7]	0:23.56 [7]	0:11.92 [4]	0.2L	0:34.96 -1			
		Cobi Vitler		800m	600m	(0:14.95)	(0:11.41)	(0:11.40)	(0:11.64)	(0:11.92)					
3	9	APOLLO TEN	3	65.5	0:11.45	1:01.44 [3]	0:46.82 [4]	0:35.37 [4]	0:23.75 [4]	0:12.11 [2]	0.7L	0:35.37 -1			
		Sariah Champkin		800m	800m	(0:14.62)	(0:11.45)	(0:11.62)	(0:11.64)	(0:12.11)					
4	5	BEAU WITNESS	5	64.6	0:11.37	1:01.56 [4]	0:46.75 [5]	0:35.38 [5]	0:23.86 [5]	0:12.17 [3]	1.2L	0:35.38 +4			
		Stacey Callow		800m	800m	(0:14.81)	(0:11.37)	(0:11.52)	(0:11.69)	(0:12.17)					
5	1	AKAKA FALLS	6	66.2	0:11.30	1:01.57 [5]	0:46.44 [8]	0:35.11 [8]	0:23.81 [6]	0:12.12 [6]	1.3L	0:35.11 +1			
		Kelsey Lenton		600m	600m	(0:15.13)	(0:11.33)	(0:11.30)	(0:11.69)	(0:12.12)					
6	2	MINIMAL	4	64.9	0:11.43	1:02.23 [6]	0:47.68 [3]	0:36.25 [3]	0:24.60 [3]	0:12.55 [7]	5.1L	0:36.25 -3			
		Corey Sutherland		800m	800m	(0:14.55)	(0:11.43)	(0:11.65)	(0:12.05)	(0:12.55)					
7	6	ISLAND TIDE	2	66.1	0:11.11	1:02.62 [7]	0:48.43 [2]	0:37.32 [2]	0:25.67 [2]	0:13.18 [5]	7.4L	0:37.32 -1			
		Leah Martyn		800m	800m	(0:14.19)	(0:11.11)	(0:11.65)	(0:12.49)	(0:13.18)					
8	7	TOKYO SINS	8	65.2	0:11.40	1:03.56 [8]	0:48.70 [6]	0:37.30 [6]	0:25.50 [8]	0:13.32 [8]	12.9L	0:37.30 +6			
		Olivia Webb		800m	800m	(0:14.86)	(0:11.40)	(0:11.80)	(0:12.18)	(0:13.32)					

Scratched: Biographer (#3)



Horse/Jockey Name	Red Boomshakalaka
Final Rank	1
Fastest Section Time (Section)	0:11.15 (800m)
Top Speed [km/h] (Section)	66.2 (800m)
Race State	Finished

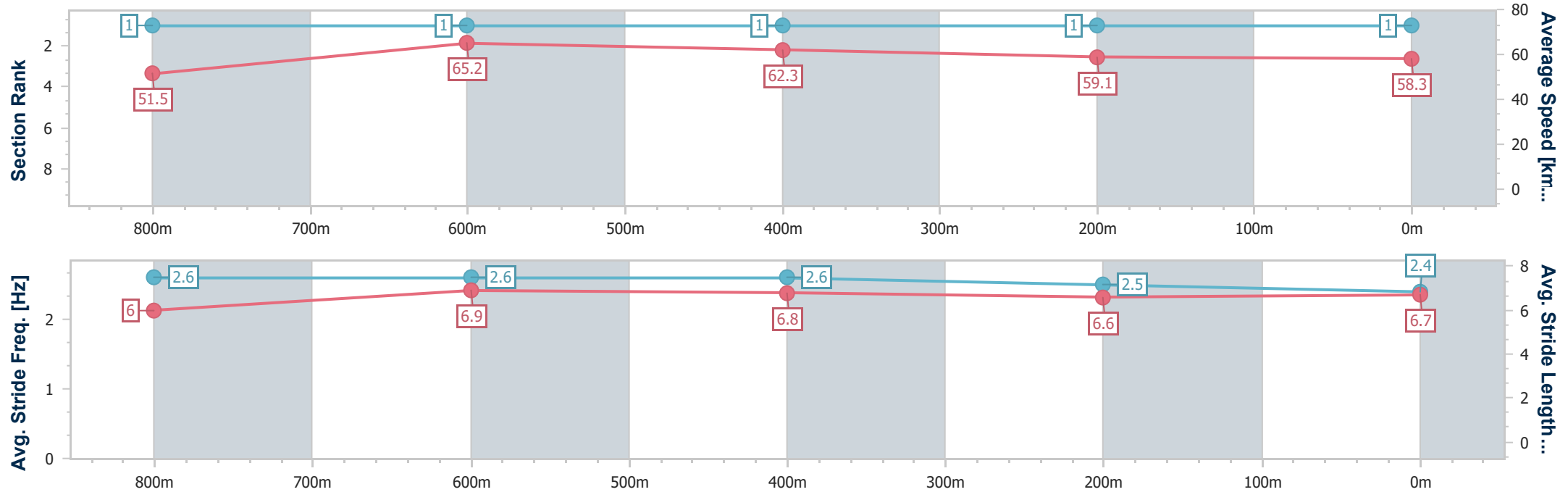


ToowoombaProfessional
Race 5: GERRY BROWN'S SHELIVING & STORAGE
BENCHMARK 68 Handicap - 1000m



04 July 2025 - 19:04
Track Rating: Good 4, Weather: Fine, Rail Position: +3m 800m-
400m; +4m Remainder

Section	Overall	800m	600m	400m	200m									
Section Times	1:01.27 [1] (0:14.14)	0:47.13 [1] (0:11.15)	0:35.98 [1] (0:11.51)	0:24.47 [1] (0:12.14)	0:12.33 [1] (0:12.33)									
Average Speed [km/h]	51.5	65.2	62.3	59.1	58.3									
Top Speed [km/h]	66.0	66.2	64.4	60.1	60.0									
Avg. Dist. to Rail [m]	3.2	2.7	1.3	1.3	0.8									
Avg. Stride Freq. [Hz]	2.6	2.6	2.6	2.5	2.4									
Avg. Stride Length [m]	6.0	6.9	6.8	6.6	6.7									



- [] Ranking at each section and finish
- .-.- No data available at this section
- NA No data available



Horse/Jockey Name	My Name Is
Final Rank	2
Fastest Section Time (Section)	0:11.40 (600m)
Top Speed [km/h] (Section)	64.4 (800m)
Race State	Finished

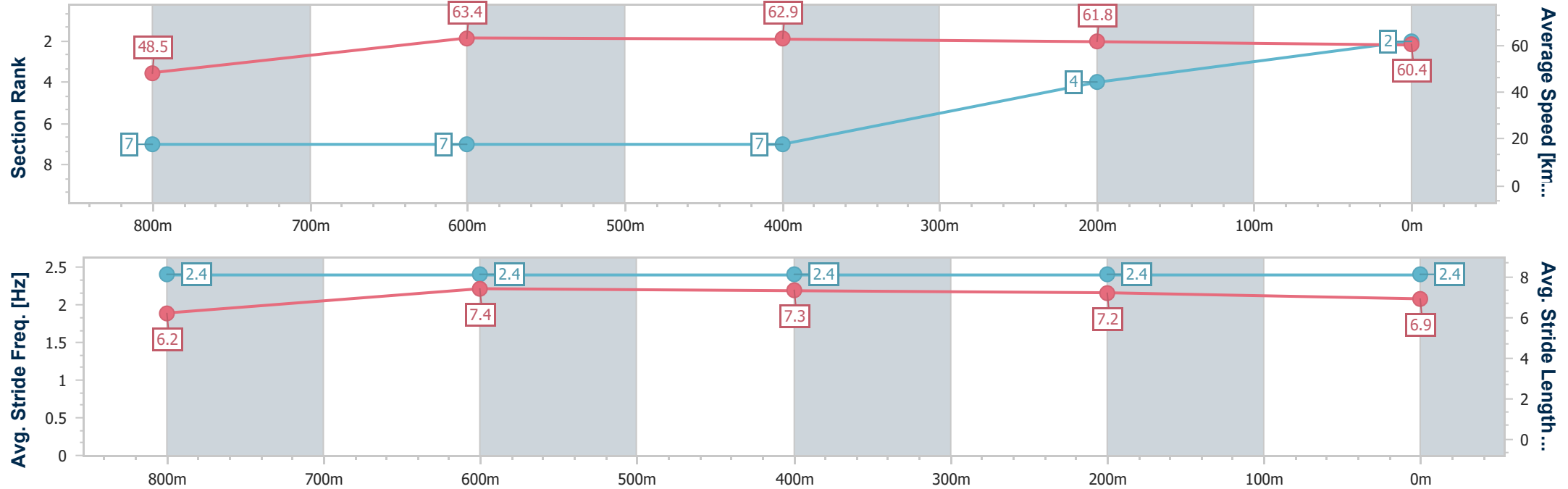


ToowoombaProfessional
Race 5: GERRY BROWN'S SHELIVING & STORAGE
BENCHMARK 68 Handicap - 1000m



04 July 2025 - 19:04
Track Rating: Good 4, Weather: Fine, Rail Position: +3m 800m-
400m; +4m Remainder

Section	Overall	800m	600m	400m	200m										
Section Times	1:01.32 [2] (0:14.95)	0:46.37 [7] (0:11.41)	0:34.96 [7] (0:11.40)	0:23.56 [7] (0:11.64)	0:11.92 [4] (0:11.92)										
Average Speed [km/h]	48.5	63.4	62.9	61.8	60.4										
Top Speed [km/h]	63.9	64.4	64.2	63.1	62.6										
Avg. Dist. to Rail [m]	5.1	0.2	0.5	0.6	2.5										
Avg. Stride Freq. [Hz]	2.4	2.4	2.4	2.4	2.4										
Avg. Stride Length [m]	6.2	7.4	7.3	7.2	6.9										



- [] Ranking at each section and finish
- .-.- No data available at this section
- NA No data available



Horse/Jockey Name	Apollo Ten
Final Rank	3
Fastest Section Time (Section)	0:11.45 (800m)
Top Speed [km/h] (Section)	65.5 (800m)
Race State	Finished

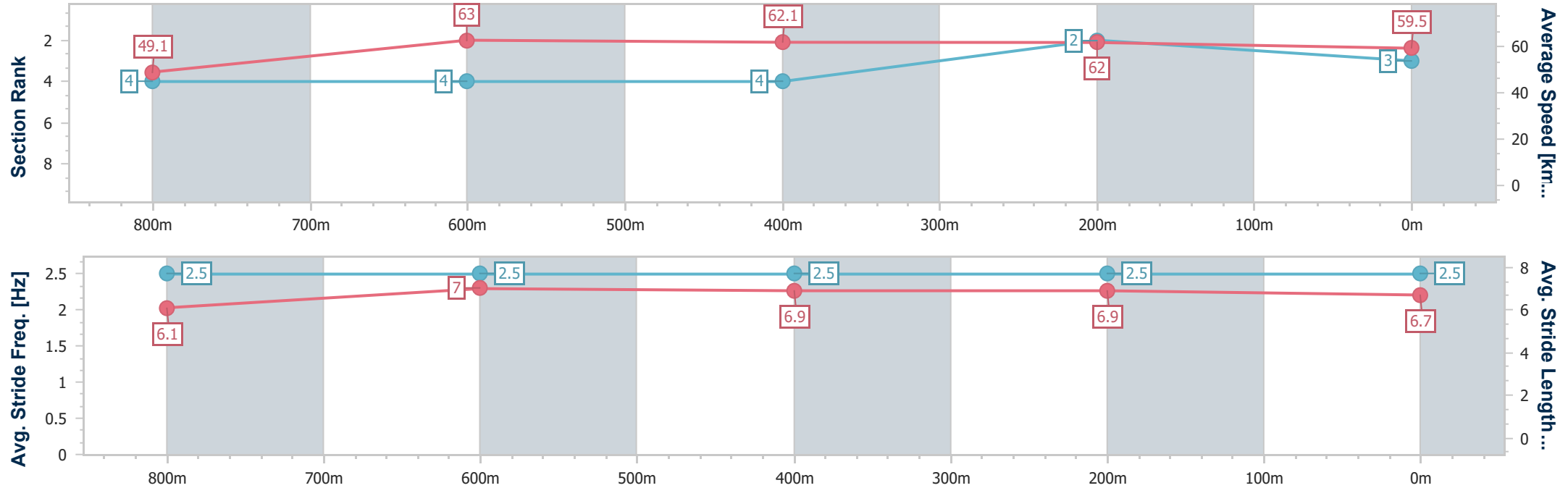


ToowoombaProfessional
Race 5: GERRY BROWN'S SHELIVING & STORAGE
BENCHMARK 68 Handicap - 1000m



04 July 2025 - 19:04
Track Rating: Good 4, Weather: Fine, Rail Position: +3m 800m-
400m; +4m Remainder

Section	Overall	800m	600m	400m	200m									
Section Times	1:01.44 [3] (0:14.62)	0:46.82 [4] (0:11.45)	0:35.37 [4] (0:11.62)	0:23.75 [4] (0:11.64)	0:12.11 [2] (0:12.11)									
Average Speed [km/h]	49.1	63.0	62.1	62.0	59.5									
Top Speed [km/h]	64.9	65.5	64.7	63.4	61.0									
Avg. Dist. to Rail [m]	0.7	1.1	0.7	1.1	4.7									
Avg. Stride Freq. [Hz]	2.5	2.5	2.5	2.5	2.5									
Avg. Stride Length [m]	6.1	7.0	6.9	6.9	6.7									





Horse/Jockey Name	Beau Witness
Final Rank	4
Fastest Section Time (Section)	0:11.37 (800m)
Top Speed [km/h] (Section)	64.6 (800m)
Race State	Finished

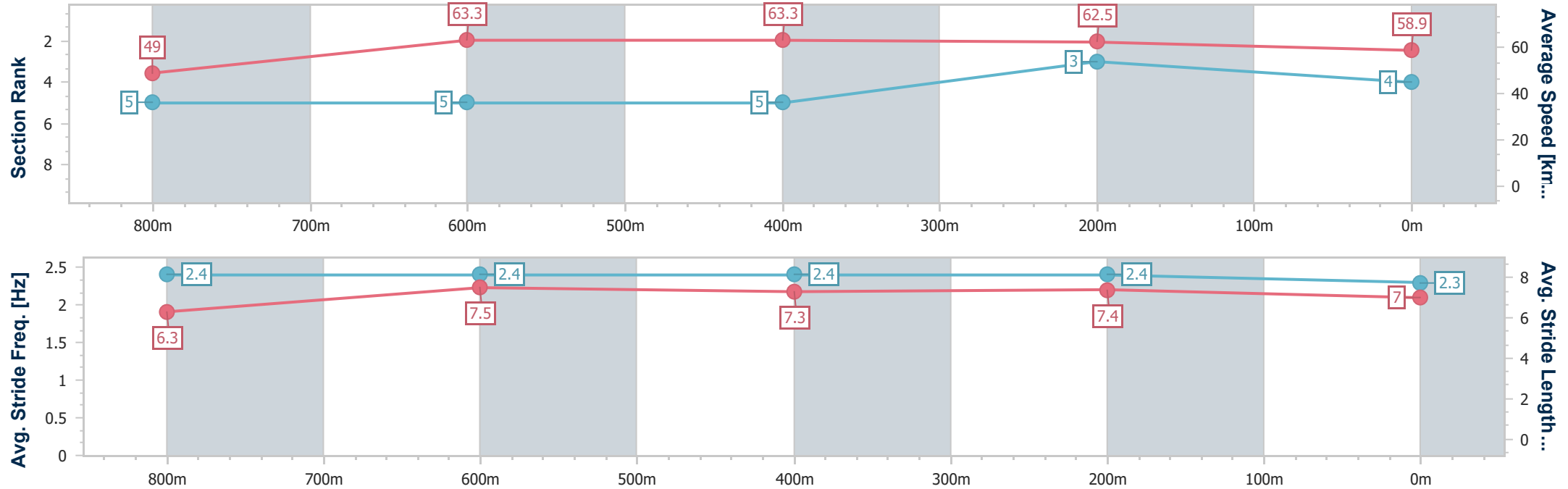


ToowoombaProfessional
Race 5: GERRY BROWN'S SHELIVING & STORAGE
BENCHMARK 68 Handicap - 1000m



04 July 2025 - 19:04
Track Rating: Good 4, Weather: Fine, Rail Position: +3m 800m-
400m; +4m Remainder

Section	Overall	800m	600m	400m	200m									
Section Times	1:01.56 [4] (0:14.81)	0:46.75 [5] (0:11.37)	0:35.38 [5] (0:11.52)	0:23.86 [5] (0:11.69)	0:12.17 [3] (0:12.17)									
Average Speed [km/h]	49.0	63.3	63.3	62.5	58.9									
Top Speed [km/h]	63.7	64.6	64.5	63.5	61.3									
Avg. Dist. to Rail [m]	3.8	1.4	2.0	4.1	5.8									
Avg. Stride Freq. [Hz]	2.4	2.4	2.4	2.4	2.3									
Avg. Stride Length [m]	6.3	7.5	7.3	7.4	7.0									





Horse/Jockey Name	Akaka Falls
Final Rank	5
Fastest Section Time (Section)	0:11.30 (600m)
Top Speed [km/h] (Section)	66.2 (600m)
Race State	Finished

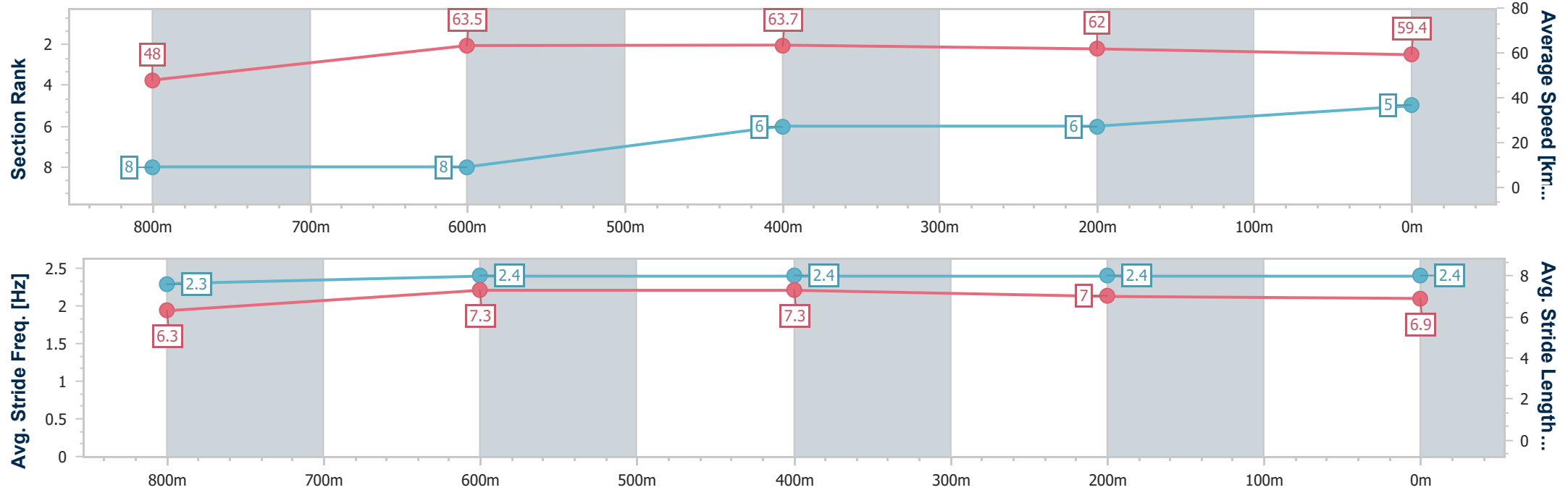


ToowoombaProfessional
Race 5: GERRY BROWN'S SHELIVING & STORAGE
BENCHMARK 68 Handicap - 1000m



04 July 2025 - 19:04
Track Rating: Good 4, Weather: Fine, Rail Position: +3m 800m-
400m; +4m Remainder

Section	Overall	800m	600m	400m	200m									
Section Times	1:01.57 [5] (0:15.13)	0:46.44 [8] (0:11.33)	0:35.11 [8] (0:11.30)	0:23.81 [6] (0:11.69)	0:12.12 [6] (0:12.12)									
Average Speed [km/h]	48.0	63.5	63.7	62.0	59.4									
Top Speed [km/h]	64.5	64.8	66.2	63.1	61.5									
Avg. Dist. to Rail [m]	3.5	0.7	0.4	2.7	7.4									
Avg. Stride Freq. [Hz]	2.3	2.4	2.4	2.4	2.4									
Avg. Stride Length [m]	6.3	7.3	7.3	7.0	6.9									



- [] Ranking at each section and finish
- .-.- No data available at this section
- NA No data available



Horse/Jockey Name	Minimal
Final Rank	6
Fastest Section Time (Section)	0:11.43 (800m)
Top Speed [km/h] (Section)	64.9 (800m)
Race State	Finished

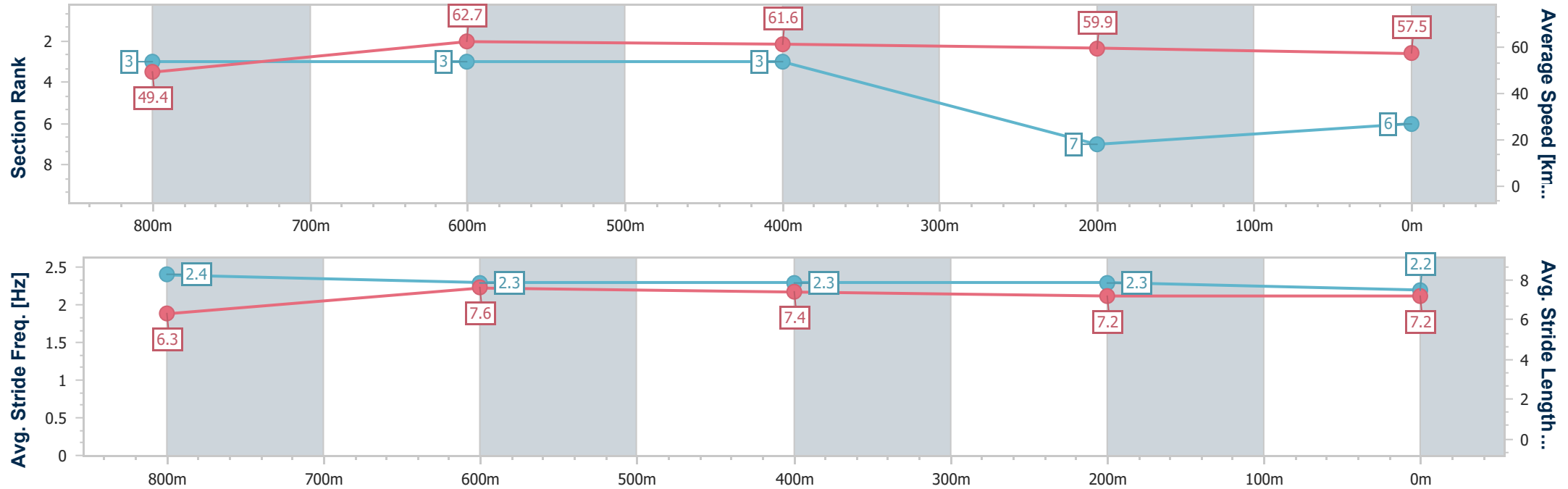


ToowoombaProfessional
Race 5: GERRY BROWN'S SHELIVING & STORAGE
BENCHMARK 68 Handicap - 1000m



04 July 2025 - 19:04
Track Rating: Good 4, Weather: Fine, Rail Position: +3m 800m-
400m; +4m Remainder

Section	Overall	800m	600m	400m	200m									
Section Times	1:02.23 [6] (0:14.55)	0:47.68 [3] (0:11.43)	0:36.25 [3] (0:11.65)	0:24.60 [3] (0:12.05)	0:12.55 [7] (0:12.55)									
Average Speed [km/h]	49.4	62.7	61.6	59.9	57.5									
Top Speed [km/h]	64.0	64.9	63.4	61.0	59.7									
Avg. Dist. to Rail [m]	1.7	0.9	0.7	0.9	2.6									
Avg. Stride Freq. [Hz]	2.4	2.3	2.3	2.3	2.2									
Avg. Stride Length [m]	6.3	7.6	7.4	7.2	7.2									





Horse/Jockey Name	Island Tide
Final Rank	7
Fastest Section Time (Section)	0:11.11 (800m)
Top Speed [km/h] (Section)	66.1 (800m)
Race State	Finished

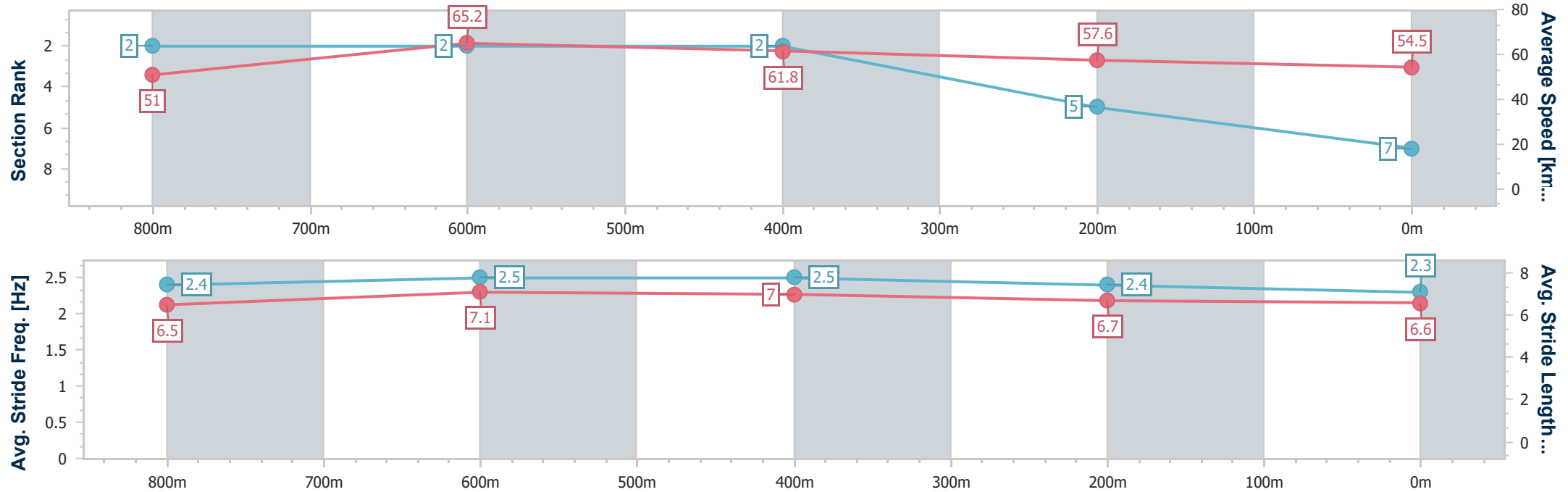


ToowoombaProfessional
Race 5: GERRY BROWN'S SHELIVING & STORAGE
BENCHMARK 68 Handicap - 1000m



04 July 2025 - 19:04
Track Rating: Good 4, Weather: Fine, Rail Position: +3m 800m-
400m; +4m Remainder

Section	Overall	800m	600m	400m	200m									
Section Times	1:02.62 [7] (0:14.19)	0:48.43 [2] (0:11.11)	0:37.32 [2] (0:11.65)	0:25.67 [2] (0:12.49)	0:13.18 [5] (0:13.18)									
Average Speed [km/h]	51.0	65.2	61.8	57.6	54.5									
Top Speed [km/h]	65.7	66.1	63.9	59.6	56.8									
Avg. Dist. to Rail [m]	2.1	1.2	0.5	0.3	0.4									
Avg. Stride Freq. [Hz]	2.4	2.5	2.5	2.4	2.3									
Avg. Stride Length [m]	6.5	7.1	7.0	6.7	6.6									





Horse/Jockey Name	Tokyo Sins
Final Rank	8
Fastest Section Time (Section)	0:11.40 (800m)
Top Speed [km/h] (Section)	65.2 (800m)
Race State	Finished

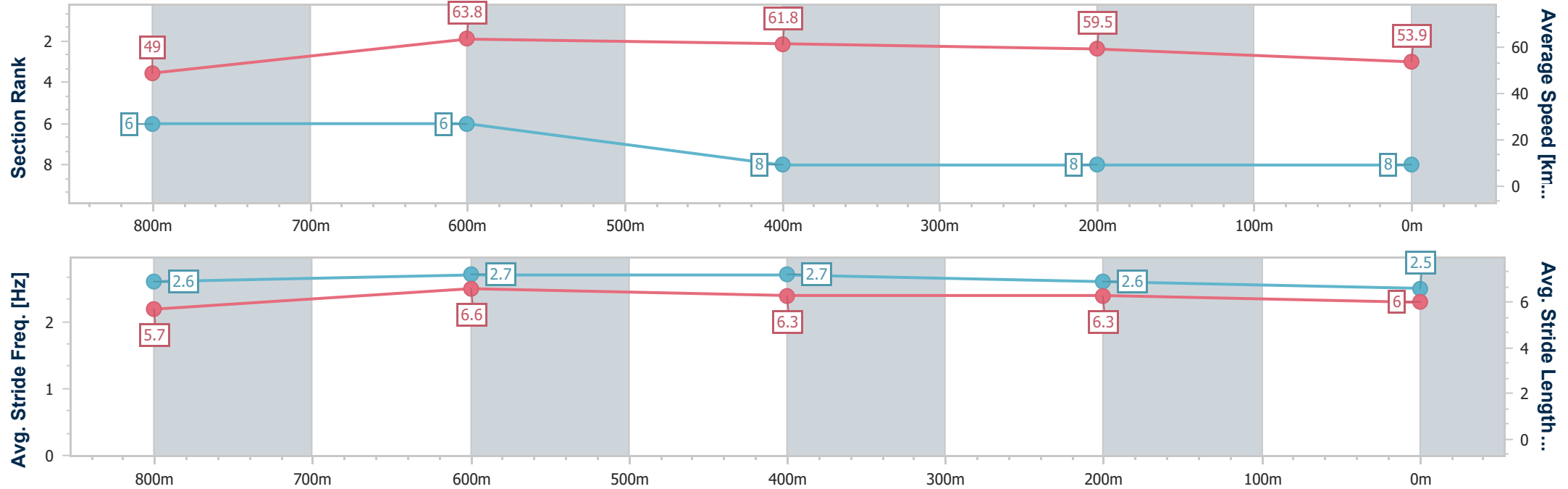


ToowoombaProfessional
Race 5: GERRY BROWN'S SHELIVING & STORAGE
BENCHMARK 68 Handicap - 1000m



04 July 2025 - 19:04
Track Rating: Good 4, Weather: Fine, Rail Position: +3m 800m-
400m; +4m Remainder

Section	Overall	800m	600m	400m	200m								
Section Times	1:03.56 [8] (0:14.86)	0:48.70 [6] (0:11.40)	0:37.30 [6] (0:11.80)	0:25.50 [8] (0:12.18)	0:13.32 [8] (0:13.32)								
Average Speed [km/h]	49.0	63.8	61.8	59.5	53.9								
Top Speed [km/h]	63.8	65.2	63.3	61.0	57.5								
Avg. Dist. to Rail [m]	5.8	3.0	2.4	1.5	1.2								
Avg. Stride Freq. [Hz]	2.6	2.7	2.7	2.6	2.5								
Avg. Stride Length [m]	5.7	6.6	6.3	6.3	6.0								





Toowoomba Professional

Race 6: LIVEWIRED ELECTRICAL Maiden Handicap - 1890m

04 July 2025 - 19:39



Track Rating: Good 4, Weather: Fine, Rail Position: +3m 800m-400m; +4m Remainder

Section					Overall	1600m	1400m	1200m	1000m	800m	600m	Last 600m		
Field Times					2:04.00 (0:22.52)	1:41.48 (0:11.34)	1:30.14 (0:11.84)	1:18.30 (0:12.26)	1:06.04 (0:12.92)	0:53.12 (0:12.79)	0:40.33 (0:13.49)	0:40.33		
Rank	TAB	Horse/Jockey	Barrier	Top Speed [km/h]	Fastest Section									Distance Travelled [m]
1	6	PROCLAIMER	3	66.0	0:11.14	2:04.00 [1]	1:40.55 [7]	1:29.41 [7]	1:17.60 [6]	1:05.31 [6]	0:52.38 [5]	0:39.72 [3]	0:39.72	
		Hannah Richardson		1600m	1600m	(0:23.45)	(0:11.14)	(0:11.81)	(0:12.29)	(0:12.93)	(0:12.66)	(0:12.95)		
2	1	MARAVICH	1	64.6	0:11.34	2:04.90 [2]	1:42.38 [1]	1:31.04 [1]	1:19.20 [1]	1:06.94 [1]	0:54.02 [1]	0:41.23 [1]	0:41.23	+3
		Anthony Allen		Overall	1600m	(0:22.52)	(0:11.34)	(0:11.84)	(0:12.26)	(0:12.92)	(0:12.79)	(0:13.49)		
3	7	COSMIC INSANITY	5	64.6	0:11.23	2:05.01 [3]	1:41.79 [6]	1:30.56 [6]	1:18.77 [5]	1:06.55 [4]	0:53.53 [3]	0:40.93 [2]	0:40.93	+1
		Nozi Tomizawa		1600m	1600m	(0:23.22)	(0:11.23)	(0:11.79)	(0:12.22)	(0:13.02)	(0:12.60)	(0:13.33)		
4	3	SLUGWORTH	4	65.0	0:11.53	2:06.10 [4]	1:43.18 [3]	1:31.65 [5]	1:19.67 [7]	1:07.38 [7]	0:54.29 [6]	0:41.47 [5]	0:41.47	+10
		Karl Zechner		1600m	1600m	(0:22.92)	(0:11.53)	(0:11.98)	(0:12.29)	(0:13.09)	(0:12.82)	(0:12.84)		
5	10	SUMMER READY	2	63.8	0:11.53	2:06.40 [5]	1:43.71 [2]	1:32.18 [2]	1:20.34 [2]	1:08.01 [3]	0:54.93 [2]	0:41.98 [4]	0:41.98	+11
		Stacey Callow		1600m	1600m	(0:22.69)	(0:11.53)	(0:11.84)	(0:12.33)	(0:13.08)	(0:12.95)	(0:13.43)		
6	8	BRAVE HOSHI	7	64.8	0:11.26	2:07.74 [6]	1:44.66 [4]	1:33.40 [3]	1:21.66 [3]	1:09.40 [2]	0:56.22 [4]	0:42.88 [6]	0:42.88	-4
		Leah Martyn		1400m	1600m	(0:23.08)	(0:11.26)	(0:11.74)	(0:12.26)	(0:13.18)	(0:13.34)	(0:13.77)		
7	5	I'M THAT GUY	8	65.9	0:11.20	2:08.59 [7]	1:45.38 [5]	1:34.18 [4]	1:22.44 [4]	1:10.01 [5]	0:56.58 [7]	0:43.04 [7]	0:43.04	+13
		Kelsey Lenton		1600m	1600m	(0:23.21)	(0:11.20)	(0:11.74)	(0:12.43)	(0:13.43)	(0:13.54)	(0:14.14)		

Did Not Finish: Lucifer The Cat (#9)

Scratched: Prefer To Dance (#2), Green Chai (#4)



Toowoomba Professional
Race 6: LIVEWIRED ELECTRICAL Maiden Handicap - 1890m
04 July 2025 - 19:39



Track Rating: Good 4, Weather: Fine, Rail Position: +3m 800m-400m; +4m Remainder

Section						400m	200m			Last 600m		
Field Times						0:26.84 (0:13.10)	0:13.74 (0:13.74)			0:40.33		
Rank	TAB	Horse/Jockey	Barrier	Top Speed [km/h]	Fastest Section			Margin			Distance Travelled [m]	
1	6	PROCLAIMER	3	66.0	0:11.14	0:26.77 [2]	0:13.74 [1]	2:04.00		0:39.72		
		Hannah Richardson		1600m	1600m	(0:13.03)	(0:13.74)					
2	1	MARAVICH	1	64.6	0:11.34	0:27.74 [1]	0:14.14 [2]	5.3L		0:41.23	+3	
		Anthony Allen		Overall	1600m	(0:13.60)	(0:14.14)					
3	7	COSMIC INSANITY	5	64.6	0:11.23	0:27.60 [3]	0:13.94 [4]	5.8L		0:40.93	+1	
		Nozi Tomizawa		1600m	1600m	(0:13.66)	(0:13.94)					
4	3	SLUGWORTH	4	65.0	0:11.53	0:28.63 [4]	0:15.09 [3]	12.1L		0:41.47	+10	
		Karl Zechner		1600m	1600m	(0:13.54)	(0:15.09)					
5	10	SUMMER READY	2	63.8	0:11.53	0:28.55 [5]	0:14.42 [5]	13.9L		0:41.98	+11	
		Stacey Callow		1600m	1600m	(0:14.13)	(0:14.42)					
6	8	BRAVE HOSHI	7	64.8	0:11.26	0:29.11 [6]	0:14.96 [6]	21.7L		0:42.88	-4	
		Leah Martyn		1400m	1600m	(0:14.15)	(0:14.96)					
7	5	I'M THAT GUY	8	65.9	0:11.20	0:28.90 [7]	0:14.42 [7]	26.7L		0:43.04	+13	
		Kelsey Lenton		1600m	1600m	(0:14.48)	(0:14.42)					

Did Not Finish: Lucifer The Cat (#9)

Scratched: Prefer To Dance (#2), Green Chai (#4)



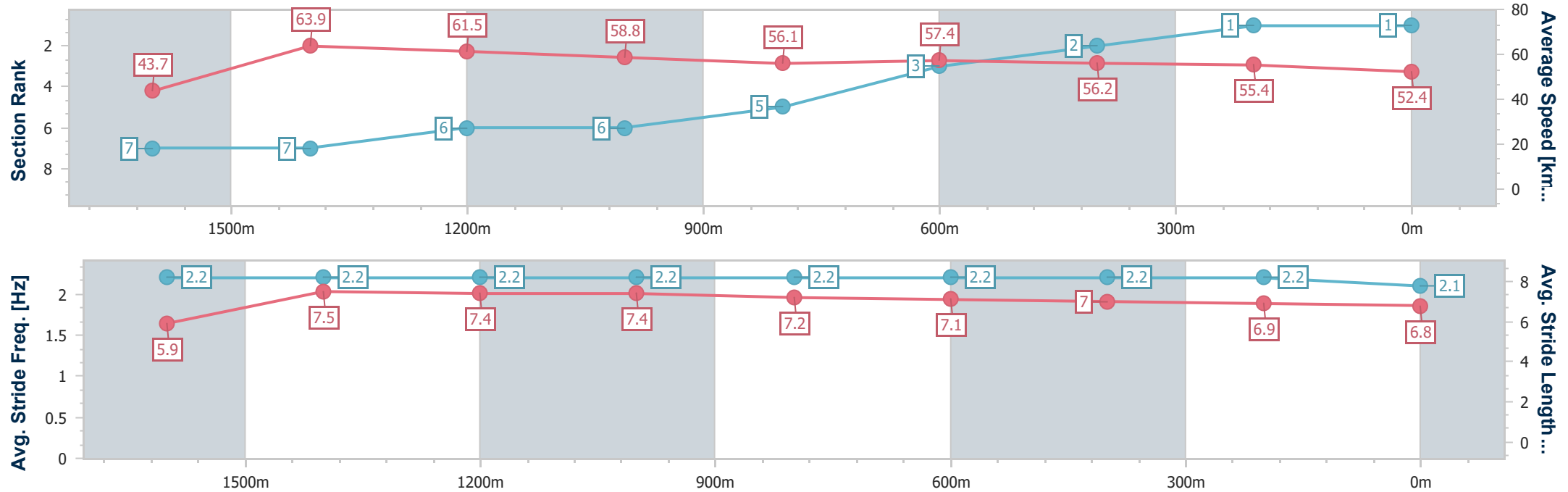
Horse/Jockey Name	Proclaimer
Final Rank	1
Fastest Section Time (Section)	0:11.14 (1600m)
Top Speed [km/h] (Section)	66.0 (1600m)
Race State	Finished



ToowoombaProfessional
Race 6: LIVEWIRED ELECTRICAL Maiden Handicap - 1890m
04 July 2025 - 19:39
Track Rating: Good 4, Weather: Fine, Rail Position: +3m 800m-400m; +4m Remainder



Section	Overall	1600m	1400m	1200m	1000m	800m	600m	400m	200m				
Section Times	2:04.00 [1] (0:23.45)	1:40.55 [7] (0:11.14)	1:29.41 [7] (0:11.81)	1:17.60 [6] (0:12.29)	1:05.31 [6] (0:12.93)	0:52.38 [5] (0:12.66)	0:39.72 [3] (0:12.95)	0:26.77 [2] (0:13.03)	0:13.74 [1] (0:13.74)				
Average Speed [km/h]	43.7	63.9	61.5	58.8	56.1	57.4	56.2	55.4	52.4				
Top Speed [km/h]	63.2	66.0	64.4	59.8	56.7	59.0	58.8	56.7	53.7				
Avg. Dist. to Rail [m]	6.8	2.1	1.6	4.2	3.0	2.9	1.7	0.5	1.2				
Avg. Stride Freq. [Hz]	2.2	2.2	2.2	2.2	2.2	2.2	2.2	2.2	2.1				
Avg. Stride Length [m]	5.9	7.5	7.4	7.4	7.2	7.1	7.0	6.9	6.8				



[] Ranking at each section and finish
-.-.- No data available at this section
NA No data available



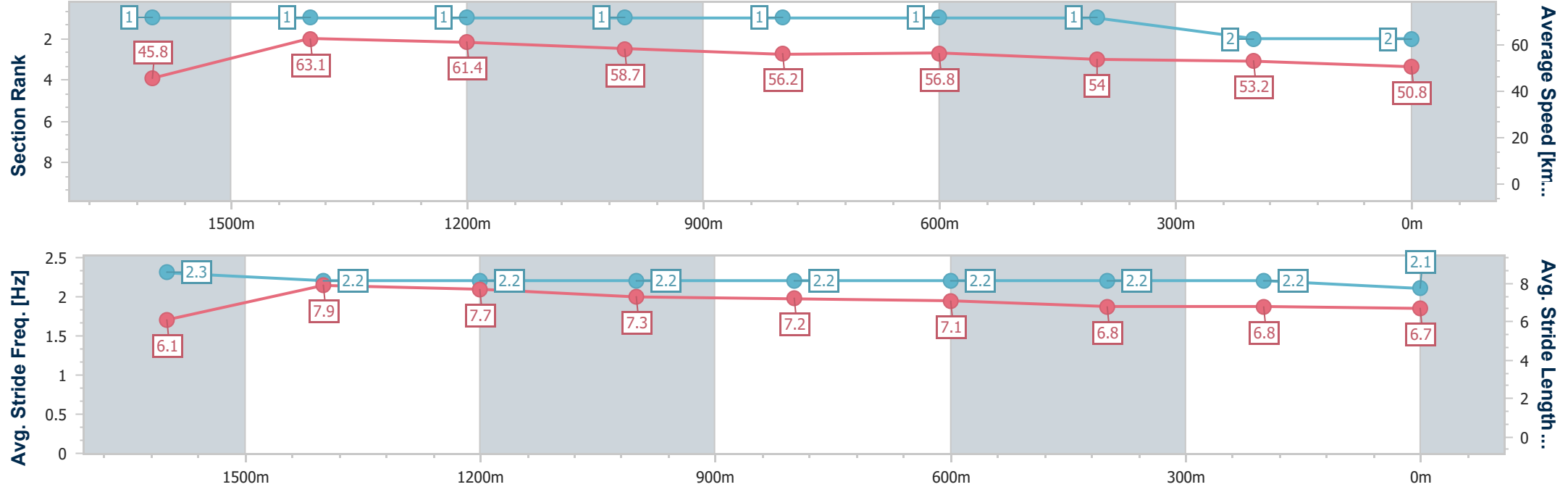
Horse/Jockey Name	Maravich
Final Rank	2
Fastest Section Time (Section)	0:11.34 (1600m)
Top Speed [km/h] (Section)	64.6 (Overall)
Race State	Finished



ToowoombaProfessional
Race 6: LIVEWIRED ELECTRICAL Maiden Handicap - 1890m
04 July 2025 - 19:39
Track Rating: Good 4, Weather: Fine, Rail Position: +3m 800m-400m; +4m Remainder



Section	Overall	1600m	1400m	1200m	1000m	800m	600m	400m	200m				
Section Times	2:04.90 [2] (0:22.52)	1:42.38 [1] (0:11.34)	1:31.04 [1] (0:11.84)	1:19.20 [1] (0:12.26)	1:06.94 [1] (0:12.92)	0:54.02 [1] (0:12.79)	0:41.23 [1] (0:13.49)	0:27.74 [1] (0:13.60)	0:14.14 [2] (0:14.14)				
Average Speed [km/h]	45.8	63.1	61.4	58.7	56.2	56.8	54.0	53.2	50.8				
Top Speed [km/h]	64.6	63.9	63.4	60.1	58.2	58.0	55.9	54.4	52.4				
Avg. Dist. to Rail [m]	5.9	0.7	1.5	2.3	1.3	3.3	2.9	1.9	1.3				
Avg. Stride Freq. [Hz]	2.3	2.2	2.2	2.2	2.2	2.2	2.2	2.2	2.1				
Avg. Stride Length [m]	6.1	7.9	7.7	7.3	7.2	7.1	6.8	6.8	6.7				





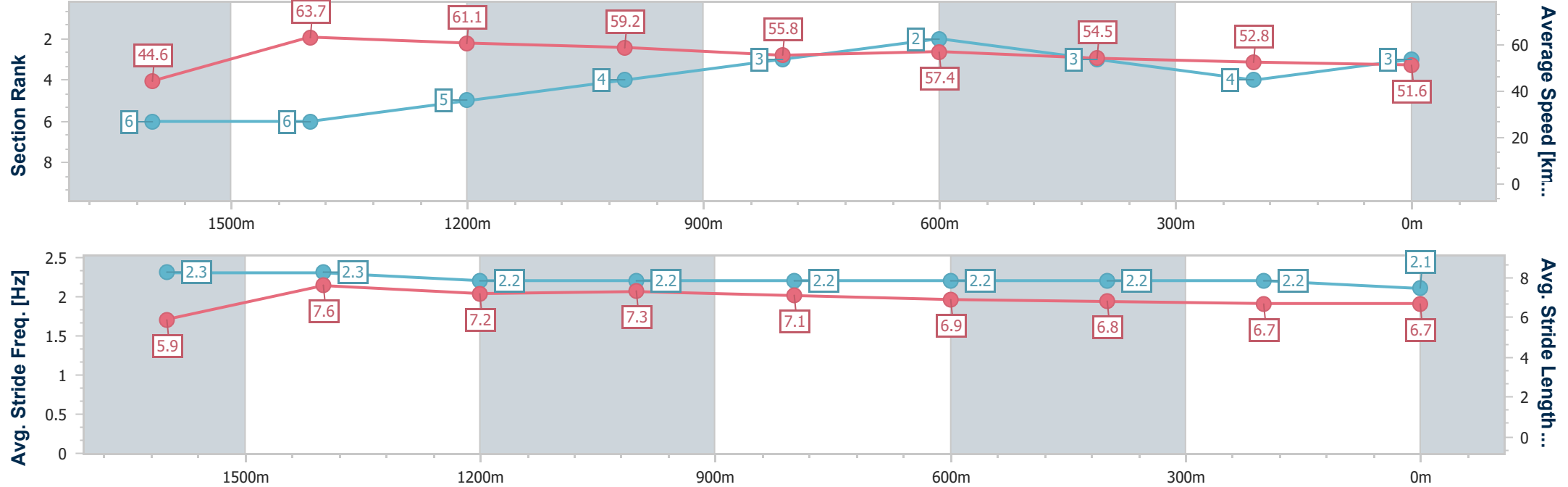
Horse/Jockey Name	Cosmic Insanity
Final Rank	3
Fastest Section Time (Section)	0:11.23 (1600m)
Top Speed [km/h] (Section)	64.6 (1600m)
Race State	Finished



ToowoombaProfessional
Race 6: LIVEWIRED ELECTRICAL Maiden Handicap - 1890m
04 July 2025 - 19:39
Track Rating: Good 4, Weather: Fine, Rail Position: +3m 800m-400m; +4m Remainder



Section	Overall	1600m	1400m	1200m	1000m	800m	600m	400m	200m				
Section Times	2:05.01 [3] (0:23.22)	1:41.79 [6] (0:11.23)	1:30.56 [6] (0:11.79)	1:18.77 [5] (0:12.22)	1:06.55 [4] (0:13.02)	0:53.53 [3] (0:12.60)	0:40.93 [2] (0:13.33)	0:27.60 [3] (0:13.66)	0:13.94 [4] (0:13.94)				
Average Speed [km/h]	44.6	63.7	61.1	59.2	55.8	57.4	54.5	52.8	51.6				
Top Speed [km/h]	63.4	64.6	63.0	60.2	57.1	58.3	57.9	53.6	52.2				
Avg. Dist. to Rail [m]	5.0	1.6	0.9	2.2	2.4	1.7	1.8	0.4	1.2				
Avg. Stride Freq. [Hz]	2.3	2.3	2.2	2.2	2.2	2.2	2.2	2.2	2.1				
Avg. Stride Length [m]	5.9	7.6	7.2	7.3	7.1	6.9	6.8	6.7	6.7				





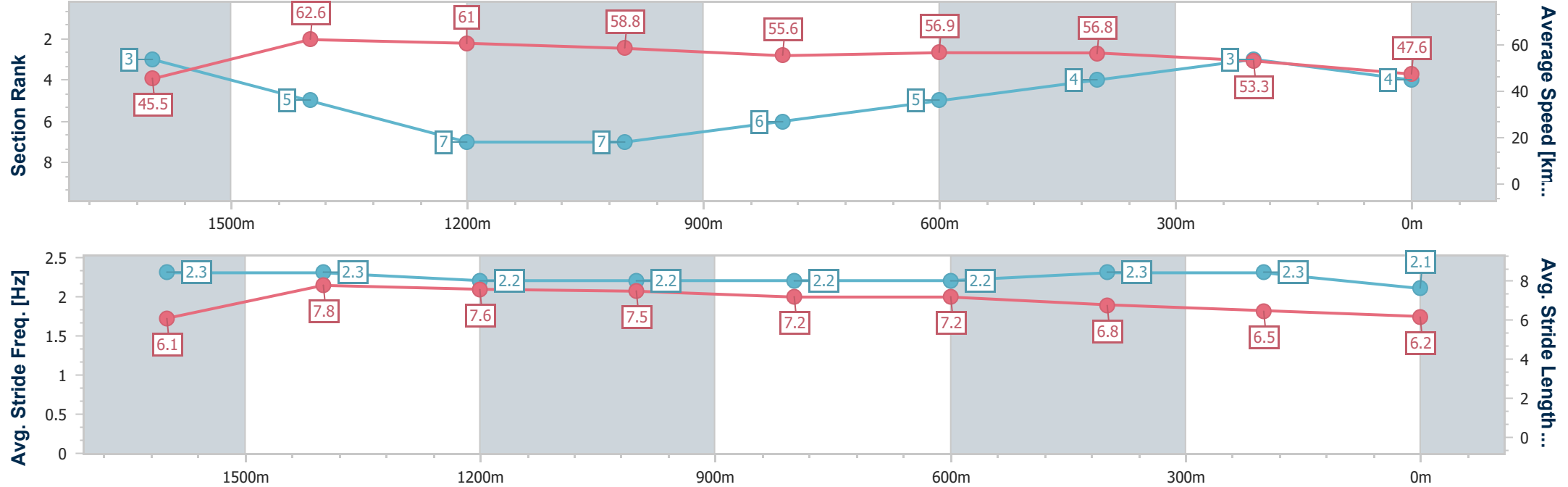
Horse/Jockey Name	Slugworth
Final Rank	4
Fastest Section Time (Section)	0:11.53 (1600m)
Top Speed [km/h] (Section)	65.0 (1600m)
Race State	Finished



ToowoombaProfessional
Race 6: LIVEWIRED ELECTRICAL Maiden Handicap - 1890m
04 July 2025 - 19:39
Track Rating: Good 4, Weather: Fine, Rail Position: +3m 800m-400m; +4m Remainder



Section	Overall	1600m	1400m	1200m	1000m	800m	600m	400m	200m				
Section Times	2:06.10 [4] (0:22.92)	1:43.18 [3] (0:11.53)	1:31.65 [5] (0:11.98)	1:19.67 [7] (0:12.29)	1:07.38 [7] (0:13.09)	0:54.29 [6] (0:12.82)	0:41.47 [5] (0:12.84)	0:28.63 [4] (0:13.54)	0:15.09 [3] (0:15.09)				
Average Speed [km/h]	45.5	62.6	61.0	58.8	55.6	56.9	56.8	53.3	47.6				
Top Speed [km/h]	62.8	65.0	62.1	60.4	57.1	59.2	59.2	55.7	50.4				
Avg. Dist. to Rail [m]	4.2	2.2	2.7	3.5	3.3	3.6	2.5	1.4	1.7				
Avg. Stride Freq. [Hz]	2.3	2.3	2.2	2.2	2.2	2.2	2.3	2.3	2.1				
Avg. Stride Length [m]	6.1	7.8	7.6	7.5	7.2	7.2	6.8	6.5	6.2				





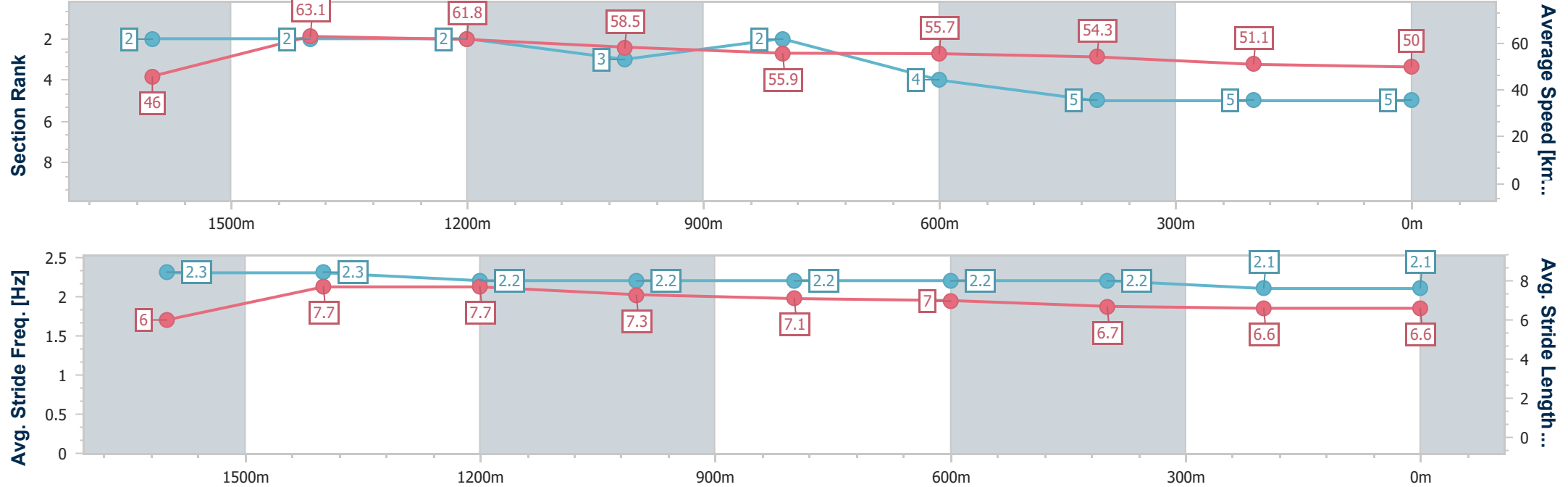
Horse/Jockey Name	Summer Ready
Final Rank	5
Fastest Section Time (Section)	0:11.53 (1600m)
Top Speed [km/h] (Section)	63.8 (1600m)
Race State	Finished



ToowoombaProfessional
Race 6: LIVEWIRED ELECTRICAL Maiden Handicap - 1890m
04 July 2025 - 19:39
Track Rating: Good 4, Weather: Fine, Rail Position: +3m 800m-400m; +4m Remainder



Section	Overall	1600m	1400m	1200m	1000m	800m	600m	400m	200m				
Section Times	2:06.40 [5] (0:22.69)	1:43.71 [2] (0:11.53)	1:32.18 [2] (0:11.84)	1:20.34 [2] (0:12.33)	1:08.01 [3] (0:13.08)	0:54.93 [2] (0:12.95)	0:41.98 [4] (0:13.43)	0:28.55 [5] (0:14.13)	0:14.42 [5] (0:14.42)				
Average Speed [km/h]	46.0	63.1	61.8	58.5	55.9	55.7	54.3	51.1	50.0				
Top Speed [km/h]	62.9	63.8	63.5	61.6	56.7	57.1	57.0	52.4	50.2				
Avg. Dist. to Rail [m]	3.5	2.2	3.2	4.6	3.2	2.3	1.8	1.1	0.7				
Avg. Stride Freq. [Hz]	2.3	2.3	2.2	2.2	2.2	2.2	2.2	2.1	2.1				
Avg. Stride Length [m]	6.0	7.7	7.7	7.3	7.1	7.0	6.7	6.6	6.6				





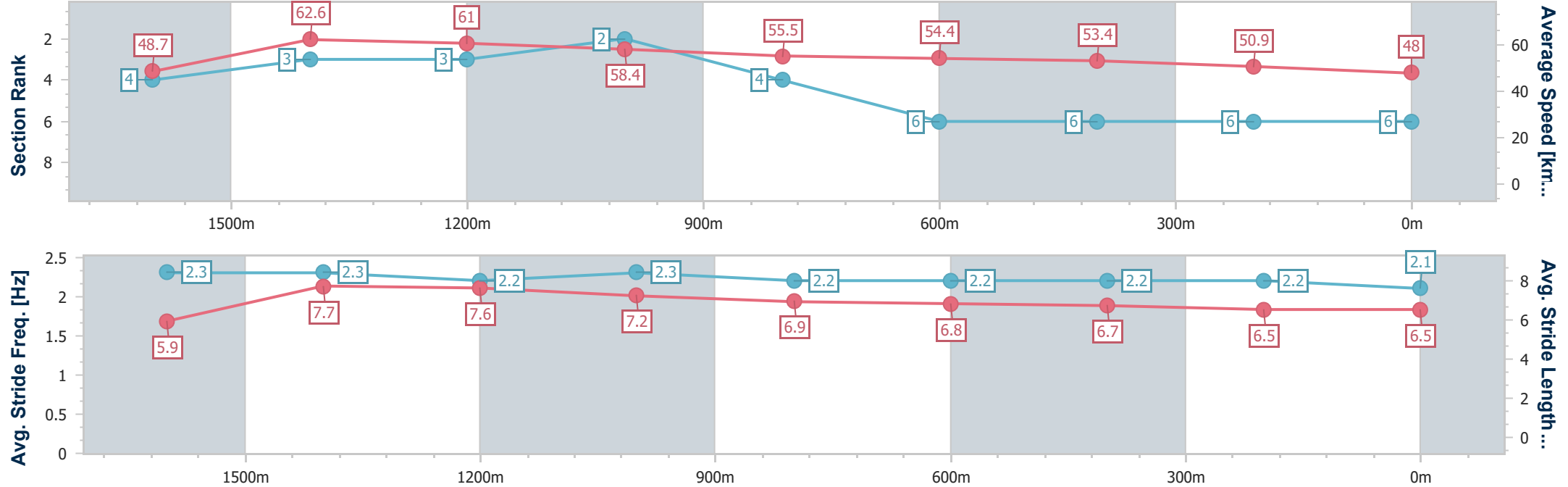
Horse/Jockey Name	Brave Hoshi
Final Rank	6
Fastest Section Time (Section)	0:11.26 (1600m)
Top Speed [km/h] (Section)	64.8 (1400m)
Race State	Finished



ToowoombaProfessional
Race 6: LIVEWIRED ELECTRICAL Maiden Handicap - 1890m
04 July 2025 - 19:39
Track Rating: Good 4, Weather: Fine, Rail Position: +3m 800m-400m; +4m Remainder



Section	Overall	1600m	1400m	1200m	1000m	800m	600m	400m	200m				
Section Times	2:07.74 [6] (0:23.08)	1:44.66 [4] (0:11.26)	1:33.40 [3] (0:11.74)	1:21.66 [3] (0:12.26)	1:09.40 [2] (0:13.18)	0:56.22 [4] (0:13.34)	0:42.88 [6] (0:13.77)	0:29.11 [6] (0:14.15)	0:14.96 [6] (0:14.96)				
Average Speed [km/h]	48.7	62.6	61.0	58.4	55.5	54.4	53.4	50.9	48.0				
Top Speed [km/h]	63.2	64.7	64.8	63.0	59.6	56.2	55.3	53.2	51.2				
Avg. Dist. to Rail [m]	4.2	1.4	2.5	4.1	4.0	3.3	2.5	0.9	0.5				
Avg. Stride Freq. [Hz]	2.3	2.3	2.2	2.3	2.2	2.2	2.2	2.2	2.1				
Avg. Stride Length [m]	5.9	7.7	7.6	7.2	6.9	6.8	6.7	6.5	6.5				





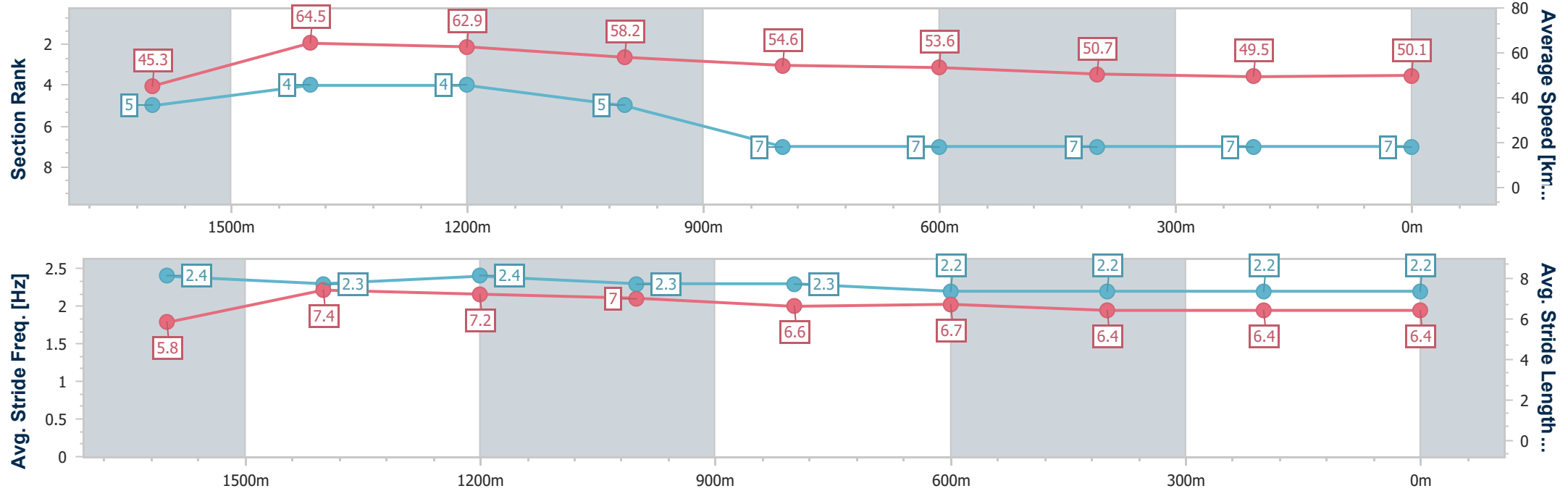
Horse/Jockey Name	I'm That Guy
Final Rank	7
Fastest Section Time (Section)	0:11.20 (1600m)
Top Speed [km/h] (Section)	65.9 (1600m)
Race State	Finished



ToowoombaProfessional
Race 6: LIVEWIRED ELECTRICAL Maiden Handicap - 1890m
04 July 2025 - 19:39
Track Rating: Good 4, Weather: Fine, Rail Position: +3m 800m-400m; +4m Remainder



Section	Overall	1600m	1400m	1200m	1000m	800m	600m	400m	200m				
Section Times	2:08.59 [7] (0:23.21)	1:45.38 [5] (0:11.20)	1:34.18 [4] (0:11.74)	1:22.44 [4] (0:12.43)	1:10.01 [5] (0:13.43)	0:56.58 [7] (0:13.54)	0:43.04 [7] (0:14.14)	0:28.90 [7] (0:14.48)	0:14.42 [7] (0:14.42)				
Average Speed [km/h]	45.3	64.5	62.9	58.2	54.6	53.6	50.7	49.5	50.1				
Top Speed [km/h]	63.2	65.9	65.7	61.3	56.3	54.6	53.0	50.6	50.8				
Avg. Dist. to Rail [m]	4.5	2.6	4.9	6.3	5.4	1.5	0.9	0.5	0.6				
Avg. Stride Freq. [Hz]	2.4	2.3	2.4	2.3	2.3	2.2	2.2	2.2	2.2				
Avg. Stride Length [m]	5.8	7.4	7.2	7.0	6.6	6.7	6.4	6.4	6.4				





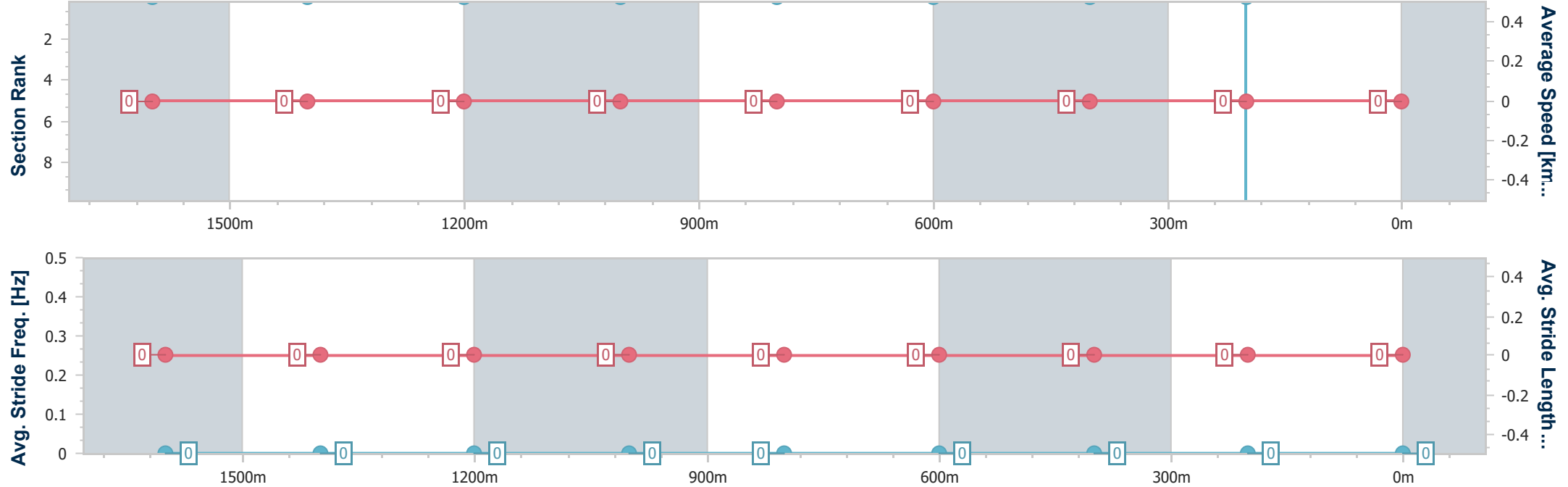
Horse/Jockey Name	Lucifer The Cat
Final Rank	2147483647
Fastest Section Time (Section)	0:00.00 (Overall)
Top Speed [km/h] (Section)	--.-
Race State	DidNotFinish



ToowoombaProfessional
Race 6: LIVEWIRED ELECTRICAL Maiden Handicap - 1890m
04 July 2025 - 19:39
Track Rating: Good 4, Weather: Fine, Rail Position: +3m 800m-400m; +4m Remainder



Section	Overall	1600m	1400m	1200m	1000m	800m	600m	400m	200m				
Section Times	--:--	--:--	--:--	--:--	--:--	--:--	--:--	--:--	--:--				
Average Speed [km/h]	0.0	0.0	0.0	0.0	0.0	0.0	0.0	0.0	0.0				
Top Speed [km/h]	--.-	--.-	--.-	--.-	--.-	--.-	--.-	--.-	--.-				
Avg. Dist. to Rail [m]	0.0	0.0	0.0	0.0	0.0	0.0	0.0	0.0	0.0				
Avg. Stride Freq. [Hz]	--.-	--.-	--.-	--.-	--.-	--.-	--.-	--.-	--.-				
Avg. Stride Length [m]	--.-	--.-	--.-	--.-	--.-	--.-	--.-	--.-	--.-				





Toowoomba Professional

Race 7: MORT & CO QTIS Three-Year-Old Maiden Handicap - 870m

04 July 2025 - 20:18



Track Rating: Good 4, Weather: Fine, Rail Position: +3m 800m-400m; +4m Remainder

Section						Overall	800m	600m	400m	200m	Last 600m			
Field Times						0:52.47 (0:06.81)	0:45.66 (0:10.87)	0:34.79 (0:11.49)	0:23.30 (0:11.47)	0:11.83 (0:11.83)	0:34.79			
Rank	TAB	Horse/Jockey	Barrier	Top Speed [km/h]	Fastest Section							Margin	Distance Travelled [m]	
1	4	CHASING TIME	7	68.6	0:06.83	0:52.47 [1]	0:45.64 [3]	0:34.79 [1]	0:23.30 [1]	0:11.83 [1]	0:52.47	0:34.79		
		Cobi Vitler		800m	Overall	(0:06.83)	(0:10.85)	(0:11.49)	(0:11.47)	(0:11.83)				
2	7	DOTTI BISKIT	3	66.5	0:06.81	0:52.61 [2]	0:45.80 [1]	0:34.68 [2]	0:23.08 [4]	0:11.70 [2]	0.8L	0:34.68 -5		
		Kyle Wilson-Taylor		800m	Overall	(0:06.81)	(0:11.12)	(0:11.60)	(0:11.38)	(0:11.70)				
3	8	SKY BLUE	8	67.1	0:06.91	0:52.63 [3]	0:45.72 [5]	0:34.47 [5]	0:23.16 [3]	0:11.70 [3]	0.9L	0:34.47 +1		
		Kelsey Lenton		600m	Overall	(0:06.91)	(0:11.25)	(0:11.31)	(0:11.46)	(0:11.70)				
4	5	JELAILA	5	65.6	0:06.82	0:52.78 [4]	0:45.96 [2]	0:34.65 [4]	0:23.02 [5]	0:11.52 [5]	1.7L	0:34.65 -2		
		Kenji Yoshida		800m	Overall	(0:06.82)	(0:11.31)	(0:11.63)	(0:11.50)	(0:11.52)				
5	2	DAY TO REMEMBER	6	65.9	0:06.88	0:52.97 [5]	0:46.09 [4]	0:34.89 [3]	0:23.51 [2]	0:11.87 [4]	2.7L	0:34.89 -3		
		Montanna Savva		800m	Overall	(0:06.88)	(0:11.20)	(0:11.38)	(0:11.64)	(0:11.87)				
6	3	IRONBRIDGE	1	64.4	0:07.27	0:54.96 [6]	0:47.69 [7]	0:36.16 [7]	0:24.40 [7]	0:12.41 [7]	14.2L	0:36.16 -7		
		Leah Martyn		800m	Overall	(0:07.27)	(0:11.53)	(0:11.76)	(0:11.99)	(0:12.41)				
7	6	CALL GIRL	2	64.6	0:07.22	0:55.03 [7]	0:47.81 [6]	0:36.28 [6]	0:24.51 [6]	0:12.48 [6]	14.5L	0:36.28 -1		
		Karl Zechner		800m	Overall	(0:07.22)	(0:11.53)	(0:11.77)	(0:12.03)	(0:12.48)				

Scratched: She's Got Grace (#11), Kingsland (#1), Rare Moon (#9), Moscow City (#10)



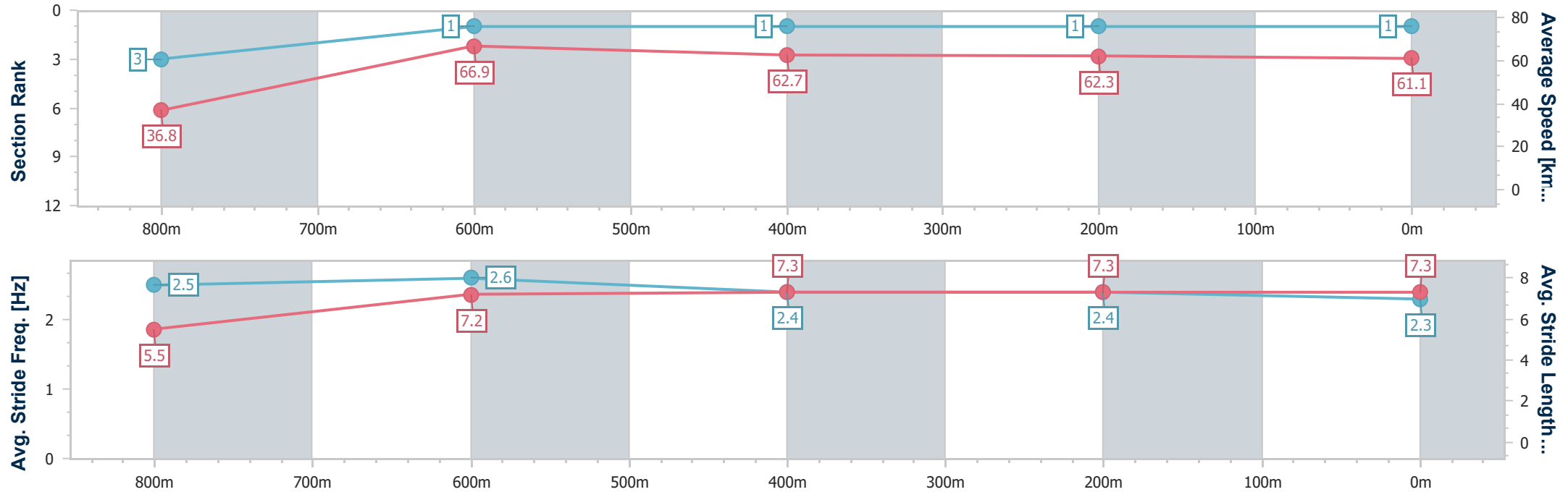
Horse/Jockey Name	Chasing Time
Final Rank	1
Fastest Section Time (Section)	0:06.83 (Overall)
Top Speed [km/h] (Section)	68.6 (800m)
Race State	Finished



ToowoombaProfessional
Race 7: MORT & CO QTIS Three-Year-Old Maiden Handicap - 870m
04 July 2025 - 20:18
Track Rating: Good 4, Weather: Fine, Rail Position: +3m 800m-400m; +4m Remainder



Section	Overall	800m	600m	400m	200m									
Section Times	0:52.47 [1] (0:06.83)	0:45.64 [3] (0:10.85)	0:34.79 [1] (0:11.49)	0:23.30 [1] (0:11.47)	0:11.83 [1] (0:11.83)									
Average Speed [km/h]	36.8	66.9	62.7	62.3	61.1									
Top Speed [km/h]	63.9	68.6	66.4	63.9	64.2									
Avg. Dist. to Rail [m]	2.2	3.7	1.0	1.5	1.0									
Avg. Stride Freq. [Hz]	2.5	2.6	2.4	2.4	2.3									
Avg. Stride Length [m]	5.5	7.2	7.3	7.3	7.3									





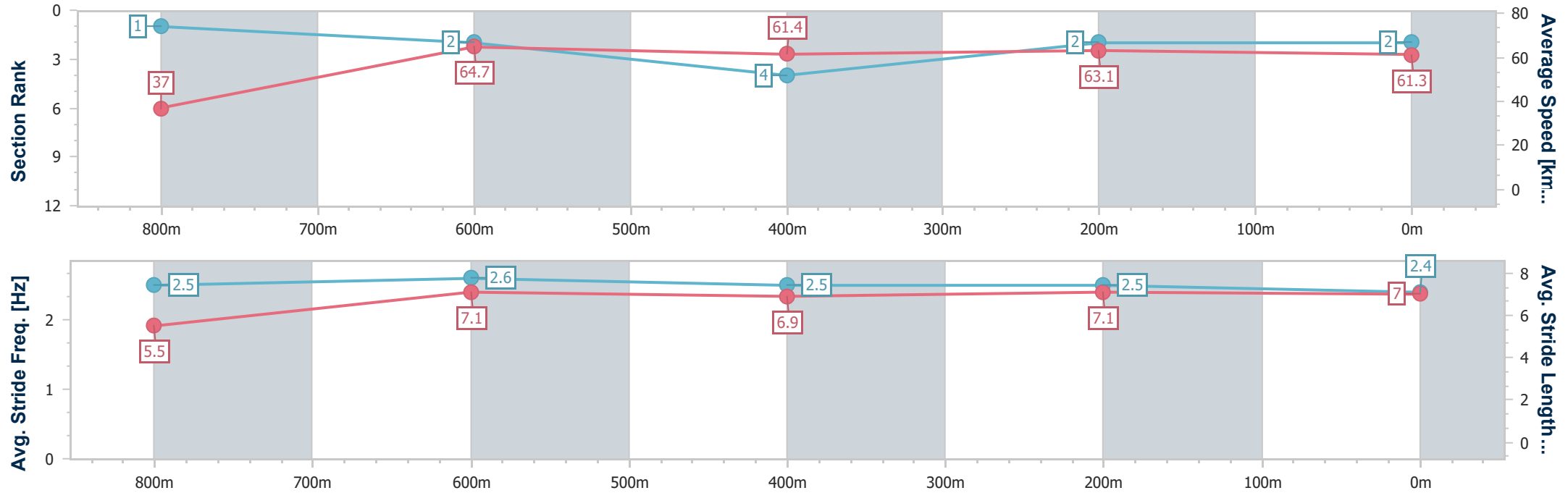
Horse/Jockey Name	Dotti Biskit
Final Rank	2
Fastest Section Time (Section)	0:06.81 (Overall)
Top Speed [km/h] (Section)	66.5 (800m)
Race State	Finished



ToowoombaProfessional
Race 7: MORT & CO QTIS Three-Year-Old Maiden Handicap - 870m
04 July 2025 - 20:18
Track Rating: Good 4, Weather: Fine, Rail Position: +3m 800m-400m; +4m Remainder



Section	Overall	800m	600m	400m	200m										
Section Times	0:52.61 [2] (0:06.81)	0:45.80 [1] (0:11.12)	0:34.68 [2] (0:11.60)	0:23.08 [4] (0:11.38)	0:11.70 [2] (0:11.70)										
Average Speed [km/h]	37.0	64.7	61.4	63.1	61.3										
Top Speed [km/h]	62.3	66.5	65.1	64.9	63.4										
Avg. Dist. to Rail [m]	3.2	1.1	1.9	1.2	0.8										
Avg. Stride Freq. [Hz]	2.5	2.6	2.5	2.5	2.4										
Avg. Stride Length [m]	5.5	7.1	6.9	7.1	7.0										





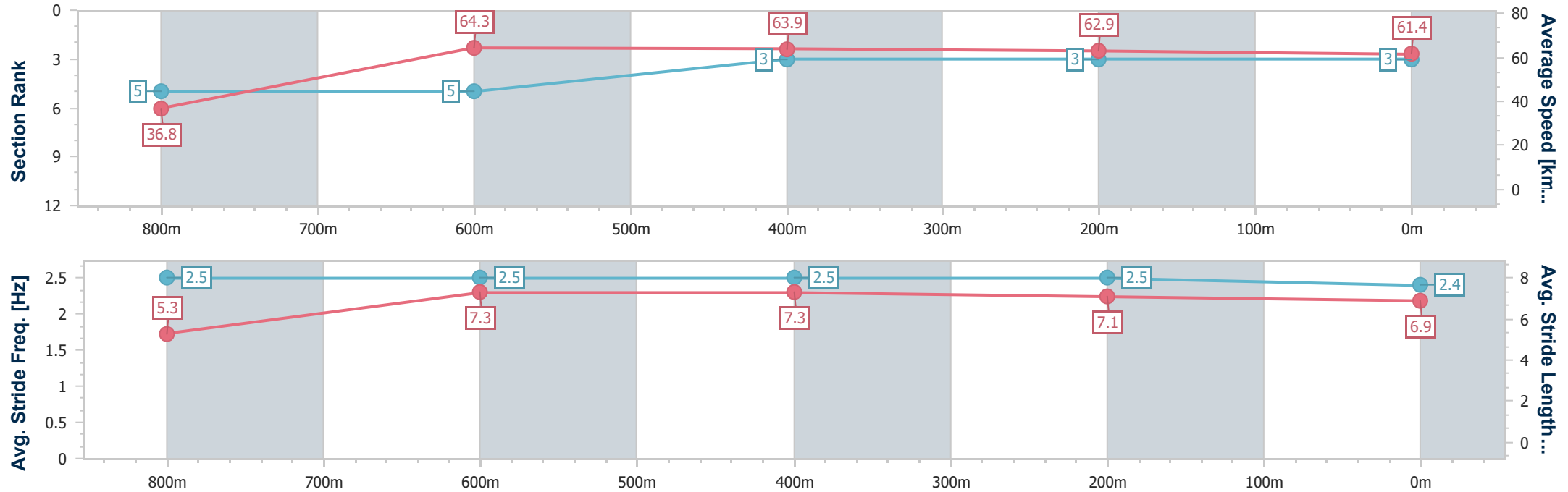
Horse/Jockey Name	Sky Blue
Final Rank	3
Fastest Section Time (Section)	0:06.91 (Overall)
Top Speed [km/h] (Section)	67.1 (600m)
Race State	Finished



ToowoombaProfessional
Race 7: MORT & CO QTIS Three-Year-Old Maiden Handicap - 870m
04 July 2025 - 20:18
Track Rating: Good 4, Weather: Fine, Rail Position: +3m 800m-400m; +4m Remainder



Section	Overall	800m	600m	400m	200m										
Section Times	0:52.63 [3] (0:06.91)	0:45.72 [5] (0:11.25)	0:34.47 [5] (0:11.31)	0:23.16 [3] (0:11.46)	0:11.70 [3] (0:11.70)										
Average Speed [km/h]	36.8	64.3	63.9	62.9	61.4										
Top Speed [km/h]	61.6	66.7	67.1	64.4	62.8										
Avg. Dist. to Rail [m]	3.2	2.4	1.1	2.1	3.4										
Avg. Stride Freq. [Hz]	2.5	2.5	2.5	2.5	2.4										
Avg. Stride Length [m]	5.3	7.3	7.3	7.1	6.9										





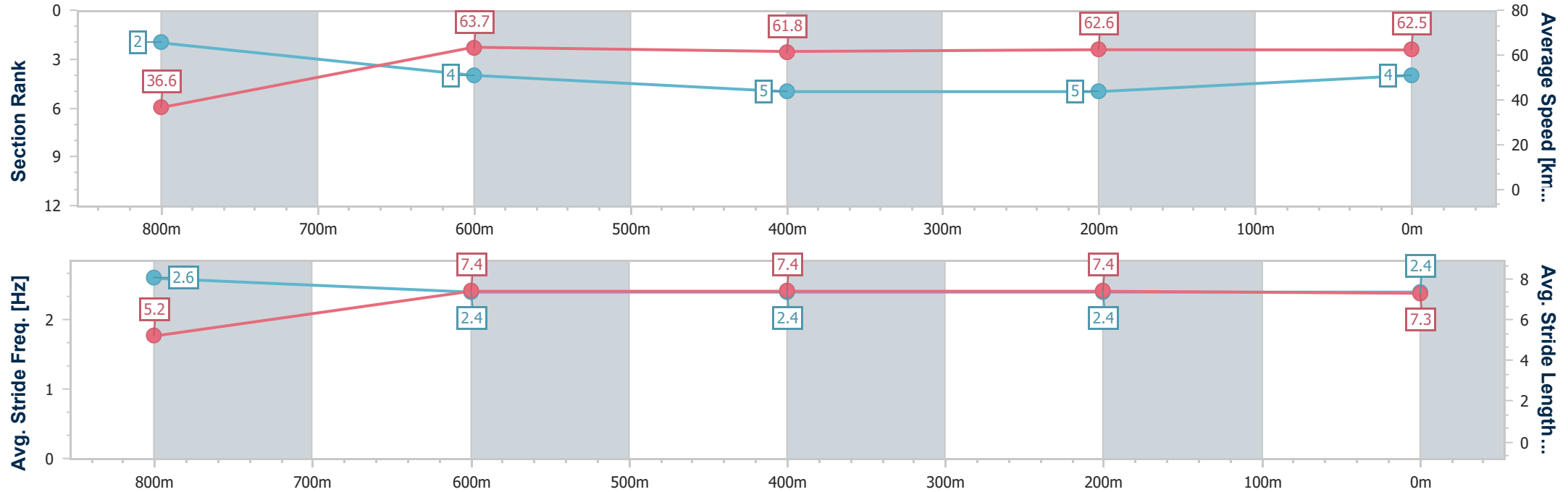
Horse/Jockey Name	Jelaila
Final Rank	4
Fastest Section Time (Section)	0:06.82 (Overall)
Top Speed [km/h] (Section)	65.6 (800m)
Race State	Finished



ToowoombaProfessional
Race 7: MORT & CO QTIS Three-Year-Old Maiden Handicap - 870m
04 July 2025 - 20:18
Track Rating: Good 4, Weather: Fine, Rail Position: +3m 800m-400m; +4m Remainder



Section	Overall	800m	600m	400m	200m										
Section Times	0:52.78 [4] (0:06.82)	0:45.96 [2] (0:11.31)	0:34.65 [4] (0:11.63)	0:23.02 [5] (0:11.50)	0:11.52 [5] (0:11.52)										
Average Speed [km/h]	36.6	63.7	61.8	62.6	62.5										
Top Speed [km/h]	62.2	65.6	64.7	64.5	63.8										
Avg. Dist. to Rail [m]	1.2	0.3	0.8	0.7	1.1										
Avg. Stride Freq. [Hz]	2.6	2.4	2.4	2.4	2.4										
Avg. Stride Length [m]	5.2	7.4	7.4	7.4	7.3										





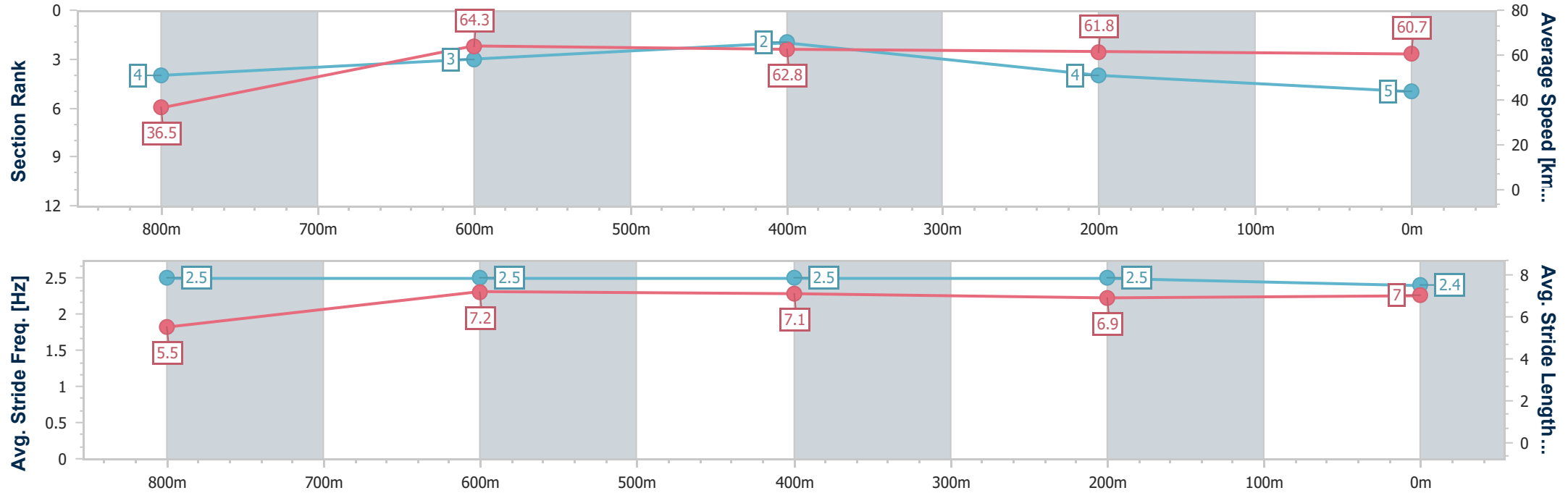
Horse/Jockey Name	Day To Remember
Final Rank	5
Fastest Section Time (Section)	0:06.88 (Overall)
Top Speed [km/h] (Section)	65.9 (800m)
Race State	Finished



ToowoombaProfessional
Race 7: MORT & CO QTIS Three-Year-Old Maiden Handicap - 870m
04 July 2025 - 20:18
Track Rating: Good 4, Weather: Fine, Rail Position: +3m 800m-400m; +4m Remainder



Section	Overall	800m	600m	400m	200m								
Section Times	0:52.97 [5] (0:06.88)	0:46.09 [4] (0:11.20)	0:34.89 [3] (0:11.38)	0:23.51 [2] (0:11.64)	0:11.87 [4] (0:11.87)								
Average Speed [km/h]	36.5	64.3	62.8	61.8	60.7								
Top Speed [km/h]	62.3	65.9	65.8	62.6	62.3								
Avg. Dist. to Rail [m]	0.5	1.0	1.2	1.2	2.5								
Avg. Stride Freq. [Hz]	2.5	2.5	2.5	2.5	2.4								
Avg. Stride Length [m]	5.5	7.2	7.1	6.9	7.0								





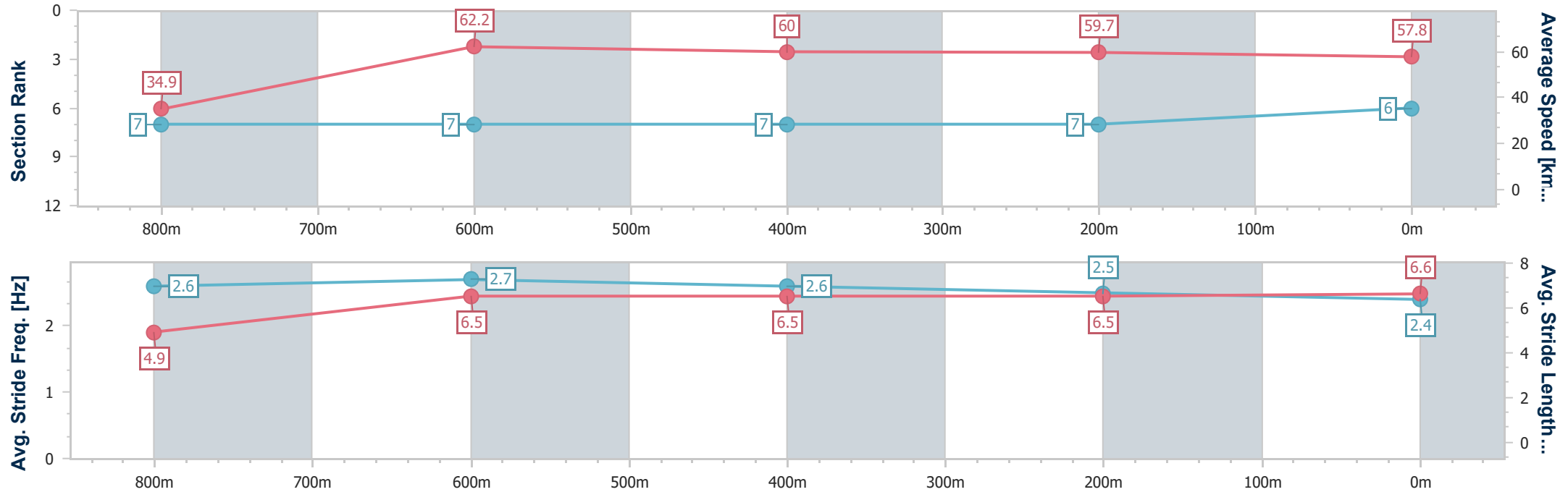
Horse/Jockey Name	Ironbridge
Final Rank	6
Fastest Section Time (Section)	0:07.27 (Overall)
Top Speed [km/h] (Section)	64.4 (800m)
Race State	Finished



ToowoombaProfessional
Race 7: MORT & CO QTIS Three-Year-Old Maiden Handicap - 870m
04 July 2025 - 20:18
Track Rating: Good 4, Weather: Fine, Rail Position: +3m 800m-400m; +4m Remainder



Section	Overall	800m	600m	400m	200m										
Section Times	0:54.96 [6] (0:07.27)	0:47.69 [7] (0:11.53)	0:36.16 [7] (0:11.76)	0:24.40 [7] (0:11.99)	0:12.41 [7] (0:12.41)										
Average Speed [km/h]	34.9	62.2	60.0	59.7	57.8										
Top Speed [km/h]	59.5	64.4	62.4	61.4	58.8										
Avg. Dist. to Rail [m]	3.2	1.4	3.3	1.9	2.9										
Avg. Stride Freq. [Hz]	2.6	2.7	2.6	2.5	2.4										
Avg. Stride Length [m]	4.9	6.5	6.5	6.5	6.6										





Horse/Jockey Name	Call Girl
Final Rank	7
Fastest Section Time (Section)	0:07.22 (Overall)
Top Speed [km/h] (Section)	64.6 (800m)
Race State	Finished



ToowoombaProfessional
Race 7: MORT & CO QTIS Three-Year-Old Maiden Handicap - 870m
04 July 2025 - 20:18
Track Rating: Good 4, Weather: Fine, Rail Position: +3m 800m-400m; +4m Remainder



Section	Overall	800m	600m	400m	200m									
Section Times	0:55.03 [7] (0:07.22)	0:47.81 [6] (0:11.53)	0:36.28 [6] (0:11.77)	0:24.51 [6] (0:12.03)	0:12.48 [6] (0:12.48)									
Average Speed [km/h]	34.7	62.6	61.0	60.0	57.6									
Top Speed [km/h]	60.2	64.6	62.6	61.7	58.4									
Avg. Dist. to Rail [m]	2.9	0.7	0.7	1.3	3.8									
Avg. Stride Freq. [Hz]	2.4	2.5	2.5	2.5	2.4									
Avg. Stride Length [m]	5.2	7.1	7.0	6.7	6.7									

