



Aquis Park Gold Coast Professional
Race 1: GOLD COAST BOWLS & COMMUNITY CLUB Maiden Plate - 2208m

05 July 2025 - 11:58



Track Rating: Soft 5, Weather: Fine, Rail Position: +3m 1000m-350m Cutaway Applies; True Remainder

Section						Overall	2000m	1800m	1600m	1400m	1200m	1000m	Last 600m		
Field Times						2:19.10 (0:14.55)	2:04.55 (0:11.39)	1:53.16 (0:12.29)	1:40.87 (0:13.02)	1:27.85 (0:12.85)	1:15.00 (0:12.60)	1:02.40 (0:12.37)	0:37.75		
Rank	TAB	Horse/Jockey	Barrier	Top Speed [km/h]	Fastest Section										Distance Travelled [m]
1	6	STATE OF AFFAIRS	3	62.7	0:11.94	2:19.10 [1]	2:04.10 [6]	1:52.16 [6]	1:39.84 [6]	1:26.79 [6]	1:13.92 [7]	1:01.37 [6]	0:36.83		
		Danny Peisley		2000m	2000m	(0:15.00)	(0:11.94)	(0:12.32)	(0:13.05)	(0:12.87)	(0:12.55)	(0:12.33)			
2	8	CLASSIC SHIRAZ	4	62.7	0:11.86	2:19.81 [2]	2:04.89 [5]	1:53.03 [5]	1:40.77 [5]	1:27.69 [5]	1:14.83 [5]	1:02.16 [5]	0:37.52	-7	
		Yvette Lewis		2000m	2000m	(0:14.92)	(0:11.86)	(0:12.26)	(0:13.08)	(0:12.86)	(0:12.67)	(0:12.29)			
3	1	O'CALDINO	6	65.2	0:11.37	2:19.83 [3]	2:05.26 [2]	1:53.89 [1]	1:41.60 [1]	1:28.58 [1]	1:15.73 [1]	1:03.13 [1]	0:38.48	-9	
		Brandon Lerena		2000m	2000m	(0:14.57)	(0:11.37)	(0:12.29)	(0:13.02)	(0:12.85)	(0:12.60)	(0:12.37)			
4	7	KALBAR QUEEN	5	64.0	0:11.74	2:20.73 [4]	2:06.18 [1]	1:54.44 [3]	1:42.10 [3]	1:29.01 [3]	1:16.19 [3]	1:03.62 [3]	0:38.67	+3	
		Anthony Allen		Overall	2000m	(0:14.55)	(0:11.74)	(0:12.34)	(0:13.09)	(0:12.82)	(0:12.57)	(0:12.47)			
5	4	GREEN CHAI	2	63.4	0:11.82	2:21.09 [5]	2:06.41 [4]	1:54.59 [4]	1:42.32 [4]	1:29.29 [4]	1:16.55 [4]	1:03.87 [4]	0:38.93	-9	
		Siobhan Rutledge		Overall	2000m	(0:14.68)	(0:11.82)	(0:12.27)	(0:13.03)	(0:12.74)	(0:12.68)	(0:12.52)			
6	5	SCUTI	1	63.6	0:12.00	2:21.22 [6]	2:06.00 [7]	1:54.00 [7]	1:41.67 [7]	1:28.70 [7]	1:16.05 [6]	1:03.37 [7]	0:38.59	+0	
		Dylan Turner		Overall	2000m	(0:15.22)	(0:12.00)	(0:12.33)	(0:12.97)	(0:12.65)	(0:12.68)	(0:12.36)			
7	3	CIRCUS MAXIMUS	7	64.9	0:11.47	2:22.90 [7]	2:08.30 [3]	1:56.83 [2]	1:44.42 [2]	1:31.35 [2]	1:18.52 [2]	1:05.89 [2]	0:40.77	-7	
		Cobi Vitler		Overall	2000m	(0:14.60)	(0:11.47)	(0:12.41)	(0:13.07)	(0:12.83)	(0:12.63)	(0:12.56)			

Scratched: Ormond Road (#2)



Aquis Park Gold Coast Professional
Race 1: GOLD COAST BOWLS & COMMUNITY CLUB Maiden Plate - 2208m

05 July 2025 - 11:58



Track Rating: Soft 5, Weather: Fine, Rail Position: +3m 1000m-350m Cutaway Applies; True Remainder

Section		800m				600m				400m				200m				Last 600m	
Field Times		0:50.03 (0:12.28)				0:37.75 (0:12.65)				0:25.10 (0:12.59)				0:12.51 (0:12.51)				0:37.75	
Rank	TAB	Horse/Jockey	Barrier	Top Speed [km/h]	Fastest Section													Margin	Distance Travelled [m]
1	6	STATE OF AFFAIRS	3	62.7	0:11.94	0:49.04 [6]	0:36.83 [5]	0:24.81 [2]	0:12.51 [1]	2:19.10									0:36.83
		Danny Peisley		2000m	2000m	(0:12.21)	(0:12.02)	(0:12.30)	(0:12.51)										
2	8	CLASSIC SHIRAZ	4	62.7	0:11.86	0:49.87 [5]	0:37.52 [6]	0:25.13 [3]	0:12.73 [3]	4L									0:37.52 -7
		Yvette Lewis		2000m	2000m	(0:12.35)	(0:12.39)	(0:12.40)	(0:12.73)										
3	1	O'CALDINO	6	65.2	0:11.37	0:50.76 [1]	0:38.48 [1]	0:25.83 [1]	0:13.06 [2]	4.1L									0:38.48 -9
		Brandon Lerena		2000m	2000m	(0:12.28)	(0:12.65)	(0:12.77)	(0:13.06)										
4	7	KALBAR QUEEN	5	64.0	0:11.74	0:51.15 [3]	0:38.67 [2]	0:25.90 [5]	0:13.02 [4]	9.4L									0:38.67 +3
		Anthony Allen		Overall	2000m	(0:12.48)	(0:12.77)	(0:12.88)	(0:13.02)										
5	4	GREEN CHAI	2	63.4	0:11.82	0:51.35 [4]	0:38.93 [4]	0:26.34 [4]	0:13.30 [5]	11.4L									0:38.93 -9
		Siobhan Rutledge		Overall	2000m	(0:12.42)	(0:12.59)	(0:13.04)	(0:13.30)										
6	5	SCUTI	1	63.6	0:12.00	0:51.01 [7]	0:38.59 [7]	0:26.04 [7]	0:13.14 [6]	12.2L									0:38.59 +0
		Dylan Turner		Overall	2000m	(0:12.42)	(0:12.55)	(0:12.90)	(0:13.14)										
7	3	CIRCUS MAXIMUS	7	64.9	0:11.47	0:53.33 [2]	0:40.77 [3]	0:27.91 [6]	0:14.36 [7]	22L									0:40.77 -7
		Cobi Vitler		Overall	2000m	(0:12.56)	(0:12.86)	(0:13.55)	(0:14.36)										

Scratched: Ormond Road (#2)



Horse/Jockey Name	State Of Affairs
Final Rank	1
Fastest Section Time (Section)	0:11.94 (2000m)
Top Speed [km/h] (Section)	62.7 (2000m)
Race State	Finished



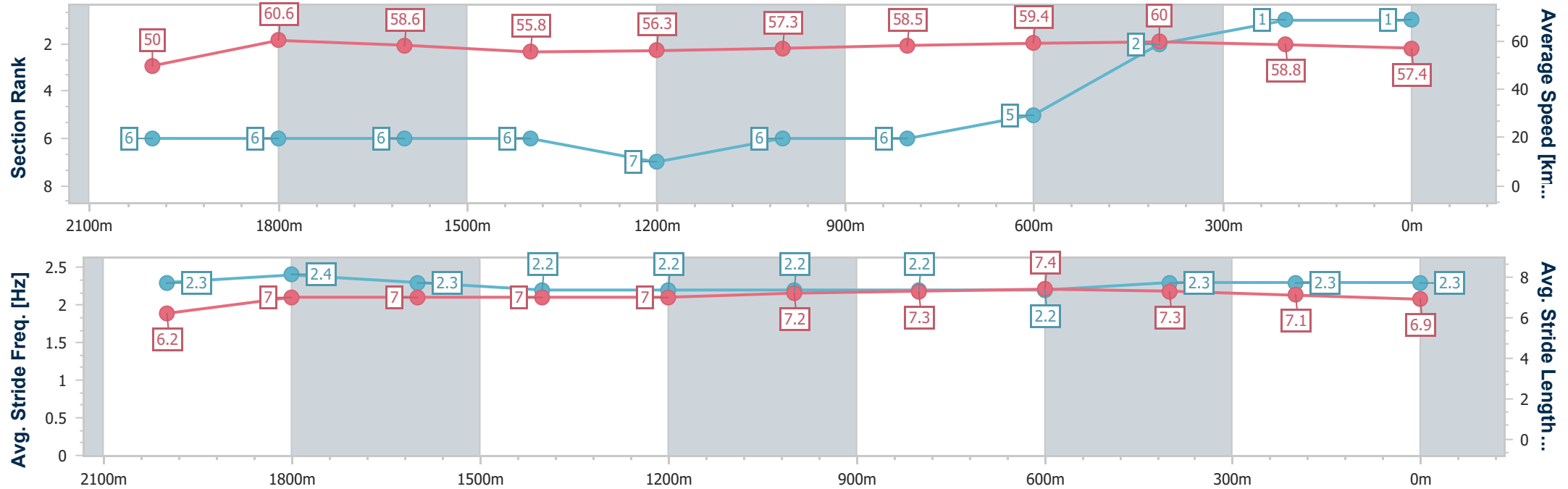
Aquis Park Gold CoastProfessional
Race 1: GOLD COAST BOWLS & COMMUNITY CLUB Maiden
Plate - 2208m



05 July 2025 - 11:58

Track Rating: Soft 5, Weather: Fine, Rail Position: +3m 1000m-350m
Cutaway Applies; True Remainder

Section	Overall	2000m	1800m	1600m	1400m	1200m	1000m	800m	600m	400m	200m		
Section Times	2:19.10 [1] (0:15.00)	2:04.10 [6] (0:11.94)	1:52.16 [6] (0:12.32)	1:39.84 [6] (0:13.05)	1:26.79 [6] (0:12.87)	1:13.92 [7] (0:12.55)	1:01.37 [6] (0:12.33)	0:49.04 [6] (0:12.21)	0:36.83 [5] (0:12.02)	0:24.81 [2] (0:12.30)	0:12.51 [1] (0:12.51)		
Average Speed [km/h]	50.0	60.6	58.6	55.8	56.3	57.3	58.5	59.4	60.0	58.8	57.4		
Top Speed [km/h]	62.3	62.7	59.9	56.9	57.9	58.9	60.0	60.9	61.4	59.4	58.0		
Avg. Dist. to Rail [m]	2.0	0.9	1.3	1.9	2.0	3.1	1.3	0.9	0.6	4.9	2.4		
Avg. Stride Freq. [Hz]	2.3	2.4	2.3	2.2	2.2	2.2	2.2	2.2	2.3	2.3	2.3		
Avg. Stride Length [m]	6.2	7.0	7.0	7.0	7.0	7.2	7.3	7.4	7.3	7.1	6.9		



- [] Ranking at each section and finish
- .-.- No data available at this section
- NA No data available



Horse/Jockey Name	Classic Shiraz
Final Rank	2
Fastest Section Time (Section)	0:11.86 (2000m)
Top Speed [km/h] (Section)	62.7 (2000m)
Race State	Finished



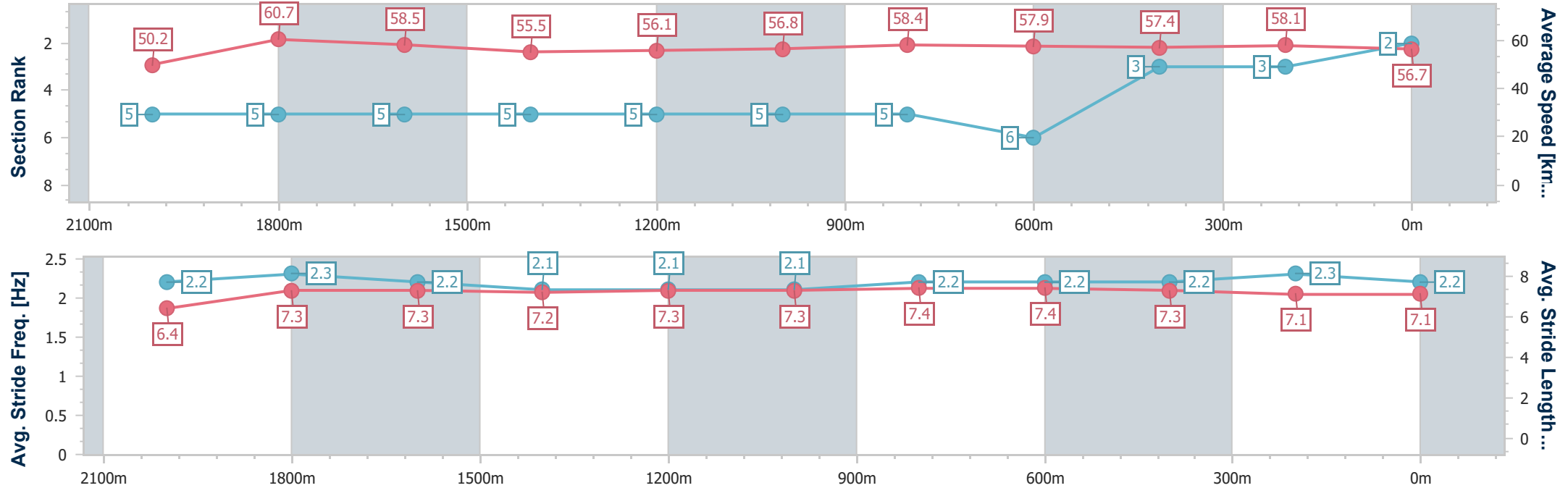
Aquis Park Gold CoastProfessional
Race 1: GOLD COAST BOWLS & COMMUNITY CLUB Maiden
Plate - 2208m



05 July 2025 - 11:58

Track Rating: Soft 5, Weather: Fine, Rail Position: +3m 1000m-350m
Cutaway Applies; True Remainder

Section	Overall	2000m	1800m	1600m	1400m	1200m	1000m	800m	600m	400m	200m		
Section Times	2:19.81 [2] (0:14.92)	2:04.89 [5] (0:11.86)	1:53.03 [5] (0:12.26)	1:40.77 [5] (0:13.08)	1:27.69 [5] (0:12.86)	1:14.83 [5] (0:12.67)	1:02.16 [5] (0:12.29)	0:49.87 [5] (0:12.35)	0:37.52 [6] (0:12.39)	0:25.13 [3] (0:12.40)	0:12.73 [3] (0:12.73)		
Average Speed [km/h]	50.2	60.7	58.5	55.5	56.1	56.8	58.4	57.9	57.4	58.1	56.7		
Top Speed [km/h]	62.4	62.7	59.7	56.5	57.3	58.1	59.7	58.8	59.1	59.3	57.5		
Avg. Dist. to Rail [m]	2.8	0.2	0.6	1.4	1.0	1.3	1.0	1.5	2.4	4.2	3.6		
Avg. Stride Freq. [Hz]	2.2	2.3	2.2	2.1	2.1	2.1	2.2	2.2	2.2	2.3	2.2		
Avg. Stride Length [m]	6.4	7.3	7.3	7.2	7.3	7.3	7.4	7.4	7.3	7.1	7.1		



- [] Ranking at each section and finish
- .-.- No data available at this section
- NA No data available



Horse/Jockey Name	O'caldino
Final Rank	3
Fastest Section Time (Section)	0:11.37 (2000m)
Top Speed [km/h] (Section)	65.2 (2000m)
Race State	Finished



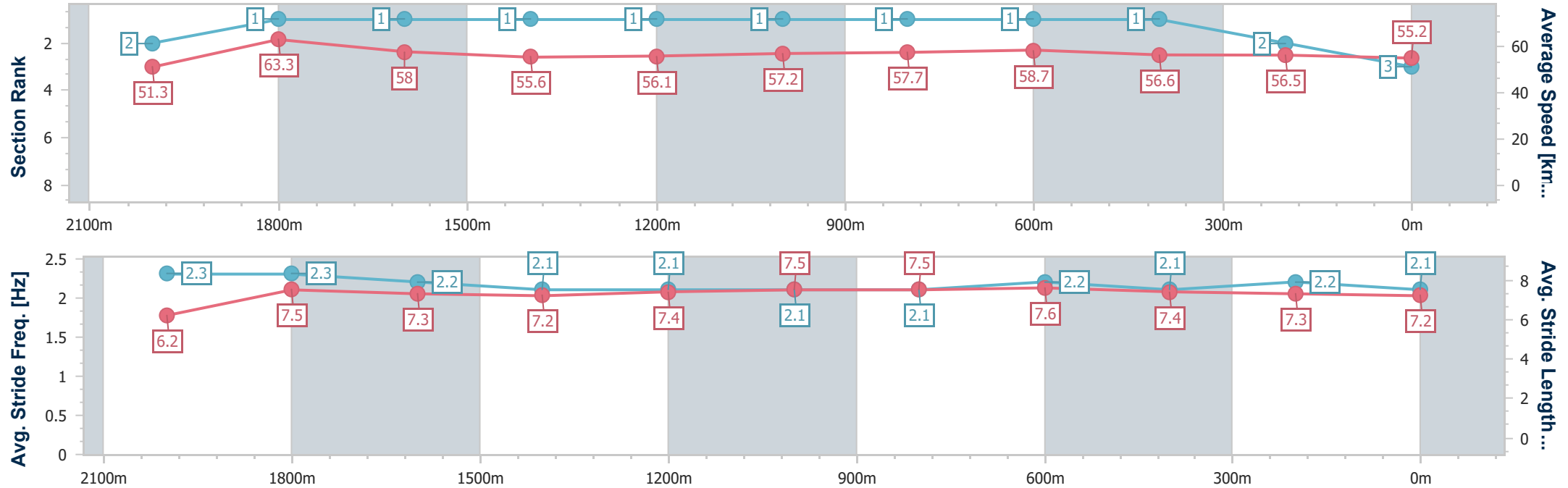
Aquis Park Gold CoastProfessional
Race 1: GOLD COAST BOWLS & COMMUNITY CLUB Maiden
Plate - 2208m



05 July 2025 - 11:58

Track Rating: Soft 5, Weather: Fine, Rail Position: +3m 1000m-350m
Cutaway Applies; True Remainder

Section	Overall	2000m	1800m	1600m	1400m	1200m	1000m	800m	600m	400m	200m		
Section Times	2:19.83 [3] (0:14.57)	2:05.26 [2] (0:11.37)	1:53.89 [1] (0:12.29)	1:41.60 [1] (0:13.02)	1:28.58 [1] (0:12.85)	1:15.73 [1] (0:12.60)	1:03.13 [1] (0:12.37)	0:50.76 [1] (0:12.28)	0:38.48 [1] (0:12.65)	0:25.83 [1] (0:12.77)	0:13.06 [2] (0:13.06)		
Average Speed [km/h]	51.3	63.3	58.0	55.6	56.1	57.2	57.7	58.7	56.6	56.5	55.2		
Top Speed [km/h]	65.0	65.2	60.0	56.9	56.8	57.8	58.9	59.6	57.2	57.6	56.1		
Avg. Dist. to Rail [m]	5.4	1.1	1.0	1.0	1.1	0.9	1.2	0.5	1.0	3.0	2.0		
Avg. Stride Freq. [Hz]	2.3	2.3	2.2	2.1	2.1	2.1	2.1	2.2	2.1	2.2	2.1		
Avg. Stride Length [m]	6.2	7.5	7.3	7.2	7.4	7.5	7.5	7.6	7.4	7.3	7.2		



- [] Ranking at each section and finish
- .-.- No data available at this section
- NA No data available



Horse/Jockey Name	Kalbar Queen
Final Rank	4
Fastest Section Time (Section)	0:11.74 (2000m)
Top Speed [km/h] (Section)	64.0 (Overall)
Race State	Finished



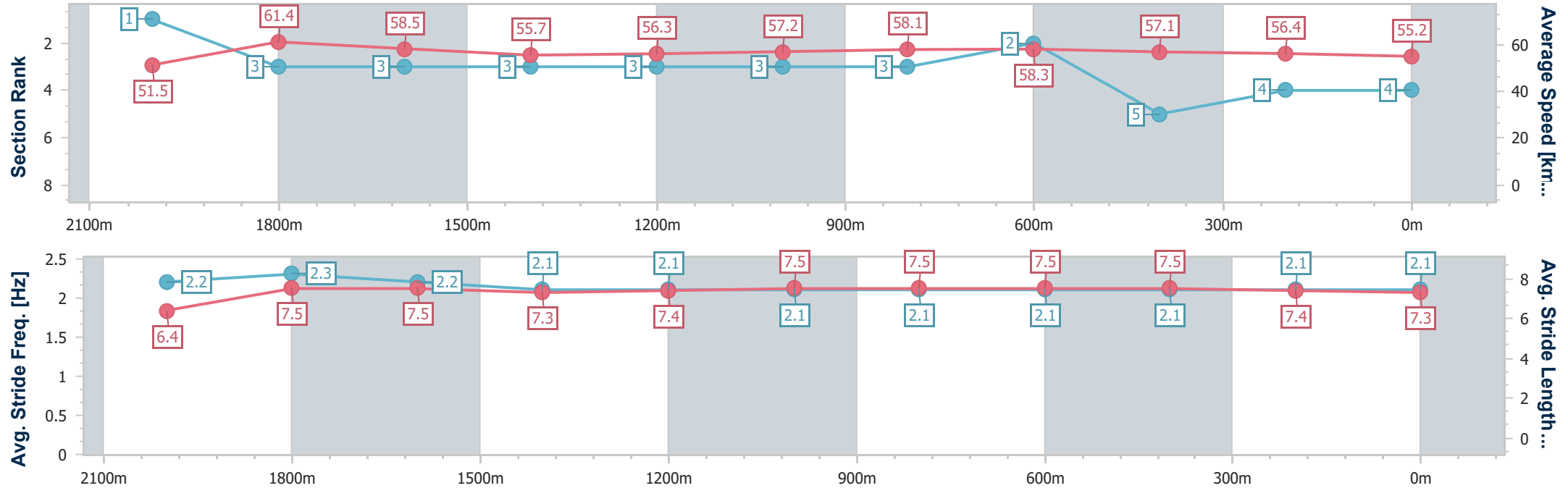
Aquis Park Gold CoastProfessional
Race 1: GOLD COAST BOWLS & COMMUNITY CLUB Maiden
Plate - 2208m



05 July 2025 - 11:58

Track Rating: Soft 5, Weather: Fine, Rail Position: +3m 1000m-350m
Cutaway Applies; True Remainder

Section	Overall	2000m	1800m	1600m	1400m	1200m	1000m	800m	600m	400m	200m		
Section Times	2:20.73 [4] (0:14.55)	2:06.18 [1] (0:11.74)	1:54.44 [3] (0:12.34)	1:42.10 [3] (0:13.09)	1:29.01 [3] (0:12.82)	1:16.19 [3] (0:12.57)	1:03.62 [3] (0:12.47)	0:51.15 [3] (0:12.48)	0:38.67 [2] (0:12.77)	0:25.90 [5] (0:12.88)	0:13.02 [4] (0:13.02)		
Average Speed [km/h]	51.5	61.4	58.5	55.7	56.3	57.2	58.1	58.3	57.1	56.4	55.2		
Top Speed [km/h]	64.0	63.7	59.8	57.6	57.2	58.2	58.9	58.7	57.8	57.1	55.8		
Avg. Dist. to Rail [m]	4.2	0.2	0.9	2.2	2.3	2.0	1.9	2.0	2.6	6.4	4.3		
Avg. Stride Freq. [Hz]	2.2	2.3	2.2	2.1	2.1	2.1	2.1	2.1	2.1	2.1	2.1		
Avg. Stride Length [m]	6.4	7.5	7.5	7.3	7.4	7.5	7.5	7.5	7.5	7.4	7.3		





Horse/Jockey Name	Green Chai
Final Rank	5
Fastest Section Time (Section)	0:11.82 (2000m)
Top Speed [km/h] (Section)	63.4 (Overall)
Race State	Finished



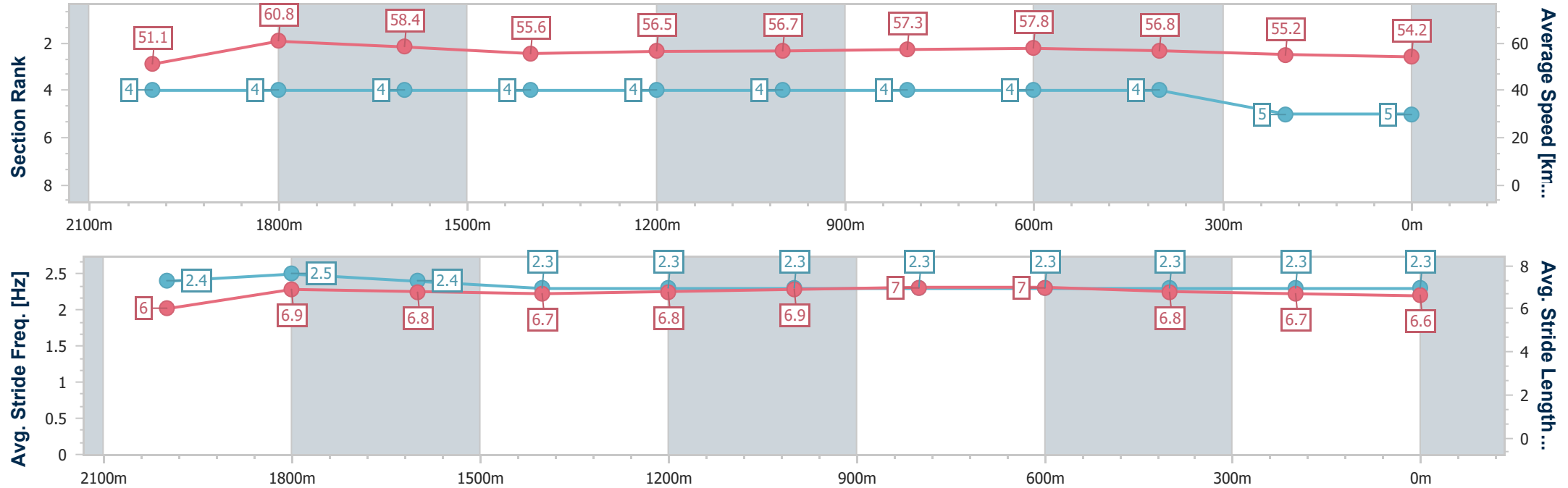
Aquis Park Gold CoastProfessional
Race 1: GOLD COAST BOWLS & COMMUNITY CLUB Maiden
Plate - 2208m



05 July 2025 - 11:58

Track Rating: Soft 5, Weather: Fine, Rail Position: +3m 1000m-350m
Cutaway Applies; True Remainder

Section	Overall	2000m	1800m	1600m	1400m	1200m	1000m	800m	600m	400m	200m		
Section Times	2:21.09 [5] (0:14.68)	2:06.41 [4] (0:11.82)	1:54.59 [4] (0:12.27)	1:42.32 [4] (0:13.03)	1:29.29 [4] (0:12.74)	1:16.55 [4] (0:12.68)	1:03.87 [4] (0:12.52)	0:51.35 [4] (0:12.42)	0:38.93 [4] (0:12.59)	0:26.34 [4] (0:13.04)	0:13.30 [5] (0:13.30)		
Average Speed [km/h]	51.1	60.8	58.4	55.6	56.5	56.7	57.3	57.8	56.8	55.2	54.2		
Top Speed [km/h]	63.4	63.4	60.2	57.8	57.3	57.4	58.1	58.6	58.1	55.8	55.0		
Avg. Dist. to Rail [m]	1.7	0.2	0.5	0.8	0.6	0.7	1.3	0.7	1.2	2.3	1.1		
Avg. Stride Freq. [Hz]	2.4	2.5	2.4	2.3	2.3	2.3	2.3	2.3	2.3	2.3	2.3		
Avg. Stride Length [m]	6.0	6.9	6.8	6.7	6.8	6.9	7.0	7.0	6.8	6.7	6.6		



- [] Ranking at each section and finish
- .-.- No data available at this section
- NA No data available



Horse/Jockey Name	Scuti
Final Rank	6
Fastest Section Time (Section)	0:12.00 (2000m)
Top Speed [km/h] (Section)	63.6 (Overall)
Race State	Finished



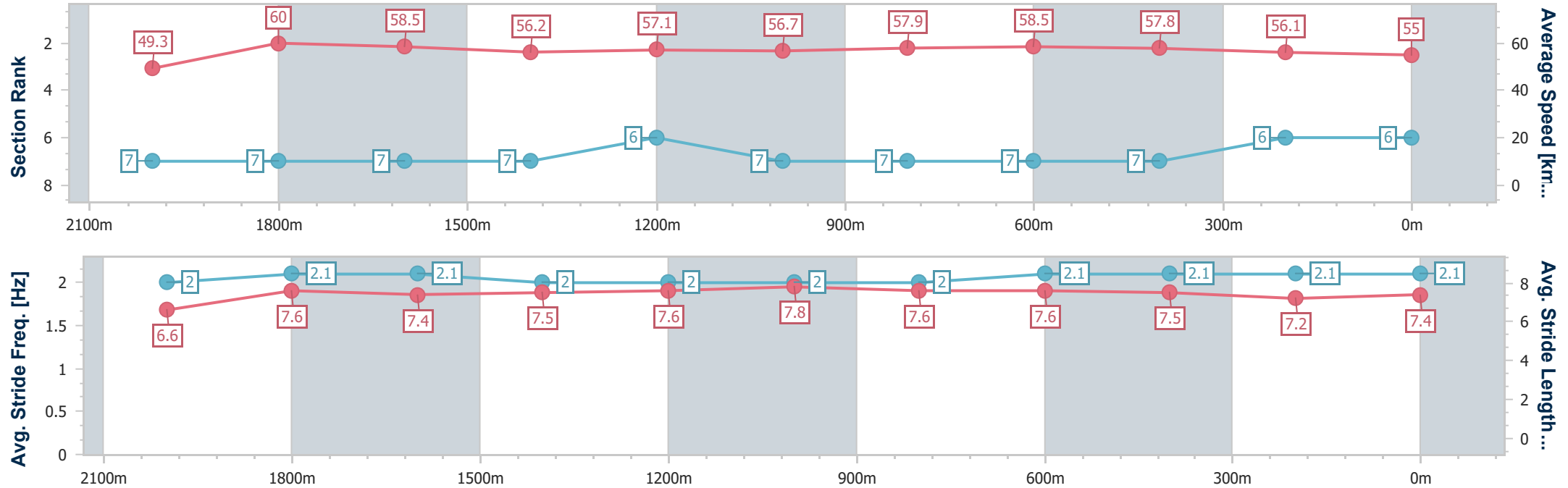
Aquis Park Gold CoastProfessional
Race 1: GOLD COAST BOWLS & COMMUNITY CLUB Maiden
Plate - 2208m



05 July 2025 - 11:58

Track Rating: Soft 5, Weather: Fine, Rail Position: +3m 1000m-350m
Cutaway Applies; True Remainder

Section	Overall	2000m	1800m	1600m	1400m	1200m	1000m	800m	600m	400m	200m		
Section Times	2:21.22 [6] (0:15.22)	2:06.00 [7] (0:12.00)	1:54.00 [7] (0:12.33)	1:41.67 [7] (0:12.97)	1:28.70 [7] (0:12.65)	1:16.05 [6] (0:12.68)	1:03.37 [7] (0:12.36)	0:51.01 [7] (0:12.42)	0:38.59 [7] (0:12.55)	0:26.04 [7] (0:12.90)	0:13.14 [6] (0:13.14)		
Average Speed [km/h]	49.3	60.0	58.5	56.2	57.1	56.7	57.9	58.5	57.8	56.1	55.0		
Top Speed [km/h]	63.6	62.5	60.2	57.7	58.3	58.6	58.7	59.1	58.6	56.4	56.0		
Avg. Dist. to Rail [m]	1.1	0.6	1.1	2.0	2.3	2.2	1.5	1.6	1.5	5.4	4.7		
Avg. Stride Freq. [Hz]	2.0	2.1	2.1	2.0	2.0	2.0	2.0	2.1	2.1	2.1	2.1		
Avg. Stride Length [m]	6.6	7.6	7.4	7.5	7.6	7.8	7.6	7.6	7.5	7.2	7.4		



- [] Ranking at each section and finish
- .-.- No data available at this section
- NA No data available



Horse/Jockey Name	Circus Maximus
Final Rank	7
Fastest Section Time (Section)	0:11.47 (2000m)
Top Speed [km/h] (Section)	64.9 (Overall)
Race State	Finished



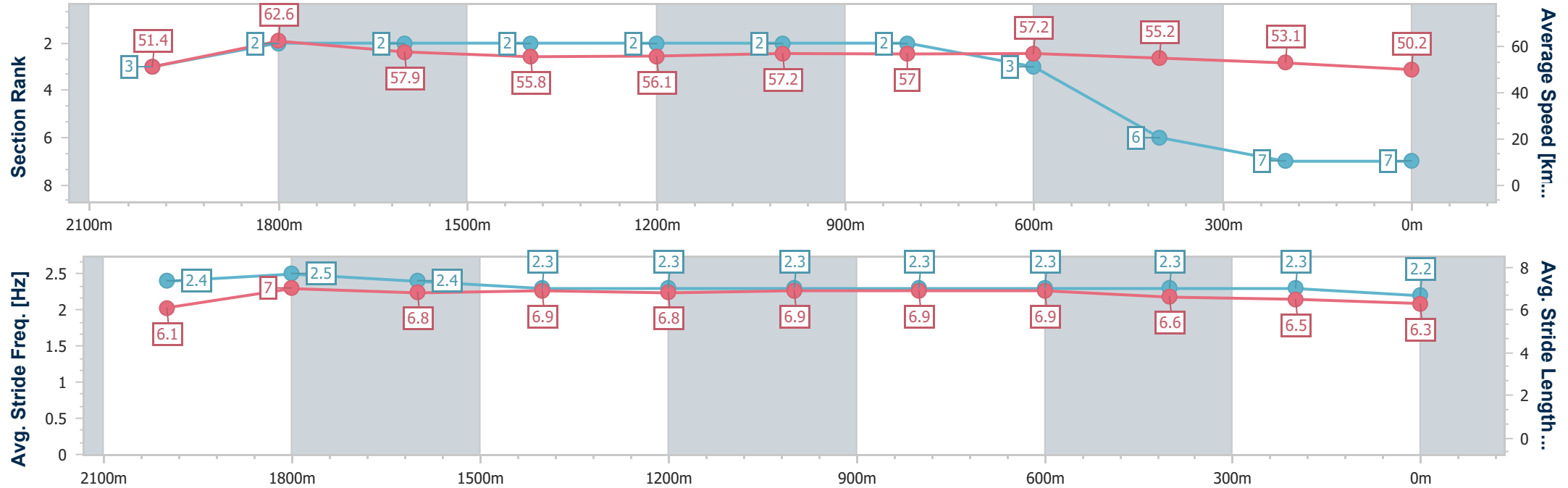
Aquis Park Gold CoastProfessional
Race 1: GOLD COAST BOWLS & COMMUNITY CLUB Maiden
Plate - 2208m



05 July 2025 - 11:58

Track Rating: Soft 5, Weather: Fine, Rail Position: +3m 1000m-350m
Cutaway Applies; True Remainder

Section	Overall	2000m	1800m	1600m	1400m	1200m	1000m	800m	600m	400m	200m		
Section Times	2:22.90 [7] (0:14.60)	2:08.30 [3] (0:11.47)	1:56.83 [2] (0:12.41)	1:44.42 [2] (0:13.07)	1:31.35 [2] (0:12.83)	1:18.52 [2] (0:12.63)	1:05.89 [2] (0:12.56)	0:53.33 [2] (0:12.56)	0:40.77 [3] (0:12.86)	0:27.91 [6] (0:13.55)	0:14.36 [7] (0:14.36)		
Average Speed [km/h]	51.4	62.6	57.9	55.8	56.1	57.2	57.0	57.2	55.2	53.1	50.2		
Top Speed [km/h]	64.9	64.5	60.3	56.8	56.7	58.9	58.7	58.7	56.5	54.0	54.2		
Avg. Dist. to Rail [m]	6.8	1.6	1.0	1.9	1.7	1.6	1.1	0.8	2.5	3.1	2.7		
Avg. Stride Freq. [Hz]	2.4	2.5	2.4	2.3	2.3	2.3	2.3	2.3	2.3	2.3	2.2		
Avg. Stride Length [m]	6.1	7.0	6.8	6.9	6.8	6.9	6.9	6.9	6.6	6.5	6.3		



[] Ranking at each section and finish
-.-.- No data available at this section
NA No data available

Aquis Park Gold Coast Professional

Race 2: MAKER'S MARK Maiden Plate - 1400m

05 July 2025 - 12:40

Track Rating: Soft 5, Weather: Fine, Rail Position: +3m 1000m-350m Cutaway Applies; True Remainder

Section		Overall				1200m	1000m	800m	600m	400m	Last 600m	
Field Times		1:24.63				1:10.45	0:59.42	0:48.04	0:36.39	0:24.65	0:36.39	
		(0:14.18)				(0:11.03)	(0:11.38)	(0:11.65)	(0:11.74)	(0:11.97)		
Rank	TAB	Horse/Jockey	Barrier	Top Speed [km/h]	Fastest Section							Distance Travelled [m]
1	3	BETTER NOT FORGET	12	67.6	0:11.03	1:24.63 [1]	1:10.45 [1]	0:59.42 [1]	0:48.04 [1]	0:36.39 [1]	0:24.65 [1]	0:36.39
		Cobi Vitler		Overall	1200m	(0:14.18)	(0:11.03)	(0:11.38)	(0:11.65)	(0:11.74)	(0:11.97)	
2	10	ROSSO LEVANTO	2	66.1	0:11.22	1:24.89 [2]	1:10.39 [5]	0:59.17 [6]	0:47.50 [6]	0:35.90 [6]	0:24.23 [5]	0:35.90 +0
		Rob Thorburn		1200m	1200m	(0:14.50)	(0:11.22)	(0:11.67)	(0:11.60)	(0:11.67)	(0:12.01)	
3	14	CASTELVETRANO	6	64.6	0:11.44	1:25.08 [3]	1:10.35 [8]	0:58.91 [9]	0:47.28 [9]	0:35.75 [8]	0:24.27 [7]	0:35.75 +5
		Kirk Matheson		600m	1200m	(0:14.73)	(0:11.44)	(0:11.63)	(0:11.53)	(0:11.48)	(0:11.92)	
4	5	CHAYSE 'N' PENNY	10	65.6	0:11.32	1:25.38 [4]	1:10.75 [7]	0:59.43 [7]	0:47.73 [7]	0:36.25 [7]	0:24.52 [8]	0:36.25 +2
		Anthony Allen		Overall	1200m	(0:14.63)	(0:11.32)	(0:11.70)	(0:11.48)	(0:11.73)	(0:11.93)	
5	2	BERTUS	7	65.4	0:11.25	1:25.45 [5]	1:10.43 [11]	0:59.18 [11]	0:47.46 [11]	0:35.83 [10]	0:24.17 [11]	0:35.83 +3
		Montana Philpot		1200m	1200m	(0:15.02)	(0:11.25)	(0:11.72)	(0:11.63)	(0:11.66)	(0:11.89)	
6	6	FLASH ONE HEY	13	66.0	0:11.44	1:25.62 [6]	1:10.55 [12]	0:59.10 [12]	0:47.39 [12]	0:35.86 [12]	0:24.42 [10]	0:35.86 -1
		Danny Peisley		Overall	600m	(0:15.07)	(0:11.45)	(0:11.71)	(0:11.53)	(0:11.44)	(0:11.91)	
7	11	SKIEDA	5	67.1	0:11.00	1:25.67 [7]	1:11.07 [6]	1:00.07 [4]	0:48.56 [4]	0:37.03 [3]	0:25.23 [3]	0:37.03 +3
		Stacey Callow		1200m	1200m	(0:14.60)	(0:11.00)	(0:11.51)	(0:11.53)	(0:11.80)	(0:12.27)	
8	15	SANS EGAL	9	69.2	0:11.05	1:25.84 [8]	1:11.44 [3]	1:00.39 [2]	0:48.92 [2]	0:37.33 [2]	0:25.56 [2]	0:37.33 +0
		Karl Zechner		1200m	1200m	(0:14.40)	(0:11.05)	(0:11.47)	(0:11.59)	(0:11.77)	(0:12.38)	
9	1	MUSTANG SNOOKS	1	65.4	0:11.35	1:26.26 [9]	1:11.48 [9]	1:00.13 [8]	0:48.50 [8]	0:36.87 [9]	0:25.28 [9]	0:36.87 +0
		Gregory Walters		1200m	1200m	(0:14.78)	(0:11.35)	(0:11.63)	(0:11.63)	(0:11.59)	(0:12.27)	
10	17	A ROYAL SORT	4	65.5	0:11.35	1:26.30 [10]	1:11.93 [2]	1:00.58 [5]	0:49.07 [5]	0:37.45 [5]	0:25.51 [6]	0:37.45 -1
		Micheal Hellyer		Overall	1200m	(0:14.37)	(0:11.35)	(0:11.51)	(0:11.62)	(0:11.94)	(0:12.38)	

Scratched: Ludwig (#7), Argerich (#8), Better Believe It (#9), Supido Rose (#13), Saturdays Girl (#16)



Aquis Park Gold Coast Professional
Race 2: MAKER'S MARK Maiden Plate - 1400m
05 July 2025 - 12:40



Track Rating: Soft 5, Weather: Fine, Rail Position: +3m 1000m-350m Cutaway Applies; True Remainder

Section						Overall	1200m	1000m	800m	600m	400m	Last 600m	
Field Times						1:24.63 (0:14.18)	1:10.45 (0:11.03)	0:59.42 (0:11.38)	0:48.04 (0:11.65)	0:36.39 (0:11.74)	0:24.65 (0:11.97)	0:36.39	
Rank	TAB	Horse/Jockey	Barrier	Top Speed [km/h]	Fastest Section							Distance Travelled [m]	
11	12	SPIRITUAL RHYTHM	3	66.8	0:11.15	1:26.58 [11]	1:12.18 [4]	1:01.03 [3]	0:49.53 [3]	0:37.91 [4]	0:26.05 [4]	0:37.91	+0
		Chelsea Baker		1200m	1200m	(0:14.40)	(0:11.15)	(0:11.50)	(0:11.62)	(0:11.86)	(0:12.40)		
12	4	BROCKAGH BOY	11	65.4	0:11.22	1:32.75 [12]	1:17.77 [10]	1:06.55 [10]	0:54.84 [10]	0:43.00 [11]	0:30.69 [12]	0:43.00	+1
		Dylan Turner		1200m	1200m	(0:14.98)	(0:11.22)	(0:11.71)	(0:11.84)	(0:12.31)	(0:14.25)		

Scratched: Ludwig (#7), Argerich (#8), Better Believe It (#9), Supido Rose (#13), Saturdays Girl (#16)



Aquis Park Gold Coast Professional
Race 2: MAKER'S MARK Maiden Plate - 1400m
05 July 2025 - 12:40



Track Rating: Soft 5, Weather: Fine, Rail Position: +3m 1000m-350m Cutaway Applies; True Remainder

Section Field Times				200m 0:12.68 (0:12.68)				Last 600m 0:36.39	
Rank	TAB	Horse/Jockey	Barrier	Top Speed [km/h]	Fastest Section	Margin		Distance Travelled [m]	
1	3	BETTER NOT FORGET	12	67.6	0:11.03	0:12.68 [1]	1:24.63	0:36.39	
		Cobi Vitler		Overall	1200m	(0:12.68)			
2	10	ROSSO LEVANTO	2	66.1	0:11.22	0:12.22 [3]	1.3L	0:35.90	+0
		Rob Thorburn		1200m	1200m	(0:12.22)			
3	14	CASTELVETRANO	6	64.6	0:11.44	0:12.35 [5]	2.3L	0:35.75	+5
		Kirk Matheson		600m	1200m	(0:12.35)			
4	5	CHAYSE 'N' PENNY	10	65.6	0:11.32	0:12.59 [6]	4.1L	0:36.25	+2
		Anthony Allen		Overall	1200m	(0:12.59)			
5	2	BERTUS	7	65.4	0:11.25	0:12.28 [10]	4.4L	0:35.83	+3
		Montana Philpot		1200m	1200m	(0:12.28)			
6	6	FLASH ONE HEY	13	66.0	0:11.44	0:12.51 [8]	5.4L	0:35.86	-1
		Danny Peisley		Overall	600m	(0:12.51)			
7	11	SKIEDA	5	67.1	0:11.00	0:12.96 [4]	5.6L	0:37.03	+3
		Stacey Callow		1200m	1200m	(0:12.96)			
8	15	SANS EGAL	9	69.2	0:11.05	0:13.18 [2]	6.6L	0:37.33	+0
		Karl Zechner		1200m	1200m	(0:13.18)			
9	1	MUSTANG SNOOKS	1	65.4	0:11.35	0:13.01 [11]	8.9L	0:36.87	+0
		Gregory Walters		1200m	1200m	(0:13.01)			
10	17	A ROYAL SORT	4	65.5	0:11.35	0:13.13 [9]	9.1L	0:37.45	-1
		Micheal Hellyer		Overall	1200m	(0:13.13)			

Scratched: Ludwig (#7), Argerich (#8), Better Believe It (#9), Supido Rose (#13), Saturdays Girl (#16)



Aquis Park Gold Coast Professional
Race 2: MAKER'S MARK Maiden Plate - 1400m
05 July 2025 - 12:40



Track Rating: Soft 5, Weather: Fine, Rail Position: +3m 1000m-350m Cutaway Applies; True Remainder

Section						200m		Last 600m	
Field Times						0:12.68 (0:12.68)		0:36.39	
Rank	TAB	Horse/Jockey	Barrier	Top Speed [km/h]	Fastest Section	Margin		Distance Travelled [m]	
11	12	SPIRITUAL RHYTHM	3	66.8	0:11.15	0:13.65 [7]	10.6L	0:37.91	+0
		Chelsea Baker		1200m	1200m	(0:13.65)			
12	4	BROCKAGH BOY	11	65.4	0:11.22	0:16.44 [12]	46.9L	0:43.00	+1
		Dylan Turner		1200m	1200m	(0:16.44)			

Scratched: Ludwig (#7), Argerich (#8), Better Believe It (#9), Supido Rose (#13), Saturdays Girl (#16)



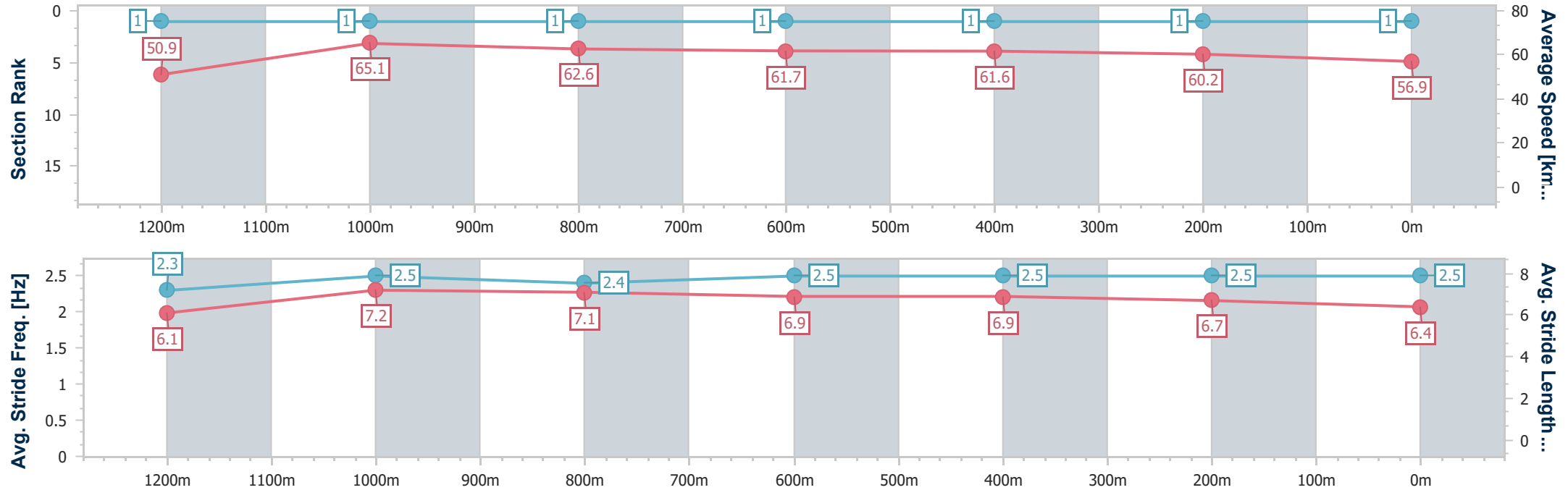
Horse/Jockey Name	Better Not Forget
Final Rank	1
Fastest Section Time (Section)	0:11.03 (1200m)
Top Speed [km/h] (Section)	67.6 (Overall)
Race State	Finished



Aquis Park Gold CoastProfessional
Race 2: MAKER'S MARK Maiden Plate - 1400m
05 July 2025 - 12:40
Track Rating: Soft 5, Weather: Fine, Rail Position: +3m 1000m-350m
Cutaway Applies; True Remainder



Section	Overall	1200m	1000m	800m	600m	400m	200m						
Section Times	1:24.63 [1] (0:14.18)	1:10.45 [1] (0:11.03)	0:59.42 [1] (0:11.38)	0:48.04 [1] (0:11.65)	0:36.39 [1] (0:11.74)	0:24.65 [1] (0:11.97)	0:12.68 [1] (0:12.68)						
Average Speed [km/h]	50.9	65.1	62.6	61.7	61.6	60.2	56.9						
Top Speed [km/h]	67.6	67.1	63.7	63.1	63.1	61.6	58.6						
Avg. Dist. to Rail [m]	12.6	2.2	2.4	0.9	0.8	2.6	3.1						
Avg. Stride Freq. [Hz]	2.3	2.5	2.4	2.5	2.5	2.5	2.5						
Avg. Stride Length [m]	6.1	7.2	7.1	6.9	6.9	6.7	6.4						





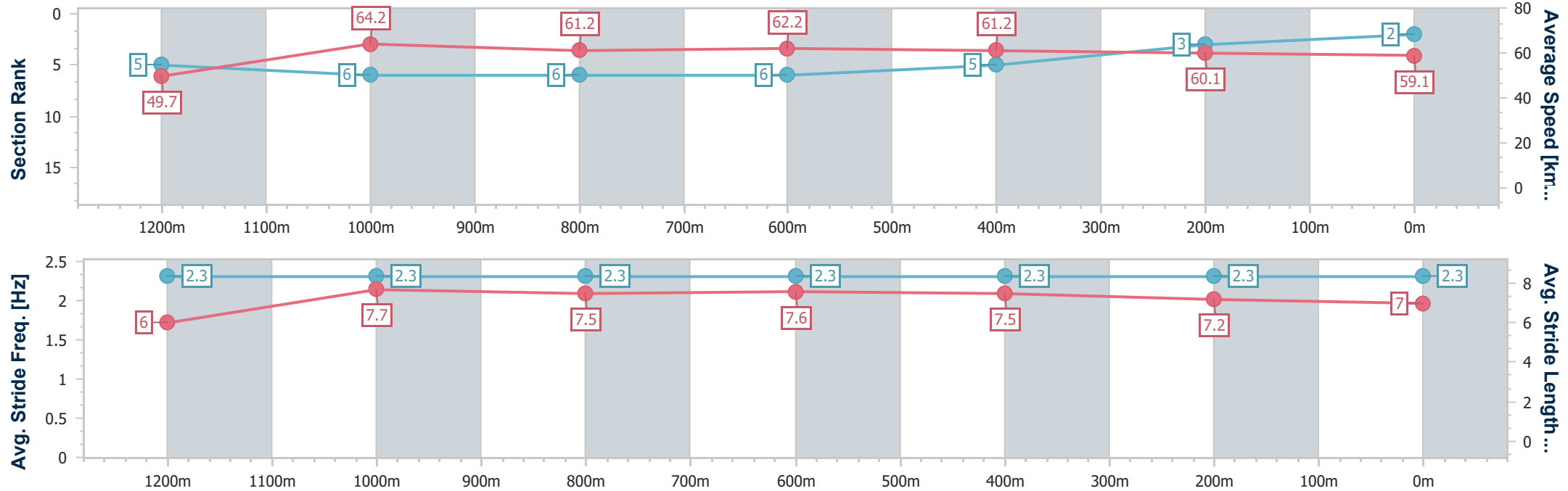
Horse/Jockey Name	Rosso Levanto
Final Rank	2
Fastest Section Time (Section)	0:11.22 (1200m)
Top Speed [km/h] (Section)	66.1 (1200m)
Race State	Finished



Aquis Park Gold CoastProfessional
Race 2: MAKER'S MARK Maiden Plate - 1400m
05 July 2025 - 12:40
Track Rating: Soft 5, Weather: Fine, Rail Position: +3m 1000m-350m
Cutaway Applies; True Remainder



Section	Overall	1200m	1000m	800m	600m	400m	200m						
Section Times	1:24.89 [2] (0:14.50)	1:10.39 [5] (0:11.22)	0:59.17 [6] (0:11.67)	0:47.50 [6] (0:11.60)	0:35.90 [6] (0:11.67)	0:24.23 [5] (0:12.01)	0:12.22 [3] (0:12.22)						
Average Speed [km/h]	49.7	64.2	61.2	62.2	61.2	60.1	59.1						
Top Speed [km/h]	65.6	66.1	62.2	63.1	63.0	61.3	61.3						
Avg. Dist. to Rail [m]	5.8	1.3	1.4	0.5	0.9	1.5	1.9						
Avg. Stride Freq. [Hz]	2.3	2.3	2.3	2.3	2.3	2.3	2.3						
Avg. Stride Length [m]	6.0	7.7	7.5	7.6	7.5	7.2	7.0						





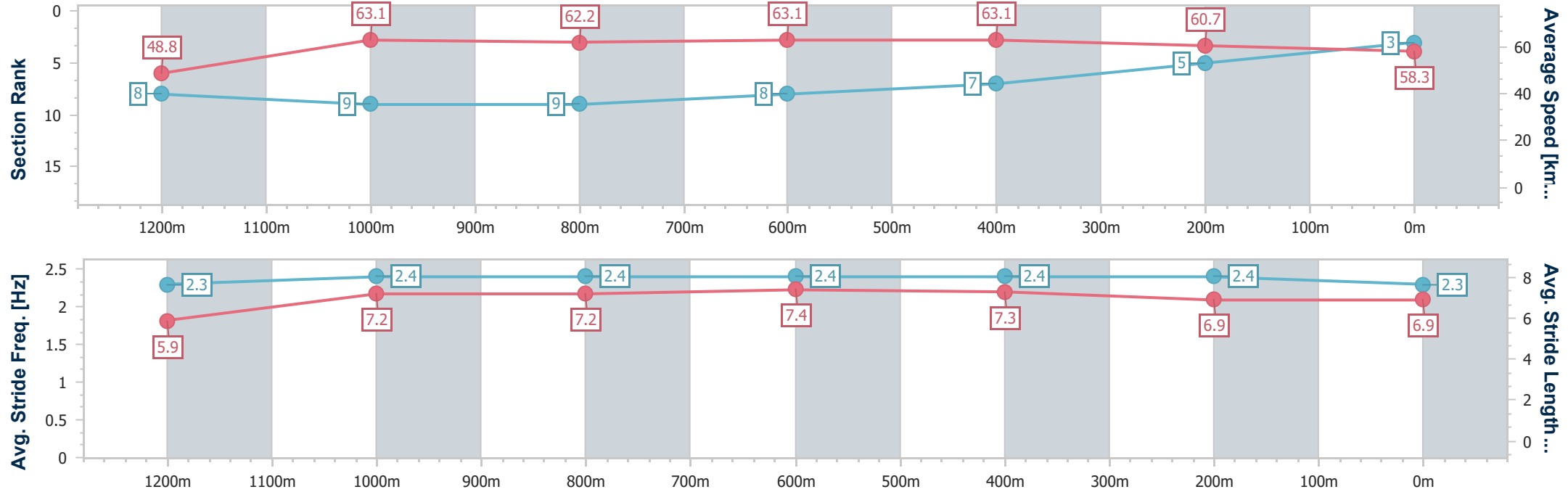
Horse/Jockey Name	Castelvetrano
Final Rank	3
Fastest Section Time (Section)	0:11.44 (1200m)
Top Speed [km/h] (Section)	64.6 (600m)
Race State	Finished



Aquis Park Gold CoastProfessional
Race 2: MAKER'S MARK Maiden Plate - 1400m
05 July 2025 - 12:40
Track Rating: Soft 5, Weather: Fine, Rail Position: +3m 1000m-350m
Cutaway Applies; True Remainder



Section	Overall	1200m	1000m	800m	600m	400m	200m						
Section Times	1:25.08 [3] (0:14.73)	1:10.35 [8] (0:11.44)	0:58.91 [9] (0:11.63)	0:47.28 [9] (0:11.53)	0:35.75 [8] (0:11.48)	0:24.27 [7] (0:11.92)	0:12.35 [5] (0:12.35)						
Average Speed [km/h]	48.8	63.1	62.2	63.1	63.1	60.7	58.3						
Top Speed [km/h]	64.0	64.2	64.0	64.0	64.6	61.8	59.8						
Avg. Dist. to Rail [m]	8.9	2.2	1.8	2.1	1.5	7.7	9.4						
Avg. Stride Freq. [Hz]	2.3	2.4	2.4	2.4	2.4	2.4	2.3						
Avg. Stride Length [m]	5.9	7.2	7.2	7.4	7.3	6.9	6.9						





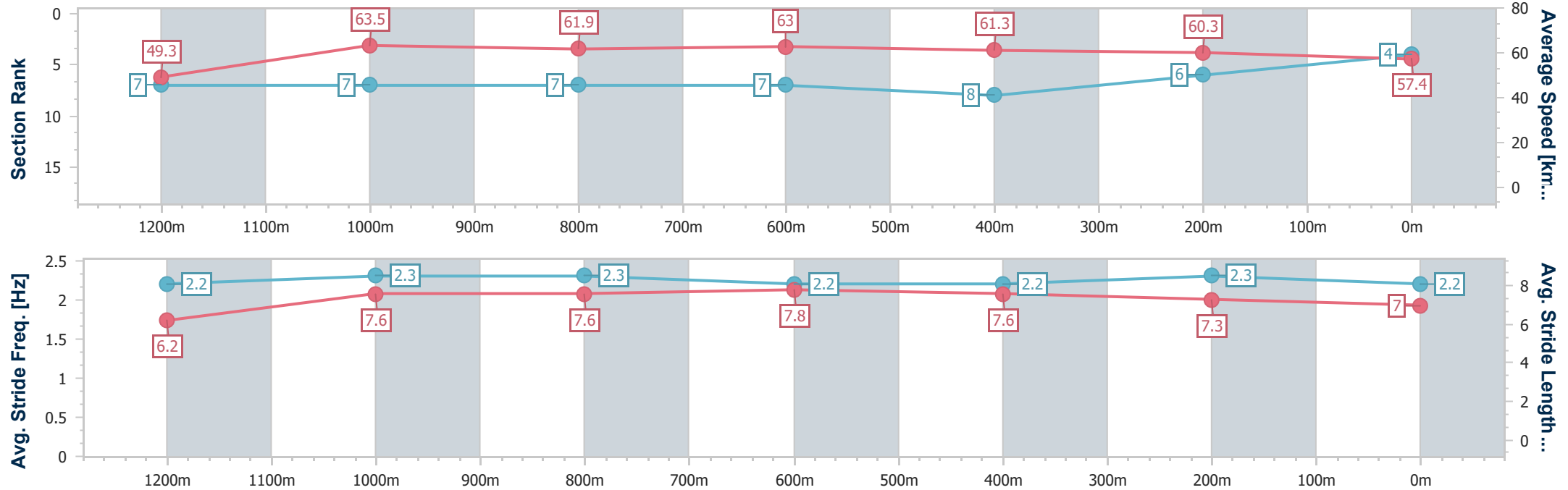
Horse/Jockey Name	Chayse 'N' Penny
Final Rank	4
Fastest Section Time (Section)	0:11.32 (1200m)
Top Speed [km/h] (Section)	65.6 (Overall)
Race State	Finished



Aquis Park Gold CoastProfessional
Race 2: MAKER'S MARK Maiden Plate - 1400m
05 July 2025 - 12:40
Track Rating: Soft 5, Weather: Fine, Rail Position: +3m 1000m-350m
Cutaway Applies; True Remainder



Section	Overall	1200m	1000m	800m	600m	400m	200m						
Section Times	1:25.38 [4] (0:14.63)	1:10.75 [7] (0:11.32)	0:59.43 [7] (0:11.70)	0:47.73 [7] (0:11.48)	0:36.25 [7] (0:11.73)	0:24.52 [8] (0:11.93)	0:12.59 [6] (0:12.59)						
Average Speed [km/h]	49.3	63.5	61.9	63.0	61.3	60.3	57.4						
Top Speed [km/h]	65.6	64.8	63.6	63.7	62.5	62.1	61.3						
Avg. Dist. to Rail [m]	12.8	3.6	1.5	0.7	0.6	3.8	3.0						
Avg. Stride Freq. [Hz]	2.2	2.3	2.3	2.2	2.2	2.3	2.2						
Avg. Stride Length [m]	6.2	7.6	7.6	7.8	7.6	7.3	7.0						





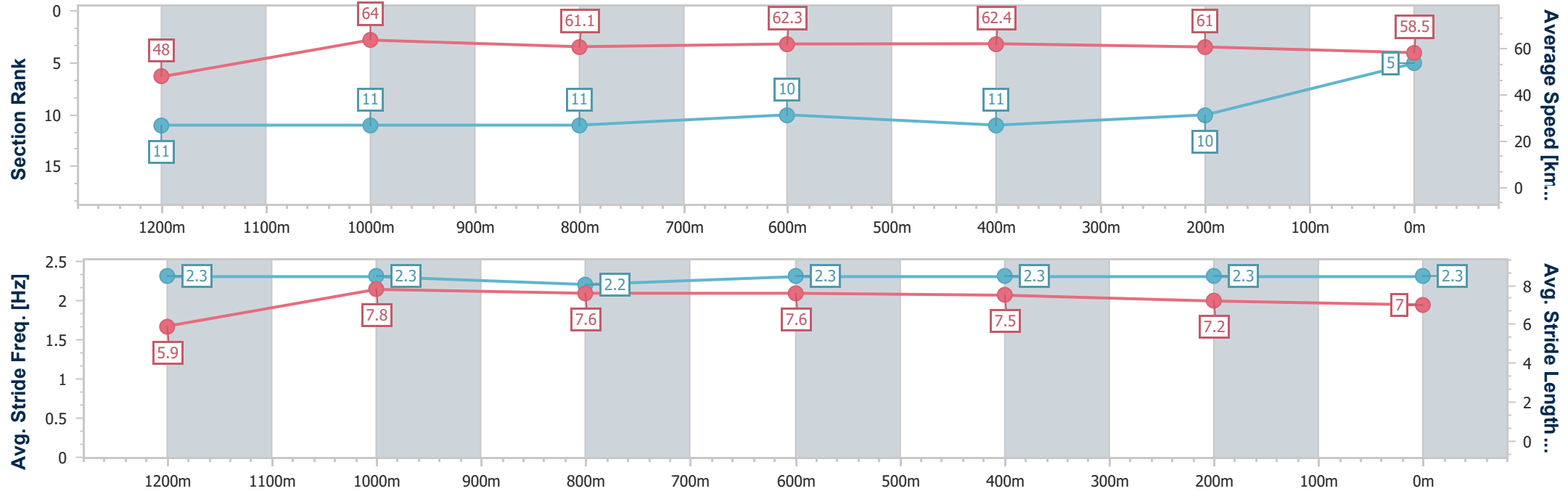
Horse/Jockey Name	Bertus
Final Rank	5
Fastest Section Time (Section)	0:11.25 (1200m)
Top Speed [km/h] (Section)	65.4 (1200m)
Race State	Finished



Aquis Park Gold CoastProfessional
Race 2: MAKER'S MARK Maiden Plate - 1400m
05 July 2025 - 12:40
Track Rating: Soft 5, Weather: Fine, Rail Position: +3m 1000m-350m
Cutaway Applies; True Remainder



Section	Overall	1200m	1000m	800m	600m	400m	200m						
Section Times	1:25.45 [5] (0:15.02)	1:10.43 [11] (0:11.25)	0:59.18 [11] (0:11.72)	0:47.46 [11] (0:11.63)	0:35.83 [10] (0:11.66)	0:24.17 [11] (0:11.89)	0:12.28 [10] (0:12.28)						
Average Speed [km/h]	48.0	64.0	61.1	62.3	62.4	61.0	58.5						
Top Speed [km/h]	64.3	65.4	62.3	63.9	64.2	62.3	61.3						
Avg. Dist. to Rail [m]	8.9	0.8	1.6	1.2	2.0	5.5	6.3						
Avg. Stride Freq. [Hz]	2.3	2.3	2.2	2.3	2.3	2.3	2.3						
Avg. Stride Length [m]	5.9	7.8	7.6	7.6	7.5	7.2	7.0						





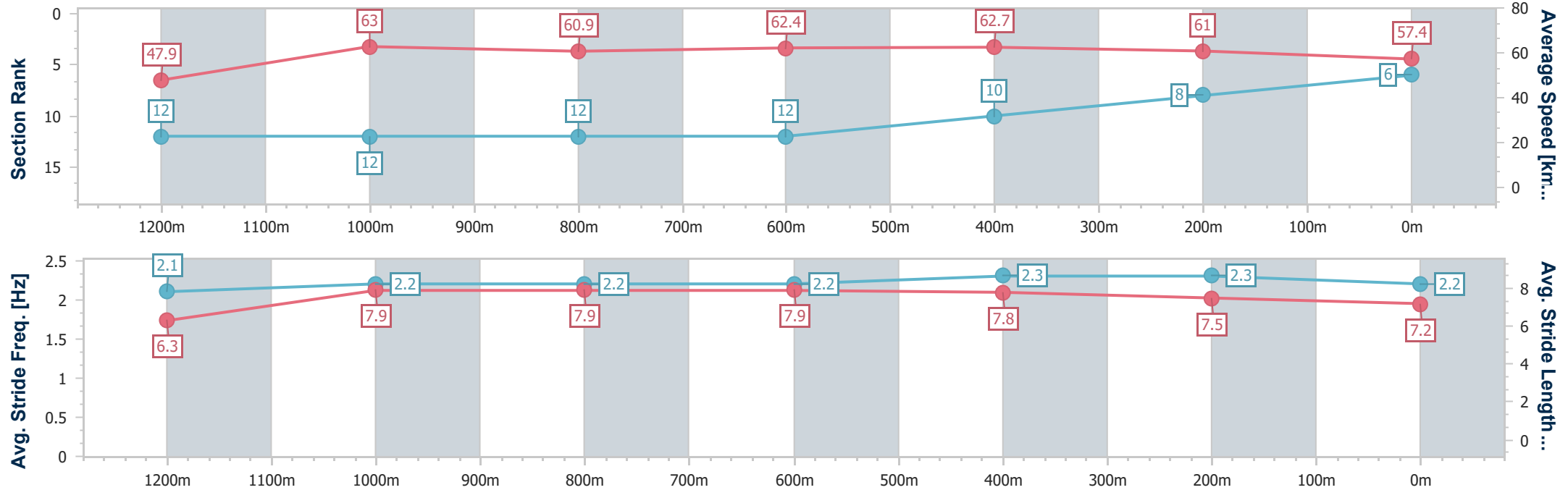
Horse/Jockey Name	Flash One Hey
Final Rank	6
Fastest Section Time (Section)	0:11.44 (600m)
Top Speed [km/h] (Section)	66.0 (Overall)
Race State	Finished



Aquis Park Gold CoastProfessional
Race 2: MAKER'S MARK Maiden Plate - 1400m
05 July 2025 - 12:40
Track Rating: Soft 5, Weather: Fine, Rail Position: +3m 1000m-350m
Cutaway Applies; True Remainder



Section	Overall	1200m	1000m	800m	600m	400m	200m						
Section Times	1:25.62 [6] (0:15.07)	1:10.55 [12] (0:11.45)	0:59.10 [12] (0:11.71)	0:47.39 [12] (0:11.53)	0:35.86 [12] (0:11.44)	0:24.42 [10] (0:11.91)	0:12.51 [8] (0:12.51)						
Average Speed [km/h]	47.9	63.0	60.9	62.4	62.7	61.0	57.4						
Top Speed [km/h]	66.0	65.9	63.2	64.2	63.9	61.9	59.1						
Avg. Dist. to Rail [m]	12.6	1.7	1.4	0.6	0.5	6.5	9.7						
Avg. Stride Freq. [Hz]	2.1	2.2	2.2	2.2	2.3	2.3	2.2						
Avg. Stride Length [m]	6.3	7.9	7.9	7.9	7.8	7.5	7.2						





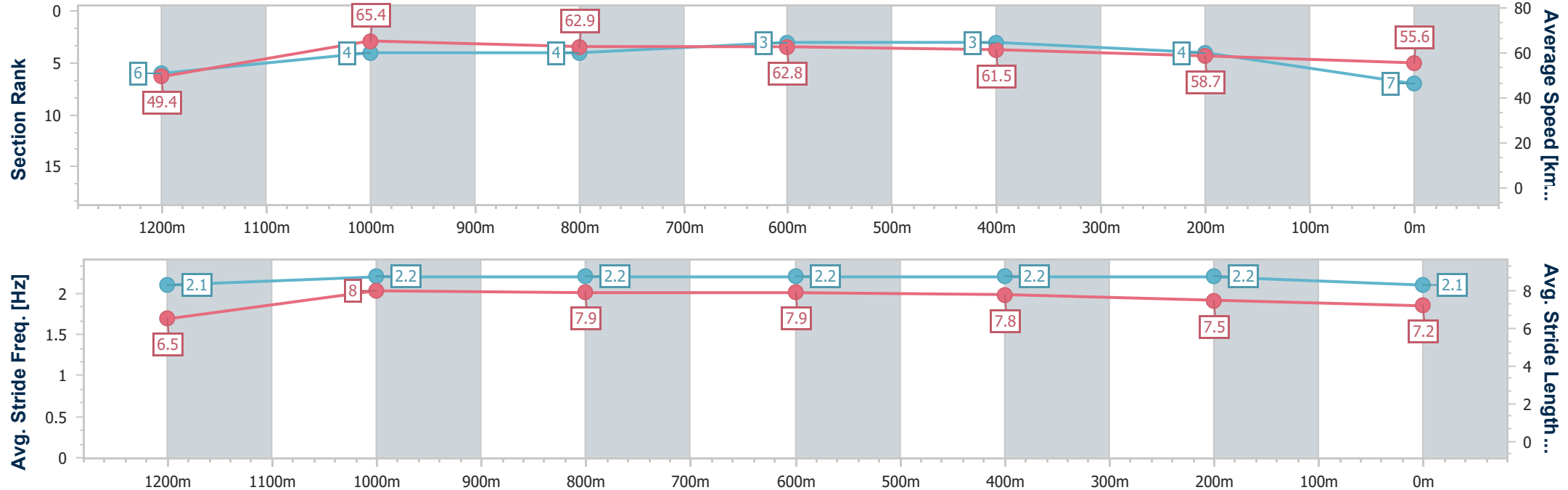
Horse/Jockey Name	Skieda
Final Rank	7
Fastest Section Time (Section)	0:11.00 (1200m)
Top Speed [km/h] (Section)	67.1 (1200m)
Race State	Finished



Aquis Park Gold CoastProfessional
Race 2: MAKER'S MARK Maiden Plate - 1400m
05 July 2025 - 12:40
Track Rating: Soft 5, Weather: Fine, Rail Position: +3m 1000m-350m
Cutaway Applies; True Remainder



Section	Overall	1200m	1000m	800m	600m	400m	200m						
Section Times	1:25.67 [7] (0:14.60)	1:11.07 [6] (0:11.00)	1:00.07 [4] (0:11.51)	0:48.56 [4] (0:11.53)	0:37.03 [3] (0:11.80)	0:25.23 [3] (0:12.27)	0:12.96 [4] (0:12.96)						
Average Speed [km/h]	49.4	65.4	62.9	62.8	61.5	58.7	55.6						
Top Speed [km/h]	66.5	67.1	63.4	63.2	62.8	59.2	58.2						
Avg. Dist. to Rail [m]	8.4	3.0	1.7	1.4	0.8	4.1	5.9						
Avg. Stride Freq. [Hz]	2.1	2.2	2.2	2.2	2.2	2.2	2.1						
Avg. Stride Length [m]	6.5	8.0	7.9	7.9	7.8	7.5	7.2						





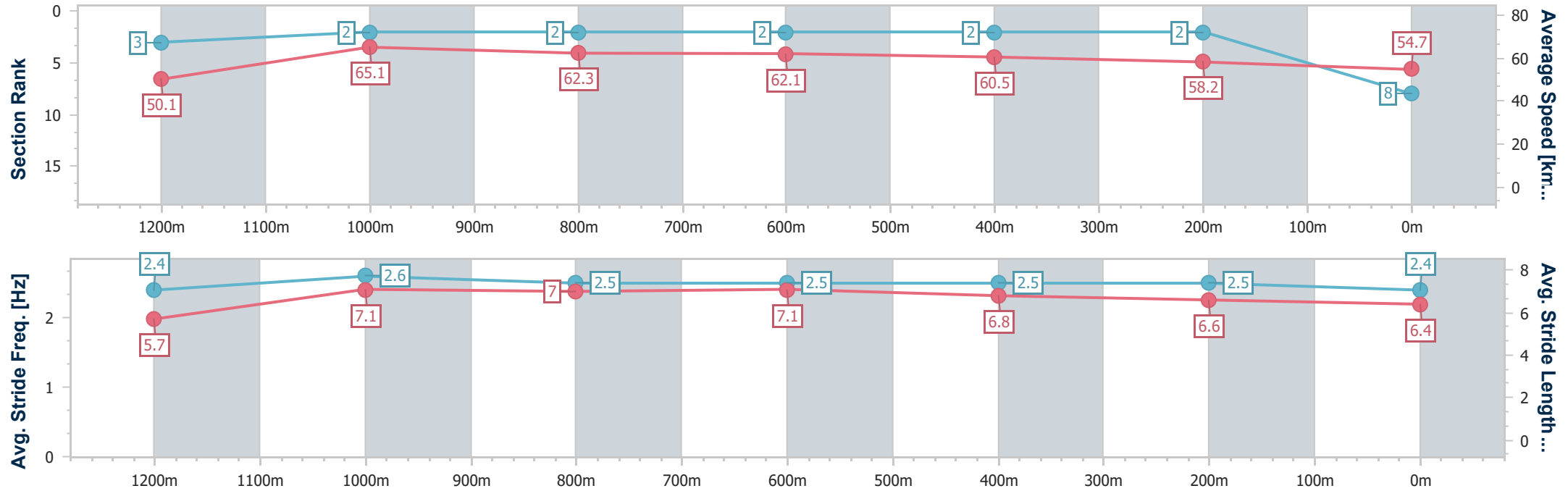
Horse/Jockey Name	Sans Egal
Final Rank	8
Fastest Section Time (Section)	0:11.05 (1200m)
Top Speed [km/h] (Section)	69.2 (1200m)
Race State	Finished



Aquis Park Gold CoastProfessional
Race 2: MAKER'S MARK Maiden Plate - 1400m
05 July 2025 - 12:40
Track Rating: Soft 5, Weather: Fine, Rail Position: +3m 1000m-350m
Cutaway Applies; True Remainder



Section	Overall	1200m	1000m	800m	600m	400m	200m						
Section Times	1:25.84 [8] (0:14.40)	1:11.44 [3] (0:11.05)	1:00.39 [2] (0:11.47)	0:48.92 [2] (0:11.59)	0:37.33 [2] (0:11.77)	0:25.56 [2] (0:12.38)	0:13.18 [2] (0:13.18)						
Average Speed [km/h]	50.1	65.1	62.3	62.1	60.5	58.2	54.7						
Top Speed [km/h]	69.2	69.2	63.7	63.3	61.7	59.7	56.3						
Avg. Dist. to Rail [m]	9.6	1.2	1.4	0.5	1.7	2.2	2.3						
Avg. Stride Freq. [Hz]	2.4	2.6	2.5	2.5	2.5	2.5	2.4						
Avg. Stride Length [m]	5.7	7.1	7.0	7.1	6.8	6.6	6.4						





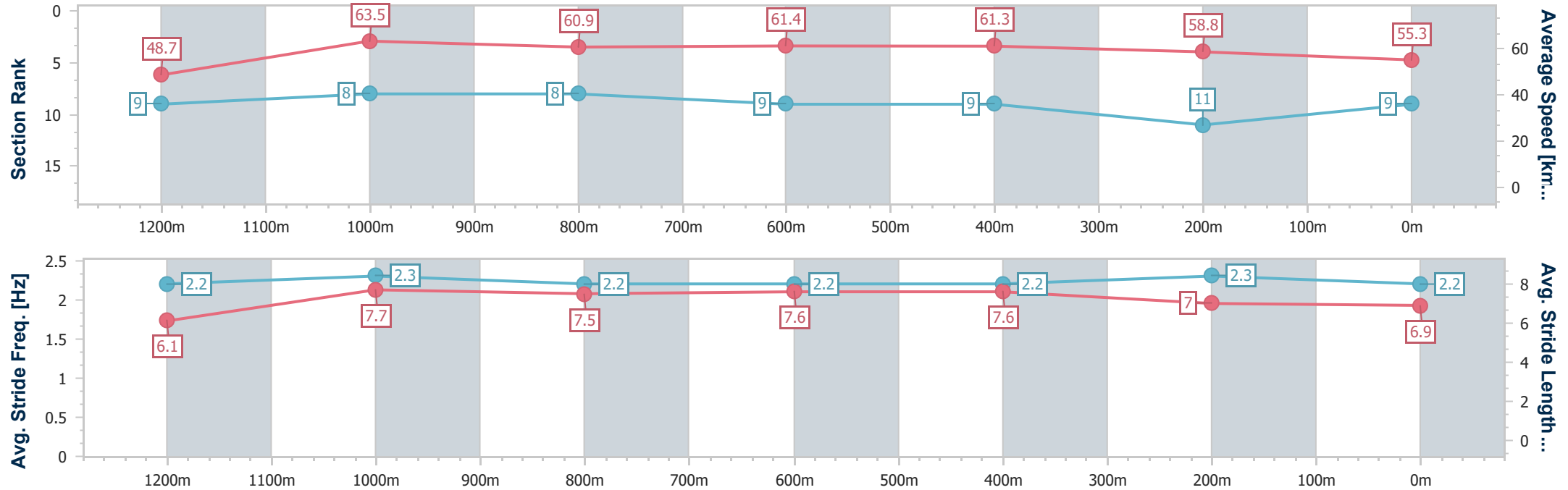
Horse/Jockey Name	Mustang Snooks
Final Rank	9
Fastest Section Time (Section)	0:11.35 (1200m)
Top Speed [km/h] (Section)	65.4 (1200m)
Race State	Finished



Aquis Park Gold CoastProfessional
Race 2: MAKER'S MARK Maiden Plate - 1400m
05 July 2025 - 12:40
Track Rating: Soft 5, Weather: Fine, Rail Position: +3m 1000m-350m
Cutaway Applies; True Remainder



Section	Overall	1200m	1000m	800m	600m	400m	200m						
Section Times	1:26.26 [9] (0:14.78)	1:11.48 [9] (0:11.35)	1:00.13 [8] (0:11.63)	0:48.50 [8] (0:11.63)	0:36.87 [9] (0:11.59)	0:25.28 [9] (0:12.27)	0:13.01 [11] (0:13.01)						
Average Speed [km/h]	48.7	63.5	60.9	61.4	61.3	58.8	55.3						
Top Speed [km/h]	64.5	65.4	62.1	62.2	62.5	60.0	57.4						
Avg. Dist. to Rail [m]	4.1	0.9	2.4	2.7	2.0	2.3	1.7						
Avg. Stride Freq. [Hz]	2.2	2.3	2.2	2.2	2.2	2.3	2.2						
Avg. Stride Length [m]	6.1	7.7	7.5	7.6	7.6	7.0	6.9						





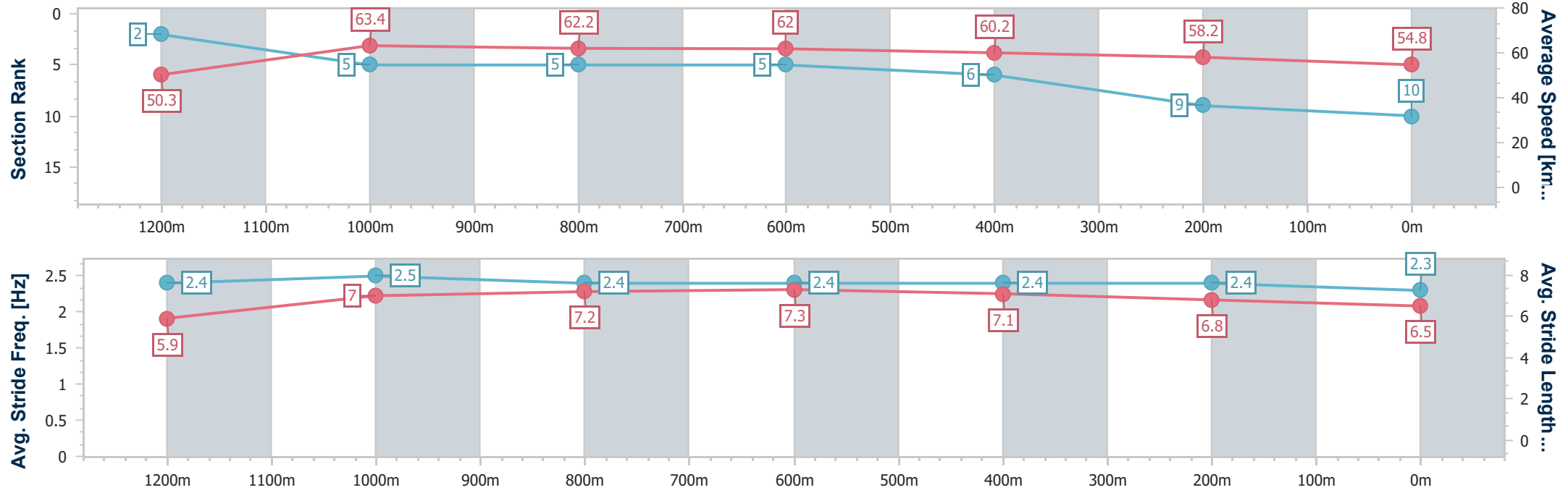
Horse/Jockey Name	A Royal Sort
Final Rank	10
Fastest Section Time (Section)	0:11.35 (1200m)
Top Speed [km/h] (Section)	65.5 (Overall)
Race State	Finished



Aquis Park Gold CoastProfessional
Race 2: MAKER'S MARK Maiden Plate - 1400m
05 July 2025 - 12:40
Track Rating: Soft 5, Weather: Fine, Rail Position: +3m 1000m-350m
Cutaway Applies; True Remainder



Section	Overall	1200m	1000m	800m	600m	400m	200m						
Section Times	1:26.30 [10] (0:14.37)	1:11.93 [2] (0:11.35)	1:00.58 [5] (0:11.51)	0:49.07 [5] (0:11.62)	0:37.45 [5] (0:11.94)	0:25.51 [6] (0:12.38)	0:13.13 [9] (0:13.13)						
Average Speed [km/h]	50.3	63.4	62.2	62.0	60.2	58.2	54.8						
Top Speed [km/h]	65.5	65.4	63.5	63.4	61.7	59.3	56.7						
Avg. Dist. to Rail [m]	8.0	1.4	1.0	0.4	0.8	4.0	5.9						
Avg. Stride Freq. [Hz]	2.4	2.5	2.4	2.4	2.4	2.4	2.3						
Avg. Stride Length [m]	5.9	7.0	7.2	7.3	7.1	6.8	6.5						





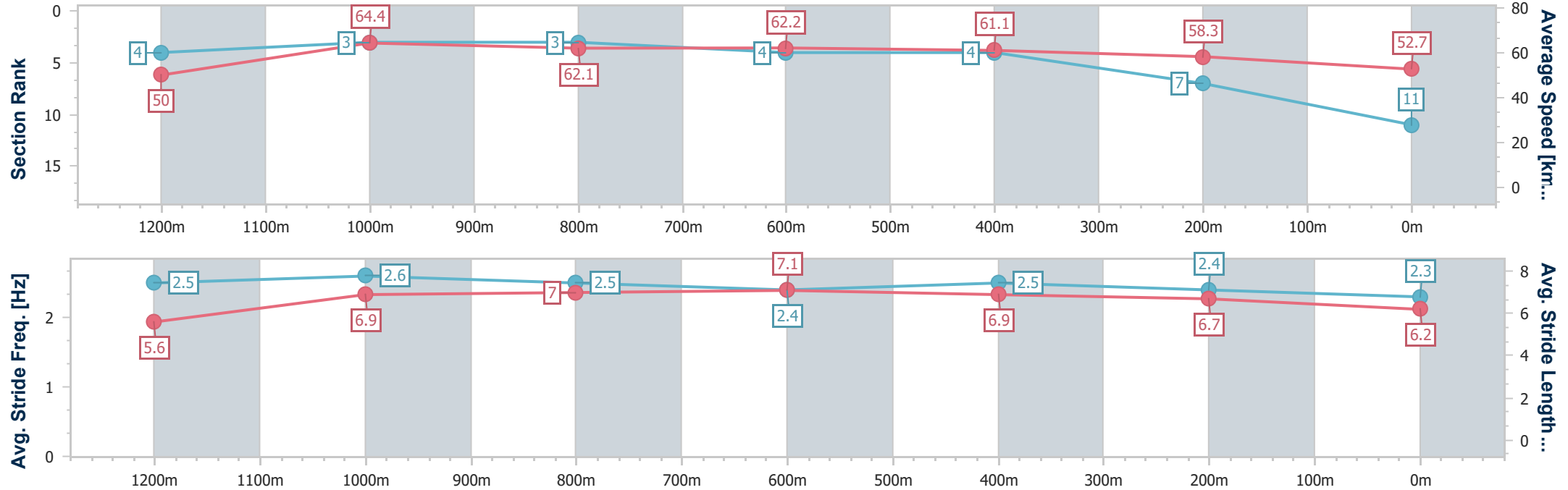
Horse/Jockey Name	Spiritual Rhythm
Final Rank	11
Fastest Section Time (Section)	0:11.15 (1200m)
Top Speed [km/h] (Section)	66.8 (1200m)
Race State	Finished



Aquis Park Gold CoastProfessional
Race 2: MAKER'S MARK Maiden Plate - 1400m
05 July 2025 - 12:40
Track Rating: Soft 5, Weather: Fine, Rail Position: +3m 1000m-350m
Cutaway Applies; True Remainder



Section	Overall	1200m	1000m	800m	600m	400m	200m						
Section Times	1:26.58 [11] (0:14.40)	1:12.18 [4] (0:11.15)	1:01.03 [3] (0:11.50)	0:49.53 [3] (0:11.62)	0:37.91 [4] (0:11.86)	0:26.05 [4] (0:12.40)	0:13.65 [7] (0:13.65)						
Average Speed [km/h]	50.0	64.4	62.1	62.2	61.1	58.3	52.7						
Top Speed [km/h]	66.0	66.8	63.4	62.8	62.2	59.7	55.5						
Avg. Dist. to Rail [m]	6.5	0.8	1.8	1.1	1.7	3.2	4.0						
Avg. Stride Freq. [Hz]	2.5	2.6	2.5	2.4	2.5	2.4	2.3						
Avg. Stride Length [m]	5.6	6.9	7.0	7.1	6.9	6.7	6.2						





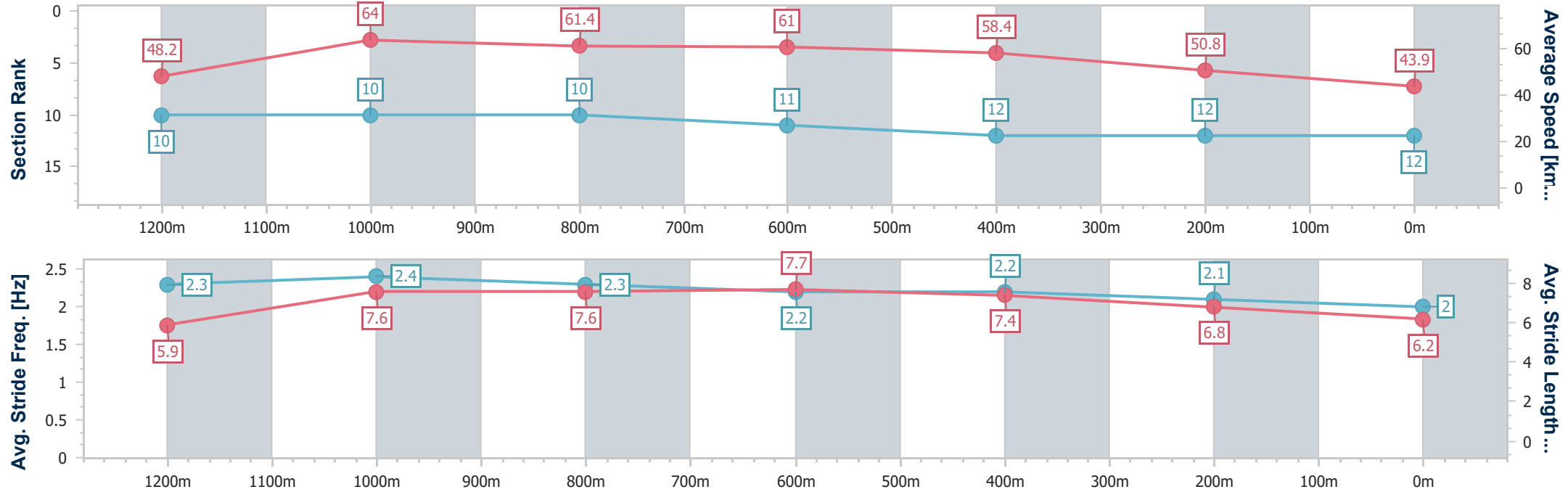
Horse/Jockey Name	Brockagh Boy
Final Rank	12
Fastest Section Time (Section)	0:11.22 (1200m)
Top Speed [km/h] (Section)	65.4 (1200m)
Race State	Finished



Aquis Park Gold CoastProfessional
Race 2: MAKER'S MARK Maiden Plate - 1400m
05 July 2025 - 12:40
Track Rating: Soft 5, Weather: Fine, Rail Position: +3m 1000m-350m
Cutaway Applies; True Remainder



Section	Overall	1200m	1000m	800m	600m	400m	200m						
Section Times	1:32.75 [12] (0:14.98)	1:17.77 [10] (0:11.22)	1:06.55 [10] (0:11.71)	0:54.84 [10] (0:11.84)	0:43.00 [11] (0:12.31)	0:30.69 [12] (0:14.25)	0:16.44 [12] (0:16.44)						
Average Speed [km/h]	48.2	64.0	61.4	61.0	58.4	50.8	43.9						
Top Speed [km/h]	64.8	65.4	63.0	63.0	60.7	56.2	46.6						
Avg. Dist. to Rail [m]	11.9	1.4	1.3	0.4	0.6	5.1	4.9						
Avg. Stride Freq. [Hz]	2.3	2.4	2.3	2.2	2.2	2.1	2.0						
Avg. Stride Length [m]	5.9	7.6	7.6	7.7	7.4	6.8	6.2						





Aquis Park Gold Coast Professional
Race 3: GCTC INDUSTRY AWARDS AUGUST 21 Class 4 Handicap - 1000m

05 July 2025 - 13:07



Track Rating: Soft 5, Weather: Fine, Rail Position: +3m 1000m-350m Cutaway Applies; True Remainder

Section						Overall	800m	600m	400m	200m	Last 600m		
Field Times						0:58.07 (0:13.20)	0:44.87 (0:10.73)	0:34.14 (0:10.86)	0:23.28 (0:11.19)	0:12.09 (0:12.09)	0:34.14		
Rank	TAB	Horse/Jockey	Barrier	Top Speed [km/h]	Fastest Section							Margin	Distance Travelled [m]
1	1	THE FIXER	4	69.4	0:10.52	0:58.07 [1]	0:44.57 [3]	0:34.05 [2]	0:23.20 [2]	0:11.96 [2]	0:58.07	0:34.05	
		Micheal Hellyer		800m	800m	(0:13.50)	(0:10.52)	(0:10.85)	(0:11.24)	(0:11.96)			
2	6	HIDDEN MELODY	3	68.8	0:10.73	0:58.09 [2]	0:44.89 [1]	0:34.16 [1]	0:23.30 [1]	0:12.11 [1]	0.1L	0:34.16	-1
		Sariah Champkin		Overall	800m	(0:13.20)	(0:10.73)	(0:10.86)	(0:11.19)	(0:12.11)			
3	4	DECISIVE LASS	6	67.9	0:10.74	0:58.15 [3]	0:44.25 [6]	0:33.51 [6]	0:22.66 [5]	0:11.69 [4]	0.3L	0:33.51	-3
		Yvette Lewis		800m	800m	(0:13.90)	(0:10.74)	(0:10.85)	(0:10.97)	(0:11.69)			
4	2	PATINO RUBY	5	68.5	0:10.73	0:58.36 [4]	0:44.47 [5]	0:33.74 [5]	0:22.86 [6]	0:11.81 [5]	1.3L	0:33.74	-2
		Cobi Vitler		800m	800m	(0:13.89)	(0:10.73)	(0:10.88)	(0:11.05)	(0:11.81)			
5	5	TARPS	1	68.2	0:10.83	0:58.47 [5]	0:44.91 [4]	0:34.08 [4]	0:23.19 [3]	0:12.05 [3]	1.8L	0:34.08	-3
		Nozi Tomizawa		800m	800m	(0:13.56)	(0:10.83)	(0:10.89)	(0:11.14)	(0:12.05)			
6	7	MOUETTE	2	68.1	0:10.82	0:59.19 [6]	0:45.77 [2]	0:34.95 [3]	0:23.91 [4]	0:12.52 [6]	6.1L	0:34.95	-2
		Chelsea Baker		Overall	800m	(0:13.42)	(0:10.82)	(0:11.04)	(0:11.39)	(0:12.52)			

Scratched: Pungo (#3), Apollo Ten (#8), Chalice Well (#9)



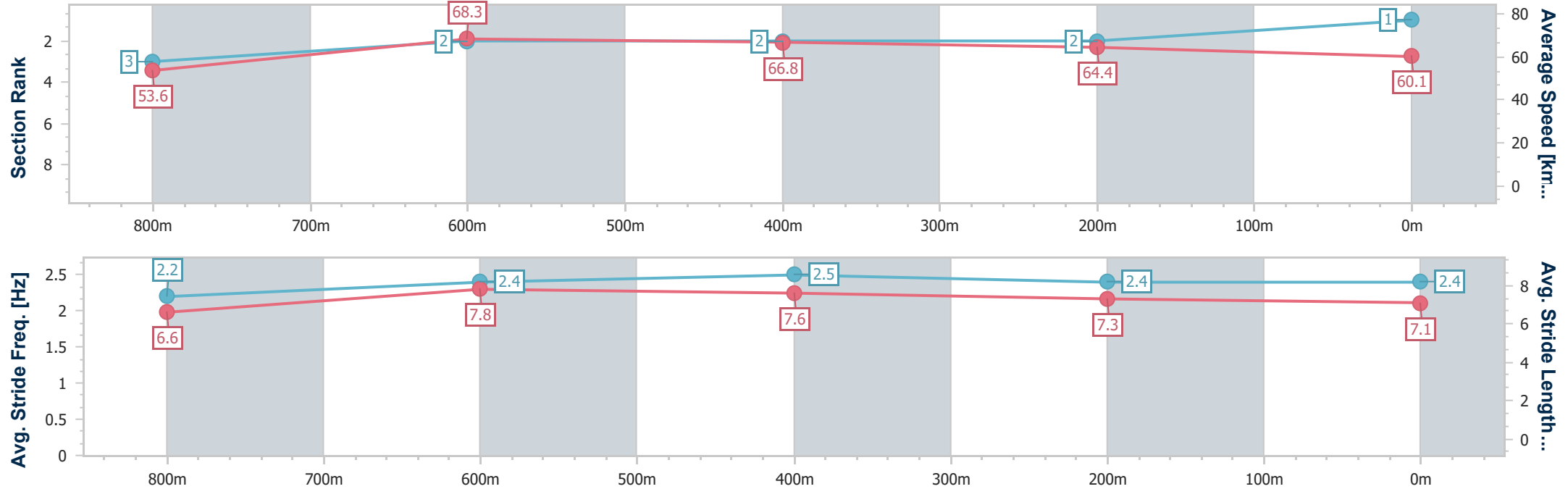
Horse/Jockey Name	The Fixer
Final Rank	1
Fastest Section Time (Section)	0:10.52 (800m)
Top Speed [km/h] (Section)	69.4 (800m)
Race State	Finished



Aquis Park Gold CoastProfessional
Race 3: GCTC INDUSTRY AWARDS AUGUST 21 Class 4
Handicap - 1000m
05 July 2025 - 13:07
Track Rating: Soft 5, Weather: Fine, Rail Position: +3m 1000m-350m
Cutaway Applies; True Remainder



Section	Overall	800m	600m	400m	200m										
Section Times	0:58.07 [1] (0:13.50)	0:44.57 [3] (0:10.52)	0:34.05 [2] (0:10.85)	0:23.20 [2] (0:11.24)	0:11.96 [2] (0:11.96)										
Average Speed [km/h]	53.6	68.3	66.8	64.4	60.1										
Top Speed [km/h]	68.4	69.4	67.8	66.6	62.2										
Avg. Dist. to Rail [m]	5.0	0.4	1.3	4.6	4.1										
Avg. Stride Freq. [Hz]	2.2	2.4	2.5	2.4	2.4										
Avg. Stride Length [m]	6.6	7.8	7.6	7.3	7.1										





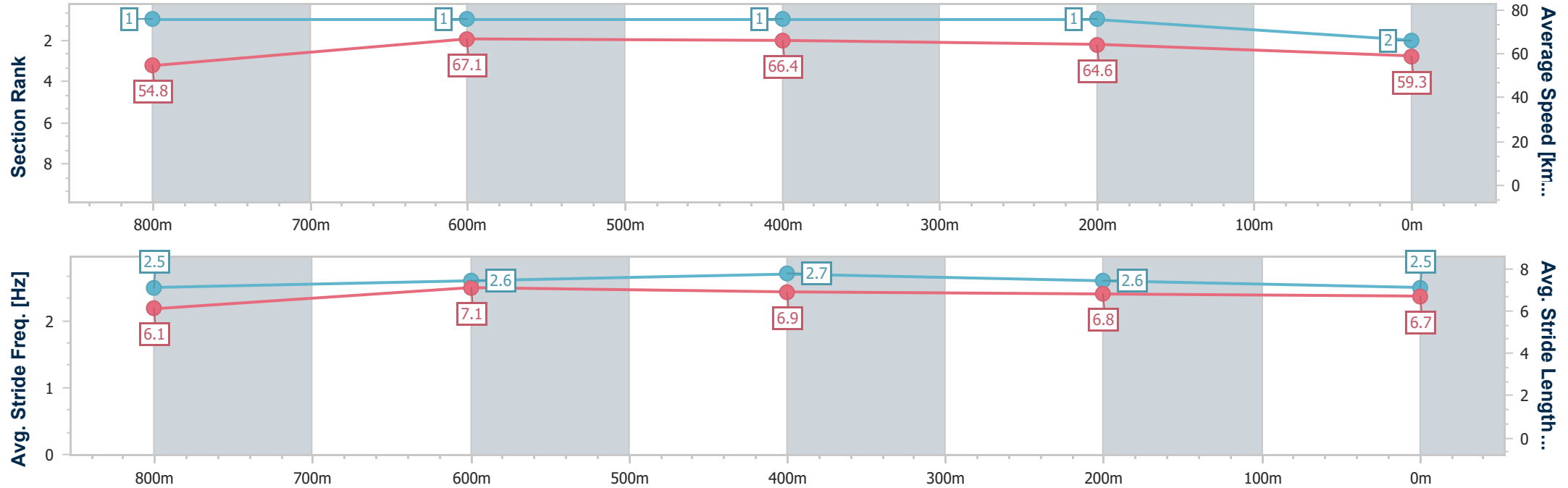
Horse/Jockey Name	Hidden Melody
Final Rank	2
Fastest Section Time (Section)	0:10.73 (800m)
Top Speed [km/h] (Section)	68.8 (Overall)
Race State	Finished



Aquis Park Gold CoastProfessional
Race 3: GCTC INDUSTRY AWARDS AUGUST 21 Class 4
Handicap - 1000m
05 July 2025 - 13:07
Track Rating: Soft 5, Weather: Fine, Rail Position: +3m 1000m-350m
Cutaway Applies; True Remainder



Section	Overall	800m	600m	400m	200m										
Section Times	0:58.09 [2] (0:13.20)	0:44.89 [1] (0:10.73)	0:34.16 [1] (0:10.86)	0:23.30 [1] (0:11.19)	0:12.11 [1] (0:12.11)										
Average Speed [km/h]	54.8	67.1	66.4	64.6	59.3										
Top Speed [km/h]	68.8	68.3	67.5	65.8	62.4										
Avg. Dist. to Rail [m]	4.3	0.6	0.4	3.3	3.6										
Avg. Stride Freq. [Hz]	2.5	2.6	2.7	2.6	2.5										
Avg. Stride Length [m]	6.1	7.1	6.9	6.8	6.7										





Horse/Jockey Name	Decisive Lass
Final Rank	3
Fastest Section Time (Section)	0:10.74 (800m)
Top Speed [km/h] (Section)	67.9 (800m)
Race State	Finished



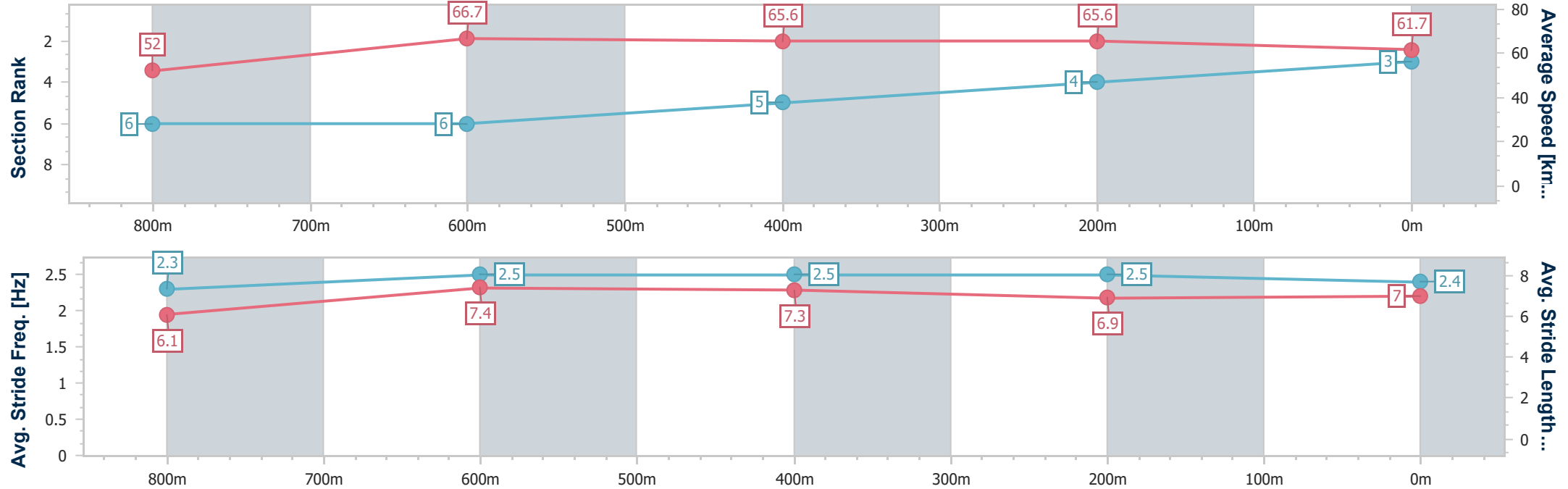
Aquis Park Gold CoastProfessional
Race 3: GCTC INDUSTRY AWARDS AUGUST 21 Class 4
Handicap - 1000m



05 July 2025 - 13:07

Track Rating: Soft 5, Weather: Fine, Rail Position: +3m 1000m-350m
Cutaway Applies; True Remainder

Section	Overall	800m	600m	400m	200m										
Section Times	0:58.15 [3] (0:13.90)	0:44.25 [6] (0:10.74)	0:33.51 [6] (0:10.85)	0:22.66 [5] (0:10.97)	0:11.69 [4] (0:11.69)										
Average Speed [km/h]	52.0	66.7	65.6	65.6	61.7										
Top Speed [km/h]	66.3	67.9	66.5	66.9	64.0										
Avg. Dist. to Rail [m]	6.0	1.2	2.3	4.6	6.5										
Avg. Stride Freq. [Hz]	2.3	2.5	2.5	2.5	2.4										
Avg. Stride Length [m]	6.1	7.4	7.3	6.9	7.0										



- [] Ranking at each section and finish
- .-.- No data available at this section
- NA No data available



Horse/Jockey Name	Patino Ruby
Final Rank	4
Fastest Section Time (Section)	0:10.73 (800m)
Top Speed [km/h] (Section)	68.5 (800m)
Race State	Finished



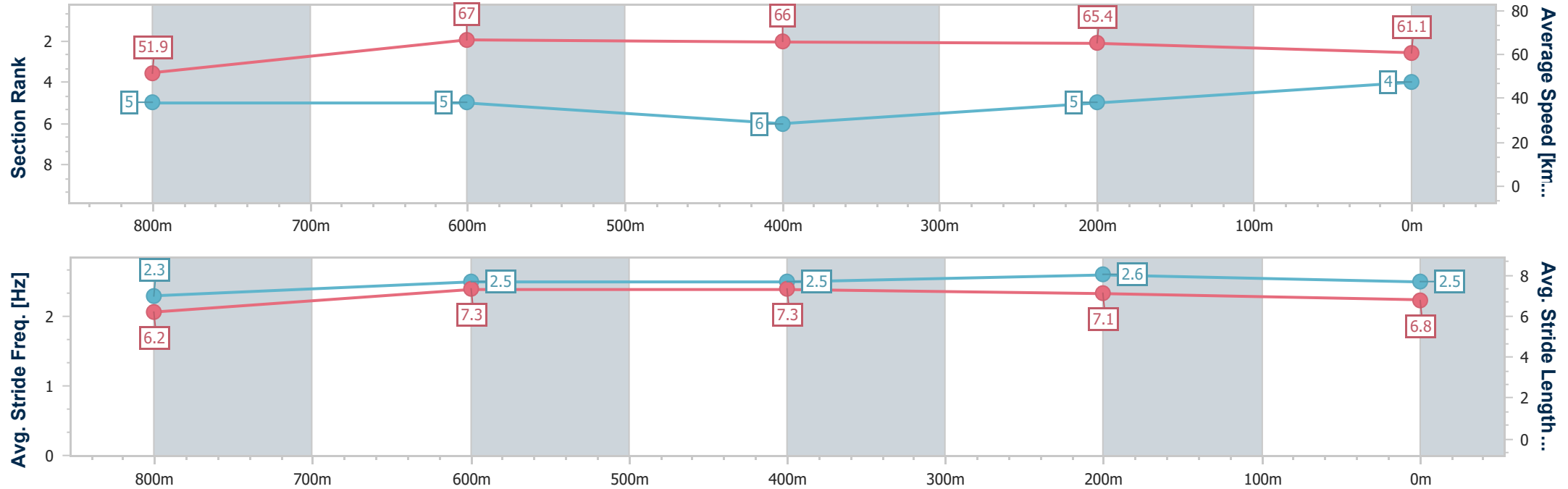
Aquis Park Gold CoastProfessional
Race 3: GCTC INDUSTRY AWARDS AUGUST 21 Class 4
Handicap - 1000m



05 July 2025 - 13:07

Track Rating: Soft 5, Weather: Fine, Rail Position: +3m 1000m-350m
Cutaway Applies; True Remainder

Section	Overall	800m	600m	400m	200m									
Section Times	0:58.36 [4] (0:13.89)	0:44.47 [5] (0:10.73)	0:33.74 [5] (0:10.88)	0:22.86 [6] (0:11.05)	0:11.81 [5] (0:11.81)									
Average Speed [km/h]	51.9	67.0	66.0	65.4	61.1									
Top Speed [km/h]	68.0	68.5	67.5	67.5	63.8									
Avg. Dist. to Rail [m]	5.1	0.7	0.6	4.0	2.1									
Avg. Stride Freq. [Hz]	2.3	2.5	2.5	2.6	2.5									
Avg. Stride Length [m]	6.2	7.3	7.3	7.1	6.8									





Horse/Jockey Name	Tarps
Final Rank	5
Fastest Section Time (Section)	0:10.83 (800m)
Top Speed [km/h] (Section)	68.2 (800m)
Race State	Finished



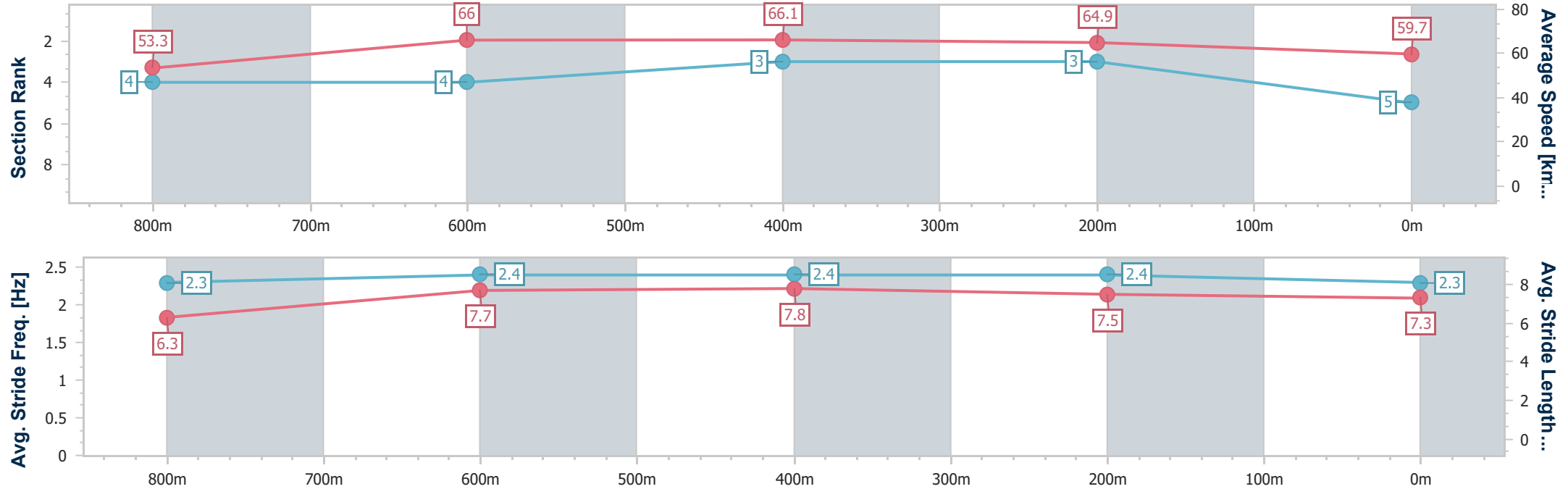
Aquis Park Gold CoastProfessional
Race 3: GCTC INDUSTRY AWARDS AUGUST 21 Class 4
Handicap - 1000m



05 July 2025 - 13:07

Track Rating: Soft 5, Weather: Fine, Rail Position: +3m 1000m-350m
Cutaway Applies; True Remainder

Section	Overall	800m	600m	400m	200m										
Section Times	0:58.47 [5] (0:13.56)	0:44.91 [4] (0:10.83)	0:34.08 [4] (0:10.89)	0:23.19 [3] (0:11.14)	0:12.05 [3] (0:12.05)										
Average Speed [km/h]	53.3	66.0	66.1	64.9	59.7										
Top Speed [km/h]	68.0	68.2	67.9	66.2	62.4										
Avg. Dist. to Rail [m]	3.2	1.1	0.9	5.2	5.7										
Avg. Stride Freq. [Hz]	2.3	2.4	2.4	2.4	2.3										
Avg. Stride Length [m]	6.3	7.7	7.8	7.5	7.3										



- [] Ranking at each section and finish
- .-.- No data available at this section
- NA No data available



Horse/Jockey Name	Mouette
Final Rank	6
Fastest Section Time (Section)	0:10.82 (800m)
Top Speed [km/h] (Section)	68.1 (Overall)
Race State	Finished



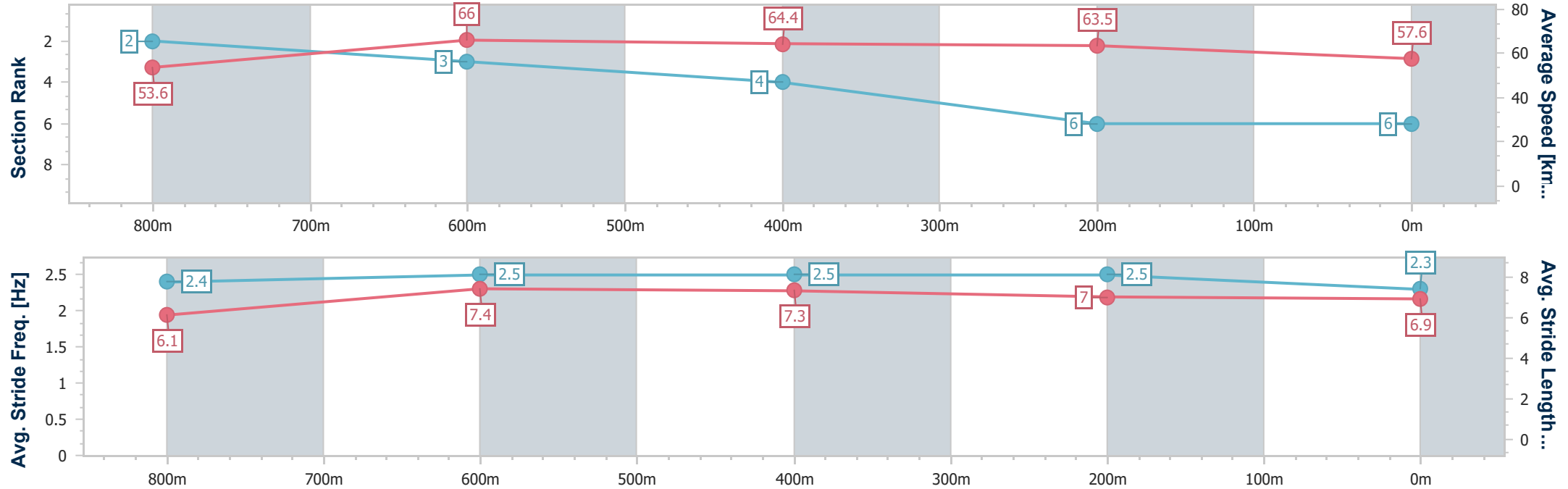
Aquis Park Gold CoastProfessional
Race 3: GCTC INDUSTRY AWARDS AUGUST 21 Class 4
Handicap - 1000m



05 July 2025 - 13:07

Track Rating: Soft 5, Weather: Fine, Rail Position: +3m 1000m-350m
Cutaway Applies; True Remainder

Section	Overall	800m	600m	400m	200m										
Section Times	0:59.19 [6] (0:13.42)	0:45.77 [2] (0:10.82)	0:34.95 [3] (0:11.04)	0:23.91 [4] (0:11.39)	0:12.52 [6] (0:12.52)										
Average Speed [km/h]	53.6	66.0	64.4	63.5	57.6										
Top Speed [km/h]	68.1	68.1	65.8	64.4	61.9										
Avg. Dist. to Rail [m]	4.3	2.3	2.0	2.9	1.5										
Avg. Stride Freq. [Hz]	2.4	2.5	2.5	2.5	2.3										
Avg. Stride Length [m]	6.1	7.4	7.3	7.0	6.9										



- [] Ranking at each section and finish
- .-.- No data available at this section
- NA No data available

Aquis Park Gold Coast Professional

Race 4: MRA ROOFING & CONSTRUCTION Class 1 Plate - 1800m

05 July 2025 - 13:42

Track Rating: Soft 5, Weather: Fine, Rail Position: +3m 1000m-350m Cutaway Applies; True Remainder

Section						Overall	1600m	1400m	1200m	1000m	800m	600m	Last 600m	
Field Times						1:51.35 (0:13.99)	1:37.36 (0:11.74)	1:25.62 (0:11.79)	1:13.83 (0:11.67)	1:02.16 (0:12.03)	0:50.13 (0:11.88)	0:38.25 (0:11.97)	0:38.25	
Rank	TAB	Horse/Jockey	Barrier	Top Speed [km/h]	Fastest Section									Distance Travelled [m]
1	13	PLANNED ENCOUNTER	10	62.7	0:11.66	1:51.35 [1]	1:36.45 [10]	1:24.58 [10]	1:12.50 [10]	1:00.60 [10]	0:48.82 [9]	0:37.16 [8]	0:37.16	
		Karl Zechner		800m	800m	(0:14.90)	(0:11.87)	(0:12.08)	(0:11.90)	(0:11.78)	(0:11.66)	(0:12.06)		
2	7	SACRED TED	7	63.9	0:11.50	1:51.39 [2]	1:36.07 [11]	1:23.98 [11]	1:11.89 [11]	0:59.98 [11]	0:48.48 [11]	0:36.92 [10]	0:36.92 +3	
		Jackson Morris		800m	1000m	(0:15.32)	(0:12.09)	(0:12.09)	(0:11.91)	(0:11.50)	(0:11.56)	(0:12.13)		
3	1	ALL ABOUT ARTIE	6	62.7	0:11.67	1:51.52 [3]	1:37.53 [1]	1:25.79 [1]	1:14.00 [1]	1:02.33 [1]	0:50.30 [1]	0:38.42 [1]	0:38.42 -4	
		Cobi Vitler		1200m	1200m	(0:13.99)	(0:11.74)	(0:11.79)	(0:11.67)	(0:12.03)	(0:11.88)	(0:11.97)		
4	16	LILICA EBET	1	62.2	0:11.86	1:52.35 [4]	1:37.73 [7]	1:25.74 [8]	1:13.70 [8]	1:01.84 [8]	0:49.96 [8]	0:38.06 [9]	0:38.06 +2	
		Dan McGillivray		800m	1200m	(0:14.62)	(0:11.99)	(0:12.04)	(0:11.86)	(0:11.88)	(0:11.90)	(0:12.33)		
5	12	MAURITA	12	63.5	0:11.76	1:52.66 [5]	1:38.24 [6]	1:26.29 [6]	1:14.38 [7]	1:02.62 [6]	0:50.71 [6]	0:38.71 [6]	0:38.71 -1	
		Danny Peisley		Overall	1200m	(0:14.42)	(0:11.95)	(0:11.91)	(0:11.76)	(0:11.91)	(0:12.00)	(0:12.28)		
6	10	SANCTUARY STORM	8	64.7	0:11.71	1:52.79 [6]	1:38.61 [3]	1:26.79 [2]	1:14.92 [2]	1:03.21 [2]	0:51.24 [2]	0:39.23 [2]	0:39.23 +3	
		Micheal Hellyer		Overall	1200m	(0:14.18)	(0:11.82)	(0:11.87)	(0:11.71)	(0:11.97)	(0:12.01)	(0:12.40)		
7	6	ROTHSPHENE	11	62.9	0:11.84	1:53.05 [7]	1:38.77 [5]	1:26.67 [7]	1:14.77 [6]	1:02.93 [7]	0:51.05 [7]	0:39.14 [5]	0:39.14 +7	
		Chelsea Baker		1600m	1200m	(0:14.28)	(0:12.10)	(0:11.90)	(0:11.84)	(0:11.88)	(0:11.91)	(0:12.25)		
8	9	BETTER DRAW	5	64.0	0:11.77	1:53.53 [8]	1:39.43 [2]	1:27.44 [3]	1:15.51 [5]	1:03.74 [5]	0:51.86 [4]	0:39.91 [4]	0:39.91 +3	
		Rob Thorburn		Overall	1200m	(0:14.10)	(0:11.99)	(0:11.93)	(0:11.77)	(0:11.88)	(0:11.95)	(0:12.27)		
9	5	I AIN'T CHICKEN	2	62.1	0:11.83	1:53.66 [9]	1:38.97 [9]	1:26.90 [9]	1:14.88 [9]	1:03.05 [9]	0:51.09 [10]	0:39.08 [11]	0:39.08 +7	
		Sariah Champkin		Overall	1200m	(0:14.69)	(0:12.07)	(0:12.02)	(0:11.83)	(0:11.96)	(0:12.01)	(0:12.64)		
10	11	VREDEFORT	4	63.6	0:11.75	1:53.75 [10]	1:39.49 [4]	1:27.63 [4]	1:15.80 [4]	1:04.05 [4]	0:52.16 [3]	0:40.16 [3]	0:40.16 -3	
		Anthony Allen		Overall	1200m	(0:14.26)	(0:11.86)	(0:11.83)	(0:11.75)	(0:11.89)	(0:12.00)	(0:12.35)		

Scratched: Glenray's Mate (#4), Lord Vader (#17), Cheerful Cat (#2), Durban Harbour (#3), King's Warrior (#15), Hurricane Rosie (#14)



Aquis Park Gold Coast Professional
Race 4: MRA ROOFING & CONSTRUCTION Class 1 Plate - 1800m
05 July 2025 - 13:42



Track Rating: Soft 5, Weather: Fine, Rail Position: +3m 1000m-350m Cutaway Applies; True Remainder

Section						Overall	1600m	1400m	1200m	1000m	800m	600m	Last 600m	
Field Times						1:51.35 (0:13.99)	1:37.36 (0:11.74)	1:25.62 (0:11.79)	1:13.83 (0:11.67)	1:02.16 (0:12.03)	0:50.13 (0:11.88)	0:38.25 (0:11.97)	0:38.25	
Rank	TAB	Horse/Jockey	Barrier	Top Speed [km/h]	Fastest Section									Distance Travelled [m]
11	8	SWIPER	3	64.6	0:11.60	1:58.30 [11]	1:43.66 [8]	1:32.06 [5]	1:20.43 [3]	1:08.60 [3]	0:56.61 [5]	0:44.33 [7]	0:44.33	+7
		Montana Philpot		1600m	1600m	(0:14.64)	(0:11.60)	(0:11.63)	(0:11.83)	(0:11.99)	(0:12.28)	(0:13.05)		

Scratched: Glenray's Mate (#4), Lord Vader (#17), Cheerful Cat (#2), Durban Harbour (#3), King's Warrior (#15), Hurricane Rosie (#14)



Aquis Park Gold Coast Professional
Race 4: MRA ROOFING & CONSTRUCTION Class 1 Plate - 1800m
05 July 2025 - 13:42



Track Rating: Soft 5, Weather: Fine, Rail Position: +3m 1000m-350m Cutaway Applies; True Remainder

Section						400m	200m			Last 600m
Field Times						0:26.28 (0:12.74)	0:13.54 (0:13.54)			0:38.25
Rank	TAB	Horse/Jockey	Barrier	Top Speed [km/h]	Fastest Section			Margin		
1	13	PLANNED ENCOUNTER	10	62.7	0:11.66	0:25.10 [7]	0:12.78 [2]	1:51.35	0:37.16	
		Karl Zechner		800m	800m	(0:12.32)	(0:12.78)			
2	7	SACRED TED	7	63.9	0:11.50	0:24.79 [8]	0:12.59 [3]	0.2L	0:36.92 +3	
		Jackson Morris		800m	1000m	(0:12.20)	(0:12.59)			
3	1	ALL ABOUT ARTIE	6	62.7	0:11.67	0:26.45 [1]	0:13.71 [1]	1L	0:38.42 -4	
		Cobi Vitler		1200m	1200m	(0:12.74)	(0:13.71)			
4	16	LILICA EBET	1	62.2	0:11.86	0:25.73 [9]	0:12.99 [8]	5.8L	0:38.06 +2	
		Dan McGillivray		800m	1200m	(0:12.74)	(0:12.99)			
5	12	MAURITA	12	63.5	0:11.76	0:26.43 [6]	0:13.27 [9]	7.6L	0:38.71 -1	
		Danny Peisley		Overall	1200m	(0:13.16)	(0:13.27)			
6	10	SANCTUARY STORM	8	64.7	0:11.71	0:26.83 [4]	0:13.69 [4]	8.4L	0:39.23 +3	
		Micheal Hellyer		Overall	1200m	(0:13.14)	(0:13.69)			
7	6	ROTHSPHENE	11	62.9	0:11.84	0:26.89 [5]	0:13.76 [6]	9.9L	0:39.14 +7	
		Chelsea Baker		1600m	1200m	(0:13.13)	(0:13.76)			
8	9	BETTER DRAW	5	64.0	0:11.77	0:27.64 [2]	0:14.33 [5]	12.7L	0:39.91 +3	
		Rob Thorburn		Overall	1200m	(0:13.31)	(0:14.33)			
9	5	I AIN'T CHICKEN	2	62.1	0:11.83	0:26.44 [11]	0:13.36 [10]	13.5L	0:39.08 +7	
		Sariah Champkin		Overall	1200m	(0:13.08)	(0:13.36)			
10	11	VREDEFORT	4	63.6	0:11.75	0:27.81 [3]	0:14.40 [7]	14L	0:40.16 -3	
		Anthony Allen		Overall	1200m	(0:13.41)	(0:14.40)			

Scratched: Glenray's Mate (#4), Lord Vader (#17), Cheerful Cat (#2), Durban Harbour (#3), King's Warrior (#15), Hurricane Rosie (#14)



Aquis Park Gold Coast Professional
Race 4: MRA ROOFING & CONSTRUCTION Class 1 Plate - 1800m
05 July 2025 - 13:42



Track Rating: Soft 5, Weather: Fine, Rail Position: +3m 1000m-350m Cutaway Applies; True Remainder

Section		400m		200m		Last 600m	
Field Times		0:26.28 (0:12.74)		0:13.54 (0:13.54)		0:38.25	
Rank	TAB Horse/Jockey	Barrier	Top Speed [km/h]	Fastest Section	Margin		Distance Travelled [m]
11	8 SWIPER	3	64.6	0:11.60	0:31.28 [10]	0:16.59 [11]	40.8L
	Montana Philpot		1600m	1600m	(0:14.69)	(0:16.59)	
							0:44.33 +7

Scratched: Glenray's Mate (#4), Lord Vader (#17), Cheerful Cat (#2), Durban Harbour (#3), King's Warrior (#15), Hurricane Rosie (#14)



Horse/Jockey Name	Planned Encounter
Final Rank	1
Fastest Section Time (Section)	0:11.66 (800m)
Top Speed [km/h] (Section)	62.7 (800m)
Race State	Finished



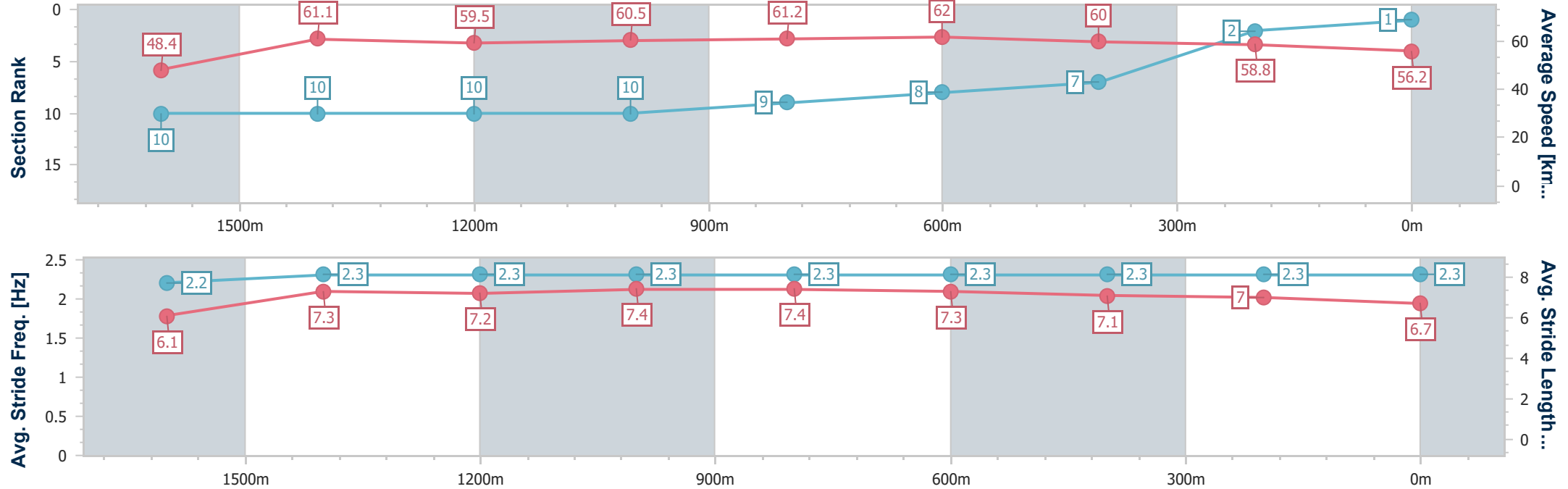
Aquis Park Gold CoastProfessional
Race 4: MRA ROOFING & CONSTRUCTION Class 1 Plate -
1800m



05 July 2025 - 13:42

Track Rating: Soft 5, Weather: Fine, Rail Position: +3m 1000m-350m
Cutaway Applies; True Remainder

Section	Overall	1600m	1400m	1200m	1000m	800m	600m	400m	200m				
Section Times	1:51.35 [1] (0:14.90)	1:36.45 [10] (0:11.87)	1:24.58 [10] (0:12.08)	1:12.50 [10] (0:11.90)	1:00.60 [10] (0:11.78)	0:48.82 [9] (0:11.66)	0:37.16 [8] (0:12.06)	0:25.10 [7] (0:12.32)	0:12.78 [2] (0:12.78)				
Average Speed [km/h]	48.4	61.1	59.5	60.5	61.2	62.0	60.0	58.8	56.2				
Top Speed [km/h]	61.4	61.7	60.8	61.3	62.4	62.7	61.2	60.3	57.8				
Avg. Dist. to Rail [m]	7.8	1.2	1.0	1.1	1.6	1.2	1.2	5.0	3.1				
Avg. Stride Freq. [Hz]	2.2	2.3	2.3	2.3	2.3	2.3	2.3	2.3	2.3				
Avg. Stride Length [m]	6.1	7.3	7.2	7.4	7.4	7.3	7.1	7.0	6.7				



- [] Ranking at each section and finish
- .-.- No data available at this section
- NA No data available



Horse/Jockey Name	Sacred Ted
Final Rank	2
Fastest Section Time (Section)	0:11.50 (1000m)
Top Speed [km/h] (Section)	63.9 (800m)
Race State	Finished



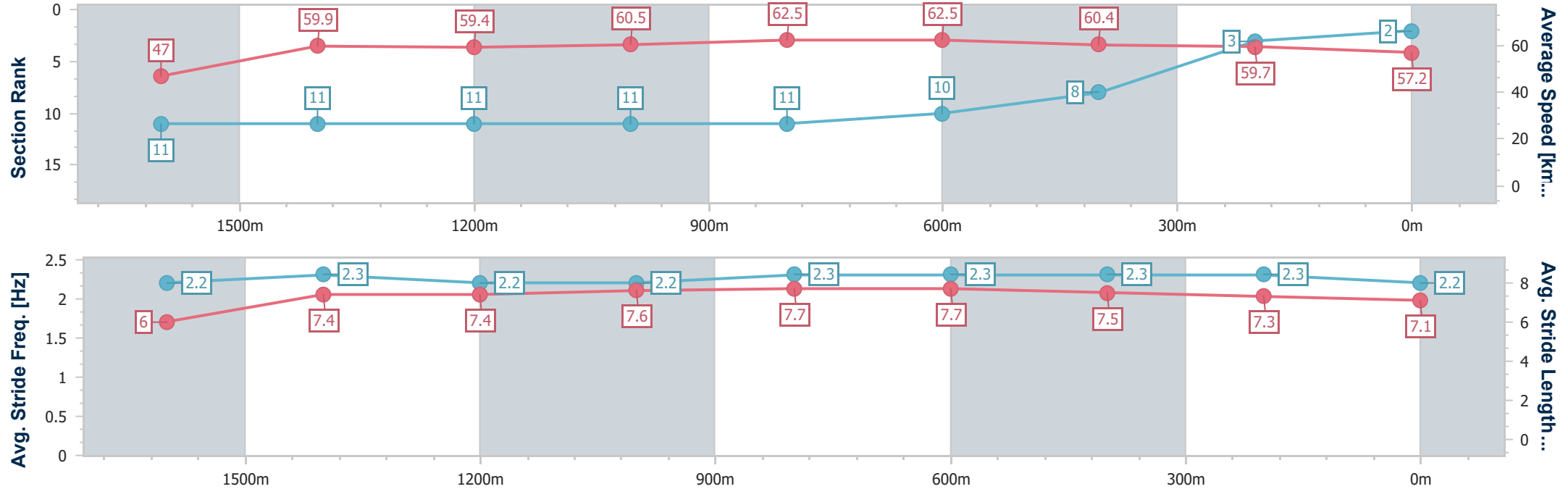
Aquis Park Gold CoastProfessional
Race 4: MRA ROOFING & CONSTRUCTION Class 1 Plate -
1800m



05 July 2025 - 13:42

Track Rating: Soft 5, Weather: Fine, Rail Position: +3m 1000m-350m
Cutaway Applies; True Remainder

Section	Overall	1600m	1400m	1200m	1000m	800m	600m	400m	200m				
Section Times	1:51.39 [2] (0:15.32)	1:36.07 [11] (0:12.09)	1:23.98 [11] (0:12.09)	1:11.89 [11] (0:11.91)	0:59.98 [11] (0:11.50)	0:48.48 [11] (0:11.56)	0:36.92 [10] (0:12.13)	0:24.79 [8] (0:12.20)	0:12.59 [3] (0:12.59)				
Average Speed [km/h]	47.0	59.9	59.4	60.5	62.5	62.5	60.4	59.7	57.2				
Top Speed [km/h]	60.3	61.1	60.8	61.2	63.3	63.9	61.3	60.2	58.4				
Avg. Dist. to Rail [m]	5.6	0.8	0.5	0.7	1.8	1.0	3.5	7.5	7.4				
Avg. Stride Freq. [Hz]	2.2	2.3	2.2	2.2	2.3	2.3	2.3	2.3	2.2				
Avg. Stride Length [m]	6.0	7.4	7.4	7.6	7.7	7.7	7.5	7.3	7.1				





Horse/Jockey Name	All About Artie
Final Rank	3
Fastest Section Time (Section)	0:11.67 (1200m)
Top Speed [km/h] (Section)	62.7 (1200m)
Race State	Finished



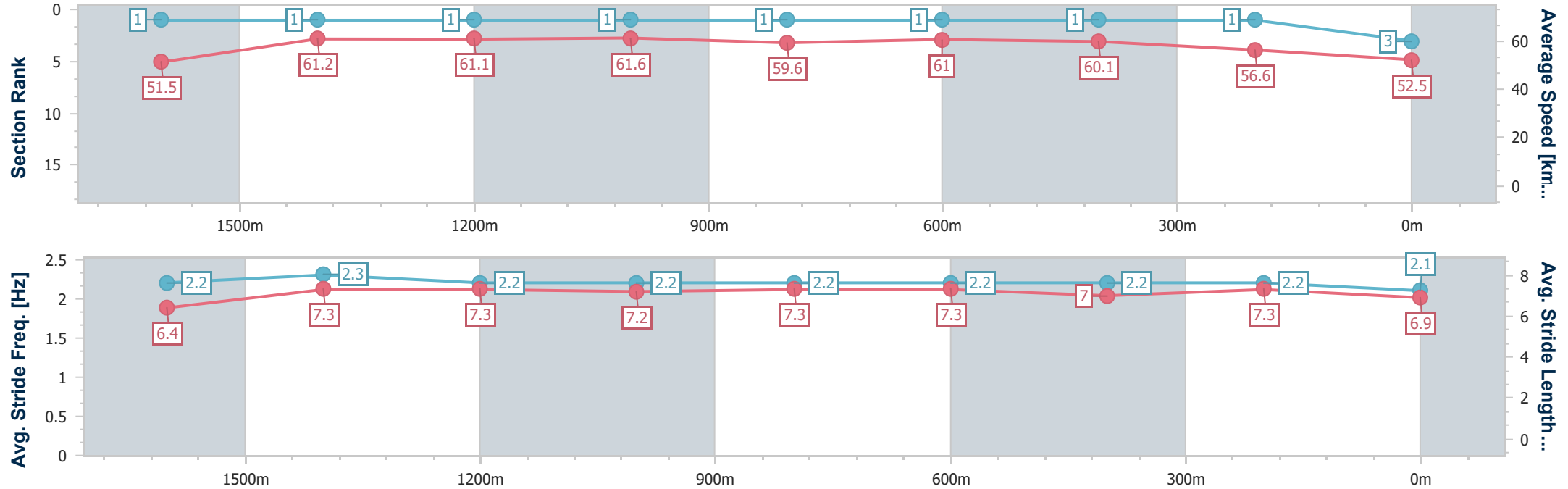
Aquis Park Gold CoastProfessional
Race 4: MRA ROOFING & CONSTRUCTION Class 1 Plate - 1800m



05 July 2025 - 13:42

Track Rating: Soft 5, Weather: Fine, Rail Position: +3m 1000m-350m
Cutaway Applies; True Remainder

Section	Overall	1600m	1400m	1200m	1000m	800m	600m	400m	200m				
Section Times	1:51.52 [3] (0:13.99)	1:37.53 [1] (0:11.74)	1:25.79 [1] (0:11.79)	1:14.00 [1] (0:11.67)	1:02.33 [1] (0:12.03)	0:50.30 [1] (0:11.88)	0:38.42 [1] (0:11.97)	0:26.45 [1] (0:12.74)	0:13.71 [1] (0:13.71)				
Average Speed [km/h]	51.5	61.2	61.1	61.6	59.6	61.0	60.1	56.6	52.5				
Top Speed [km/h]	62.4	62.0	62.5	62.7	60.3	61.4	60.8	58.4	53.8				
Avg. Dist. to Rail [m]	5.3	0.6	0.5	0.7	1.6	1.0	0.4	2.1	1.0				
Avg. Stride Freq. [Hz]	2.2	2.3	2.2	2.2	2.2	2.2	2.2	2.2	2.1				
Avg. Stride Length [m]	6.4	7.3	7.3	7.2	7.3	7.3	7.0	7.3	6.9				



- [] Ranking at each section and finish
- .-.-.- No data available at this section
- NA No data available



Horse/Jockey Name	Lilica Ebet
Final Rank	4
Fastest Section Time (Section)	0:11.86 (1200m)
Top Speed [km/h] (Section)	62.2 (800m)
Race State	Finished



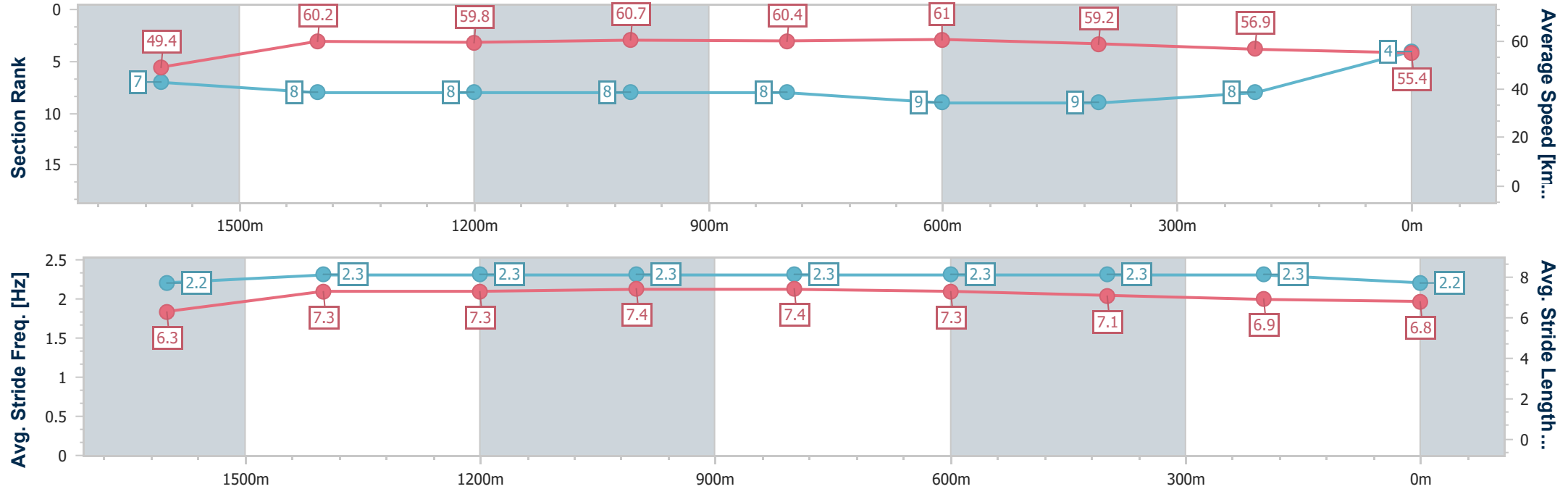
Aquis Park Gold CoastProfessional
Race 4: MRA ROOFING & CONSTRUCTION Class 1 Plate -
1800m



05 July 2025 - 13:42

Track Rating: Soft 5, Weather: Fine, Rail Position: +3m 1000m-350m
Cutaway Applies; True Remainder

Section	Overall	1600m	1400m	1200m	1000m	800m	600m	400m	200m				
Section Times	1:52.35 [4] (0:14.62)	1:37.73 [7] (0:11.99)	1:25.74 [8] (0:12.04)	1:13.70 [8] (0:11.86)	1:01.84 [8] (0:11.88)	0:49.96 [8] (0:11.90)	0:38.06 [9] (0:12.33)	0:25.73 [9] (0:12.74)	0:12.99 [8] (0:12.99)				
Average Speed [km/h]	49.4	60.2	59.8	60.7	60.4	61.0	59.2	56.9	55.4				
Top Speed [km/h]	61.7	61.6	60.5	61.4	61.4	62.2	61.0	57.6	56.3				
Avg. Dist. to Rail [m]	1.8	1.1	0.4	0.6	1.8	1.8	2.2	6.5	6.1				
Avg. Stride Freq. [Hz]	2.2	2.3	2.3	2.3	2.3	2.3	2.3	2.3	2.2				
Avg. Stride Length [m]	6.3	7.3	7.3	7.4	7.4	7.3	7.1	6.9	6.8				



[] Ranking at each section and finish
-.-.- No data available at this section
NA No data available



Horse/Jockey Name	Maurita
Final Rank	5
Fastest Section Time (Section)	0:11.76 (1200m)
Top Speed [km/h] (Section)	63.5 (Overall)
Race State	Finished



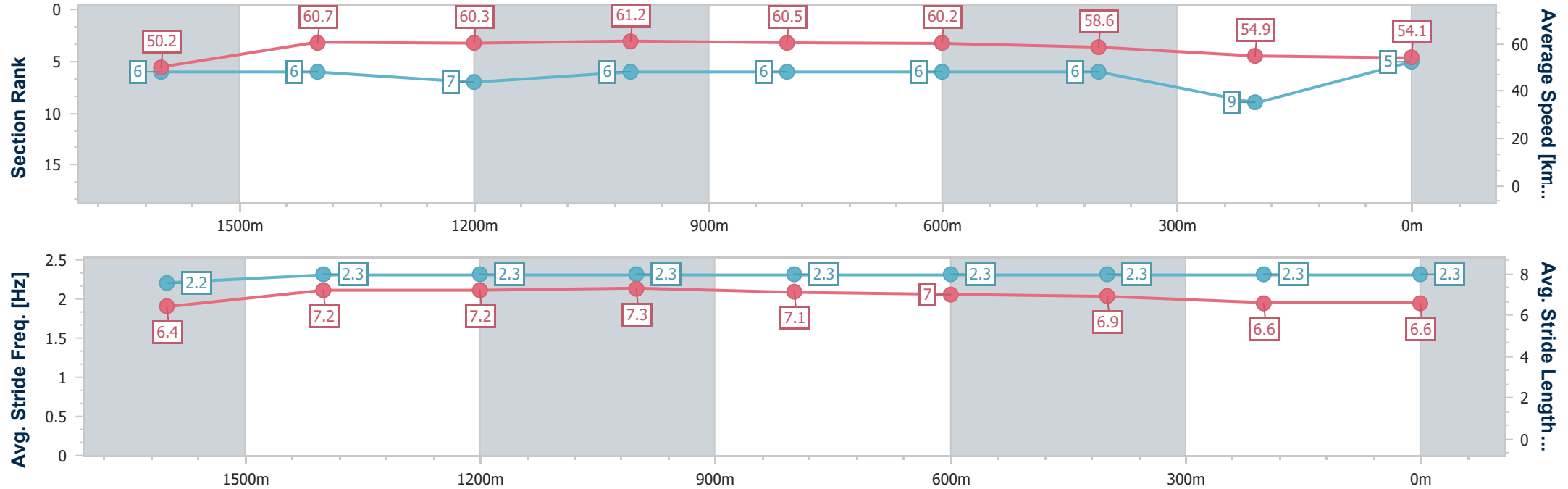
Aquis Park Gold CoastProfessional
Race 4: MRA ROOFING & CONSTRUCTION Class 1 Plate -
1800m



05 July 2025 - 13:42

Track Rating: Soft 5, Weather: Fine, Rail Position: +3m 1000m-350m
Cutaway Applies; True Remainder

Section	Overall	1600m	1400m	1200m	1000m	800m	600m	400m	200m				
Section Times	1:52.66 [5] (0:14.42)	1:38.24 [6] (0:11.95)	1:26.29 [6] (0:11.91)	1:14.38 [7] (0:11.76)	1:02.62 [6] (0:11.91)	0:50.71 [6] (0:12.00)	0:38.71 [6] (0:12.28)	0:26.43 [6] (0:13.16)	0:13.27 [9] (0:13.27)				
Average Speed [km/h]	50.2	60.7	60.3	61.2	60.5	60.2	58.6	54.9	54.1				
Top Speed [km/h]	63.5	63.4	61.1	61.8	61.3	61.0	59.8	56.5	54.6				
Avg. Dist. to Rail [m]	8.7	1.8	0.5	0.8	1.5	0.9	0.4	3.4	2.4				
Avg. Stride Freq. [Hz]	2.2	2.3	2.3	2.3	2.3	2.3	2.3	2.3	2.3				
Avg. Stride Length [m]	6.4	7.2	7.2	7.3	7.1	7.0	6.9	6.6	6.6				



- [] Ranking at each section and finish
- .-.- No data available at this section
- NA No data available



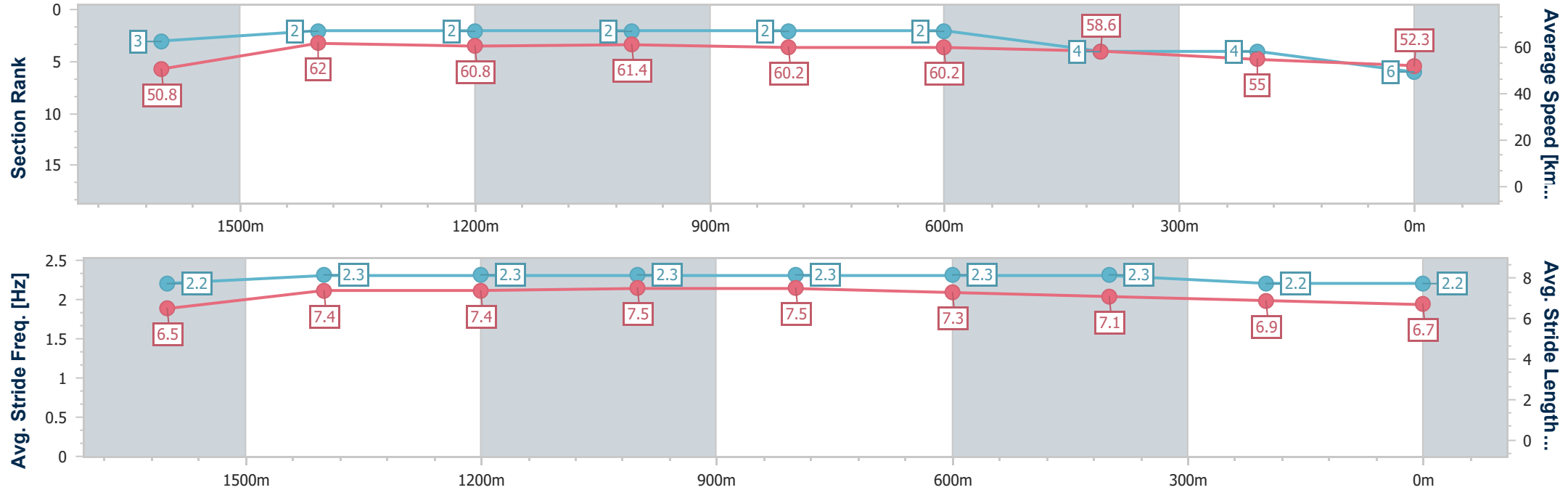
Horse/Jockey Name	Sanctuary Storm
Final Rank	6
Fastest Section Time (Section)	0:11.71 (1200m)
Top Speed [km/h] (Section)	64.7 (Overall)
Race State	Finished



Aquis Park Gold CoastProfessional
Race 4: MRA ROOFING & CONSTRUCTION Class 1 Plate - 1800m
05 July 2025 - 13:42
Track Rating: Soft 5, Weather: Fine, Rail Position: +3m 1000m-350m
Cutaway Applies; True Remainder



Section	Overall	1600m	1400m	1200m	1000m	800m	600m	400m	200m				
Section Times	1:52.79 [6] (0:14.18)	1:38.61 [3] (0:11.82)	1:26.79 [2] (0:11.87)	1:14.92 [2] (0:11.71)	1:03.21 [2] (0:11.97)	0:51.24 [2] (0:12.01)	0:39.23 [2] (0:12.40)	0:26.83 [4] (0:13.14)	0:13.69 [4] (0:13.69)				
Average Speed [km/h]	50.8	62.0	60.8	61.4	60.2	60.2	58.6	55.0	52.3				
Top Speed [km/h]	64.7	64.6	61.9	62.3	60.7	61.0	60.0	56.7	54.3				
Avg. Dist. to Rail [m]	7.1	3.1	1.1	0.9	1.5	1.7	1.2	4.0	3.7				
Avg. Stride Freq. [Hz]	2.2	2.3	2.3	2.3	2.3	2.3	2.3	2.2	2.2				
Avg. Stride Length [m]	6.5	7.4	7.4	7.5	7.5	7.3	7.1	6.9	6.7				





Horse/Jockey Name	Rothsphene
Final Rank	7
Fastest Section Time (Section)	0:11.84 (1200m)
Top Speed [km/h] (Section)	62.9 (1600m)
Race State	Finished



Aquis Park Gold CoastProfessional

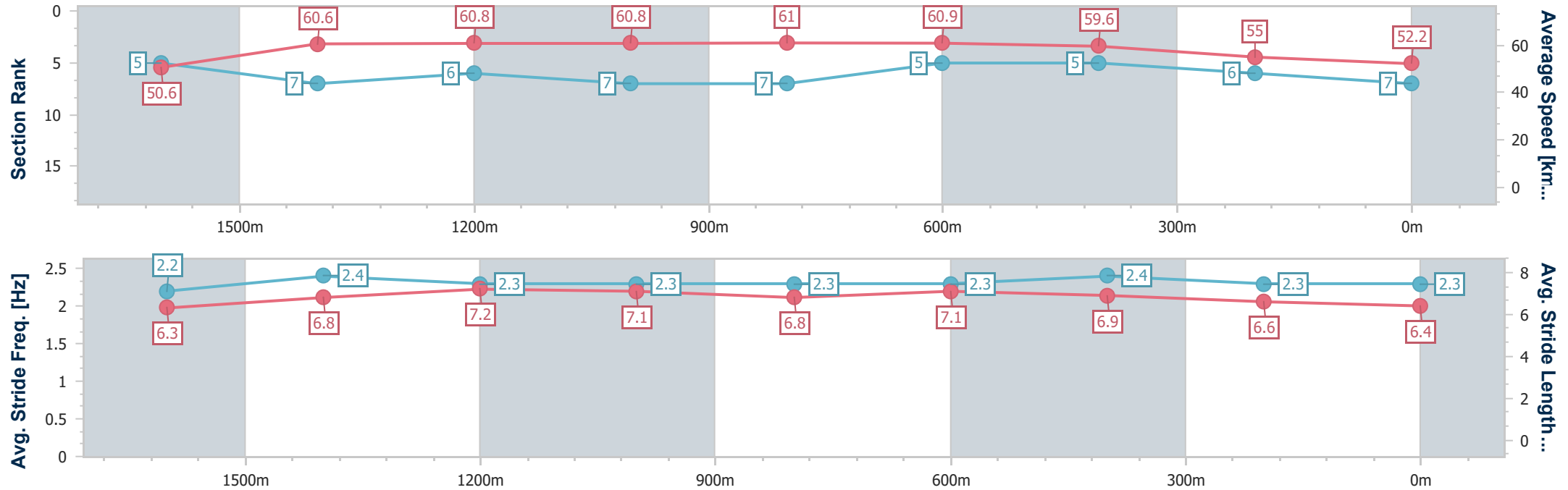
Race 4: MRA ROOFING & CONSTRUCTION Class 1 Plate - 1800m

05 July 2025 - 13:42

Track Rating: Soft 5, Weather: Fine, Rail Position: +3m 1000m-350m
Cutaway Applies; True Remainder

AQUIS PARK
HOME OF THE GOLD COAST
TRIP CLUB & SPORT CENTRE

Section	Overall	1600m	1400m	1200m	1000m	800m	600m	400m	200m				
Section Times	1:53.05 [7] (0:14.28)	1:38.77 [5] (0:12.10)	1:26.67 [7] (0:11.90)	1:14.77 [6] (0:11.84)	1:02.93 [7] (0:11.88)	0:51.05 [7] (0:11.91)	0:39.14 [5] (0:12.25)	0:26.89 [5] (0:13.13)	0:13.76 [6] (0:13.76)				
Average Speed [km/h]	50.6	60.6	60.8	60.8	61.0	60.9	59.6	55.0	52.2				
Top Speed [km/h]	61.2	62.9	61.4	61.1	61.3	61.7	60.6	56.9	53.9				
Avg. Dist. to Rail [m]	8.8	3.5	2.9	2.4	1.7	2.2	1.8	4.2	2.5				
Avg. Stride Freq. [Hz]	2.2	2.4	2.3	2.3	2.3	2.3	2.4	2.3	2.3				
Avg. Stride Length [m]	6.3	6.8	7.2	7.1	6.8	7.1	6.9	6.6	6.4				



[] Ranking at each section and finish
- - - - No data available at this section
NA No data available



Horse/Jockey Name	Better Draw
Final Rank	8
Fastest Section Time (Section)	0:11.77 (1200m)
Top Speed [km/h] (Section)	64.0 (Overall)
Race State	Finished



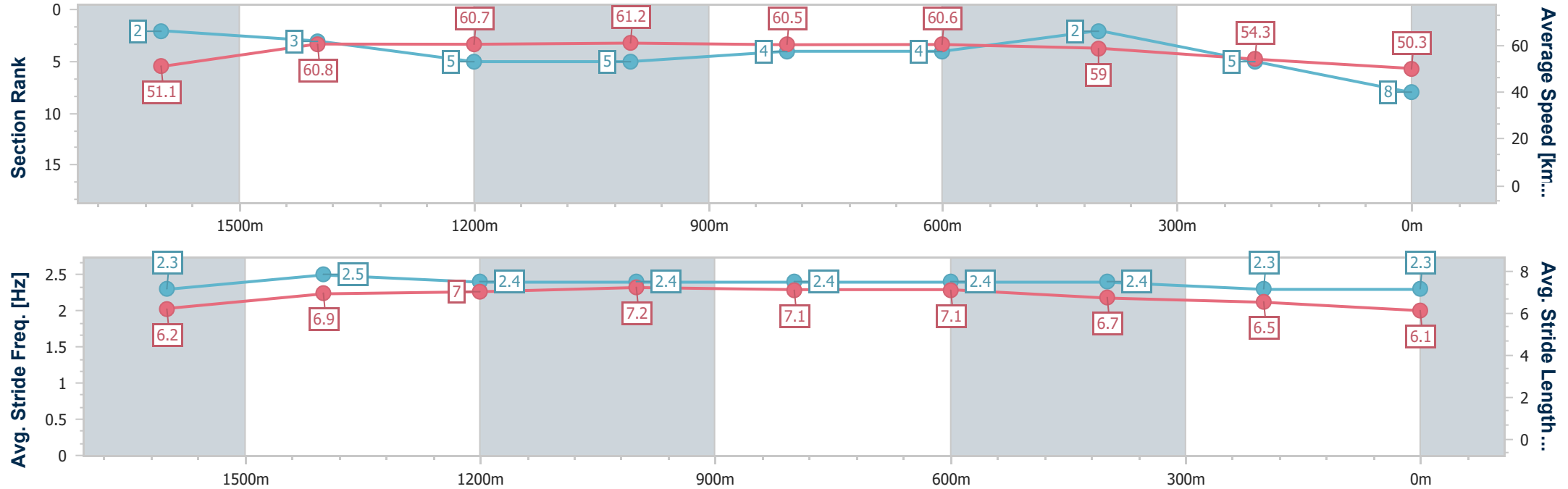
Aquis Park Gold CoastProfessional
Race 4: MRA ROOFING & CONSTRUCTION Class 1 Plate -
1800m



05 July 2025 - 13:42

Track Rating: Soft 5, Weather: Fine, Rail Position: +3m 1000m-350m
Cutaway Applies; True Remainder

Section	Overall	1600m	1400m	1200m	1000m	800m	600m	400m	200m				
Section Times	1:53.53 [8] (0:14.10)	1:39.43 [2] (0:11.99)	1:27.44 [3] (0:11.93)	1:15.51 [5] (0:11.77)	1:03.74 [5] (0:11.88)	0:51.86 [4] (0:11.95)	0:39.91 [4] (0:12.27)	0:27.64 [2] (0:13.31)	0:14.33 [5] (0:14.33)				
Average Speed [km/h]	51.1	60.8	60.7	61.2	60.5	60.6	59.0	54.3	50.3				
Top Speed [km/h]	64.0	63.7	61.6	61.6	61.6	61.3	60.8	56.2	52.3				
Avg. Dist. to Rail [m]	5.5	2.7	1.8	1.5	1.6	1.3	1.2	5.1	5.1				
Avg. Stride Freq. [Hz]	2.3	2.5	2.4	2.4	2.4	2.4	2.4	2.3	2.3				
Avg. Stride Length [m]	6.2	6.9	7.0	7.2	7.1	7.1	6.7	6.5	6.1				





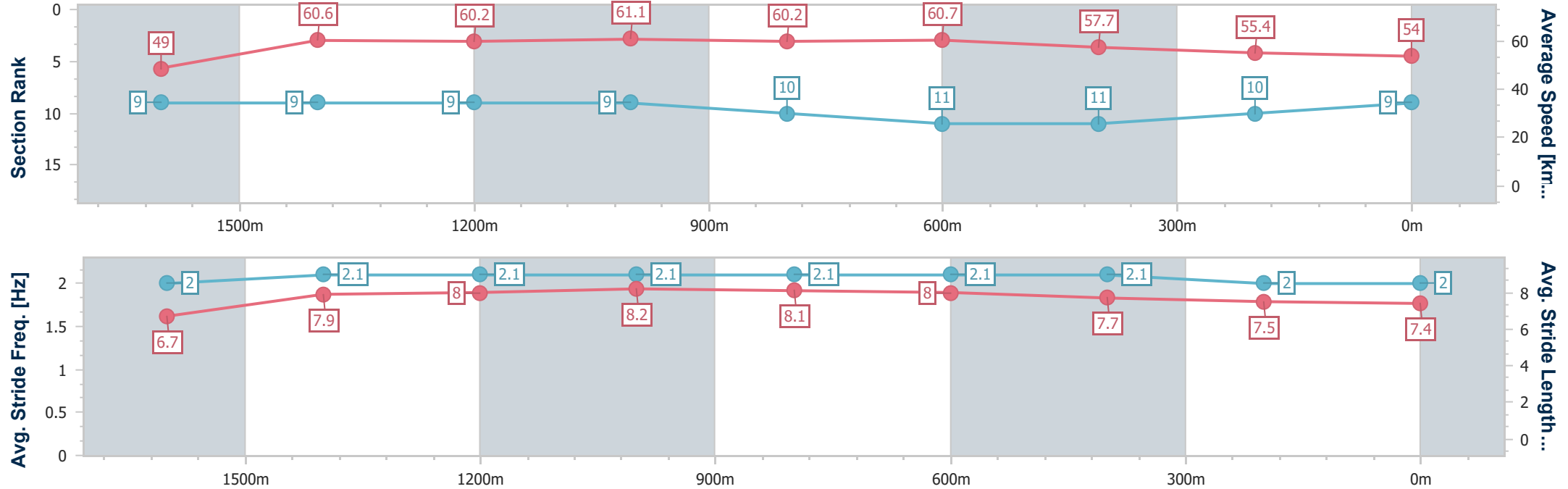
Horse/Jockey Name	I Ain't Chicken
Final Rank	9
Fastest Section Time (Section)	0:11.83 (1200m)
Top Speed [km/h] (Section)	62.1 (Overall)
Race State	Finished



Aquis Park Gold CoastProfessional
Race 4: MRA ROOFING & CONSTRUCTION Class 1 Plate - 1800m
05 July 2025 - 13:42
Track Rating: Soft 5, Weather: Fine, Rail Position: +3m 1000m-350m
Cutaway Applies; True Remainder



Section	Overall	1600m	1400m	1200m	1000m	800m	600m	400m	200m				
Section Times	1:53.66 [9] (0:14.69)	1:38.97 [9] (0:12.07)	1:26.90 [9] (0:12.02)	1:14.88 [9] (0:11.83)	1:03.05 [9] (0:11.96)	0:51.09 [10] (0:12.01)	0:39.08 [11] (0:12.64)	0:26.44 [11] (0:13.08)	0:13.36 [10] (0:13.36)				
Average Speed [km/h]	49.0	60.6	60.2	61.1	60.2	60.7	57.7	55.4	54.0				
Top Speed [km/h]	62.1	62.1	61.4	61.5	61.5	61.4	59.9	57.1	54.8				
Avg. Dist. to Rail [m]	3.2	2.8	2.2	1.7	1.8	2.5	2.5	5.5	6.5				
Avg. Stride Freq. [Hz]	2.0	2.1	2.1	2.1	2.1	2.1	2.1	2.0	2.0				
Avg. Stride Length [m]	6.7	7.9	8.0	8.2	8.1	8.0	7.7	7.5	7.4				





Horse/Jockey Name	Vredefort
Final Rank	10
Fastest Section Time (Section)	0:11.75 (1200m)
Top Speed [km/h] (Section)	63.6 (Overall)
Race State	Finished



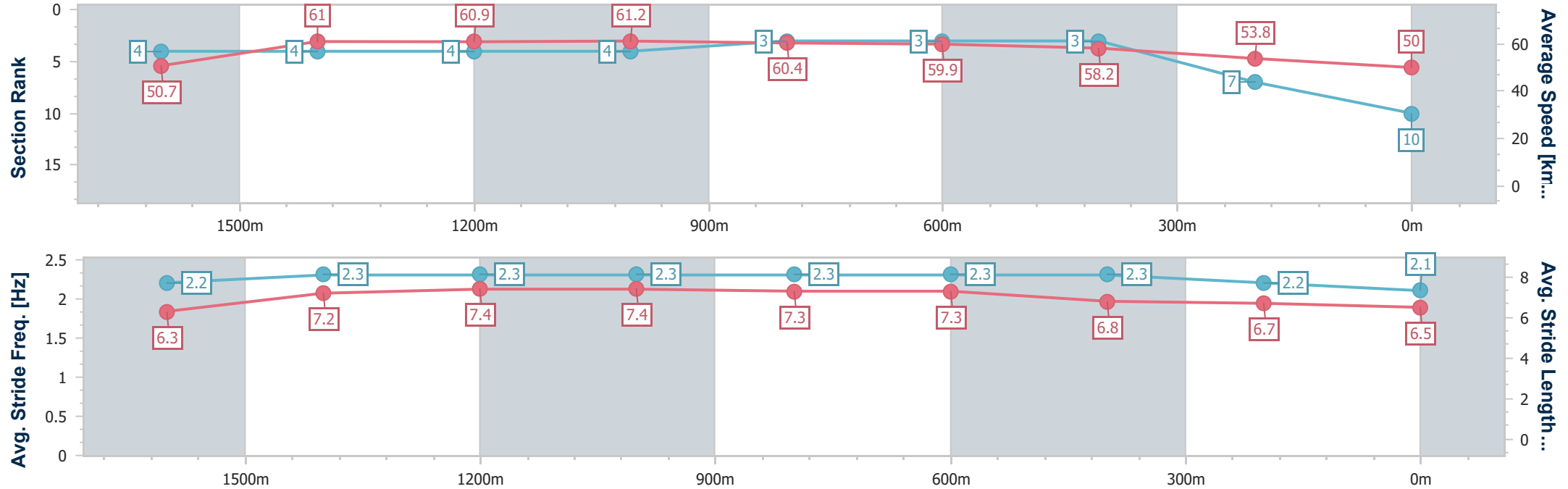
Aquis Park Gold CoastProfessional
Race 4: MRA ROOFING & CONSTRUCTION Class 1 Plate -
1800m



05 July 2025 - 13:42

Track Rating: Soft 5, Weather: Fine, Rail Position: +3m 1000m-350m
Cutaway Applies; True Remainder

Section	Overall	1600m	1400m	1200m	1000m	800m	600m	400m	200m				
Section Times	1:53.75 [10] (0:14.26)	1:39.49 [4] (0:11.86)	1:27.63 [4] (0:11.83)	1:15.80 [4] (0:11.75)	1:04.05 [4] (0:11.89)	0:52.16 [3] (0:12.00)	0:40.16 [3] (0:12.35)	0:27.81 [3] (0:13.41)	0:14.40 [7] (0:14.40)				
Average Speed [km/h]	50.7	61.0	60.9	61.2	60.4	59.9	58.2	53.8	50.0				
Top Speed [km/h]	63.6	63.5	61.6	62.1	60.7	60.6	59.8	55.5	51.6				
Avg. Dist. to Rail [m]	3.8	1.2	0.7	0.8	1.4	0.4	0.6	2.1	0.5				
Avg. Stride Freq. [Hz]	2.2	2.3	2.3	2.3	2.3	2.3	2.3	2.2	2.1				
Avg. Stride Length [m]	6.3	7.2	7.4	7.4	7.3	7.3	6.8	6.7	6.5				





Horse/Jockey Name	Swiper
Final Rank	11
Fastest Section Time (Section)	0:11.60 (1600m)
Top Speed [km/h] (Section)	64.6 (1600m)
Race State	Finished



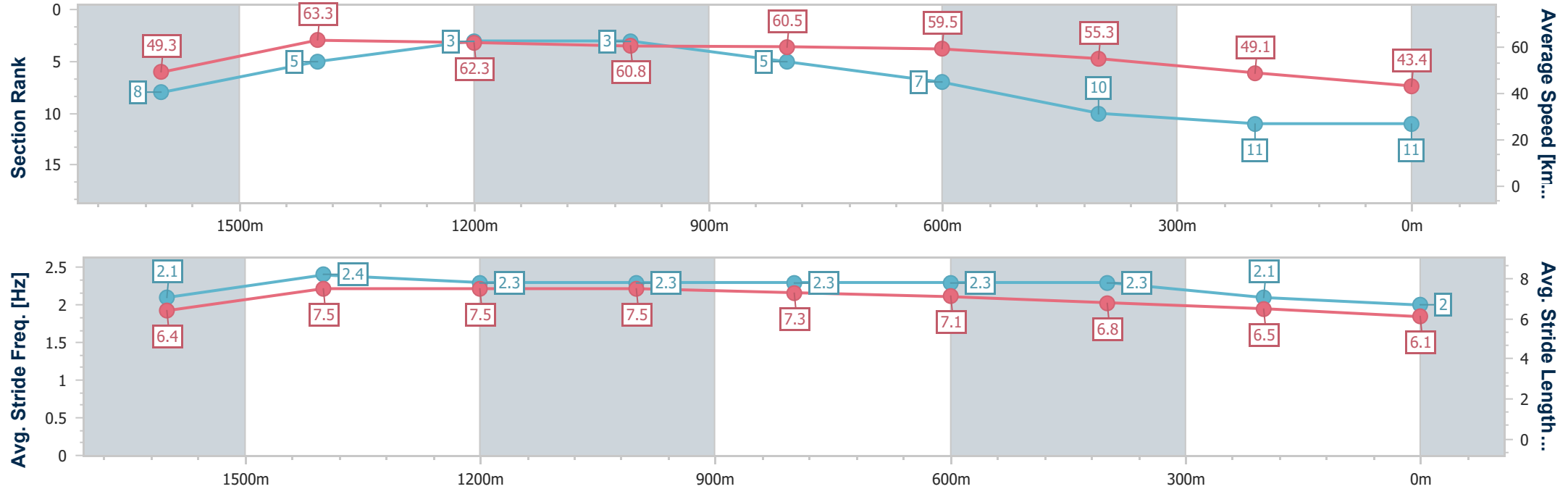
Aquis Park Gold CoastProfessional
Race 4: MRA ROOFING & CONSTRUCTION Class 1 Plate -
1800m



05 July 2025 - 13:42

Track Rating: Soft 5, Weather: Fine, Rail Position: +3m 1000m-350m
Cutaway Applies; True Remainder

Section	Overall	1600m	1400m	1200m	1000m	800m	600m	400m	200m				
Section Times	1:58.30 [11] (0:14.64)	1:43.66 [8] (0:11.60)	1:32.06 [5] (0:11.63)	1:20.43 [3] (0:11.83)	1:08.60 [3] (0:11.99)	0:56.61 [5] (0:12.28)	0:44.33 [7] (0:13.05)	0:31.28 [10] (0:14.69)	0:16.59 [11] (0:16.59)				
Average Speed [km/h]	49.3	63.3	62.3	60.8	60.5	59.5	55.3	49.1	43.4				
Top Speed [km/h]	64.4	64.6	64.4	61.4	62.0	60.6	57.9	52.4	44.6				
Avg. Dist. to Rail [m]	4.2	3.8	3.1	3.0	2.2	2.7	1.1	1.5	0.8				
Avg. Stride Freq. [Hz]	2.1	2.4	2.3	2.3	2.3	2.3	2.3	2.1	2.0				
Avg. Stride Length [m]	6.4	7.5	7.5	7.5	7.3	7.1	6.8	6.5	6.1				





Aquis Park Gold Coast Professional
Race 5: JIM BEAM OPEN Handicap - 1200m
05 July 2025 - 14:18



Track Rating: Soft 5, Weather: Fine, Rail Position: +3m 1000m-350m Cutaway Applies; True Remainder

Section						Overall	1000m	800m	600m	400m	200m	Last 600m	
Field Times						1:11.08 (0:13.79)	0:57.29 (0:10.91)	0:46.38 (0:11.16)	0:35.22 (0:11.39)	0:23.83 (0:11.70)	0:12.13 (0:12.13)	0:35.22	
Rank	TAB	Horse/Jockey	Barrier	Top Speed [km/h]	Fastest Section							Margin	Distance Travelled [m]
1	4	LIVING FREE	5	67.9	0:10.83	1:11.08 [1]	0:56.77 [4]	0:45.94 [4]	0:34.82 [4]	0:23.58 [3]	0:12.13 [1]	1:11.08	0:34.82
		Karl Zechner		1000m	1000m	(0:14.31)	(0:10.83)	(0:11.12)	(0:11.24)	(0:11.45)	(0:12.13)		
2	2	RISE OF THE MASSES	3	67.5	0:10.94	1:11.16 [2]	0:57.21 [2]	0:46.27 [2]	0:35.08 [2]	0:23.69 [2]	0:11.95 [4]	0.4L	0:35.08 -1
		Brandon Lerena		1000m	1000m	(0:13.95)	(0:10.94)	(0:11.19)	(0:11.39)	(0:11.74)	(0:11.95)		
3	3	TWO YA GOT	2	67.2	0:11.00	1:11.34 [3]	0:57.34 [3]	0:46.34 [3]	0:35.11 [3]	0:23.77 [4]	0:12.20 [3]	1.4L	0:35.11 -2
		Anthony Allen		Overall	1000m	(0:14.00)	(0:11.00)	(0:11.23)	(0:11.34)	(0:11.57)	(0:12.20)		
4	6	ZOUMETEOR	4	68.8	0:10.91	1:11.46 [4]	0:57.67 [1]	0:46.76 [1]	0:35.60 [1]	0:24.21 [1]	0:12.48 [2]	1.9L	0:35.60 -4
		Rob Thorburn		1000m	1000m	(0:13.79)	(0:10.91)	(0:11.16)	(0:11.39)	(0:11.73)	(0:12.48)		
5	8	LJUNGBERG	1	67.3	0:10.78	1:13.70 [5]	0:59.23 [5]	0:48.45 [5]	0:37.12 [5]	0:25.63 [5]	0:13.57 [5]	14.9L	0:37.12 -3
		Montana Philpot		1000m	1000m	(0:14.47)	(0:10.78)	(0:11.33)	(0:11.49)	(0:12.06)	(0:13.57)		

Scratched: Surreal Ascot (#7), Sailor's Secret (#5), Inver Park (#1), Cavalheiro (#10), Toros (#9)



Horse/Jockey Name	Living Free
Final Rank	1
Fastest Section Time (Section)	0:10.83 (1000m)
Top Speed [km/h] (Section)	67.9 (1000m)
Race State	Finished



Aquis Park Gold CoastProfessional

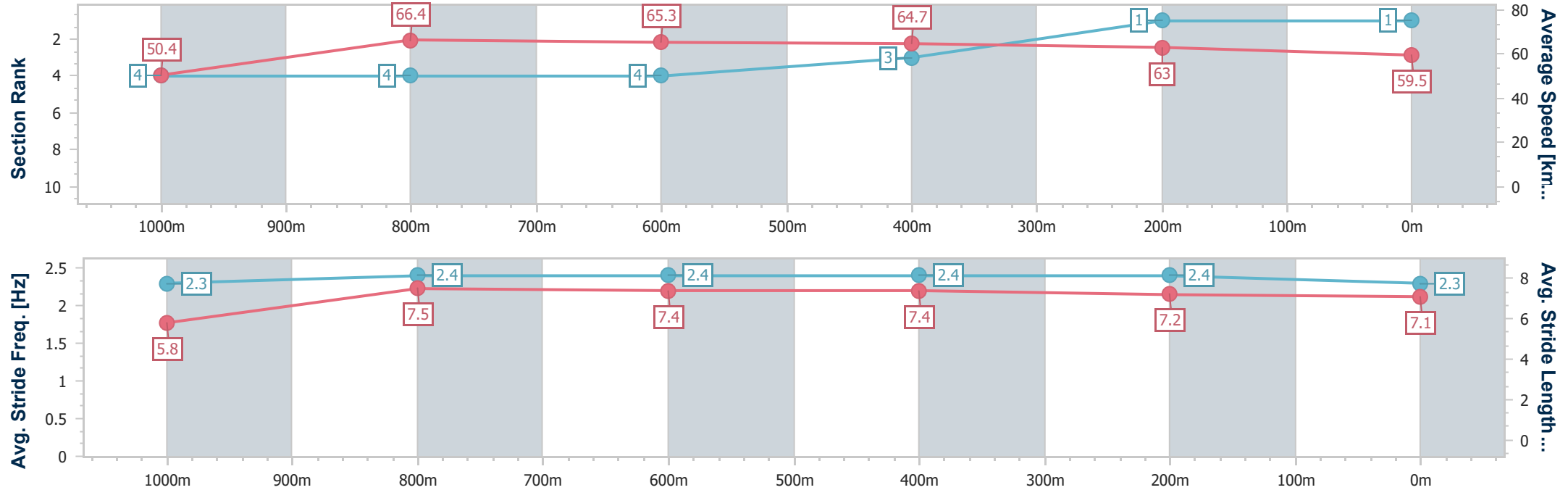
Race 5: JIM BEAM OPEN Handicap - 1200m



05 July 2025 - 14:18

Track Rating: Soft 5, Weather: Fine, Rail Position: +3m 1000m-350m
Cutaway Applies; True Remainder

Section	Overall	1000m	800m	600m	400m	200m								
Section Times	1:11.08 [1] (0:14.31)	0:56.77 [4] (0:10.83)	0:45.94 [4] (0:11.12)	0:34.82 [4] (0:11.24)	0:23.58 [3] (0:11.45)	0:12.13 [1] (0:12.13)								
Average Speed [km/h]	50.4	66.4	65.3	64.7	63.0	59.5								
Top Speed [km/h]	66.9	67.9	67.4	65.4	64.1	62.8								
Avg. Dist. to Rail [m]	5.4	1.6	1.4	1.7	7.4	7.5								
Avg. Stride Freq. [Hz]	2.3	2.4	2.4	2.4	2.4	2.3								
Avg. Stride Length [m]	5.8	7.5	7.4	7.4	7.2	7.1								





Horse/Jockey Name	Rise Of The Masses
Final Rank	2
Fastest Section Time (Section)	0:10.94 (1000m)
Top Speed [km/h] (Section)	67.5 (1000m)
Race State	Finished



Aquis Park Gold CoastProfessional

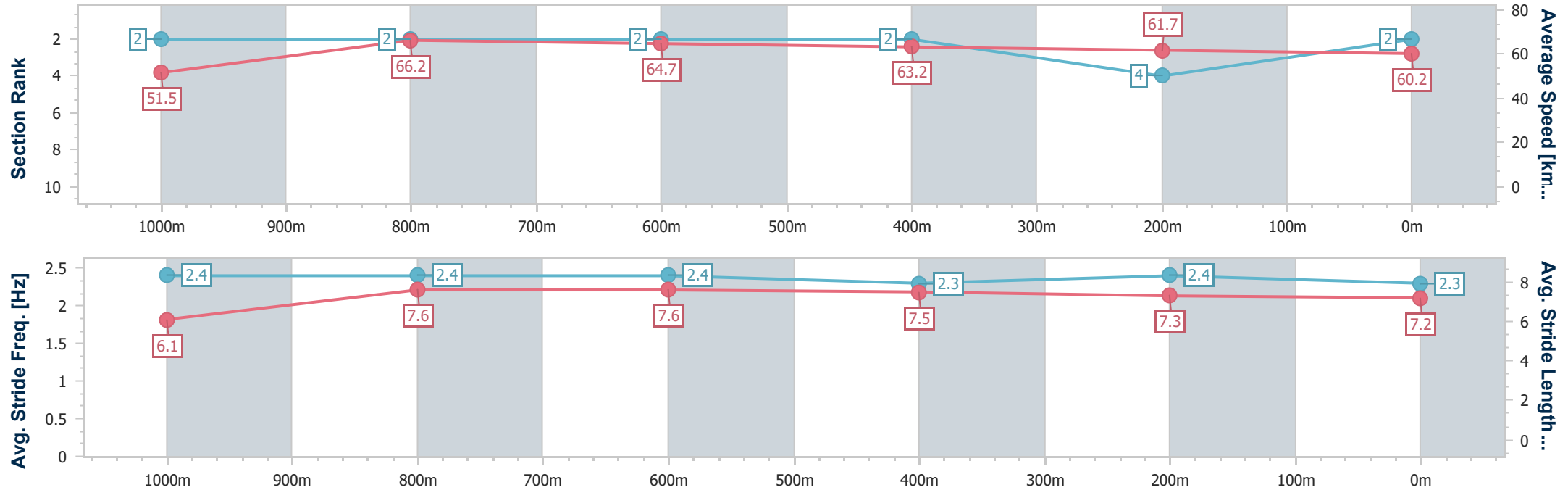
Race 5: JIM BEAM OPEN Handicap - 1200m



05 July 2025 - 14:18

Track Rating: Soft 5, Weather: Fine, Rail Position: +3m 1000m-350m
Cutaway Applies; True Remainder

Section	Overall	1000m	800m	600m	400m	200m								
Section Times	1:11.16 [2] (0:13.95)	0:57.21 [2] (0:10.94)	0:46.27 [2] (0:11.19)	0:35.08 [2] (0:11.39)	0:23.69 [2] (0:11.74)	0:11.95 [4] (0:11.95)								
Average Speed [km/h]	51.5	66.2	64.7	63.2	61.7	60.2								
Top Speed [km/h]	66.0	67.5	65.8	64.8	62.9	61.1								
Avg. Dist. to Rail [m]	3.8	1.7	1.1	0.8	4.1	6.7								
Avg. Stride Freq. [Hz]	2.4	2.4	2.4	2.3	2.4	2.3								
Avg. Stride Length [m]	6.1	7.6	7.6	7.5	7.3	7.2								



- [] Ranking at each section and finish
- .-.- No data available at this section
- NA No data available



Horse/Jockey Name	Two Ya Got
Final Rank	3
Fastest Section Time (Section)	0:11.00 (1000m)
Top Speed [km/h] (Section)	67.2 (Overall)
Race State	Finished



Aquis Park Gold CoastProfessional

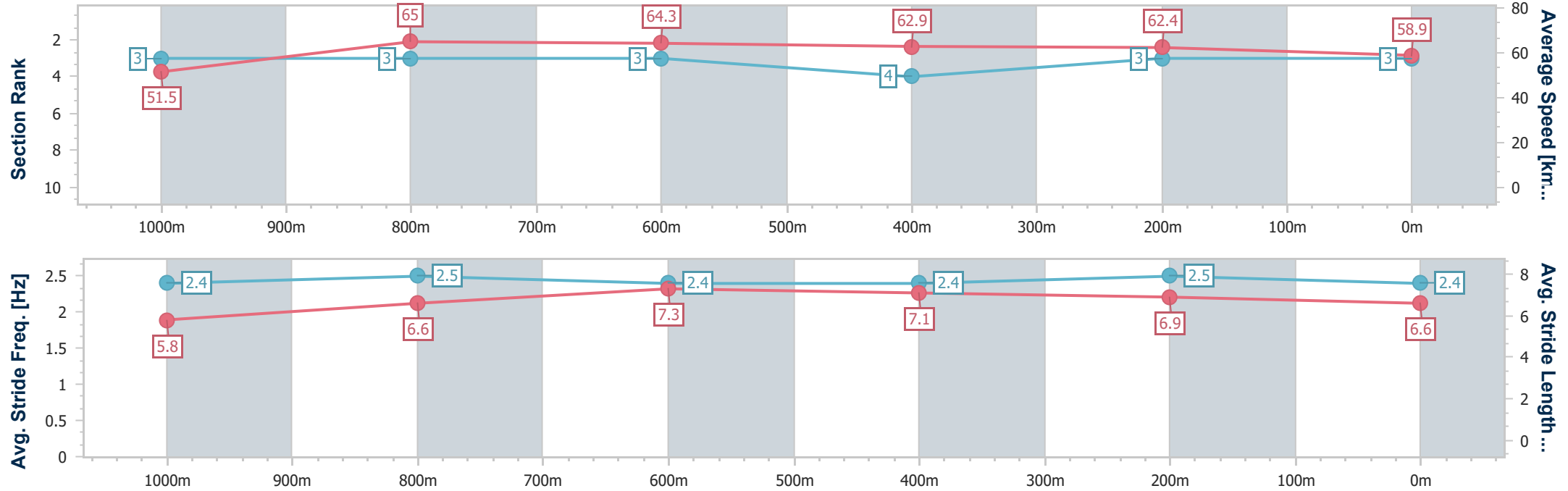
Race 5: JIM BEAM OPEN Handicap - 1200m



05 July 2025 - 14:18

Track Rating: Soft 5, Weather: Fine, Rail Position: +3m 1000m-350m
Cutaway Applies; True Remainder

Section	Overall	1000m	800m	600m	400m	200m								
Section Times	1:11.34 [3] (0:14.00)	0:57.34 [3] (0:11.00)	0:46.34 [3] (0:11.23)	0:35.11 [3] (0:11.34)	0:23.77 [4] (0:11.57)	0:12.20 [3] (0:12.20)								
Average Speed [km/h]	51.5	65.0	64.3	62.9	62.4	58.9								
Top Speed [km/h]	67.2	66.8	64.8	64.0	63.4	61.0								
Avg. Dist. to Rail [m]	3.3	1.6	0.5	1.2	2.6	3.6								
Avg. Stride Freq. [Hz]	2.4	2.5	2.4	2.4	2.5	2.4								
Avg. Stride Length [m]	5.8	6.6	7.3	7.1	6.9	6.6								





Horse/Jockey Name	Zoumeteor
Final Rank	4
Fastest Section Time (Section)	0:10.91 (1000m)
Top Speed [km/h] (Section)	68.8 (1000m)
Race State	Finished



Aquis Park Gold CoastProfessional

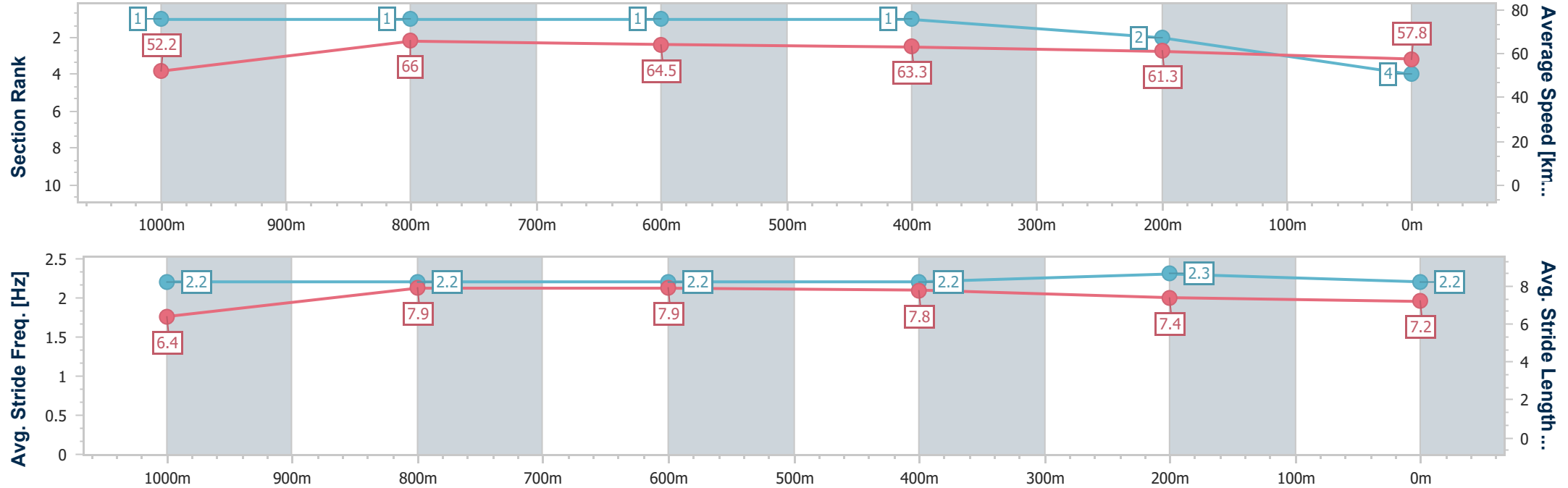
Race 5: JIM BEAM OPEN Handicap - 1200m



05 July 2025 - 14:18

Track Rating: Soft 5, Weather: Fine, Rail Position: +3m 1000m-350m
Cutaway Applies; True Remainder

Section	Overall	1000m	800m	600m	400m	200m								
Section Times	1:11.46 [4] (0:13.79)	0:57.67 [1] (0:10.91)	0:46.76 [1] (0:11.16)	0:35.60 [1] (0:11.39)	0:24.21 [1] (0:11.73)	0:12.48 [2] (0:12.48)								
Average Speed [km/h]	52.2	66.0	64.5	63.3	61.3	57.8								
Top Speed [km/h]	68.7	68.8	65.4	63.9	62.3	60.4								
Avg. Dist. to Rail [m]	5.5	1.3	0.8	0.7	3.9	5.7								
Avg. Stride Freq. [Hz]	2.2	2.2	2.2	2.2	2.3	2.2								
Avg. Stride Length [m]	6.4	7.9	7.9	7.8	7.4	7.2								





Horse/Jockey Name	Ljungberg
Final Rank	5
Fastest Section Time (Section)	0:10.78 (1000m)
Top Speed [km/h] (Section)	67.3 (1000m)
Race State	Finished



Aquis Park Gold CoastProfessional

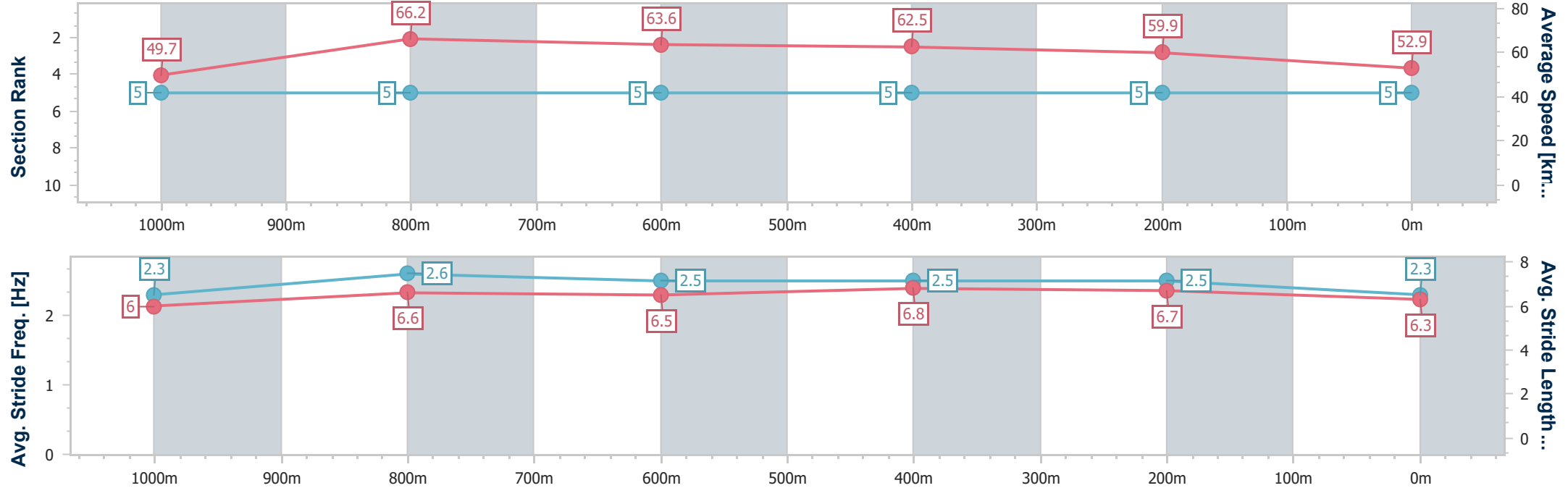
Race 5: JIM BEAM OPEN Handicap - 1200m



05 July 2025 - 14:18

Track Rating: Soft 5, Weather: Fine, Rail Position: +3m 1000m-350m
Cutaway Applies; True Remainder

Section	Overall	1000m	800m	600m	400m	200m								
Section Times	1:13.70 [5] (0:14.47)	0:59.23 [5] (0:10.78)	0:48.45 [5] (0:11.33)	0:37.12 [5] (0:11.49)	0:25.63 [5] (0:12.06)	0:13.57 [5] (0:13.57)								
Average Speed [km/h]	49.7	66.2	63.6	62.5	59.9	52.9								
Top Speed [km/h]	66.7	67.3	65.6	63.4	61.4	57.8								
Avg. Dist. to Rail [m]	2.6	1.3	0.7	0.6	3.8	5.2								
Avg. Stride Freq. [Hz]	2.3	2.6	2.5	2.5	2.5	2.3								
Avg. Stride Length [m]	6.0	6.6	6.5	6.8	6.7	6.3								





Aquis Park Gold Coast Professional

Race 6: SPRING CARNIVAL ON SALE NOW Class 3 Plate - 1300m

05 July 2025 - 14:59



Track Rating: Soft 5, Weather: Fine, Rail Position: +3m 1000m-350m Cutaway Applies; True Remainder

Section		Overall				1200m	1000m	800m	600m	400m	Last 600m	
Field Times		1:18.13				1:09.29	0:58.49	0:47.29	0:35.90	0:24.32	0:35.90	
		(0:08.84)				(0:10.80)	(0:11.20)	(0:11.39)	(0:11.58)	(0:11.93)		
Rank	TAB	Horse/Jockey	Barrier	Top Speed [km/h]	Fastest Section							Distance Travelled [m]
1	5	RESURRECTED	5	67.4	0:08.95	1:18.13 [1]	1:09.18 [4]	0:58.24 [4]	0:47.02 [5]	0:35.56 [5]	0:24.01 [4]	0:35.56
		Cobi Vitler		1200m	Overall	(0:08.95)	(0:10.94)	(0:11.22)	(0:11.46)	(0:11.55)	(0:11.85)	
2	2	DUNLOE	8	69.6	0:09.10	1:18.42 [2]	1:09.32 [7]	0:58.65 [3]	0:47.40 [3]	0:36.01 [3]	0:24.40 [3]	0:36.01 +1
		Montana Philpot		1200m	Overall	(0:09.10)	(0:10.67)	(0:11.25)	(0:11.39)	(0:11.61)	(0:11.87)	
3	3	HAYAKU	9	65.9	0:09.36	1:18.42 [3]	1:09.06 [11]	0:57.90 [11]	0:46.66 [10]	0:35.25 [10]	0:23.64 [11]	0:35.25 -3
		Karl Zechner		1200m	Overall	(0:09.36)	(0:11.16)	(0:11.24)	(0:11.41)	(0:11.61)	(0:11.56)	
4	9	NIGHTCAPPED	2	66.6	0:09.14	1:18.44 [4]	1:09.30 [8]	0:58.33 [6]	0:47.08 [6]	0:35.61 [7]	0:23.99 [7]	0:35.61 -4
		Leah Martyn		1200m	Overall	(0:09.14)	(0:10.97)	(0:11.25)	(0:11.47)	(0:11.62)	(0:11.83)	
5	4	NAILS AND PRIDE	3	67.4	0:08.92	1:18.48 [5]	1:09.56 [2]	0:58.78 [2]	0:47.62 [2]	0:36.25 [1]	0:24.67 [1]	0:36.25 -4
		Danny Peisley		1200m	Overall	(0:08.92)	(0:10.78)	(0:11.16)	(0:11.37)	(0:11.58)	(0:11.93)	
5	6	WAR DRAMA	7	66.0	0:09.23	1:18.48 [5]	1:09.25 [9]	0:58.10 [8]	0:46.96 [8]	0:35.54 [8]	0:23.91 [8]	0:35.54 -3
		Micheal Hellyer		1200m	Overall	(0:09.23)	(0:11.15)	(0:11.14)	(0:11.42)	(0:11.63)	(0:11.80)	
7	8	RYLOV	12	67.2	0:09.44	1:18.58 [7]	1:09.14 [12]	0:57.82 [12]	0:46.46 [12]	0:35.09 [12]	0:23.81 [10]	0:35.09 +2
		Rob Thorburn		1200m	Overall	(0:09.44)	(0:11.32)	(0:11.36)	(0:11.37)	(0:11.28)	(0:11.54)	
8	10	RUBYDOO	1	67.2	0:09.09	1:18.60 [8]	1:09.51 [5]	0:58.60 [5]	0:47.53 [4]	0:36.03 [4]	0:24.39 [5]	0:36.03 -4
		Anthony Allen		1200m	Overall	(0:09.09)	(0:10.91)	(0:11.07)	(0:11.50)	(0:11.64)	(0:11.95)	
9	15	MISS SHU	6	65.9	0:08.94	1:18.67 [9]	1:09.73 [3]	0:58.54 [7]	0:47.27 [7]	0:35.85 [6]	0:24.33 [6]	0:35.85 -2
		Brandon Lerena		1200m	Overall	(0:08.94)	(0:11.19)	(0:11.27)	(0:11.42)	(0:11.52)	(0:11.97)	
10	20	CRAZY EYED FRED	11	65.7	0:09.30	1:18.95 [10]	1:09.65 [10]	0:58.47 [10]	0:47.10 [11]	0:35.74 [11]	0:24.13 [12]	0:35.74 +4
		Dan McGillivray		1200m	Overall	(0:09.30)	(0:11.18)	(0:11.37)	(0:11.36)	(0:11.61)	(0:11.83)	

Scratched: Crown Guinea (#12), Bold Julius (#1), Kamariya (#14), Walsh Bay (#16), Coney Island Baby (#17), Tortilla (#19), Suenito (#21), Nagamie (#11), Freeland (#13)

Report Created: Sat 5 July 2025 15:24 GMT+10

(Note: Timing is based on position data)

Page 1/16

[] Ranking at each section and finish
-:-:- No data available at this section
NA No data available

SCN Saddle cloth number
DNF Did not finish
DNT Did not track

data processed by TRIPLES DATA



Aquis Park Gold Coast Professional
Race 6: SPRING CARNIVAL ON SALE NOW Class 3 Plate - 1300m
05 July 2025 - 14:59



Track Rating: Soft 5, Weather: Fine, Rail Position: +3m 1000m-350m Cutaway Applies; True Remainder

Section						Overall	1200m	1000m	800m	600m	400m	Last 600m	
Field Times						1:18.13 (0:08.84)	1:09.29 (0:10.80)	0:58.49 (0:11.20)	0:47.29 (0:11.39)	0:35.90 (0:11.58)	0:24.32 (0:11.93)	0:35.90	
Rank	TAB	Horse/Jockey	Barrier	Top Speed [km/h]	Fastest Section							Distance Travelled [m]	
11	18	GOING TO THE SUN	4	64.6	0:09.09	1:19.25 [11]	1:10.16 [6]	0:58.84 [9]	0:47.61 [9]	0:36.19 [9]	0:24.55 [9]	0:36.19	-4
		Yvette Lewis		1200m	Overall	(0:09.09)	(0:11.32)	(0:11.23)	(0:11.42)	(0:11.64)	(0:12.01)		
12	7	PRIVATE TENDER	10	67.7	0:08.84	1:19.77 [12]	1:10.93 [1]	1:00.13 [1]	0:48.93 [1]	0:37.50 [2]	0:25.84 [2]	0:37.50	-1
		Dylan Turner		1200m	Overall	(0:08.84)	(0:10.80)	(0:11.20)	(0:11.43)	(0:11.66)	(0:12.28)		

Scratched: Crown Guinea (#12), Bold Julius (#1), Kamariya (#14), Walsh Bay (#16), Coney Island Baby (#17), Tortilla (#19), Suenito (#21), Nagamie (#11), Freeland (#13)



Aquis Park Gold Coast Professional
Race 6: SPRING CARNIVAL ON SALE NOW Class 3 Plate - 1300m
05 July 2025 - 14:59



Track Rating: Soft 5, Weather: Fine, Rail Position: +3m 1000m-350m Cutaway Applies; True Remainder

Section Field Times				200m 0:12.39 (0:12.39)				Last 600m 0:35.90	
Rank	TAB	Horse/Jockey	Barrier	Top Speed [km/h]	Fastest Section	Margin		Distance Travelled [m]	
1	5	RESURRECTED	5	67.4	0:08.95	0:12.16 [3]	1:18.13	0:35.56	
		Cobi Vitler		1200m	Overall	(0:12.16)			
2	2	DUNLOE	8	69.6	0:09.10	0:12.53 [2]	1.5L	0:36.01	+1
		Montana Philpot		1200m	Overall	(0:12.53)			
3	3	HAYAKU	9	65.9	0:09.36	0:12.08 [9]	1.6L	0:35.25	-3
		Karl Zechner		1200m	Overall	(0:12.08)			
4	9	NIGHTCAPPED	2	66.6	0:09.14	0:12.16 [6]	1.7L	0:35.61	-4
		Leah Martyn		1200m	Overall	(0:12.16)			
5	4	NAILS AND PRIDE	3	67.4	0:08.92	0:12.74 [1]	1.9L	0:36.25	-4
		Danny Peisley		1200m	Overall	(0:12.74)			
5	6	WAR DRAMA	7	66.0	0:09.23	0:12.11 [10]	1.9L	0:35.54	-3
		Micheal Hellyer		1200m	Overall	(0:12.11)			
7	8	RYLOV	12	67.2	0:09.44	0:12.27 [8]	2.4L	0:35.09	+2
		Rob Thorburn		1200m	Overall	(0:12.27)			
8	10	RUBYDOO	1	67.2	0:09.09	0:12.44 [4]	2.5L	0:36.03	-4
		Anthony Allen		1200m	Overall	(0:12.44)			
9	15	MISS SHU	6	65.9	0:08.94	0:12.36 [7]	2.9L	0:35.85	-2
		Brandon Lerena		1200m	Overall	(0:12.36)			
10	20	CRAZY EYED FRED	11	65.7	0:09.30	0:12.30 [11]	4.4L	0:35.74	+4
		Dan McGillivray		1200m	Overall	(0:12.30)			

Scratched: Crown Guinea (#12), Bold Julius (#1), Kamariya (#14), Walsh Bay (#16), Coney Island Baby (#17), Tortilla (#19), Suenito (#21), Nagamie (#11), Freeland (#13)



Aquis Park Gold Coast Professional
Race 6: SPRING CARNIVAL ON SALE NOW Class 3 Plate - 1300m
05 July 2025 - 14:59



Track Rating: Soft 5, Weather: Fine, Rail Position: +3m 1000m-350m Cutaway Applies; True Remainder

Section						200m		Last 600m		
Field Times						0:12.39 (0:12.39)		0:35.90		
Rank	TAB	Horse/Jockey	Barrier	Top Speed [km/h]	Fastest Section	Margin			Distance Travelled [m]	
11	18	GOING TO THE SUN	4	64.6	0:09.09	0:12.54 [12]	6.2L		0:36.19	-4
		Yvette Lewis		1200m	Overall	(0:12.54)				
12	7	PRIVATE TENDER	10	67.7	0:08.84	0:13.56 [5]	9.2L		0:37.50	-1
		Dylan Turner		1200m	Overall	(0:13.56)				

Scratched: Crown Guinea (#12), Bold Julius (#1), Kamariya (#14), Walsh Bay (#16), Coney Island Baby (#17), Tortilla (#19), Suenito (#21), Nagamie (#11), Freeland (#13)



Horse/Jockey Name	Resurrected
Final Rank	1
Fastest Section Time (Section)	0:08.95 (Overall)
Top Speed [km/h] (Section)	67.4 (1200m)
Race State	Finished



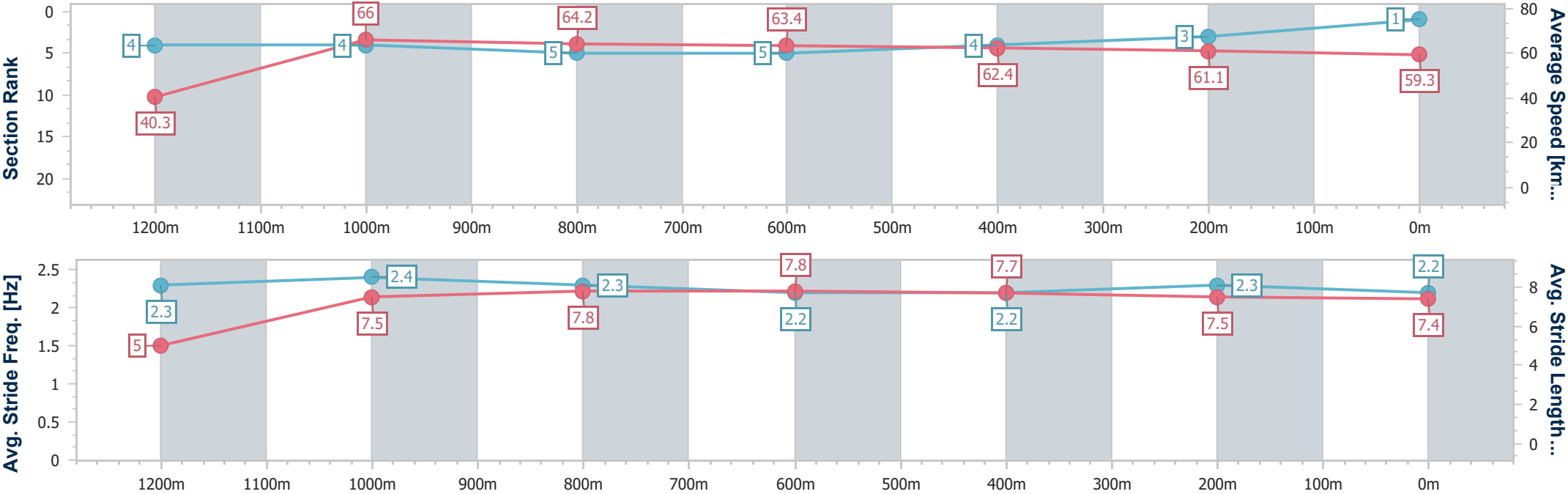
Aquis Park Gold CoastProfessional
Race 6: SPRING CARNIVAL ON SALE NOW Class 3 Plate -
1300m



05 July 2025 - 14:59

Track Rating: Soft 5, Weather: Fine, Rail Position: +3m 1000m-350m
Cutaway Applies; True Remainder

Section	Overall	1200m	1000m	800m	600m	400m	200m						
Section Times	1:18.13 [1] (0:08.95)	1:09.18 [4] (0:10.94)	0:58.24 [4] (0:11.22)	0:47.02 [5] (0:11.46)	0:35.56 [5] (0:11.55)	0:24.01 [4] (0:11.85)	0:12.16 [3] (0:12.16)						
Average Speed [km/h]	40.3	66.0	64.2	63.4	62.4	61.1	59.3						
Top Speed [km/h]	64.1	67.4	65.9	64.3	63.4	61.5	61.0						
Avg. Dist. to Rail [m]	7.2	1.9	1.6	1.5	0.7	5.7	3.6						
Avg. Stride Freq. [Hz]	2.3	2.4	2.3	2.2	2.2	2.3	2.2						
Avg. Stride Length [m]	5.0	7.5	7.8	7.8	7.7	7.5	7.4						





Horse/Jockey Name	Dunloe
Final Rank	2
Fastest Section Time (Section)	0:09.10 (Overall)
Top Speed [km/h] (Section)	69.6 (1200m)
Race State	Finished



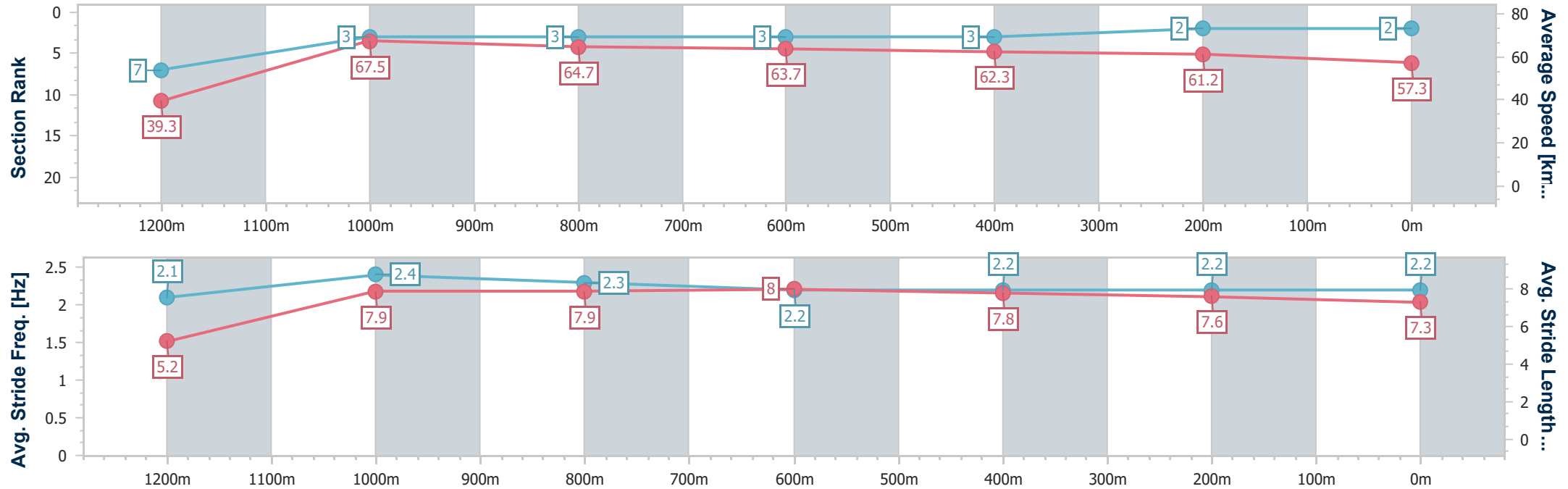
Aquis Park Gold CoastProfessional
Race 6: SPRING CARNIVAL ON SALE NOW Class 3 Plate -
1300m



05 July 2025 - 14:59

Track Rating: Soft 5, Weather: Fine, Rail Position: +3m 1000m-350m
Cutaway Applies; True Remainder

Section	Overall	1200m	1000m	800m	600m	400m	200m						
Section Times	1:18.42 [2] (0:09.10)	1:09.32 [7] (0:10.67)	0:58.65 [3] (0:11.25)	0:47.40 [3] (0:11.39)	0:36.01 [3] (0:11.61)	0:24.40 [3] (0:11.87)	0:12.53 [2] (0:12.53)						
Average Speed [km/h]	39.3	67.5	64.7	63.7	62.3	61.2	57.3						
Top Speed [km/h]	64.1	69.6	65.8	64.7	62.8	61.9	59.5						
Avg. Dist. to Rail [m]	9.7	4.1	1.6	2.2	1.4	6.1	4.4						
Avg. Stride Freq. [Hz]	2.1	2.4	2.3	2.2	2.2	2.2	2.2						
Avg. Stride Length [m]	5.2	7.9	7.9	8.0	7.8	7.6	7.3						





Horse/Jockey Name	Hayaku
Final Rank	3
Fastest Section Time (Section)	0:09.36 (Overall)
Top Speed [km/h] (Section)	65.9 (1200m)
Race State	Finished



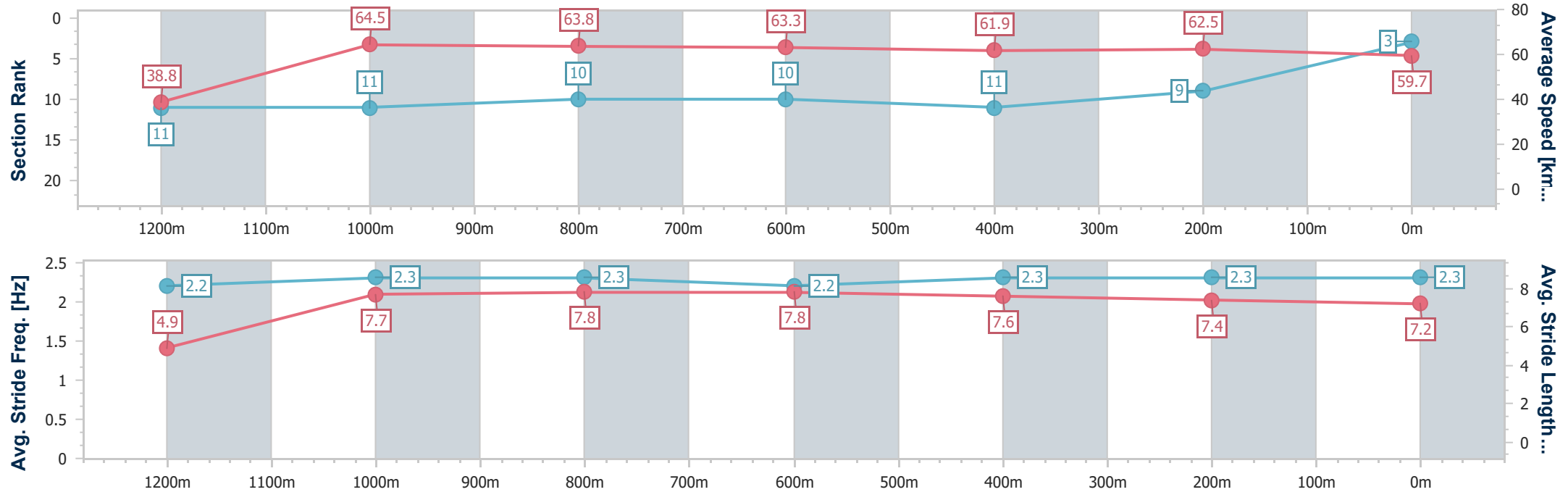
Aquis Park Gold CoastProfessional
Race 6: SPRING CARNIVAL ON SALE NOW Class 3 Plate -
1300m



05 July 2025 - 14:59

Track Rating: Soft 5, Weather: Fine, Rail Position: +3m 1000m-350m
Cutaway Applies; True Remainder

Section	Overall	1200m	1000m	800m	600m	400m	200m						
Section Times	1:18.42 [3] (0:09.36)	1:09.06 [11] (0:11.16)	0:57.90 [11] (0:11.24)	0:46.66 [10] (0:11.41)	0:35.25 [10] (0:11.61)	0:23.64 [11] (0:11.56)	0:12.08 [9] (0:12.08)						
Average Speed [km/h]	38.8	64.5	63.8	63.3	61.9	62.5	59.7						
Top Speed [km/h]	61.6	65.9	64.4	63.8	63.2	63.3	61.6						
Avg. Dist. to Rail [m]	9.5	1.9	1.2	0.6	0.4	3.8	1.5						
Avg. Stride Freq. [Hz]	2.2	2.3	2.3	2.2	2.3	2.3	2.3						
Avg. Stride Length [m]	4.9	7.7	7.8	7.8	7.6	7.4	7.2						



- [] Ranking at each section and finish
- .-.-.- No data available at this section
- NA No data available



Horse/Jockey Name	Nightcapped
Final Rank	4
Fastest Section Time (Section)	0:09.14 (Overall)
Top Speed [km/h] (Section)	66.6 (1200m)
Race State	Finished



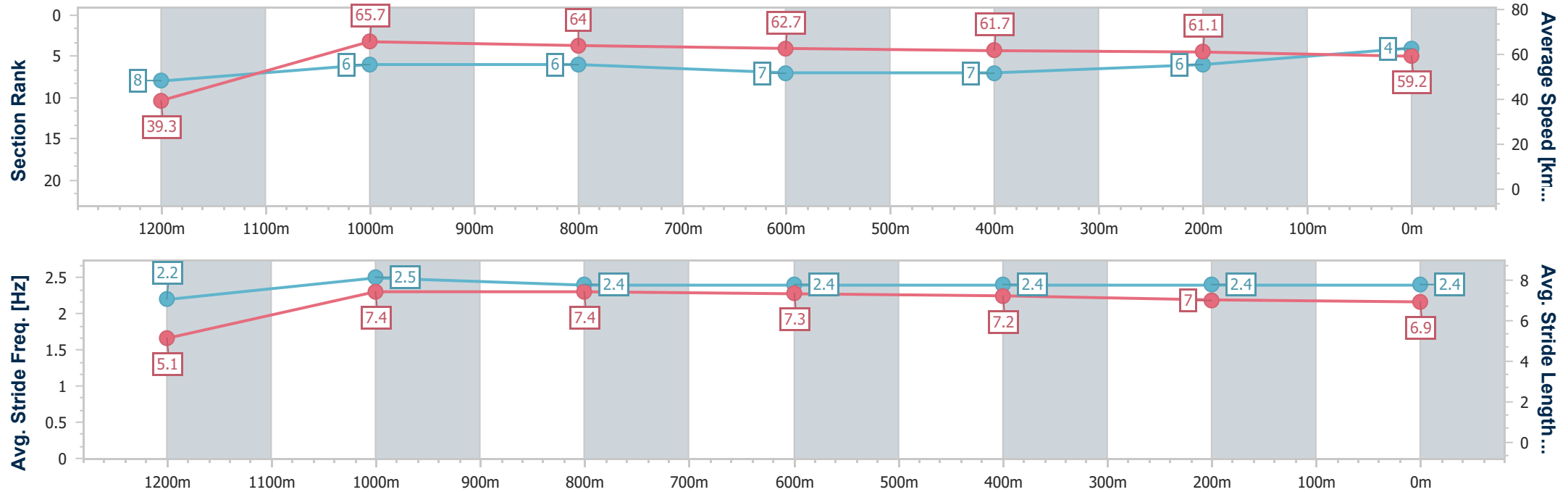
Aquis Park Gold CoastProfessional
Race 6: SPRING CARNIVAL ON SALE NOW Class 3 Plate -
1300m



05 July 2025 - 14:59

Track Rating: Soft 5, Weather: Fine, Rail Position: +3m 1000m-350m
Cutaway Applies; True Remainder

Section	Overall	1200m	1000m	800m	600m	400m	200m						
Section Times	1:18.44 [4] (0:09.14)	1:09.30 [8] (0:10.97)	0:58.33 [6] (0:11.25)	0:47.08 [6] (0:11.47)	0:35.61 [7] (0:11.62)	0:23.99 [7] (0:11.83)	0:12.16 [6] (0:12.16)						
Average Speed [km/h]	39.3	65.7	64.0	62.7	61.7	61.1	59.2						
Top Speed [km/h]	64.0	66.6	65.5	64.0	62.8	61.8	60.7						
Avg. Dist. to Rail [m]	4.1	0.7	1.4	0.5	0.8	1.7	0.9						
Avg. Stride Freq. [Hz]	2.2	2.5	2.4	2.4	2.4	2.4	2.4						
Avg. Stride Length [m]	5.1	7.4	7.4	7.3	7.2	7.0	6.9						



- [] Ranking at each section and finish
- .-.- No data available at this section
- NA No data available



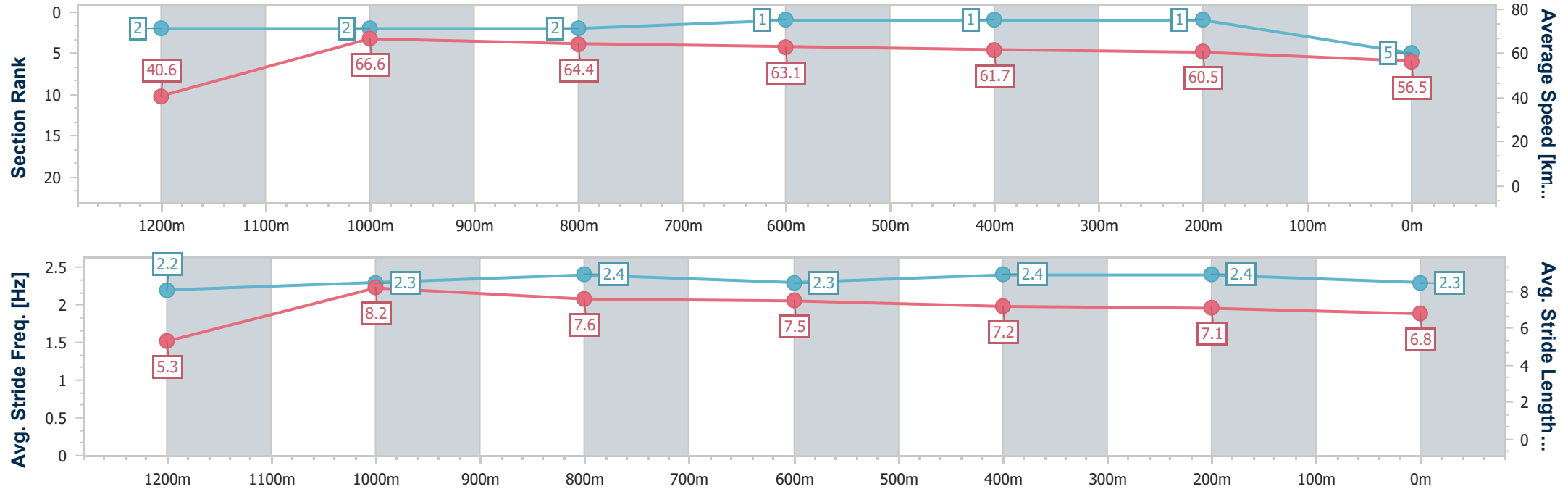
Horse/Jockey Name	Nails And Pride
Final Rank	5
Fastest Section Time (Section)	0:08.92 (Overall)
Top Speed [km/h] (Section)	67.4 (1200m)
Race State	Finished



Aquis Park Gold CoastProfessional
Race 6: SPRING CARNIVAL ON SALE NOW Class 3 Plate -
1300m
05 July 2025 - 14:59
Track Rating: Soft 5, Weather: Fine, Rail Position: +3m 1000m-350m
Cutaway Applies; True Remainder



Section	Overall	1200m	1000m	800m	600m	400m	200m						
Section Times	1:18.48 [5] (0:08.92)	1:09.56 [2] (0:10.78)	0:58.78 [2] (0:11.16)	0:47.62 [2] (0:11.37)	0:36.25 [1] (0:11.58)	0:24.67 [1] (0:11.93)	0:12.74 [1] (0:12.74)						
Average Speed [km/h]	40.6	66.6	64.4	63.1	61.7	60.5	56.5						
Top Speed [km/h]	65.2	67.4	65.2	64.4	62.6	61.4	59.0						
Avg. Dist. to Rail [m]	5.5	1.3	1.3	0.5	1.4	1.9	1.0						
Avg. Stride Freq. [Hz]	2.2	2.3	2.4	2.3	2.4	2.4	2.3						
Avg. Stride Length [m]	5.3	8.2	7.6	7.5	7.2	7.1	6.8						





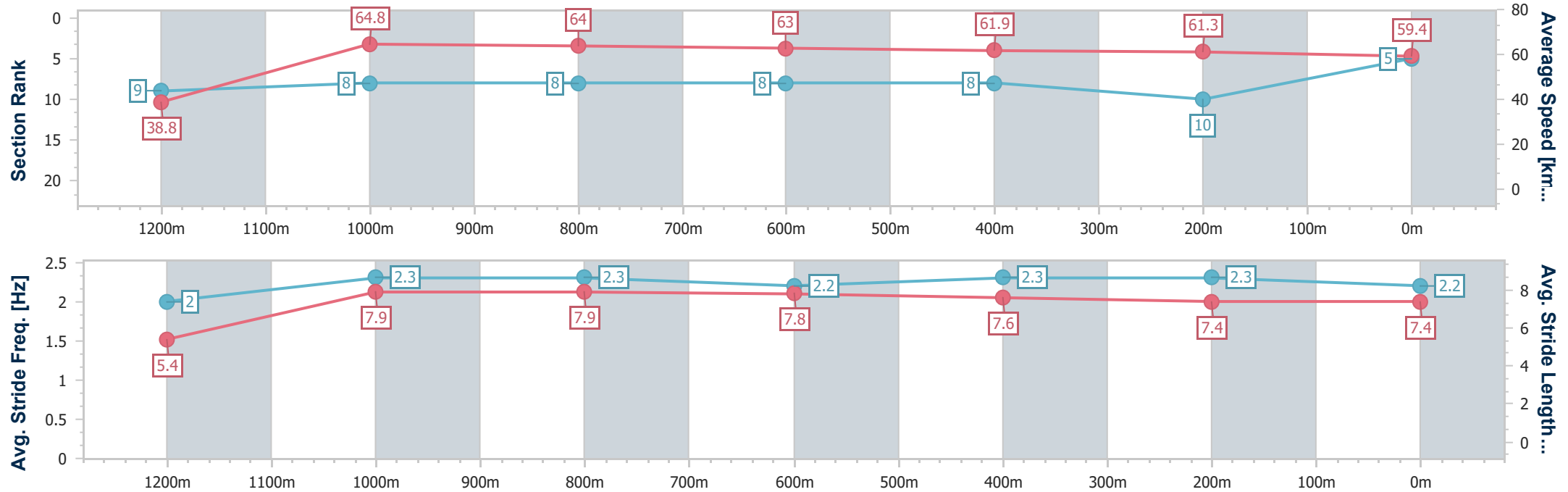
Horse/Jockey Name	War Drama
Final Rank	5
Fastest Section Time (Section)	0:09.23 (Overall)
Top Speed [km/h] (Section)	66.0 (1200m)
Race State	Finished



Aquis Park Gold CoastProfessional
Race 6: SPRING CARNIVAL ON SALE NOW Class 3 Plate - 1300m
05 July 2025 - 14:59
Track Rating: Soft 5, Weather: Fine, Rail Position: +3m 1000m-350m
Cutaway Applies; True Remainder



Section	Overall	1200m	1000m	800m	600m	400m	200m						
Section Times	1:18.48 [5] (0:09.23)	1:09.25 [9] (0:11.15)	0:58.10 [8] (0:11.14)	0:46.96 [8] (0:11.42)	0:35.54 [8] (0:11.63)	0:23.91 [8] (0:11.80)	0:12.11 [10] (0:12.11)						
Average Speed [km/h]	38.8	64.8	64.0	63.0	61.9	61.3	59.4						
Top Speed [km/h]	62.2	66.0	65.7	63.6	62.9	62.2	60.3						
Avg. Dist. to Rail [m]	7.9	1.7	1.5	0.6	0.6	4.6	4.1						
Avg. Stride Freq. [Hz]	2.0	2.3	2.3	2.2	2.3	2.3	2.2						
Avg. Stride Length [m]	5.4	7.9	7.9	7.8	7.6	7.4	7.4						





Horse/Jockey Name	Rylov
Final Rank	7
Fastest Section Time (Section)	0:09.44 (Overall)
Top Speed [km/h] (Section)	67.2 (1200m)
Race State	Finished



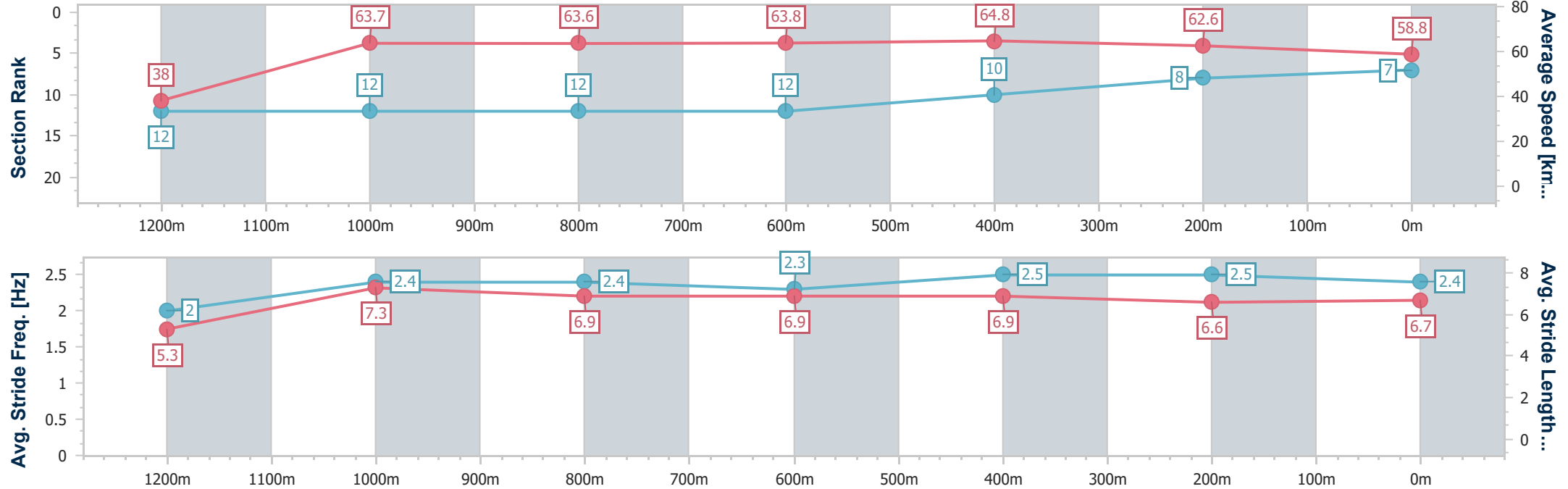
Aquis Park Gold CoastProfessional
Race 6: SPRING CARNIVAL ON SALE NOW Class 3 Plate -
1300m



05 July 2025 - 14:59

Track Rating: Soft 5, Weather: Fine, Rail Position: +3m 1000m-350m
Cutaway Applies; True Remainder

Section	Overall	1200m	1000m	800m	600m	400m	200m						
Section Times	1:18.58 [7] (0:09.44)	1:09.14 [12] (0:11.32)	0:57.82 [12] (0:11.36)	0:46.46 [12] (0:11.37)	0:35.09 [12] (0:11.28)	0:23.81 [10] (0:11.54)	0:12.27 [8] (0:12.27)						
Average Speed [km/h]	38.0	63.7	63.6	63.8	64.8	62.6	58.8						
Top Speed [km/h]	60.5	67.2	66.5	65.2	65.4	65.0	60.8						
Avg. Dist. to Rail [m]	12.9	4.1	1.7	1.7	2.7	7.1	6.4						
Avg. Stride Freq. [Hz]	2.0	2.4	2.4	2.3	2.5	2.5	2.4						
Avg. Stride Length [m]	5.3	7.3	6.9	6.9	6.9	6.6	6.7						





Horse/Jockey Name	Rubydoo
Final Rank	8
Fastest Section Time (Section)	0:09.09 (Overall)
Top Speed [km/h] (Section)	67.2 (1200m)
Race State	Finished



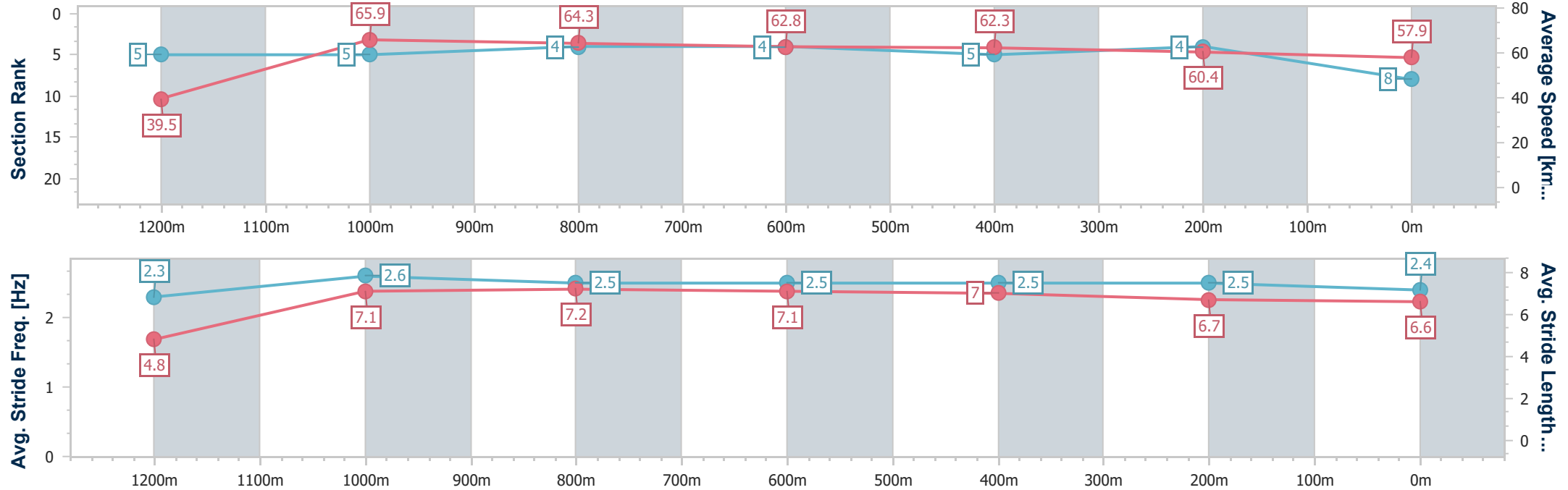
Aquis Park Gold CoastProfessional
Race 6: SPRING CARNIVAL ON SALE NOW Class 3 Plate -
1300m



05 July 2025 - 14:59

Track Rating: Soft 5, Weather: Fine, Rail Position: +3m 1000m-350m
Cutaway Applies; True Remainder

Section	Overall	1200m	1000m	800m	600m	400m	200m						
Section Times	1:18.60 [8] (0:09.09)	1:09.51 [5] (0:10.91)	0:58.60 [5] (0:11.07)	0:47.53 [4] (0:11.50)	0:36.03 [4] (0:11.64)	0:24.39 [5] (0:11.95)	0:12.44 [4] (0:12.44)						
Average Speed [km/h]	39.5	65.9	64.3	62.8	62.3	60.4	57.9						
Top Speed [km/h]	62.5	67.2	65.8	64.0	63.9	61.7	60.1						
Avg. Dist. to Rail [m]	3.1	0.9	1.8	1.1	1.1	3.7	3.5						
Avg. Stride Freq. [Hz]	2.3	2.6	2.5	2.5	2.5	2.5	2.4						
Avg. Stride Length [m]	4.8	7.1	7.2	7.1	7.0	6.7	6.6						





Horse/Jockey Name	Miss Shu
Final Rank	9
Fastest Section Time (Section)	0:08.94 (Overall)
Top Speed [km/h] (Section)	65.9 (1200m)
Race State	Finished



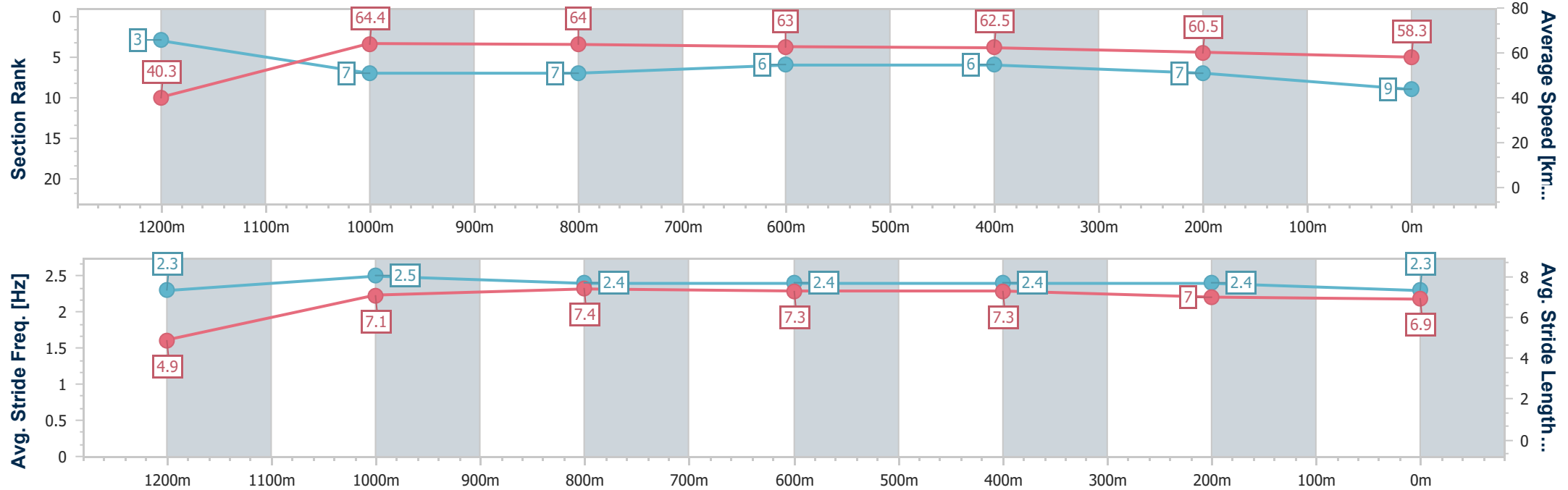
Aquis Park Gold CoastProfessional
Race 6: SPRING CARNIVAL ON SALE NOW Class 3 Plate -
1300m



05 July 2025 - 14:59

Track Rating: Soft 5, Weather: Fine, Rail Position: +3m 1000m-350m
Cutaway Applies; True Remainder

Section	Overall	1200m	1000m	800m	600m	400m	200m						
Section Times	1:18.67 [9] (0:08.94)	1:09.73 [3] (0:11.19)	0:58.54 [7] (0:11.27)	0:47.27 [7] (0:11.42)	0:35.85 [6] (0:11.52)	0:24.33 [6] (0:11.97)	0:12.36 [7] (0:12.36)						
Average Speed [km/h]	40.3	64.4	64.0	63.0	62.5	60.5	58.3						
Top Speed [km/h]	61.8	65.9	64.8	64.8	63.2	62.0	60.5						
Avg. Dist. to Rail [m]	7.6	2.2	1.3	0.6	0.6	6.4	5.5						
Avg. Stride Freq. [Hz]	2.3	2.5	2.4	2.4	2.4	2.4	2.3						
Avg. Stride Length [m]	4.9	7.1	7.4	7.3	7.3	7.0	6.9						



- [] Ranking at each section and finish
- .-.-.- No data available at this section
- NA No data available



Horse/Jockey Name	Crazy Eyed Fred
Final Rank	10
Fastest Section Time (Section)	0:09.30 (Overall)
Top Speed [km/h] (Section)	65.7 (1200m)
Race State	Finished



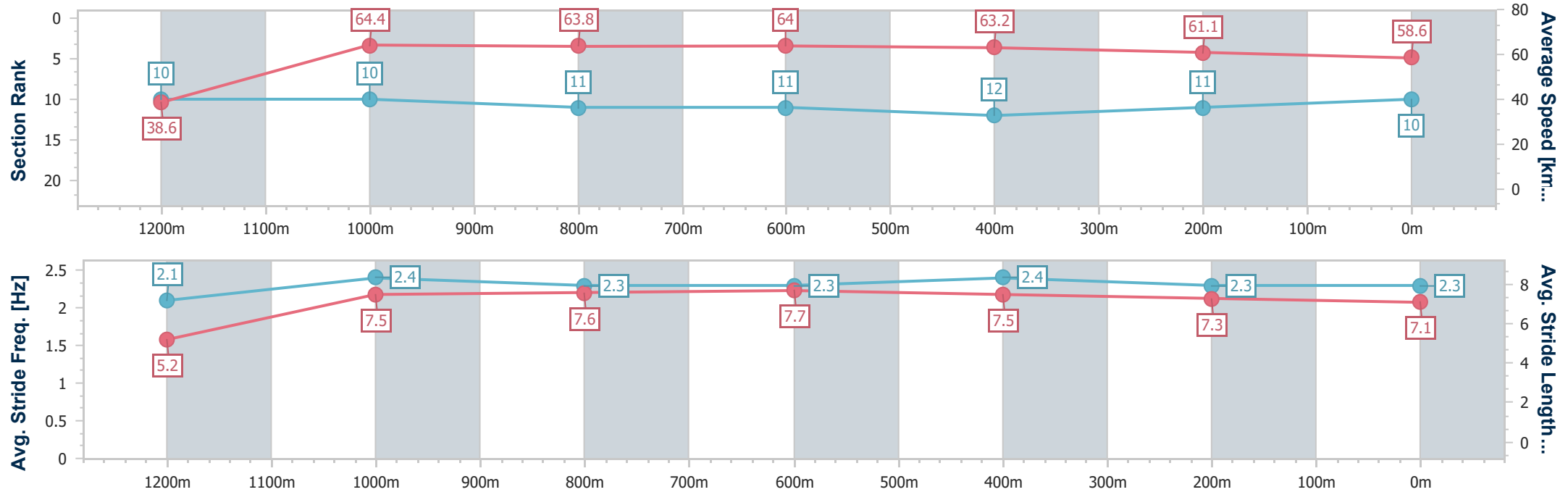
Aquis Park Gold CoastProfessional
Race 6: SPRING CARNIVAL ON SALE NOW Class 3 Plate -
1300m



05 July 2025 - 14:59

Track Rating: Soft 5, Weather: Fine, Rail Position: +3m 1000m-350m
Cutaway Applies; True Remainder

Section	Overall	1200m	1000m	800m	600m	400m	200m						
Section Times	1:18.95 [10] (0:09.30)	1:09.65 [10] (0:11.18)	0:58.47 [10] (0:11.37)	0:47.10 [11] (0:11.36)	0:35.74 [11] (0:11.61)	0:24.13 [12] (0:11.83)	0:12.30 [11] (0:12.30)						
Average Speed [km/h]	38.6	64.4	63.8	64.0	63.2	61.1	58.6						
Top Speed [km/h]	61.3	65.7	65.1	64.4	64.0	62.0	60.4						
Avg. Dist. to Rail [m]	11.2	3.0	1.8	2.2	3.0	8.3	8.6						
Avg. Stride Freq. [Hz]	2.1	2.4	2.3	2.3	2.4	2.3	2.3						
Avg. Stride Length [m]	5.2	7.5	7.6	7.7	7.5	7.3	7.1						





Horse/Jockey Name	Going To The Sun
Final Rank	11
Fastest Section Time (Section)	0:09.09 (Overall)
Top Speed [km/h] (Section)	64.6 (1200m)
Race State	Finished



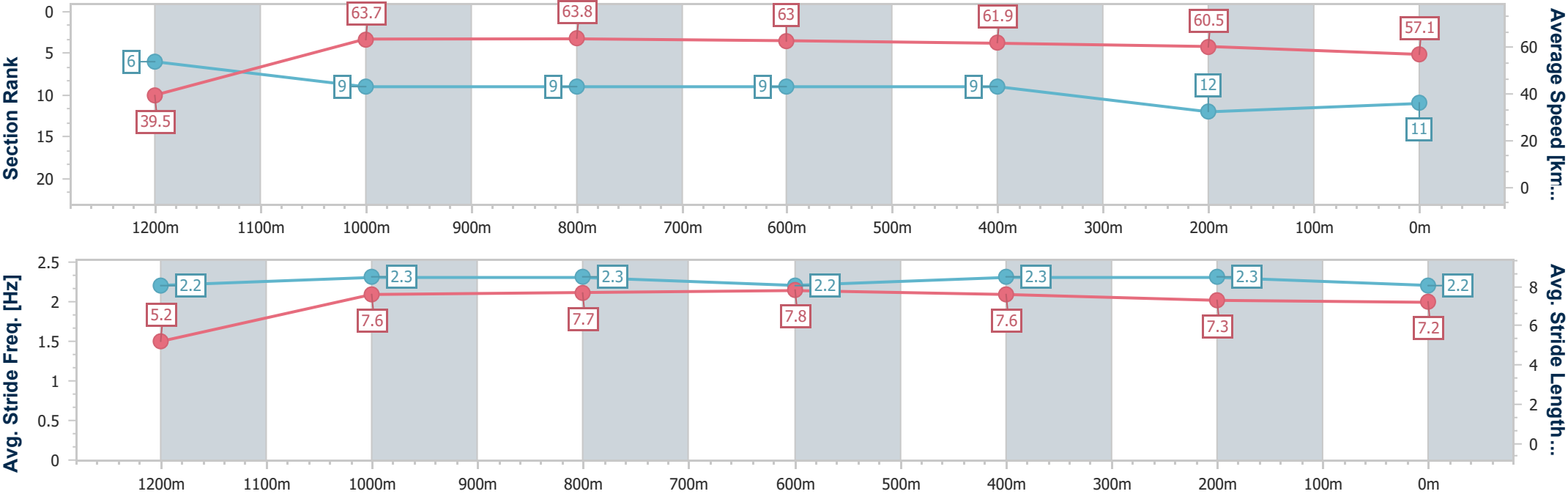
Aquis Park Gold CoastProfessional
Race 6: SPRING CARNIVAL ON SALE NOW Class 3 Plate -
1300m



05 July 2025 - 14:59

Track Rating: Soft 5, Weather: Fine, Rail Position: +3m 1000m-350m
Cutaway Applies; True Remainder

Section	Overall	1200m	1000m	800m	600m	400m	200m						
Section Times	1:19.25 [11] (0:09.09)	1:10.16 [6] (0:11.32)	0:58.84 [9] (0:11.23)	0:47.61 [9] (0:11.42)	0:36.19 [9] (0:11.64)	0:24.55 [9] (0:12.01)	0:12.54 [12] (0:12.54)						
Average Speed [km/h]	39.5	63.7	63.8	63.0	61.9	60.5	57.1						
Top Speed [km/h]	62.0	64.6	64.5	64.1	62.7	61.4	59.7						
Avg. Dist. to Rail [m]	5.2	1.2	1.2	0.6	0.4	4.1	3.8						
Avg. Stride Freq. [Hz]	2.2	2.3	2.3	2.2	2.3	2.3	2.2						
Avg. Stride Length [m]	5.2	7.6	7.7	7.8	7.6	7.3	7.2						





Horse/Jockey Name	Private Tender
Final Rank	12
Fastest Section Time (Section)	0:08.84 (Overall)
Top Speed [km/h] (Section)	67.7 (1200m)
Race State	Finished



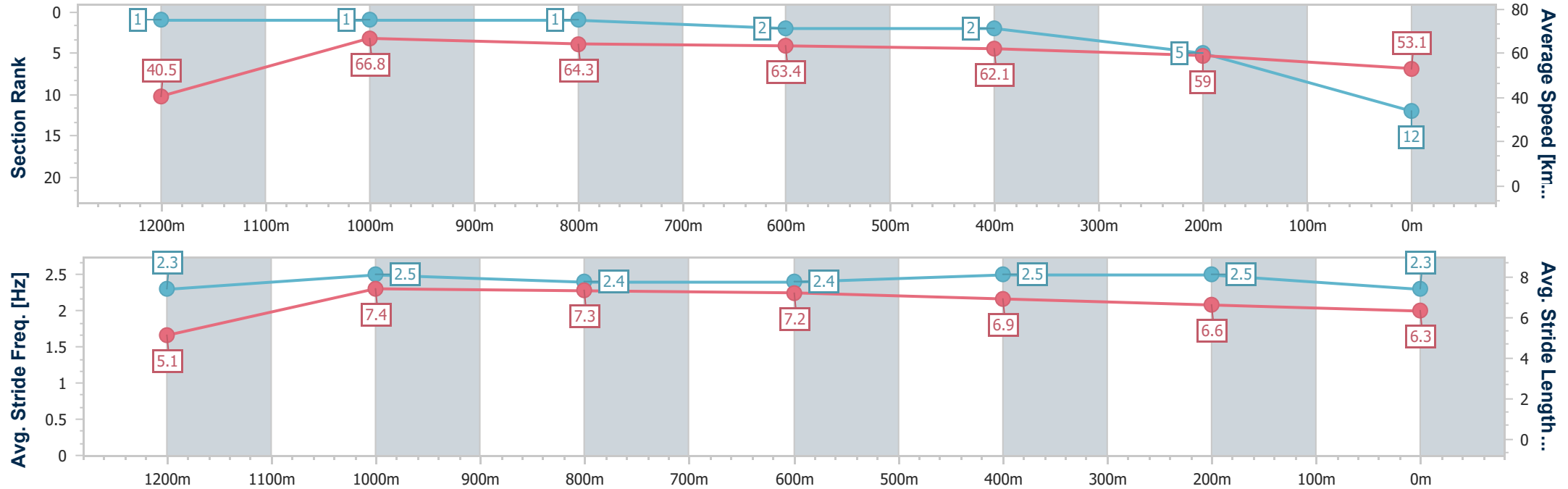
Aquis Park Gold CoastProfessional
Race 6: SPRING CARNIVAL ON SALE NOW Class 3 Plate -
1300m



05 July 2025 - 14:59

Track Rating: Soft 5, Weather: Fine, Rail Position: +3m 1000m-350m
Cutaway Applies; True Remainder

Section	Overall	1200m	1000m	800m	600m	400m	200m						
Section Times	1:19.77 [12] (0:08.84)	1:10.93 [1] (0:10.80)	1:00.13 [1] (0:11.20)	0:48.93 [1] (0:11.43)	0:37.50 [2] (0:11.66)	0:25.84 [2] (0:12.28)	0:13.56 [5] (0:13.56)						
Average Speed [km/h]	40.5	66.8	64.3	63.4	62.1	59.0	53.1						
Top Speed [km/h]	64.1	67.7	65.6	64.2	62.9	60.3	56.3						
Avg. Dist. to Rail [m]	10.0	2.7	1.5	2.1	0.7	4.5	2.6						
Avg. Stride Freq. [Hz]	2.3	2.5	2.4	2.4	2.5	2.5	2.3						
Avg. Stride Length [m]	5.1	7.4	7.3	7.2	6.9	6.6	6.3						



- [] Ranking at each section and finish
- .-.-.- No data available at this section
- NA No data available



Aquis Park Gold Coast Professional

Race 7: TAB WE'RE ON BENCHMARK 65 Handicap - 1800m

05 July 2025 - 15:34



Track Rating: Soft 5, Weather: Fine, Rail Position: +3m 1000m-350m Cutaway Applies; True Remainder

Section						Overall	1600m	1400m	1200m	1000m	800m	600m	Last 600m		
Field Times						1:50.62 (0:13.96)	1:36.66 (0:11.80)	1:24.86 (0:11.86)	1:13.00 (0:11.77)	1:01.23 (0:11.79)	0:49.44 (0:11.76)	0:37.68 (0:12.14)	0:37.68		
Rank	TAB	Horse/Jockey	Barrier	Top Speed [km/h]	Fastest Section									Distance Travelled [m]	
1	10	SLY CORNER	11	63.0	0:11.69	1:50.62 [1]	1:35.56 [13]	1:23.44 [12]	1:11.48 [12]	0:59.65 [12]	0:47.89 [12]	0:36.20 [12]	0:36.20		
		Karl Zechner		800m	800m	(0:15.06)	(0:12.12)	(0:11.96)	(0:11.83)	(0:11.76)	(0:11.69)	(0:11.80)			
2	4	LUTON HOO	8	63.7	0:11.52	1:50.79 [2]	1:36.74 [2]	1:24.80 [2]	1:12.85 [3]	1:01.08 [4]	0:49.29 [3]	0:37.77 [2]	0:37.77 +10		
		Siobhan Rutledge		1600m	800m	(0:14.05)	(0:11.94)	(0:11.95)	(0:11.77)	(0:11.79)	(0:11.52)	(0:12.07)			
3	11	ARIAT	6	62.6	0:11.67	1:51.14 [3]	1:36.98 [3]	1:25.12 [3]	1:13.23 [2]	1:01.56 [2]	0:49.65 [2]	0:37.95 [3]	0:37.95 +2		
		Sariah Champkin		1600m	1200m	(0:14.16)	(0:11.86)	(0:11.89)	(0:11.67)	(0:11.91)	(0:11.70)	(0:12.08)			
4	1	BOVIDAE	14	63.6	0:11.61	1:51.19 [4]	1:36.57 [8]	1:24.96 [6]	1:13.03 [5]	1:01.31 [5]	0:49.28 [6]	0:37.52 [6]	0:37.52 +6		
		Anthony Allen		1600m	1600m	(0:14.62)	(0:11.61)	(0:11.93)	(0:11.72)	(0:12.03)	(0:11.76)	(0:12.15)			
5	7	WATERMELON	3	62.9	0:11.72	1:51.26 [5]	1:36.90 [5]	1:25.04 [5]	1:13.28 [4]	1:01.56 [3]	0:49.66 [4]	0:37.76 [4]	0:37.76 +0		
		Cobi Vitler		Overall	1200m	(0:14.36)	(0:11.86)	(0:11.76)	(0:11.72)	(0:11.90)	(0:11.90)	(0:12.11)			
6	6	WANDA'S OUTLAW	5	62.3	0:11.76	1:51.27 [6]	1:36.75 [7]	1:24.79 [7]	1:12.87 [8]	1:01.09 [8]	0:49.17 [8]	0:37.41 [8]	0:37.41 +3		
		Micheal Hellyer		800m	800m	(0:14.52)	(0:11.96)	(0:11.92)	(0:11.78)	(0:11.92)	(0:11.76)	(0:12.01)			
7	9	KARIACTION	9	63.1	0:11.76	1:51.50 [7]	1:37.18 [4]	1:25.30 [4]	1:13.31 [6]	1:01.55 [6]	0:49.68 [5]	0:37.92 [5]	0:37.92 +4		
		Leah Martyn		Overall	1200m	(0:14.32)	(0:11.88)	(0:11.99)	(0:11.76)	(0:11.87)	(0:11.76)	(0:12.07)			
8	8	ADELAD	10	62.1	0:11.78	1:51.64 [8]	1:36.91 [10]	1:24.98 [10]	1:12.96 [10]	1:01.18 [10]	0:49.34 [10]	0:37.53 [10]	0:37.53 +5		
		Nozi Tomizawa		800m	1200m	(0:14.73)	(0:11.93)	(0:12.02)	(0:11.78)	(0:11.84)	(0:11.81)	(0:11.97)			
9	2	CHASING JACKLEY	7	61.9	0:11.72	1:51.71 [9]	1:36.80 [12]	1:24.85 [11]	1:12.96 [11]	1:01.24 [11]	0:49.38 [11]	0:37.57 [11]	0:37.57 +0		
		Chelsea Baker		1200m	1200m	(0:14.91)	(0:11.95)	(0:11.89)	(0:11.72)	(0:11.86)	(0:11.81)	(0:11.98)			
10	12	FIREBOLT	1	62.1	0:11.77	1:51.92 [10]	1:37.28 [9]	1:25.41 [8]	1:13.54 [7]	1:01.77 [7]	0:49.94 [7]	0:38.10 [7]	0:38.10 +0		
		Brandon Lerena		Overall	1200m	(0:14.64)	(0:11.87)	(0:11.87)	(0:11.77)	(0:11.83)	(0:11.84)	(0:12.11)			

Scratched: Nitroglycerine (#20), Chayse 'N' Adam (#15), Kovanos (#13), Eyeleftit (#16), Sanctuary Storm (#17), Jumeirah Triangle (#18), Sokudo (#19)

Aquis Park Gold Coast Professional

Race 7: TAB WE'RE ON BENCHMARK 65 Handicap - 1800m

05 July 2025 - 15:34

Track Rating: Soft 5, Weather: Fine, Rail Position: +3m 1000m-350m Cutaway Applies; True Remainder

Section						Overall	1600m	1400m	1200m	1000m	800m	600m	Last 600m		
Field Times						1:50.62 (0:13.96)	1:36.66 (0:11.80)	1:24.86 (0:11.86)	1:13.00 (0:11.77)	1:01.23 (0:11.79)	0:49.44 (0:11.76)	0:37.68 (0:12.14)	0:37.68		
Rank	TAB	Horse/Jockey	Barrier	Top Speed [km/h]	Fastest Section										Distance Travelled [m]
11	3	KAREEM	13	62.8	0:11.66	1:52.03 [11]	1:37.52 [6]	1:25.46 [9]	1:13.41 [9]	1:01.63 [9]	0:49.80 [9]	0:38.14 [9]	0:38.14	+10	
		Danny Peisley		800m	800m	(0:14.51)	(0:12.06)	(0:12.05)	(0:11.78)	(0:11.83)	(0:11.66)	(0:12.00)			
12	14	ARATIRI	4	63.4	0:11.76	1:52.30 [12]	1:38.34 [1]	1:26.54 [1]	1:14.68 [1]	1:02.91 [1]	0:51.12 [1]	0:39.36 [1]	0:39.36	+0	
		Dan McGillivray		800m	800m	(0:13.96)	(0:11.80)	(0:11.86)	(0:11.77)	(0:11.79)	(0:11.76)	(0:12.14)			
13	5	TORQUE LEICA STAR	12	62.4	0:11.68	1:53.71 [13]	1:38.87 [11]	1:26.47 [13]	1:14.46 [13]	1:02.73 [13]	0:50.72 [13]	0:39.04 [13]	0:39.04	+0	
		Rob Thorburn		800m	800m	(0:14.84)	(0:12.40)	(0:12.01)	(0:11.73)	(0:12.01)	(0:11.68)	(0:12.21)			

Scratched: Nitroglycerine (#20), Chayse 'N' Adam (#15), Kovanos (#13), Eyeleftit (#16), Sanctuary Storm (#17), Jumeirah Triangle (#18), Sokudo (#19)

Aquis Park Gold Coast Professional

Race 7: TAB WE'RE ON BENCHMARK 65 Handicap - 1800m

05 July 2025 - 15:34

Track Rating: Soft 5, Weather: Fine, Rail Position: +3m 1000m-350m Cutaway Applies; True Remainder

Section						400m	200m			Last 600m		
Field Times						0:25.54 (0:12.72)	0:12.82 (0:12.82)			0:37.68		
Rank	TAB	Horse/Jockey	Barrier	Top Speed [km/h]	Fastest Section			Margin			Distance Travelled [m]	
1	10	SLY CORNER	11	63.0	0:11.69	0:24.40 [12]	0:12.20 [8]	1:50.62		0:36.20		
		Karl Zechner		800m	800m	(0:12.20)	(0:12.20)					
2	4	LUTON HOO	8	63.7	0:11.52	0:25.70 [2]	0:12.99 [1]	1L		0:37.77	+10	
		Siobhan Rutledge		1600m	800m	(0:12.71)	(0:12.99)					
3	11	ARIAT	6	62.6	0:11.67	0:25.87 [3]	0:13.16 [2]	3L		0:37.95	+2	
		Sariah Champkin		1600m	1200m	(0:12.71)	(0:13.16)					
4	1	BOVIDAE	14	63.6	0:11.61	0:25.37 [6]	0:12.85 [6]	3.2L		0:37.52	+6	
		Anthony Allen		1600m	1600m	(0:12.52)	(0:12.85)					
5	7	WATERMELON	3	62.9	0:11.72	0:25.65 [4]	0:13.15 [3]	3.5L		0:37.76	+0	
		Cobi Vitler		Overall	1200m	(0:12.50)	(0:13.15)					
6	6	WANDA'S OUTLAW	5	62.3	0:11.76	0:25.40 [7]	0:12.87 [7]	3.6L		0:37.41	+3	
		Micheal Hellyer		800m	800m	(0:12.53)	(0:12.87)					
7	9	KARIACTION	9	63.1	0:11.76	0:25.85 [5]	0:13.23 [4]	4.9L		0:37.92	+4	
		Leah Martyn		Overall	1200m	(0:12.62)	(0:13.23)					
8	8	ADELAD	10	62.1	0:11.78	0:25.56 [10]	0:13.08 [10]	5.7L		0:37.53	+5	
		Nozi Tomizawa		800m	1200m	(0:12.48)	(0:13.08)					
9	2	CHASING JACKLEY	7	61.9	0:11.72	0:25.59 [11]	0:13.16 [9]	6L		0:37.57	+0	
		Chelsea Baker		1200m	1200m	(0:12.43)	(0:13.16)					
10	12	FIREBOLT	1	62.1	0:11.77	0:25.99 [9]	0:13.29 [12]	7L		0:38.10	+0	
		Brandon Lerena		Overall	1200m	(0:12.70)	(0:13.29)					

Scratched: Nitroglycerine (#20), Chayse 'N' Adam (#15), Kovanos (#13), Eyeleftit (#16), Sanctuary Storm (#17), Jumeirah Triangle (#18), Sokudo (#19)



Aquis Park Gold Coast Professional
Race 7: TAB WE'RE ON BENCHMARK 65 Handicap - 1800m
05 July 2025 - 15:34



Track Rating: Soft 5, Weather: Fine, Rail Position: +3m 1000m-350m Cutaway Applies; True Remainder

Section		400m		200m		Last 600m				
Field Times		0:25.54 (0:12.72)		0:12.82 (0:12.82)		0:37.68				
Rank	TAB	Horse/Jockey	Barrier	Top Speed [km/h]	Fastest Section	Margin	Distance Travelled [m]			
11	3	KAREEM	13	62.8	0:11.66	0:26.14 [8]	0:13.42 [11]	7.5L	0:38.14	+10
		Danny Peisley		800m	800m	(0:12.72)	(0:13.42)			
12	14	ARATIRI	4	63.4	0:11.76	0:27.22 [1]	0:13.96 [5]	9L	0:39.36	+0
		Dan McGillivray		800m	800m	(0:13.26)	(0:13.96)			
13	5	TORQUE LEICA STAR	12	62.4	0:11.68	0:26.83 [13]	0:14.17 [13]	17.3L	0:39.04	+0
		Rob Thorburn		800m	800m	(0:12.66)	(0:14.17)			

Scratched: Nitroglycerine (#20), Chayse 'N' Adam (#15), Kovanos (#13), Eyeleftit (#16), Sanctuary Storm (#17), Jumeirah Triangle (#18), Sokudo (#19)



Horse/Jockey Name	Sly Corner
Final Rank	1
Fastest Section Time (Section)	0:11.69 (800m)
Top Speed [km/h] (Section)	63.0 (800m)
Race State	Finished

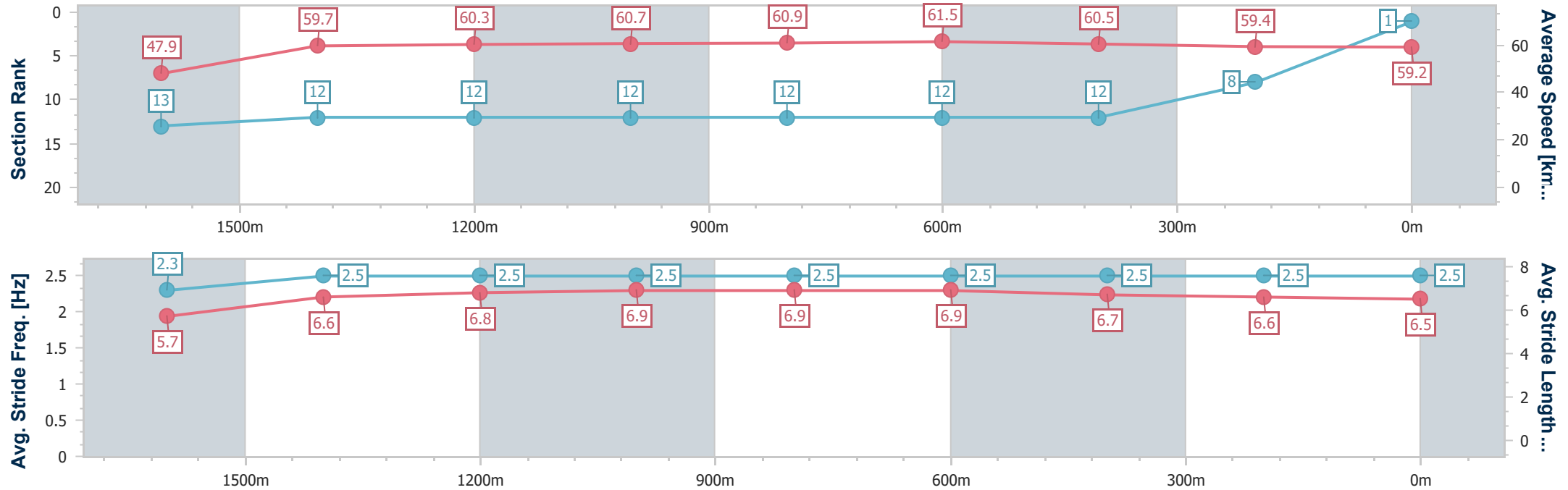


Aquis Park Gold CoastProfessional
Race 7: TAB WE'RE ON BENCHMARK 65 Handicap - 1800m



05 July 2025 - 15:34
Track Rating: Soft 5, Weather: Fine, Rail Position: +3m 1000m-350m
Cutaway Applies; True Remainder

Section	Overall	1600m	1400m	1200m	1000m	800m	600m	400m	200m				
Section Times	1:50.62 [1] (0:15.06)	1:35.56 [13] (0:12.12)	1:23.44 [12] (0:11.96)	1:11.48 [12] (0:11.83)	0:59.65 [12] (0:11.76)	0:47.89 [12] (0:11.69)	0:36.20 [12] (0:11.80)	0:24.40 [12] (0:12.20)	0:12.20 [8] (0:12.20)				
Average Speed [km/h]	47.9	59.7	60.3	60.7	60.9	61.5	60.5	59.4	59.2				
Top Speed [km/h]	59.4	61.6	61.3	62.1	61.6	63.0	61.7	60.4	61.1				
Avg. Dist. to Rail [m]	7.8	1.7	1.0	1.3	1.4	0.5	1.5	5.9	5.7				
Avg. Stride Freq. [Hz]	2.3	2.5	2.5	2.5	2.5	2.5	2.5	2.5	2.5				
Avg. Stride Length [m]	5.7	6.6	6.8	6.9	6.9	6.9	6.7	6.6	6.5				



[] Ranking at each section and finish
-.-.- No data available at this section
NA No data available



Horse/Jockey Name	Luton Hoo
Final Rank	2
Fastest Section Time (Section)	0:11.52 (800m)
Top Speed [km/h] (Section)	63.7 (1600m)
Race State	Finished

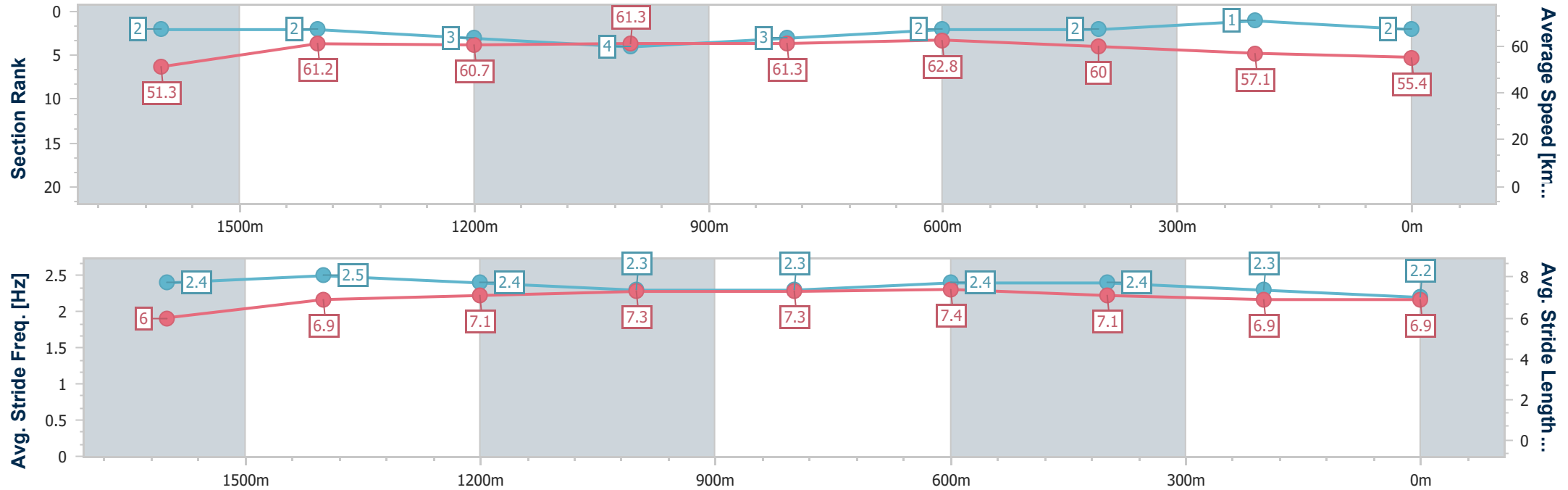


Aquis Park Gold CoastProfessional
Race 7: TAB WE'RE ON BENCHMARK 65 Handicap - 1800m



05 July 2025 - 15:34
Track Rating: Soft 5, Weather: Fine, Rail Position: +3m 1000m-350m
Cutaway Applies; True Remainder

Section	Overall	1600m	1400m	1200m	1000m	800m	600m	400m	200m				
Section Times	1:50.79 [2] (0:14.05)	1:36.74 [2] (0:11.94)	1:24.80 [2] (0:11.95)	1:12.85 [3] (0:11.77)	1:01.08 [4] (0:11.79)	0:49.29 [3] (0:11.52)	0:37.77 [2] (0:12.07)	0:25.70 [2] (0:12.71)	0:12.99 [1] (0:12.99)				
Average Speed [km/h]	51.3	61.2	60.7	61.3	61.3	62.8	60.0	57.1	55.4				
Top Speed [km/h]	62.9	63.7	62.0	62.7	63.1	63.5	62.3	58.7	55.8				
Avg. Dist. to Rail [m]	6.3	3.3	3.8	3.5	1.2	1.1	1.5	7.6	6.5				
Avg. Stride Freq. [Hz]	2.4	2.5	2.4	2.3	2.3	2.4	2.4	2.3	2.2				
Avg. Stride Length [m]	6.0	6.9	7.1	7.3	7.3	7.4	7.1	6.9	6.9				



[] Ranking at each section and finish
- - - - - No data available at this section
NA No data available



Horse/Jockey Name	Ariat
Final Rank	3
Fastest Section Time (Section)	0:11.67 (1200m)
Top Speed [km/h] (Section)	62.6 (1600m)
Race State	Finished

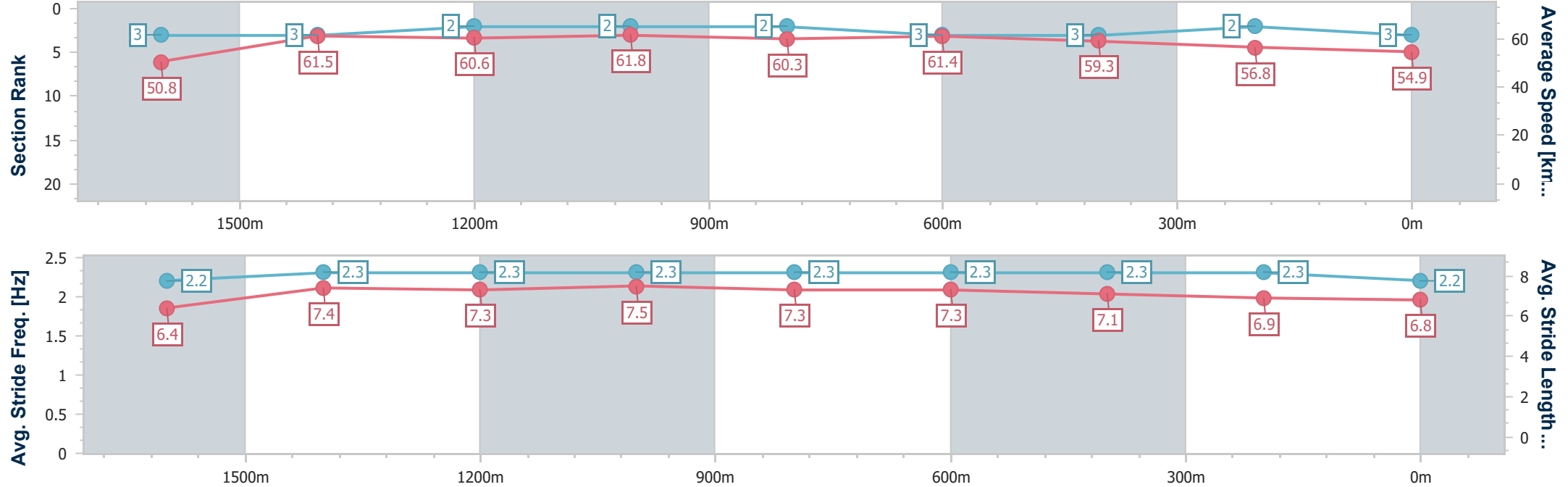


Aquis Park Gold CoastProfessional
Race 7: TAB WE'RE ON BENCHMARK 65 Handicap - 1800m



05 July 2025 - 15:34
Track Rating: Soft 5, Weather: Fine, Rail Position: +3m 1000m-350m
Cutaway Applies; True Remainder

Section	Overall	1600m	1400m	1200m	1000m	800m	600m	400m	200m				
Section Times	1:51.14 [3] (0:14.16)	1:36.98 [3] (0:11.86)	1:25.12 [3] (0:11.89)	1:13.23 [2] (0:11.67)	1:01.56 [2] (0:11.91)	0:49.65 [2] (0:11.70)	0:37.95 [3] (0:12.08)	0:25.87 [3] (0:12.71)	0:13.16 [2] (0:13.16)				
Average Speed [km/h]	50.8	61.5	60.6	61.8	60.3	61.4	59.3	56.8	54.9				
Top Speed [km/h]	62.1	62.6	62.0	62.6	61.6	62.4	60.6	57.6	55.6				
Avg. Dist. to Rail [m]	3.9	2.0	2.4	1.7	0.8	0.7	1.3	3.8	3.5				
Avg. Stride Freq. [Hz]	2.2	2.3	2.3	2.3	2.3	2.3	2.3	2.3	2.2				
Avg. Stride Length [m]	6.4	7.4	7.3	7.5	7.3	7.3	7.1	6.9	6.8				



[] Ranking at each section and finish
-.-.- No data available at this section
NA No data available



Horse/Jockey Name	Bovidae
Final Rank	4
Fastest Section Time (Section)	0:11.61 (1600m)
Top Speed [km/h] (Section)	63.6 (1600m)
Race State	Finished

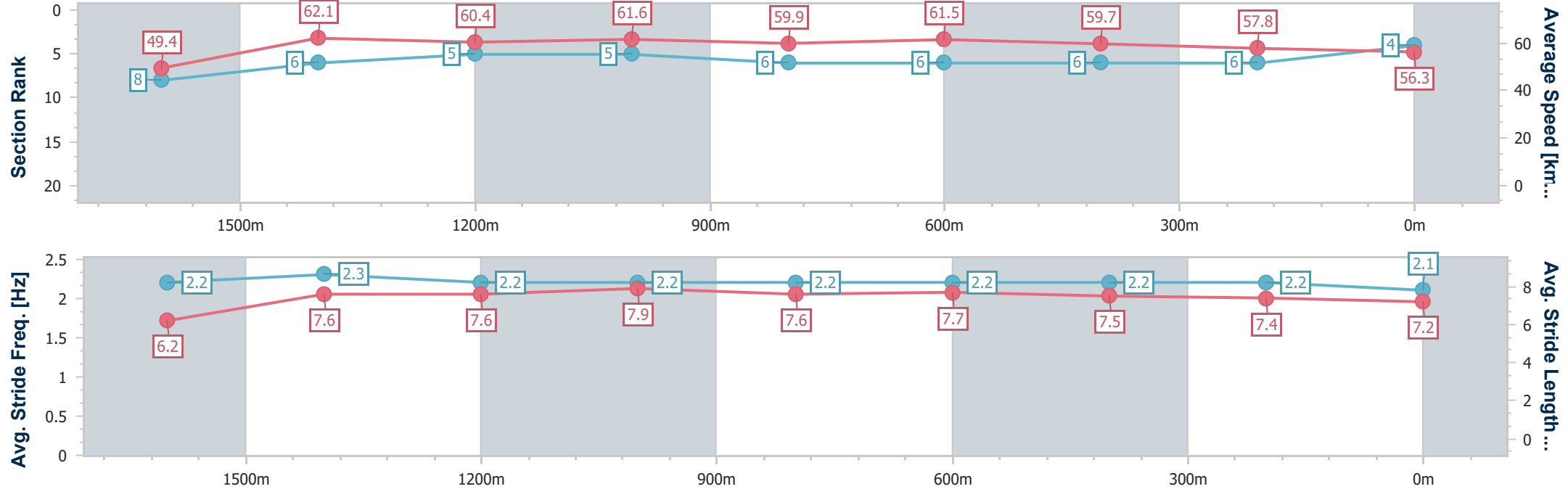


Aquis Park Gold CoastProfessional
Race 7: TAB WE'RE ON BENCHMARK 65 Handicap - 1800m



05 July 2025 - 15:34
Track Rating: Soft 5, Weather: Fine, Rail Position: +3m 1000m-350m
Cutaway Applies; True Remainder

Section	Overall	1600m	1400m	1200m	1000m	800m	600m	400m	200m				
Section Times	1:51.19 [4] (0:14.62)	1:36.57 [8] (0:11.61)	1:24.96 [6] (0:11.93)	1:13.03 [5] (0:11.72)	1:01.31 [5] (0:12.03)	0:49.28 [6] (0:11.76)	0:37.52 [6] (0:12.15)	0:25.37 [6] (0:12.52)	0:12.85 [6] (0:12.85)				
Average Speed [km/h]	49.4	62.1	60.4	61.6	59.9	61.5	59.7	57.8	56.3				
Top Speed [km/h]	63.6	63.6	61.3	62.4	60.7	62.2	60.7	59.0	57.5				
Avg. Dist. to Rail [m]	7.8	0.7	1.1	1.1	1.9	1.2	1.6	6.8	6.8				
Avg. Stride Freq. [Hz]	2.2	2.3	2.2	2.2	2.2	2.2	2.2	2.2	2.1				
Avg. Stride Length [m]	6.2	7.6	7.6	7.9	7.6	7.7	7.5	7.4	7.2				



- [] Ranking at each section and finish
- .-.- No data available at this section
- NA No data available



Horse/Jockey Name	Watermelon
Final Rank	5
Fastest Section Time (Section)	0:11.72 (1200m)
Top Speed [km/h] (Section)	62.9 (Overall)
Race State	Finished

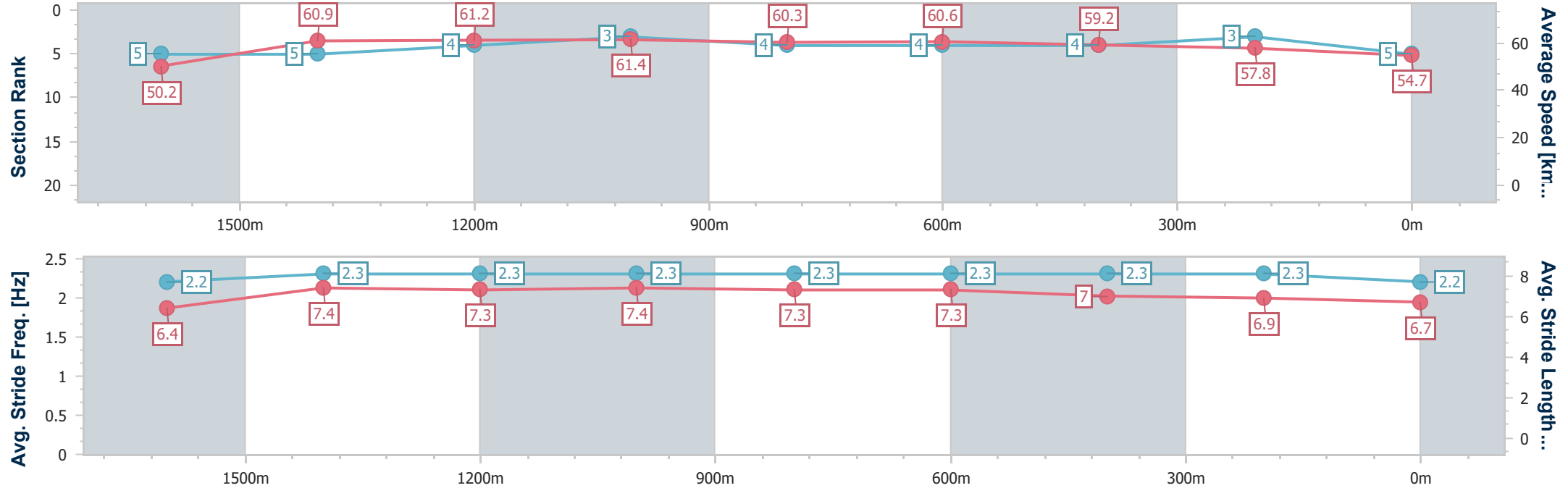


Aquis Park Gold CoastProfessional
Race 7: TAB WE'RE ON BENCHMARK 65 Handicap - 1800m



05 July 2025 - 15:34
Track Rating: Soft 5, Weather: Fine, Rail Position: +3m 1000m-350m
Cutaway Applies; True Remainder

Section	Overall	1600m	1400m	1200m	1000m	800m	600m	400m	200m				
Section Times	1:51.26 [5] (0:14.36)	1:36.90 [5] (0:11.86)	1:25.04 [5] (0:11.76)	1:13.28 [4] (0:11.72)	1:01.56 [3] (0:11.90)	0:49.66 [4] (0:11.90)	0:37.76 [4] (0:12.11)	0:25.65 [4] (0:12.50)	0:13.15 [3] (0:13.15)				
Average Speed [km/h]	50.2	60.9	61.2	61.4	60.3	60.6	59.2	57.8	54.7				
Top Speed [km/h]	62.9	62.7	62.1	62.1	60.7	61.4	60.0	58.7	56.2				
Avg. Dist. to Rail [m]	2.6	1.1	0.7	0.9	1.5	0.4	0.6	2.7	2.6				
Avg. Stride Freq. [Hz]	2.2	2.3	2.3	2.3	2.3	2.3	2.3	2.3	2.2				
Avg. Stride Length [m]	6.4	7.4	7.3	7.4	7.3	7.3	7.0	6.9	6.7				



[] Ranking at each section and finish
-.-.- No data available at this section
NA No data available



Horse/Jockey Name	Wanda's Outlaw
Final Rank	6
Fastest Section Time (Section)	0:11.76 (800m)
Top Speed [km/h] (Section)	62.3 (800m)
Race State	Finished

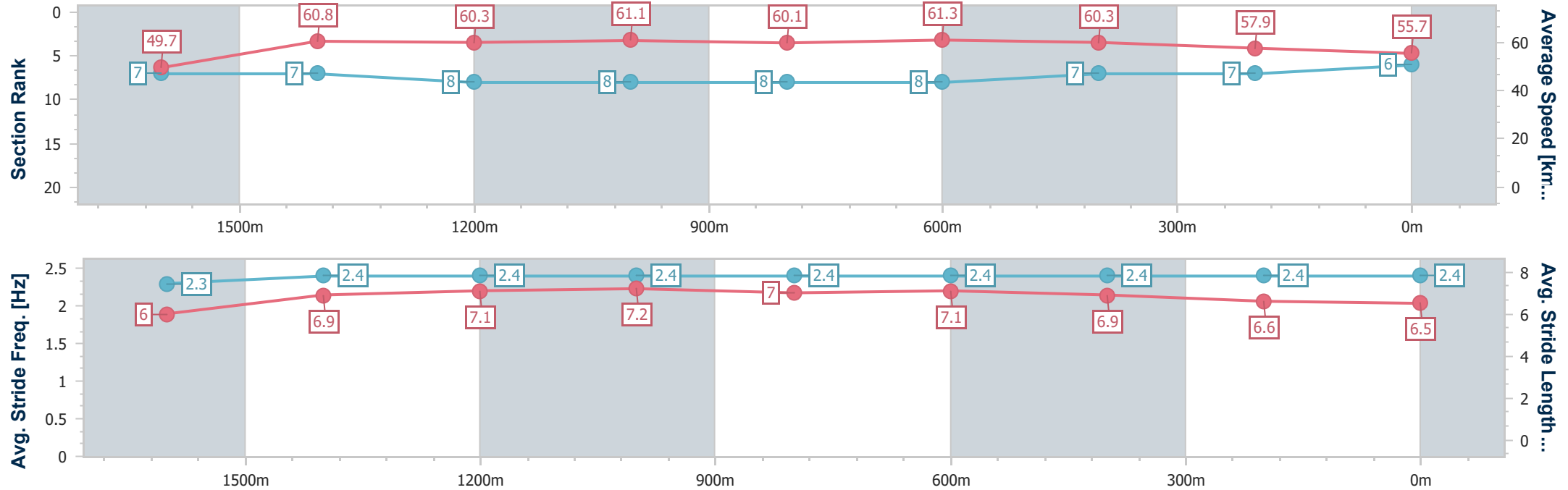


Aquis Park Gold CoastProfessional
Race 7: TAB WE'RE ON BENCHMARK 65 Handicap - 1800m



05 July 2025 - 15:34
Track Rating: Soft 5, Weather: Fine, Rail Position: +3m 1000m-350m
Cutaway Applies; True Remainder

Section	Overall	1600m	1400m	1200m	1000m	800m	600m	400m	200m				
Section Times	1:51.27 [6] (0:14.52)	1:36.75 [7] (0:11.96)	1:24.79 [7] (0:11.92)	1:12.87 [8] (0:11.78)	1:01.09 [8] (0:11.92)	0:49.17 [8] (0:11.76)	0:37.41 [8] (0:12.01)	0:25.40 [7] (0:12.53)	0:12.87 [7] (0:12.87)				
Average Speed [km/h]	49.7	60.8	60.3	61.1	60.1	61.3	60.3	57.9	55.7				
Top Speed [km/h]	62.0	61.8	61.8	61.7	61.0	62.3	61.5	59.0	56.9				
Avg. Dist. to Rail [m]	4.2	1.7	0.3	0.7	1.9	0.9	1.3	6.9	7.6				
Avg. Stride Freq. [Hz]	2.3	2.4	2.4	2.4	2.4	2.4	2.4	2.4	2.4				
Avg. Stride Length [m]	6.0	6.9	7.1	7.2	7.0	7.1	6.9	6.6	6.5				





Horse/Jockey Name	Kariaction
Final Rank	7
Fastest Section Time (Section)	0:11.76 (1200m)
Top Speed [km/h] (Section)	63.1 (Overall)
Race State	Finished

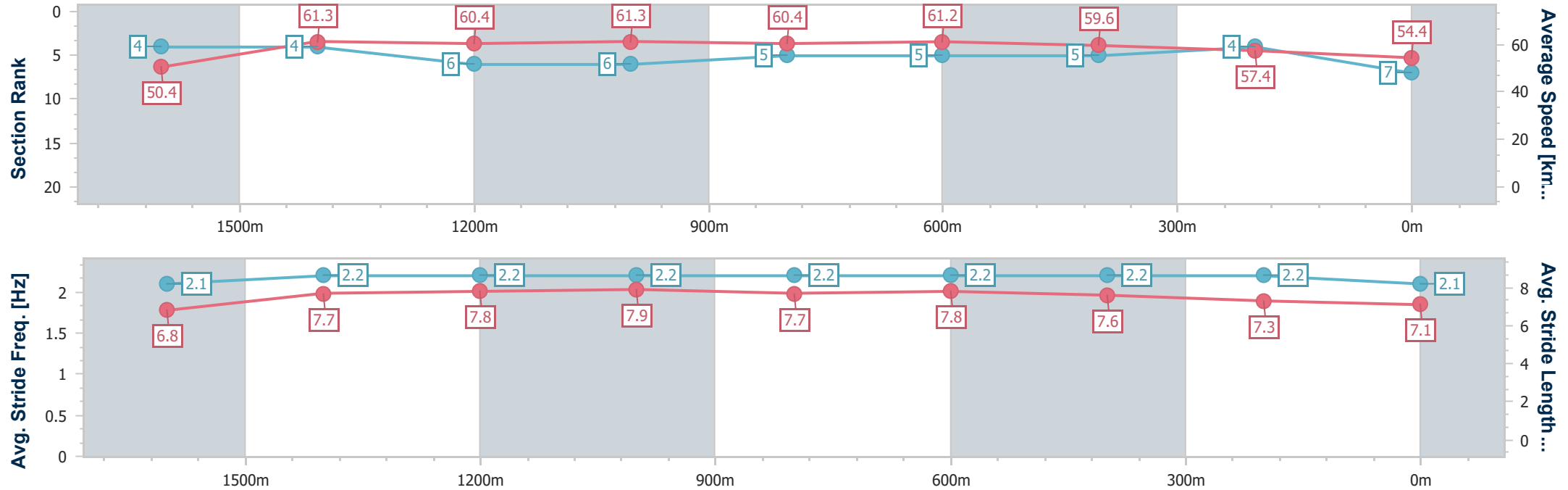


Aquis Park Gold CoastProfessional
Race 7: TAB WE'RE ON BENCHMARK 65 Handicap - 1800m



05 July 2025 - 15:34
Track Rating: Soft 5, Weather: Fine, Rail Position: +3m 1000m-350m
Cutaway Applies; True Remainder

Section	Overall	1600m	1400m	1200m	1000m	800m	600m	400m	200m				
Section Times	1:51.50 [7] (0:14.32)	1:37.18 [4] (0:11.88)	1:25.30 [4] (0:11.99)	1:13.31 [6] (0:11.76)	1:01.55 [6] (0:11.87)	0:49.68 [5] (0:11.76)	0:37.92 [5] (0:12.07)	0:25.85 [5] (0:12.62)	0:13.23 [4] (0:13.23)				
Average Speed [km/h]	50.4	61.3	60.4	61.3	60.4	61.2	59.6	57.4	54.4				
Top Speed [km/h]	63.1	62.7	61.1	62.0	61.8	61.9	60.4	58.2	56.0				
Avg. Dist. to Rail [m]	6.7	2.4	1.7	1.3	1.4	0.3	0.8	5.0	4.7				
Avg. Stride Freq. [Hz]	2.1	2.2	2.2	2.2	2.2	2.2	2.2	2.2	2.1				
Avg. Stride Length [m]	6.8	7.7	7.8	7.9	7.7	7.8	7.6	7.3	7.1				



- [] Ranking at each section and finish
- .-.- No data available at this section
- NA No data available



Horse/Jockey Name	Adelad
Final Rank	8
Fastest Section Time (Section)	0:11.78 (1200m)
Top Speed [km/h] (Section)	62.1 (800m)
Race State	Finished

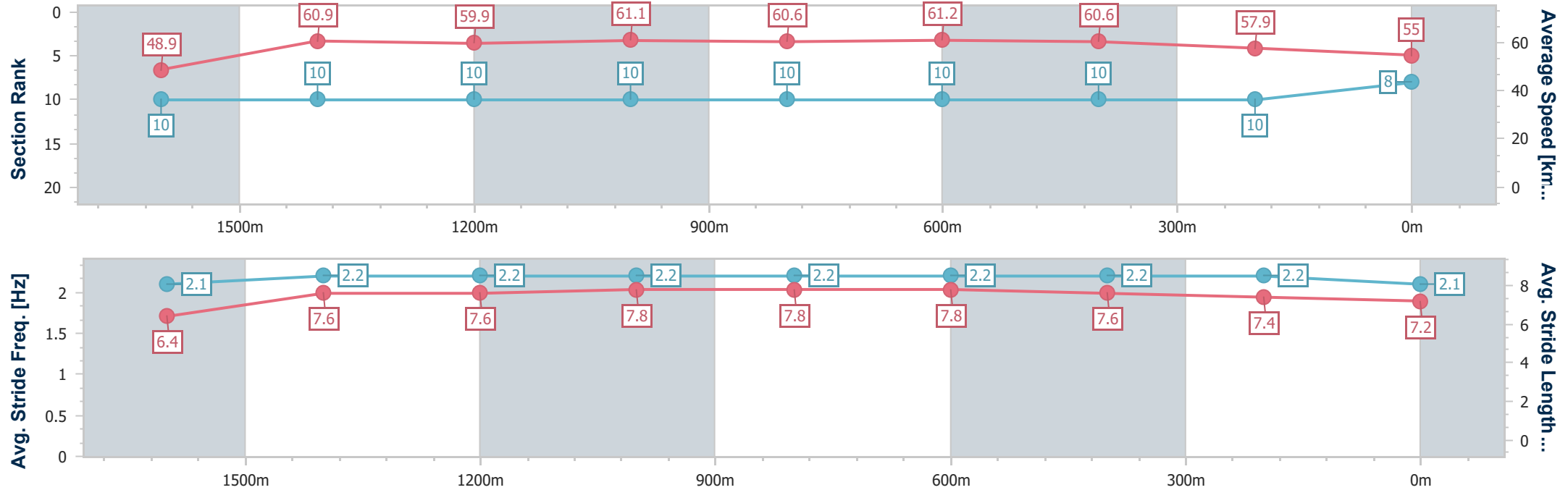


Aquis Park Gold CoastProfessional
Race 7: TAB WE'RE ON BENCHMARK 65 Handicap - 1800m



05 July 2025 - 15:34
Track Rating: Soft 5, Weather: Fine, Rail Position: +3m 1000m-350m
Cutaway Applies; True Remainder

Section	Overall	1600m	1400m	1200m	1000m	800m	600m	400m	200m				
Section Times	1:51.64 [8] (0:14.73)	1:36.91 [10] (0:11.93)	1:24.98 [10] (0:12.02)	1:12.96 [10] (0:11.78)	1:01.18 [10] (0:11.84)	0:49.34 [10] (0:11.81)	0:37.53 [10] (0:11.97)	0:25.56 [10] (0:12.48)	0:13.08 [10] (0:13.08)				
Average Speed [km/h]	48.9	60.9	59.9	61.1	60.6	61.2	60.6	57.9	55.0				
Top Speed [km/h]	61.7	61.4	61.5	61.6	61.4	62.1	61.9	58.7	57.4				
Avg. Dist. to Rail [m]	7.0	1.5	0.7	0.9	1.6	0.9	1.6	6.9	9.0				
Avg. Stride Freq. [Hz]	2.1	2.2	2.2	2.2	2.2	2.2	2.2	2.2	2.1				
Avg. Stride Length [m]	6.4	7.6	7.6	7.8	7.8	7.8	7.6	7.4	7.2				





Horse/Jockey Name	Chasing Jackley
Final Rank	9
Fastest Section Time (Section)	0:11.72 (1200m)
Top Speed [km/h] (Section)	61.9 (1200m)
Race State	Finished

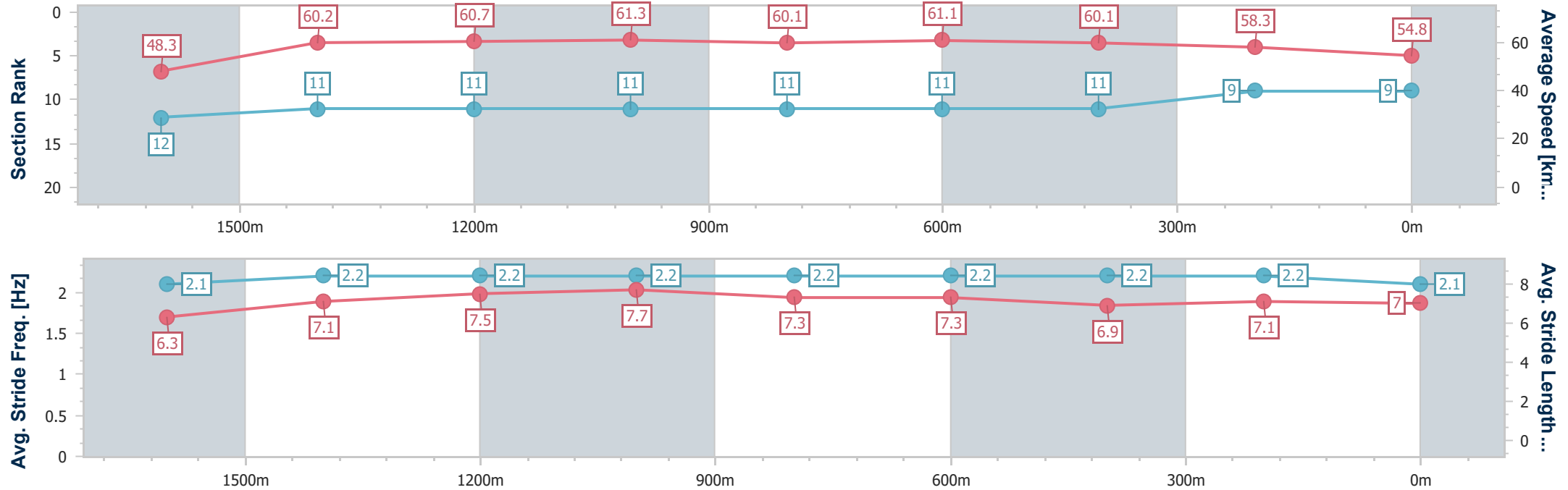


Aquis Park Gold CoastProfessional
Race 7: TAB WE'RE ON BENCHMARK 65 Handicap - 1800m



05 July 2025 - 15:34
Track Rating: Soft 5, Weather: Fine, Rail Position: +3m 1000m-350m
Cutaway Applies; True Remainder

Section	Overall	1600m	1400m	1200m	1000m	800m	600m	400m	200m				
Section Times	1:51.71 [9] (0:14.91)	1:36.80 [12] (0:11.95)	1:24.85 [11] (0:11.89)	1:12.96 [11] (0:11.72)	1:01.24 [11] (0:11.86)	0:49.38 [11] (0:11.81)	0:37.57 [11] (0:11.98)	0:25.59 [11] (0:12.43)	0:13.16 [9] (0:13.16)				
Average Speed [km/h]	48.3	60.2	60.7	61.3	60.1	61.1	60.1	58.3	54.8				
Top Speed [km/h]	61.7	61.4	61.9	61.9	61.2	61.6	61.5	58.7	56.8				
Avg. Dist. to Rail [m]	4.0	0.8	0.3	0.8	1.7	0.4	1.1	5.0	5.9				
Avg. Stride Freq. [Hz]	2.1	2.2	2.2	2.2	2.2	2.2	2.2	2.2	2.1				
Avg. Stride Length [m]	6.3	7.1	7.5	7.7	7.3	7.3	6.9	7.1	7.0				



- [] Ranking at each section and finish
- .-.- No data available at this section
- NA No data available



Horse/Jockey Name	Firebolt
Final Rank	10
Fastest Section Time (Section)	0:11.77 (1200m)
Top Speed [km/h] (Section)	62.1 (Overall)
Race State	Finished

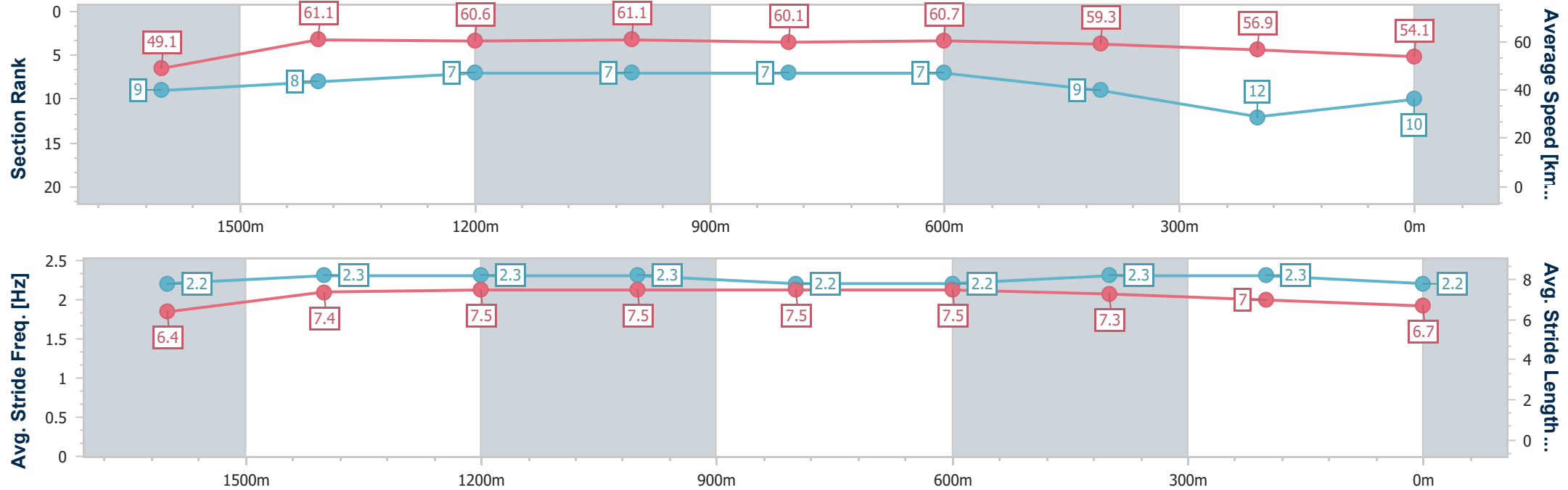


Aquis Park Gold CoastProfessional
Race 7: TAB WE'RE ON BENCHMARK 65 Handicap - 1800m



05 July 2025 - 15:34
Track Rating: Soft 5, Weather: Fine, Rail Position: +3m 1000m-350m
Cutaway Applies; True Remainder

Section	Overall	1600m	1400m	1200m	1000m	800m	600m	400m	200m				
Section Times	1:51.92 [10] (0:14.64)	1:37.28 [9] (0:11.87)	1:25.41 [8] (0:11.87)	1:13.54 [7] (0:11.77)	1:01.77 [7] (0:11.83)	0:49.94 [7] (0:11.84)	0:38.10 [7] (0:12.11)	0:25.99 [9] (0:12.70)	0:13.29 [12] (0:13.29)				
Average Speed [km/h]	49.1	61.1	60.6	61.1	60.1	60.7	59.3	56.9	54.1				
Top Speed [km/h]	62.1	62.0	61.9	62.0	61.7	61.1	60.5	57.3	56.9				
Avg. Dist. to Rail [m]	1.7	1.0	0.4	0.8	1.9	0.7	0.6	3.3	1.3				
Avg. Stride Freq. [Hz]	2.2	2.3	2.3	2.3	2.2	2.2	2.3	2.3	2.2				
Avg. Stride Length [m]	6.4	7.4	7.5	7.5	7.5	7.5	7.3	7.0	6.7				



- [] Ranking at each section and finish
- .-.- No data available at this section
- NA No data available



Horse/Jockey Name	Kareem
Final Rank	11
Fastest Section Time (Section)	0:11.66 (800m)
Top Speed [km/h] (Section)	62.8 (800m)
Race State	Finished

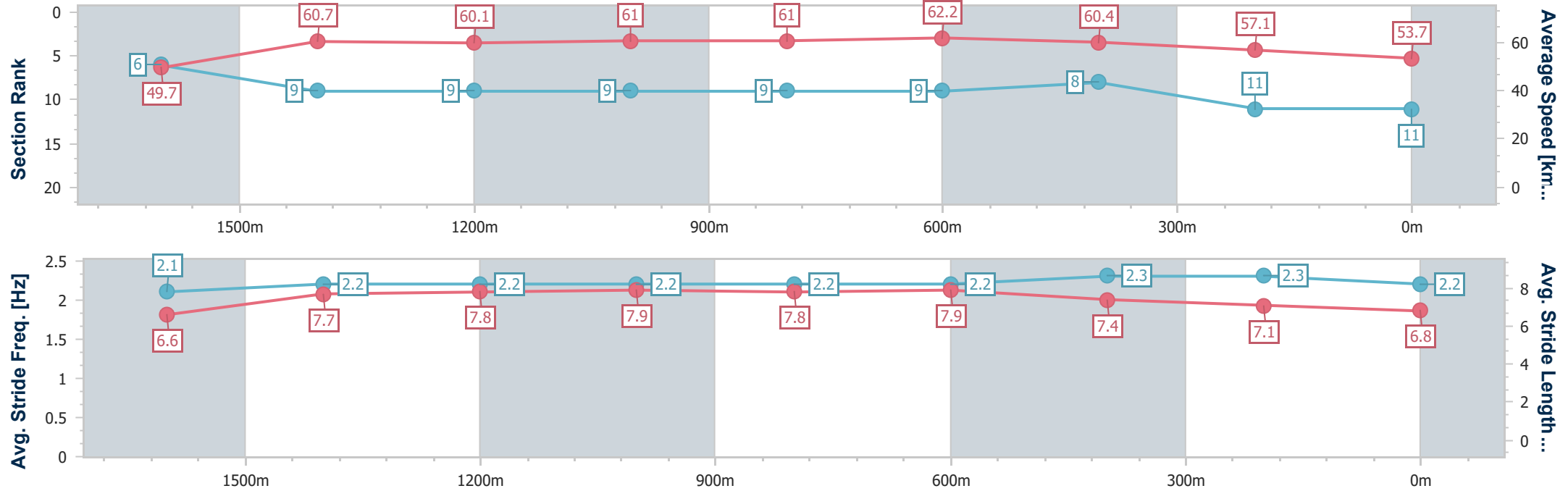


Aquis Park Gold CoastProfessional
Race 7: TAB WE'RE ON BENCHMARK 65 Handicap - 1800m



05 July 2025 - 15:34
Track Rating: Soft 5, Weather: Fine, Rail Position: +3m 1000m-350m
Cutaway Applies; True Remainder

Section	Overall	1600m	1400m	1200m	1000m	800m	600m	400m	200m				
Section Times	1:52.03 [11] (0:14.51)	1:37.52 [6] (0:12.06)	1:25.46 [9] (0:12.05)	1:13.41 [9] (0:11.78)	1:01.63 [9] (0:11.83)	0:49.80 [9] (0:11.66)	0:38.14 [9] (0:12.00)	0:26.14 [8] (0:12.72)	0:13.42 [11] (0:13.42)				
Average Speed [km/h]	49.7	60.7	60.1	61.0	61.0	62.2	60.4	57.1	53.7				
Top Speed [km/h]	61.6	61.7	61.5	61.4	62.5	62.8	62.6	58.4	55.5				
Avg. Dist. to Rail [m]	9.0	3.2	2.1	1.7	1.5	1.4	2.0	7.4	9.2				
Avg. Stride Freq. [Hz]	2.1	2.2	2.2	2.2	2.2	2.2	2.3	2.3	2.2				
Avg. Stride Length [m]	6.6	7.7	7.8	7.9	7.8	7.9	7.4	7.1	6.8				



[] Ranking at each section and finish
- - - - - No data available at this section
NA No data available



Horse/Jockey Name	Aratiri
Final Rank	12
Fastest Section Time (Section)	0:11.76 (800m)
Top Speed [km/h] (Section)	63.4 (800m)
Race State	Finished

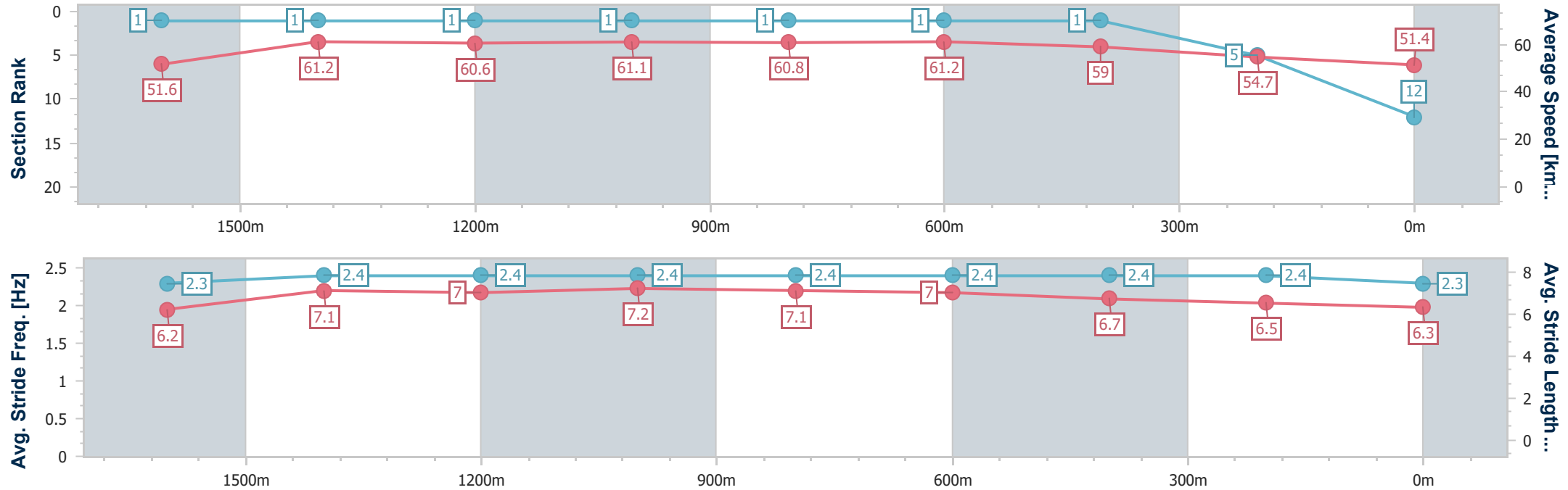


Aquis Park Gold CoastProfessional
Race 7: TAB WE'RE ON BENCHMARK 65 Handicap - 1800m



05 July 2025 - 15:34
Track Rating: Soft 5, Weather: Fine, Rail Position: +3m 1000m-350m
Cutaway Applies; True Remainder

Section	Overall	1600m	1400m	1200m	1000m	800m	600m	400m	200m				
Section Times	1:52.30 [12] (0:13.96)	1:38.34 [1] (0:11.80)	1:26.54 [1] (0:11.86)	1:14.68 [1] (0:11.77)	1:02.91 [1] (0:11.79)	0:51.12 [1] (0:11.76)	0:39.36 [1] (0:12.14)	0:27.22 [1] (0:13.26)	0:13.96 [5] (0:13.96)				
Average Speed [km/h]	51.6	61.2	60.6	61.1	60.8	61.2	59.0	54.7	51.4				
Top Speed [km/h]	63.3	63.4	62.4	62.7	61.3	63.4	61.0	55.6	53.7				
Avg. Dist. to Rail [m]	2.6	0.8	0.3	0.5	1.4	0.3	0.9	4.4	3.7				
Avg. Stride Freq. [Hz]	2.3	2.4	2.4	2.4	2.4	2.4	2.4	2.4	2.3				
Avg. Stride Length [m]	6.2	7.1	7.0	7.2	7.1	7.0	6.7	6.5	6.3				





Horse/Jockey Name	Torque Leica Star
Final Rank	13
Fastest Section Time (Section)	0:11.68 (800m)
Top Speed [km/h] (Section)	62.4 (800m)
Race State	Finished

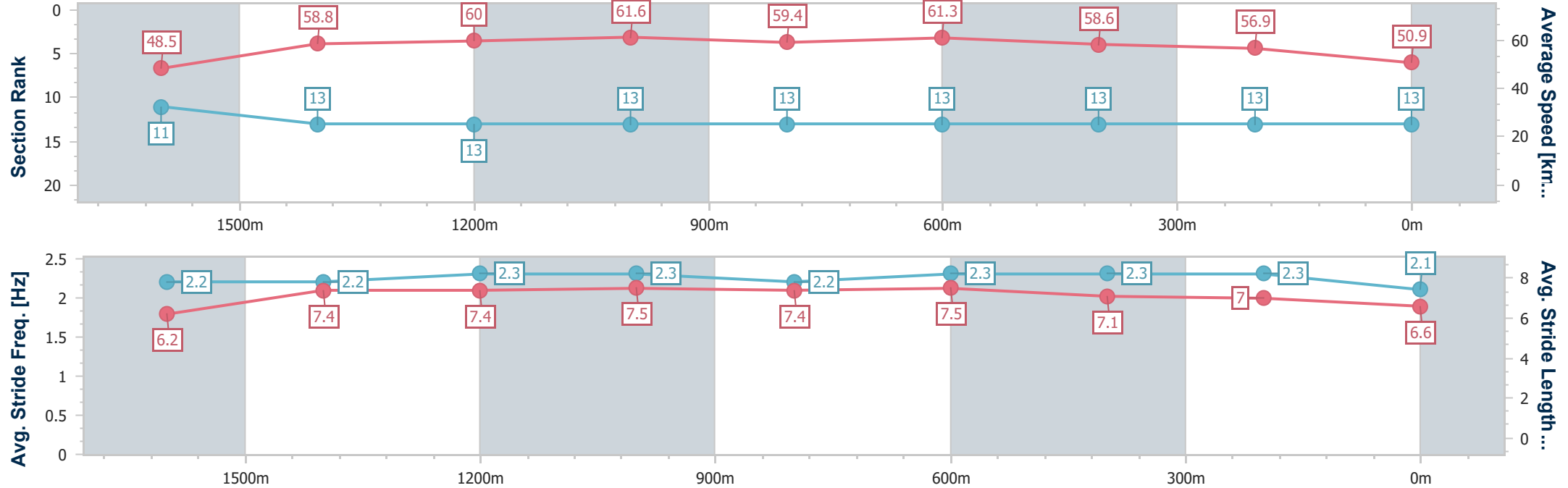


Aquis Park Gold CoastProfessional
Race 7: TAB WE'RE ON BENCHMARK 65 Handicap - 1800m



05 July 2025 - 15:34
Track Rating: Soft 5, Weather: Fine, Rail Position: +3m 1000m-350m
Cutaway Applies; True Remainder

Section	Overall	1600m	1400m	1200m	1000m	800m	600m	400m	200m				
Section Times	1:53.71 [13] (0:14.84)	1:38.87 [11] (0:12.40)	1:26.47 [13] (0:12.01)	1:14.46 [13] (0:11.73)	1:02.73 [13] (0:12.01)	0:50.72 [13] (0:11.68)	0:39.04 [13] (0:12.21)	0:26.83 [13] (0:12.66)	0:14.17 [13] (0:14.17)				
Average Speed [km/h]	48.5	58.8	60.0	61.6	59.4	61.3	58.6	56.9	50.9				
Top Speed [km/h]	61.3	61.2	61.8	62.0	60.9	62.4	60.1	58.2	53.4				
Avg. Dist. to Rail [m]	6.6	2.2	1.1	0.9	1.7	0.8	1.0	1.7	1.2				
Avg. Stride Freq. [Hz]	2.2	2.2	2.3	2.3	2.2	2.3	2.3	2.3	2.1				
Avg. Stride Length [m]	6.2	7.4	7.4	7.5	7.4	7.5	7.1	7.0	6.6				





Aquis Park Gold Coast Professional
Race 8: GOLD COAST BOWLS & COMMUNITY CLUB BENCHMARK 62
Handicap - 1200m
05 July 2025 - 16:13



Track Rating: Soft 5, Weather: Fine, Rail Position: +3m 1000m-350m Cutaway Applies; True Remainder

Section						Overall	1000m	800m	600m	400m	200m	Last 600m	
Field Times						1:11.78 (0:14.26)	0:57.52 (0:10.96)	0:46.56 (0:11.28)	0:35.28 (0:11.70)	0:23.58 (0:11.80)	0:11.78 (0:11.78)	0:35.28	
Rank	TAB	Horse/Jockey	Barrier	Top Speed [km/h]	Fastest Section							Margin	Distance Travelled [m]
1	14	WALSH BAY	1	65.4	0:11.13	1:11.78 [1]	0:57.28 [5]	0:46.15 [5]	0:34.84 [5]	0:23.34 [4]	0:11.77 [2]	1:11.78	0:34.84
		Siobhan Rutledge		1000m	1000m	(0:14.50)	(0:11.13)	(0:11.31)	(0:11.50)	(0:11.57)	(0:11.77)		
2	7	AITUTAKI	5	65.3	0:11.16	1:11.80 [2]	0:57.43 [4]	0:46.27 [4]	0:34.94 [4]	0:23.35 [5]	0:11.72 [5]	0.1L	0:34.94 +5
		Cobi Vitler		1000m	1000m	(0:14.37)	(0:11.16)	(0:11.33)	(0:11.59)	(0:11.63)	(0:11.72)		
3	1	BOLD JULIUS	2	64.9	0:11.29	1:11.86 [3]	0:57.35 [7]	0:46.06 [6]	0:34.76 [7]	0:23.23 [7]	0:11.66 [8]	0.3L	0:34.76 +4
		Leah Martyn		800m	1000m	(0:14.51)	(0:11.29)	(0:11.30)	(0:11.53)	(0:11.57)	(0:11.66)		
4	10	GRAND METEOR	10	66.5	0:11.12	1:11.98 [4]	0:57.63 [3]	0:46.51 [3]	0:35.29 [3]	0:23.69 [3]	0:11.95 [3]	0.8L	0:35.29 +7
		Chelsea Baker		Overall	1000m	(0:14.35)	(0:11.12)	(0:11.22)	(0:11.60)	(0:11.74)	(0:11.95)		
5	15	FAMOUS PEDRILLE	3	66.6	0:10.96	1:12.08 [5]	0:57.82 [1]	0:46.86 [1]	0:35.58 [1]	0:23.88 [1]	0:12.08 [1]	1.3L	0:35.58 +2
		Brandon Lerena		1000m	1000m	(0:14.26)	(0:10.96)	(0:11.28)	(0:11.70)	(0:11.80)	(0:12.08)		
6	13	OUR SILVER LININGS	9	65.8	0:11.21	1:12.13 [6]	0:57.63 [6]	0:46.27 [7]	0:35.06 [6]	0:23.52 [6]	0:11.93 [7]	1.5L	0:35.06 +8
		Dylan Turner		800m	800m	(0:14.50)	(0:11.36)	(0:11.21)	(0:11.54)	(0:11.59)	(0:11.93)		
7	17	FREELAND	8	66.2	0:11.09	1:12.14 [7]	0:57.30 [9]	0:45.84 [9]	0:34.75 [9]	0:23.29 [9]	0:11.94 [6]	1.6L	0:34.75 +8
		Anthony Allen		800m	800m	(0:14.84)	(0:11.46)	(0:11.09)	(0:11.46)	(0:11.35)	(0:11.94)		
8	12	ELECTRIC ARROW	6	66.7	0:10.97	1:12.41 [8]	0:58.09 [2]	0:47.12 [2]	0:35.83 [2]	0:24.16 [2]	0:12.36 [4]	3.1L	0:35.83 +3
		Stacey Callow		1000m	1000m	(0:14.32)	(0:10.97)	(0:11.29)	(0:11.67)	(0:11.80)	(0:12.36)		
9	11	CONSTANT CAFE	11	65.3	0:11.20	1:12.44 [9]	0:57.33 [10]	0:46.06 [11]	0:34.86 [10]	0:23.49 [10]	0:11.87 [10]	3.2L	0:34.86 +4
		Nozi Tomizawa		800m	800m	(0:15.11)	(0:11.27)	(0:11.20)	(0:11.37)	(0:11.62)	(0:11.87)		
10	2	CABSAV	7	65.4	0:11.23	1:12.51 [10]	0:57.81 [8]	0:46.41 [8]	0:35.18 [8]	0:23.78 [8]	0:12.05 [9]	3.6L	0:35.18 +3
		Rob Thorburn		800m	800m	(0:14.70)	(0:11.40)	(0:11.23)	(0:11.40)	(0:11.73)	(0:12.05)		

Scratched: Dunloe (#4), Nightcapped (#5), Sujeed (#8), Rubydoo (#9), Lucifer's Way (#18), Miss Shu (#19), Maybe (#20), Private Equity (#21), Selous (#3), Pierre Cardinnigan (#6)



Aquis Park Gold Coast Professional
Race 8: GOLD COAST BOWLS & COMMUNITY CLUB BENCHMARK 62
Handicap - 1200m
05 July 2025 - 16:13



Track Rating: Soft 5, Weather: Fine, Rail Position: +3m 1000m-350m Cutaway Applies; True Remainder

Section						Overall	1000m	800m	600m	400m	200m	Last 600m		
Field Times						1:11.78 (0:14.26)	0:57.52 (0:10.96)	0:46.56 (0:11.28)	0:35.28 (0:11.70)	0:23.58 (0:11.80)	0:11.78 (0:11.78)	0:35.28		
Rank	TAB	Horse/Jockey	Barrier	Top Speed [km/h]	Fastest Section						Margin	Distance Travelled [m]		
11	16	ECHO HUNTER	4	64.3	0:11.21	1:12.64 [11]	0:57.51 [11]	0:46.30 [10]	0:35.00 [11]	0:23.66 [11]	0:11.79 [11]	4.1L	0:35.00	+3
		Montana Philpot		800m	1000m	(0:15.13)	(0:11.21)	(0:11.30)	(0:11.34)	(0:11.87)	(0:11.79)			

Scratched: Dunloe (#4), Nightcapped (#5), Sujeed (#8), Rubydoo (#9), Lucifer's Way (#18), Miss Shu (#19), Maybe (#20), Private Equity (#21), Selous (#3), Pierre Cardinnigan (#6)



Horse/Jockey Name	Walsh Bay
Final Rank	1
Fastest Section Time (Section)	0:11.13 (1000m)
Top Speed [km/h] (Section)	65.4 (1000m)
Race State	Finished

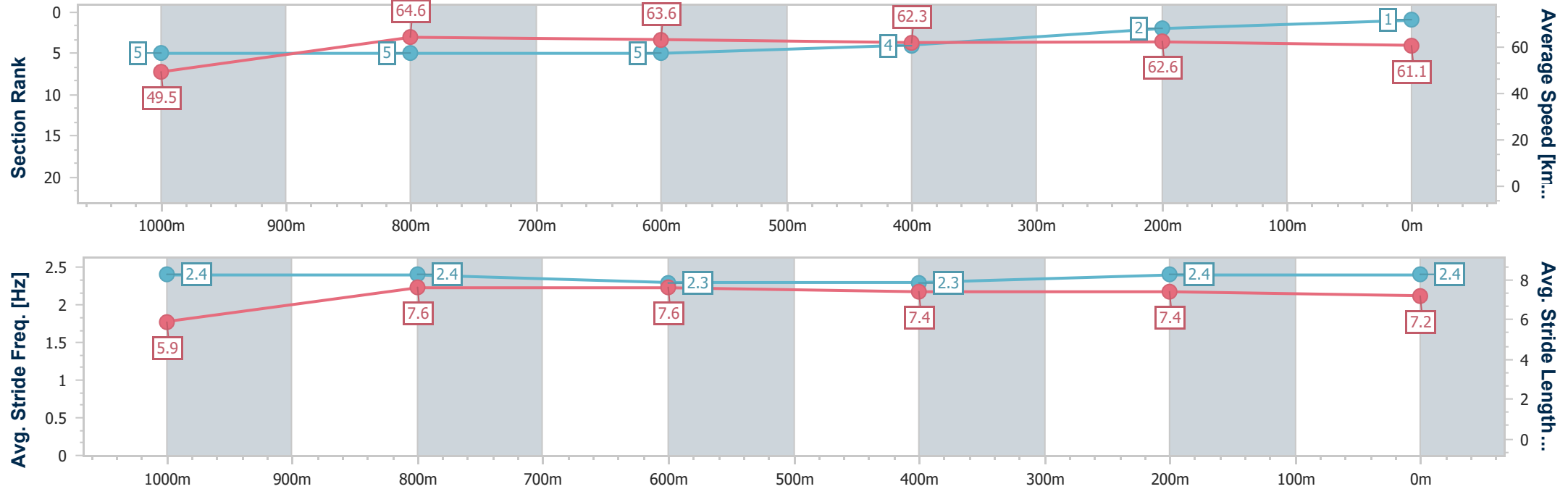


Aquis Park Gold CoastProfessional
Race 8: GOLD COAST BOWLS & COMMUNITY CLUB
BENCHMARK 62 Handicap - 1200m



05 July 2025 - 16:13
Track Rating: Soft 5, Weather: Fine, Rail Position: +3m 1000m-350m
Cutaway Applies; True Remainder

Section	Overall	1000m	800m	600m	400m	200m								
Section Times	1:11.78 [1] (0:14.50)	0:57.28 [5] (0:11.13)	0:46.15 [5] (0:11.31)	0:34.84 [5] (0:11.50)	0:23.34 [4] (0:11.57)	0:11.77 [2] (0:11.77)								
Average Speed [km/h]	49.5	64.6	63.6	62.3	62.6	61.1								
Top Speed [km/h]	64.3	65.4	64.7	63.0	63.1	63.1								
Avg. Dist. to Rail [m]	1.3	1.2	0.4	0.7	2.5	2.2								
Avg. Stride Freq. [Hz]	2.4	2.4	2.3	2.3	2.4	2.4								
Avg. Stride Length [m]	5.9	7.6	7.6	7.4	7.4	7.2								



- [] Ranking at each section and finish
- .-.- No data available at this section
- NA No data available



Horse/Jockey Name	Aitutaki
Final Rank	2
Fastest Section Time (Section)	0:11.16 (1000m)
Top Speed [km/h] (Section)	65.3 (1000m)
Race State	Finished



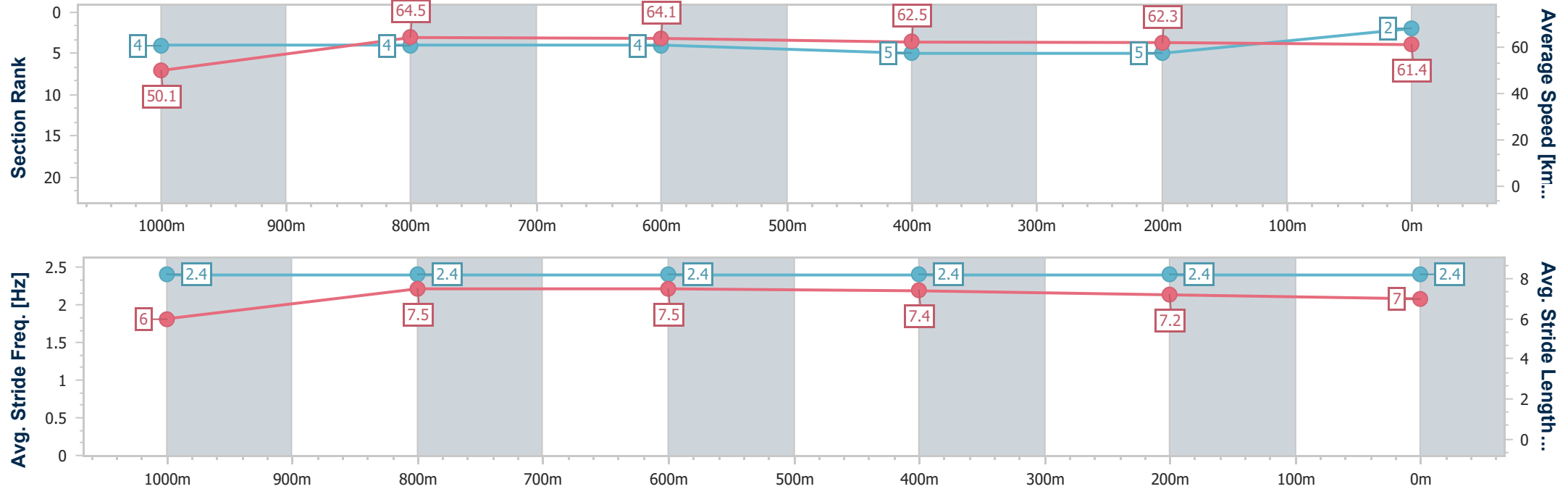
Aquis Park Gold CoastProfessional
Race 8: GOLD COAST BOWLS & COMMUNITY CLUB
BENCHMARK 62 Handicap - 1200m



05 July 2025 - 16:13

Track Rating: Soft 5, Weather: Fine, Rail Position: +3m 1000m-350m
Cutaway Applies; True Remainder

Section	Overall	1000m	800m	600m	400m	200m								
Section Times	1:11.80 [2] (0:14.37)	0:57.43 [4] (0:11.16)	0:46.27 [4] (0:11.33)	0:34.94 [4] (0:11.59)	0:23.35 [5] (0:11.63)	0:11.72 [5] (0:11.72)								
Average Speed [km/h]	50.1	64.5	64.1	62.5	62.3	61.4								
Top Speed [km/h]	64.6	65.3	65.2	63.7	63.4	63.2								
Avg. Dist. to Rail [m]	3.1	1.7	1.9	1.2	4.8	4.1								
Avg. Stride Freq. [Hz]	2.4	2.4	2.4	2.4	2.4	2.4								
Avg. Stride Length [m]	6.0	7.5	7.5	7.4	7.2	7.0								



- [] Ranking at each section and finish
- .-.- No data available at this section
- NA No data available



Horse/Jockey Name	Bold Julius
Final Rank	3
Fastest Section Time (Section)	0:11.29 (1000m)
Top Speed [km/h] (Section)	64.9 (800m)
Race State	Finished

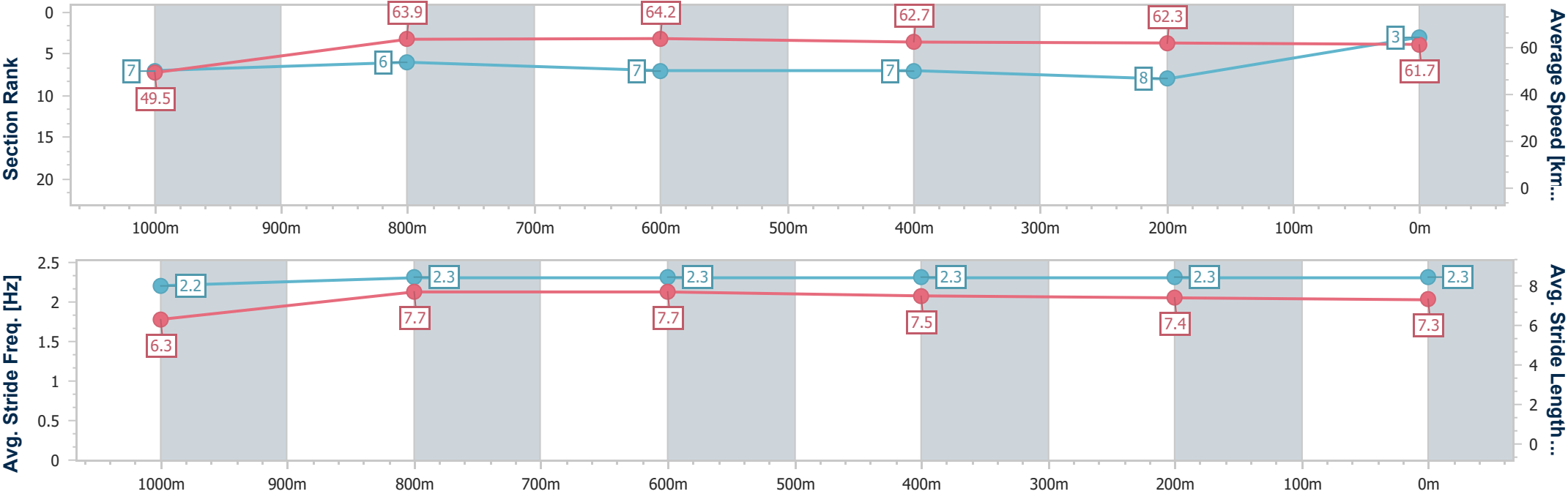


Aquis Park Gold CoastProfessional
Race 8: GOLD COAST BOWLS & COMMUNITY CLUB
BENCHMARK 62 Handicap - 1200m



05 July 2025 - 16:13
Track Rating: Soft 5, Weather: Fine, Rail Position: +3m 1000m-350m
Cutaway Applies; True Remainder

Section	Overall	1000m	800m	600m	400m	200m							
Section Times	1:11.86 [3] (0:14.51)	0:57.35 [7] (0:11.29)	0:46.06 [6] (0:11.30)	0:34.76 [7] (0:11.53)	0:23.23 [7] (0:11.57)	0:11.66 [8] (0:11.66)							
Average Speed [km/h]	49.5	63.9	64.2	62.7	62.3	61.7							
Top Speed [km/h]	64.5	64.3	64.9	63.4	63.2	63.1							
Avg. Dist. to Rail [m]	2.1	1.5	1.3	0.8	3.4	0.8							
Avg. Stride Freq. [Hz]	2.2	2.3	2.3	2.3	2.3	2.3							
Avg. Stride Length [m]	6.3	7.7	7.7	7.5	7.4	7.3							



[] Ranking at each section and finish
-.-.- No data available at this section
NA No data available



Horse/Jockey Name	Grand Meteor
Final Rank	4
Fastest Section Time (Section)	0:11.12 (1000m)
Top Speed [km/h] (Section)	66.5 (Overall)
Race State	Finished



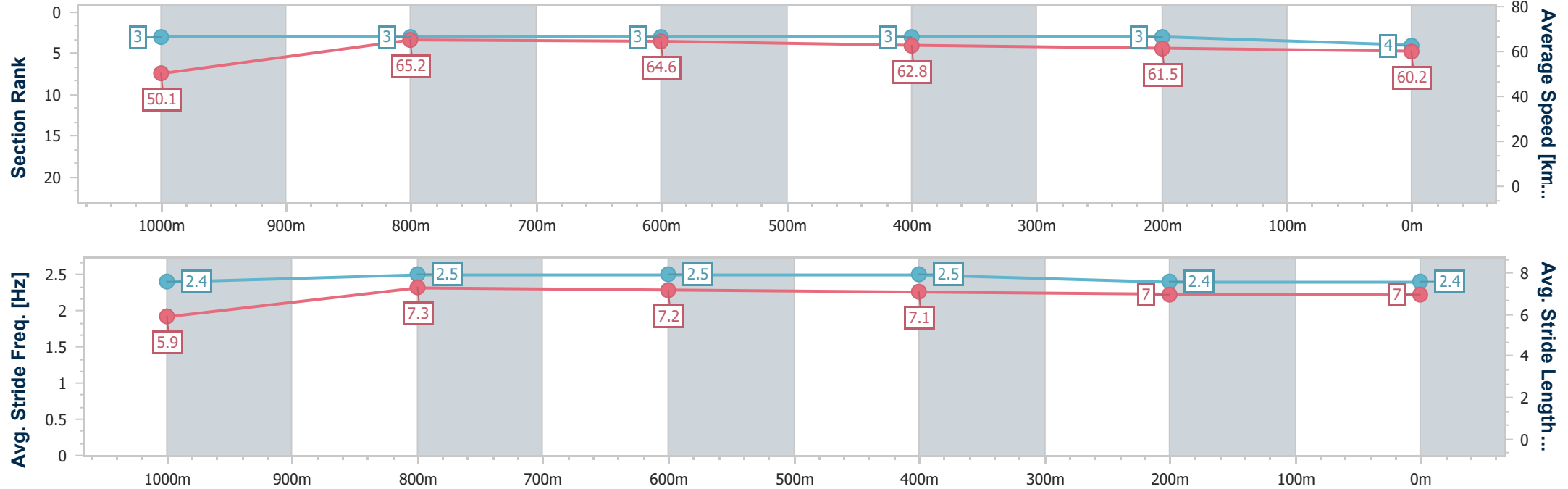
Aquis Park Gold CoastProfessional
Race 8: GOLD COAST BOWLS & COMMUNITY CLUB
BENCHMARK 62 Handicap - 1200m



05 July 2025 - 16:13

Track Rating: Soft 5, Weather: Fine, Rail Position: +3m 1000m-350m
Cutaway Applies; True Remainder

Section	Overall	1000m	800m	600m	400m	200m								
Section Times	1:11.98 [4] (0:14.35)	0:57.63 [3] (0:11.12)	0:46.51 [3] (0:11.22)	0:35.29 [3] (0:11.60)	0:23.69 [3] (0:11.74)	0:11.95 [3] (0:11.95)								
Average Speed [km/h]	50.1	65.2	64.6	62.8	61.5	60.2								
Top Speed [km/h]	66.5	66.3	65.6	64.0	62.7	62.1								
Avg. Dist. to Rail [m]	7.5	1.9	2.3	1.9	6.9	9.6								
Avg. Stride Freq. [Hz]	2.4	2.5	2.5	2.5	2.4	2.4								
Avg. Stride Length [m]	5.9	7.3	7.2	7.1	7.0	7.0								



- [] Ranking at each section and finish
- .-.- No data available at this section
- NA No data available



Horse/Jockey Name	Famous Pedrille
Final Rank	5
Fastest Section Time (Section)	0:10.96 (1000m)
Top Speed [km/h] (Section)	66.6 (1000m)
Race State	Finished



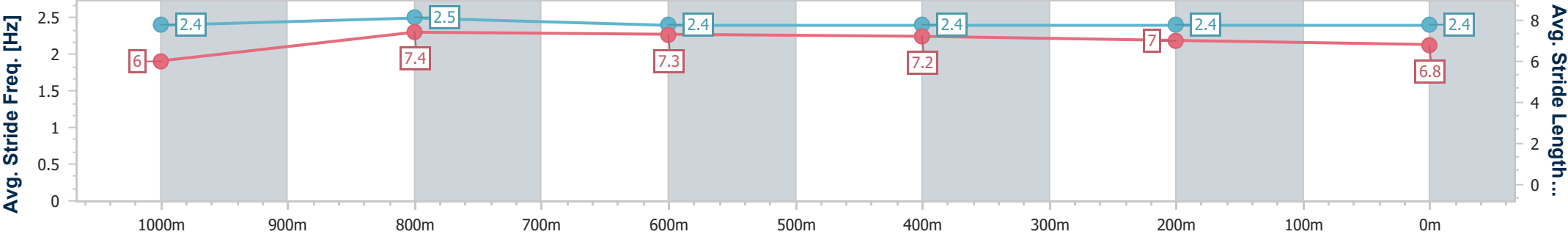
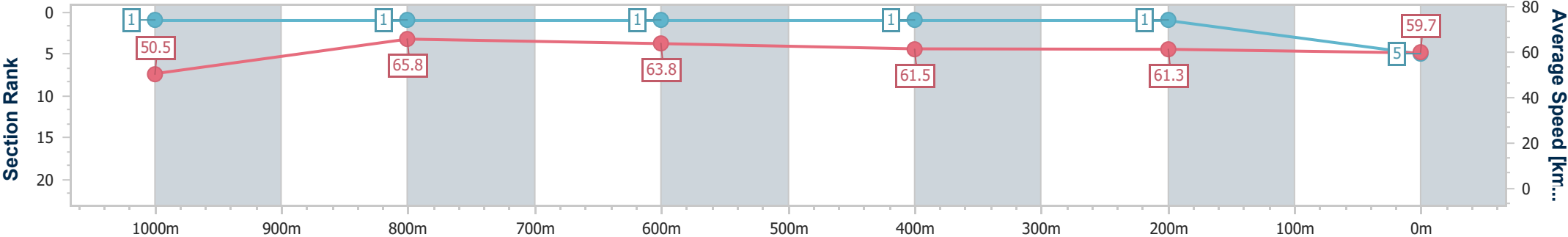
Aquis Park Gold CoastProfessional
Race 8: GOLD COAST BOWLS & COMMUNITY CLUB
BENCHMARK 62 Handicap - 1200m



05 July 2025 - 16:13

Track Rating: Soft 5, Weather: Fine, Rail Position: +3m 1000m-350m
Cutaway Applies; True Remainder

Section	Overall	1000m	800m	600m	400m	200m								
Section Times	1:12.08 [5] (0:14.26)	0:57.82 [1] (0:10.96)	0:46.86 [1] (0:11.28)	0:35.58 [1] (0:11.70)	0:23.88 [1] (0:11.80)	0:12.08 [1] (0:12.08)								
Average Speed [km/h]	50.5	65.8	63.8	61.5	61.3	59.7								
Top Speed [km/h]	66.2	66.6	65.9	62.3	62.2	61.3								
Avg. Dist. to Rail [m]	2.6	1.3	0.9	0.5	4.7	6.9								
Avg. Stride Freq. [Hz]	2.4	2.5	2.4	2.4	2.4	2.4								
Avg. Stride Length [m]	6.0	7.4	7.3	7.2	7.0	6.8								





Horse/Jockey Name	Our Silver Linings
Final Rank	6
Fastest Section Time (Section)	0:11.21 (800m)
Top Speed [km/h] (Section)	65.8 (800m)
Race State	Finished



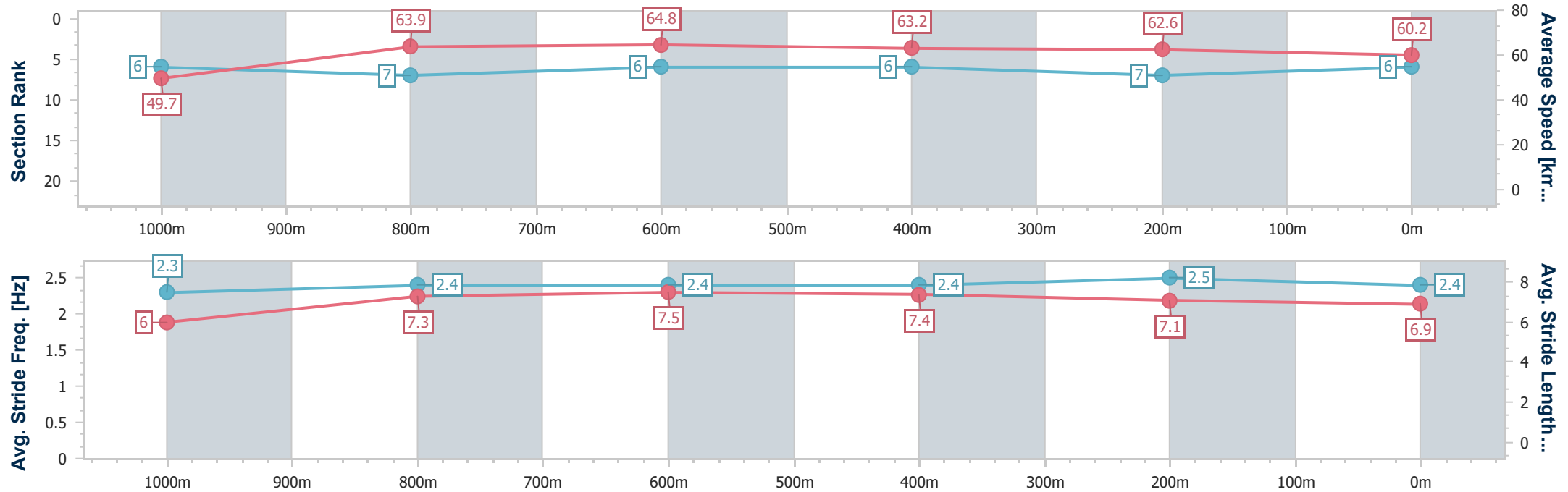
Aquis Park Gold CoastProfessional
Race 8: GOLD COAST BOWLS & COMMUNITY CLUB
BENCHMARK 62 Handicap - 1200m



05 July 2025 - 16:13

Track Rating: Soft 5, Weather: Fine, Rail Position: +3m 1000m-350m
Cutaway Applies; True Remainder

Section	Overall	1000m	800m	600m	400m	200m							
Section Times	1:12.13 [6] (0:14.50)	0:57.63 [6] (0:11.36)	0:46.27 [7] (0:11.21)	0:35.06 [6] (0:11.54)	0:23.52 [6] (0:11.59)	0:11.93 [7] (0:11.93)							
Average Speed [km/h]	49.7	63.9	64.8	63.2	62.6	60.2							
Top Speed [km/h]	63.3	64.8	65.8	64.3	63.4	62.0							
Avg. Dist. to Rail [m]	6.0	2.1	2.3	2.0	8.6	11.0							
Avg. Stride Freq. [Hz]	2.3	2.4	2.4	2.4	2.5	2.4							
Avg. Stride Length [m]	6.0	7.3	7.5	7.4	7.1	6.9							





Horse/Jockey Name	Freeland
Final Rank	7
Fastest Section Time (Section)	0:11.09 (800m)
Top Speed [km/h] (Section)	66.2 (800m)
Race State	Finished



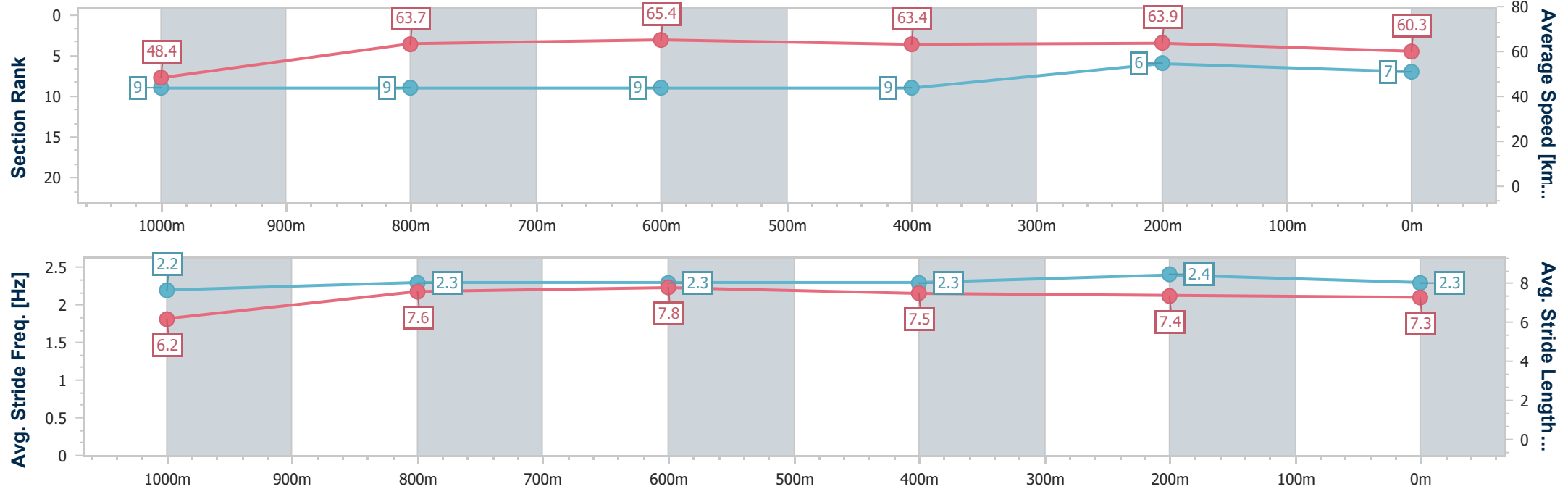
Aquis Park Gold CoastProfessional
Race 8: GOLD COAST BOWLS & COMMUNITY CLUB
BENCHMARK 62 Handicap - 1200m



05 July 2025 - 16:13

Track Rating: Soft 5, Weather: Fine, Rail Position: +3m 1000m-350m
Cutaway Applies; True Remainder

Section	Overall	1000m	800m	600m	400m	200m							
Section Times	1:12.14 [7] (0:14.84)	0:57.30 [9] (0:11.46)	0:45.84 [9] (0:11.09)	0:34.75 [9] (0:11.46)	0:23.29 [9] (0:11.35)	0:11.94 [6] (0:11.94)							
Average Speed [km/h]	48.4	63.7	65.4	63.4	63.9	60.3							
Top Speed [km/h]	64.7	64.9	66.2	64.6	64.5	62.8							
Avg. Dist. to Rail [m]	6.2	2.5	2.2	1.9	8.6	11.7							
Avg. Stride Freq. [Hz]	2.2	2.3	2.3	2.3	2.4	2.3							
Avg. Stride Length [m]	6.2	7.6	7.8	7.5	7.4	7.3							





Horse/Jockey Name	Electric Arrow
Final Rank	8
Fastest Section Time (Section)	0:10.97 (1000m)
Top Speed [km/h] (Section)	66.7 (1000m)
Race State	Finished



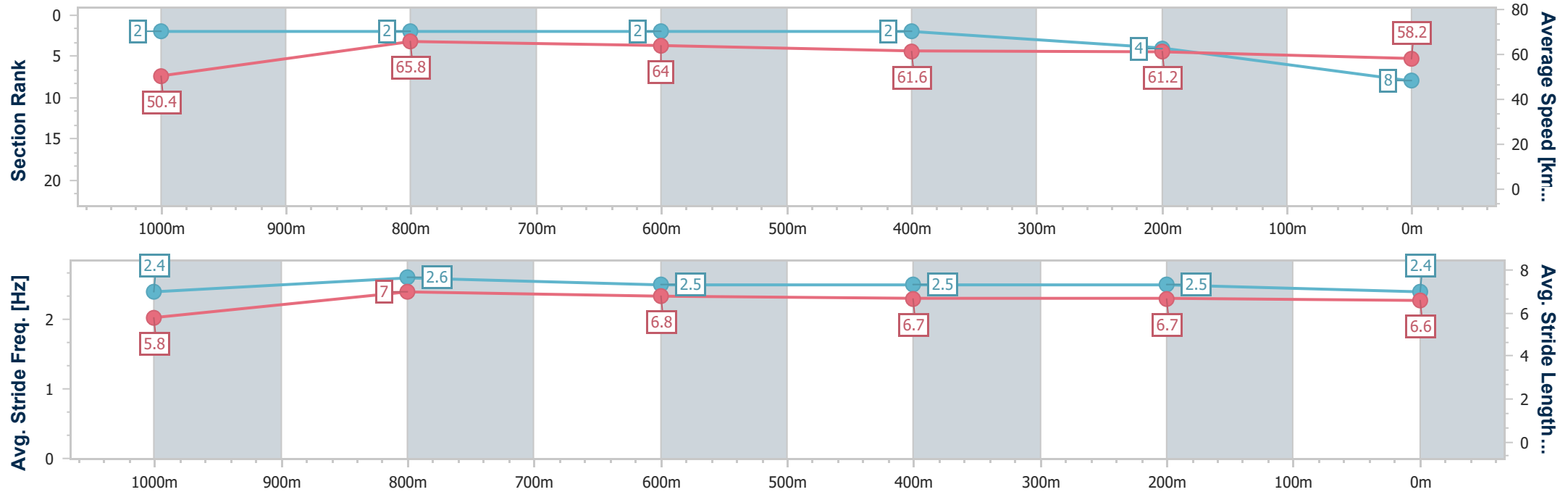
Aquis Park Gold CoastProfessional
Race 8: GOLD COAST BOWLS & COMMUNITY CLUB
BENCHMARK 62 Handicap - 1200m



05 July 2025 - 16:13

Track Rating: Soft 5, Weather: Fine, Rail Position: +3m 1000m-350m
Cutaway Applies; True Remainder

Section	Overall	1000m	800m	600m	400m	200m								
Section Times	1:12.41 [8] (0:14.32)	0:58.09 [2] (0:10.97)	0:47.12 [2] (0:11.29)	0:35.83 [2] (0:11.67)	0:24.16 [2] (0:11.80)	0:12.36 [4] (0:12.36)								
Average Speed [km/h]	50.4	65.8	64.0	61.6	61.2	58.2								
Top Speed [km/h]	66.4	66.7	64.4	62.2	62.1	61.2								
Avg. Dist. to Rail [m]	4.8	1.4	1.1	0.5	4.7	8.0								
Avg. Stride Freq. [Hz]	2.4	2.6	2.5	2.5	2.5	2.4								
Avg. Stride Length [m]	5.8	7.0	6.8	6.7	6.7	6.6								



- [] Ranking at each section and finish
- .-.- No data available at this section
- NA No data available



Horse/Jockey Name	Constant Cafe
Final Rank	9
Fastest Section Time (Section)	0:11.20 (800m)
Top Speed [km/h] (Section)	65.3 (800m)
Race State	Finished



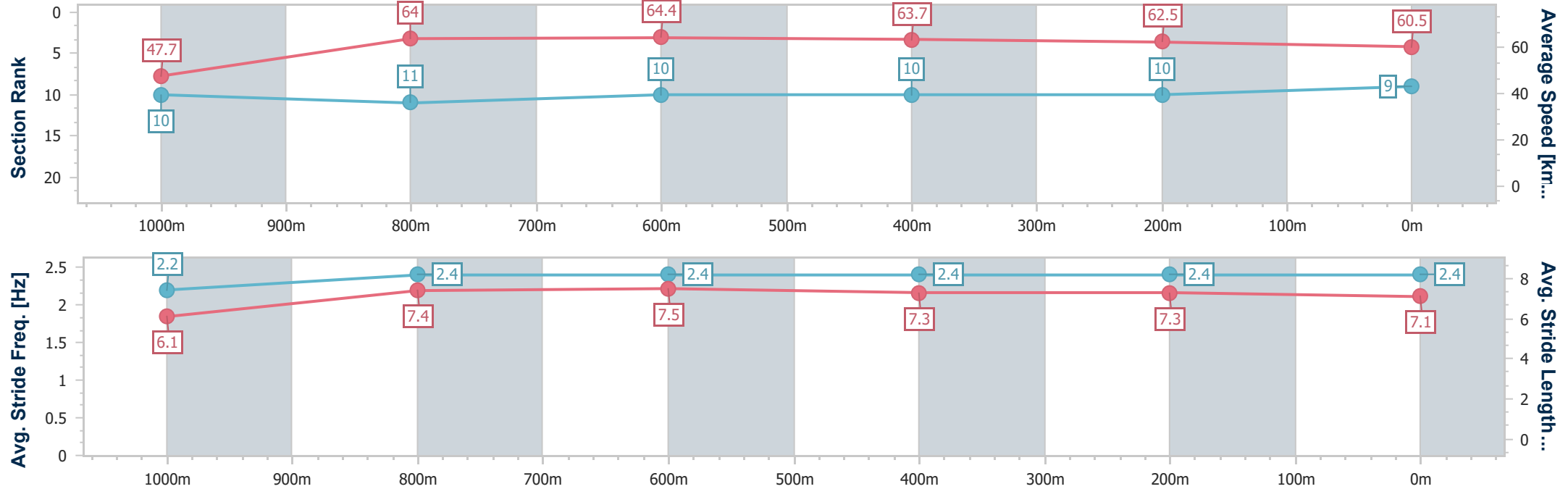
Aquis Park Gold CoastProfessional
Race 8: GOLD COAST BOWLS & COMMUNITY CLUB
BENCHMARK 62 Handicap - 1200m



05 July 2025 - 16:13

Track Rating: Soft 5, Weather: Fine, Rail Position: +3m 1000m-350m
Cutaway Applies; True Remainder

Section	Overall	1000m	800m	600m	400m	200m							
Section Times	1:12.44 [9] (0:15.11)	0:57.33 [10] (0:11.27)	0:46.06 [11] (0:11.20)	0:34.86 [10] (0:11.37)	0:23.49 [10] (0:11.62)	0:11.87 [10] (0:11.87)							
Average Speed [km/h]	47.7	64.0	64.4	63.7	62.5	60.5							
Top Speed [km/h]	63.8	64.8	65.3	64.9	63.0	61.8							
Avg. Dist. to Rail [m]	7.2	1.4	0.9	0.9	7.1	5.9							
Avg. Stride Freq. [Hz]	2.2	2.4	2.4	2.4	2.4	2.4							
Avg. Stride Length [m]	6.1	7.4	7.5	7.3	7.3	7.1							



- [] Ranking at each section and finish
- .-.- No data available at this section
- NA No data available



Horse/Jockey Name	Cabsav
Final Rank	10
Fastest Section Time (Section)	0:11.23 (800m)
Top Speed [km/h] (Section)	65.4 (800m)
Race State	Finished



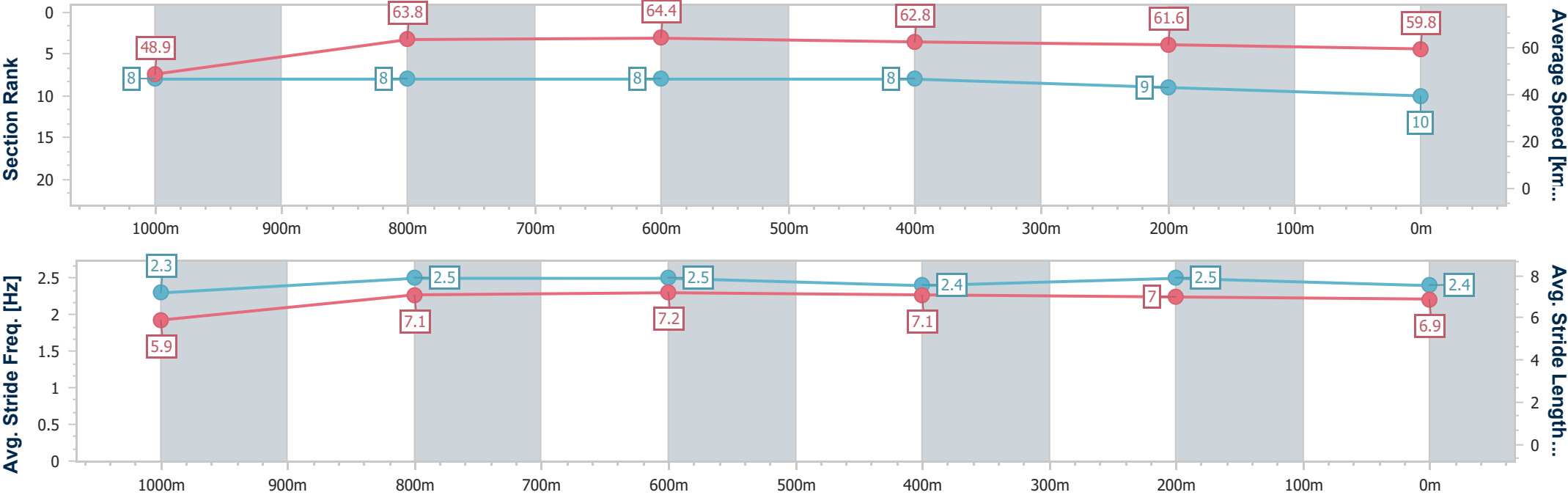
Aquis Park Gold CoastProfessional
Race 8: GOLD COAST BOWLS & COMMUNITY CLUB
BENCHMARK 62 Handicap - 1200m



05 July 2025 - 16:13

Track Rating: Soft 5, Weather: Fine, Rail Position: +3m 1000m-350m
Cutaway Applies; True Remainder

Section	Overall	1000m	800m	600m	400m	200m							
Section Times	1:12.51 [10] (0:14.70)	0:57.81 [8] (0:11.40)	0:46.41 [8] (0:11.23)	0:35.18 [8] (0:11.40)	0:23.78 [8] (0:11.73)	0:12.05 [9] (0:12.05)							
Average Speed [km/h]	48.9	63.8	64.4	62.8	61.6	59.8							
Top Speed [km/h]	64.7	64.9	65.4	63.2	62.6	60.6							
Avg. Dist. to Rail [m]	5.0	2.3	0.8	0.8	2.3	4.3							
Avg. Stride Freq. [Hz]	2.3	2.5	2.5	2.4	2.5	2.4							
Avg. Stride Length [m]	5.9	7.1	7.2	7.1	7.0	6.9							





Horse/Jockey Name	Echo Hunter
Final Rank	11
Fastest Section Time (Section)	0:11.21 (1000m)
Top Speed [km/h] (Section)	64.3 (800m)
Race State	Finished



Aquis Park Gold CoastProfessional
Race 8: GOLD COAST BOWLS & COMMUNITY CLUB
BENCHMARK 62 Handicap - 1200m



05 July 2025 - 16:13

Track Rating: Soft 5, Weather: Fine, Rail Position: +3m 1000m-350m
Cutaway Applies; True Remainder

Section	Overall	1000m	800m	600m	400m	200m							
Section Times	1:12.64 [11] (0:15.13)	0:57.51 [11] (0:11.21)	0:46.30 [10] (0:11.30)	0:35.00 [11] (0:11.34)	0:23.66 [11] (0:11.87)	0:11.79 [11] (0:11.79)							
Average Speed [km/h]	47.6	64.1	63.5	62.2	60.9	60.9							
Top Speed [km/h]	63.5	64.2	64.3	62.8	61.9	62.1							
Avg. Dist. to Rail [m]	3.5	1.1	1.3	3.2	1.6	1.1							
Avg. Stride Freq. [Hz]	2.1	2.3	2.3	2.2	2.2	2.3							
Avg. Stride Length [m]	6.3	7.6	7.7	7.6	7.5	7.4							

