



TownsvilleProfessional
Race 1: BELLE PROPERTY TOWNSVILLE QTIS Three-Year-Old Maiden
Plate - 1000m
06 July 2025 - 11:56



Track Rating: Soft 5, Weather: Fine, Rail Position: +6m 1000-W/Post; +3m Remainder of Course.

Section						Overall	800m	600m	400m	200m	Last 600m		
Field Times						0:57.38 (0:13.20)	0:44.18 (0:10.48)	0:33.70 (0:11.07)	0:22.63 (0:11.33)	0:11.30 (0:11.30)	0:33.70		
Rank	TAB	Horse/Jockey	Barrier	Top Speed [km/h]	Fastest Section							Margin	Distance Travelled [m]
1	3	GOLDEN OCTAVIAN	5	69.6	0:10.56	0:57.38 [1]	0:43.77 [11]	0:33.21 [11]	0:22.13 [10]	0:11.19 [5]	0:57.38	0:33.21	
		Ryan Wiggins		800m	800m	(0:13.61)	(0:10.56)	(0:11.08)	(0:10.94)	(0:11.19)			
2	6	DASHING GYPSY	6	70.2	0:10.48	0:57.62 [2]	0:44.37 [3]	0:33.89 [3]	0:22.74 [3]	0:11.54 [1]	1.39L	0:33.89	-3
		Ashley Butler		800m	800m	(0:13.25)	(0:10.48)	(0:11.15)	(0:11.20)	(0:11.54)			
3	5	SECRET BOOM	3	70.0	0:10.50	0:57.80 [3]	0:44.44 [6]	0:33.94 [5]	0:22.77 [6]	0:11.63 [4]	2.49L	0:33.94	-6
		Tahlia Fenlon		800m	800m	(0:13.36)	(0:10.50)	(0:11.17)	(0:11.14)	(0:11.63)			
4	11	WEBS	2	69.9	0:10.55	0:57.83 [4]	0:44.28 [9]	0:33.73 [10]	0:22.54 [11]	0:11.45 [8]	2.64L	0:33.73	+4
		Olivia Kendal		800m	800m	(0:13.55)	(0:10.55)	(0:11.19)	(0:11.09)	(0:11.45)			
5	1	AZCONPETE	10	70.2	0:10.48	0:57.95 [5]	0:44.65 [4]	0:34.17 [4]	0:23.07 [3]	0:11.74 [6]	3.33L	0:34.17	-1
		Graham Kliese		Overall	800m	(0:13.30)	(0:10.48)	(0:11.10)	(0:11.33)	(0:11.74)			
6	9	PARDON THE PURR	4	70.1	0:10.62	0:57.97 [6]	0:44.62 [5]	0:34.00 [6]	0:22.95 [5]	0:11.73 [7]	3.49L	0:34.00	-2
		Jason Taylor		800m	800m	(0:13.35)	(0:10.62)	(0:11.05)	(0:11.22)	(0:11.73)			
7	10	SPIRIT GHOST	8	70.2	0:10.48	0:58.20 [7]	0:45.00 [1]	0:34.52 [1]	0:23.45 [1]	0:12.11 [2]	4.84L	0:34.52	+0
		Justin Stanley		Overall	800m	(0:13.20)	(0:10.48)	(0:11.07)	(0:11.34)	(0:12.11)			
8	2	CHARGIN'	9	70.2	0:10.56	0:58.23 [8]	0:44.79 [7]	0:34.23 [7]	0:23.18 [8]	0:11.84 [9]	4.99L	0:34.23	+5
		Isabella Teh		800m	800m	(0:13.44)	(0:10.56)	(0:11.05)	(0:11.34)	(0:11.84)			
9	7	LETHALLY STELLA	11	70.2	0:10.45	0:58.34 [9]	0:45.11 [2]	0:34.66 [2]	0:23.53 [2]	0:12.19 [3]	5.64L	0:34.66	+4
		Ivo Fry		Overall	800m	(0:13.23)	(0:10.45)	(0:11.13)	(0:11.34)	(0:12.19)			
10	8	MISSYPIE	1	69.6	0:10.49	0:58.65 [10]	0:45.05 [10]	0:34.56 [9]	0:23.53 [9]	0:12.26 [10]	7.45L	0:34.56	-6
		Jackson Murphy		Overall	800m	(0:13.60)	(0:10.49)	(0:11.03)	(0:11.27)	(0:12.26)			



TownsvilleProfessional
Race 1: BELLE PROPERTY TOWNSVILLE QTIS Three-Year-Old Maiden
Plate - 1000m
06 July 2025 - 11:56



Track Rating: Soft 5, Weather: Fine, Rail Position: +6m 1000-W/Post; +3m Remainder of Course.

Section					Overall	800m	600m	400m	200m	Last 600m			
Field Times					0:57.38 (0:13.20)	0:44.18 (0:10.48)	0:33.70 (0:11.07)	0:22.63 (0:11.33)	0:11.30 (0:11.30)	0:33.70			
Rank	TAB	Horse/Jockey	Barrier	Top Speed [km/h]	Fastest Section	Margin						Distance Travelled [m]	
11	4	MEANS TEST	7	70.4	0:10.53	0:59.35 [11]	0:45.87 [8]	0:35.34 [8]	0:24.30 [7]	0:12.66 [11]	11.6L	0:35.34	+4
		Wanderson D'Avila		800m	800m	(0:13.48)	(0:10.53)	(0:11.04)	(0:11.64)	(0:12.66)			



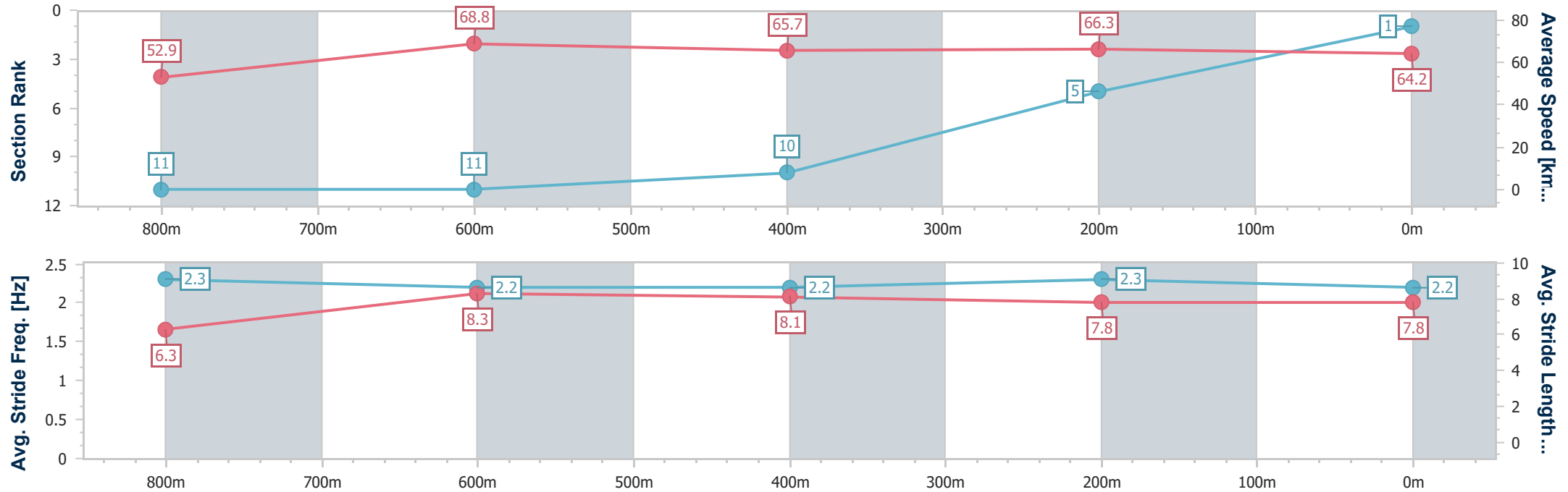
Horse/Jockey Name	Golden Octavian
Final Rank	1
Fastest Section Time (Section)	0:10.56 (800m)
Top Speed [km/h] (Section)	69.6 (800m)
Race State	Finished



TownsvilleProfessional
Race 1: BELLE PROPERTY TOWNSVILLE QTIS Three-Year-Old
Maiden Plate - 1000m
06 July 2025 - 11:56
Track Rating: Soft 5, Weather: Fine, Rail Position: +6m 1000-
W/Post; +3m Remainder of Course.



Section	Overall	800m	600m	400m	200m										
Section Times	0:57.38 [1] (0:13.61)	0:43.77 [11] (0:10.56)	0:33.21 [11] (0:11.08)	0:22.13 [10] (0:10.94)	0:11.19 [5] (0:11.19)										
Average Speed [km/h]	52.9	68.8	65.7	66.3	64.2										
Top Speed [km/h]	67.8	69.6	67.2	67.0	66.5										
Avg. Dist. to Rail [m]	5.6	2.6	2.5	4.8	4.2										
Avg. Stride Freq. [Hz]	2.3	2.2	2.2	2.3	2.2										
Avg. Stride Length [m]	6.3	8.3	8.1	7.8	7.8										





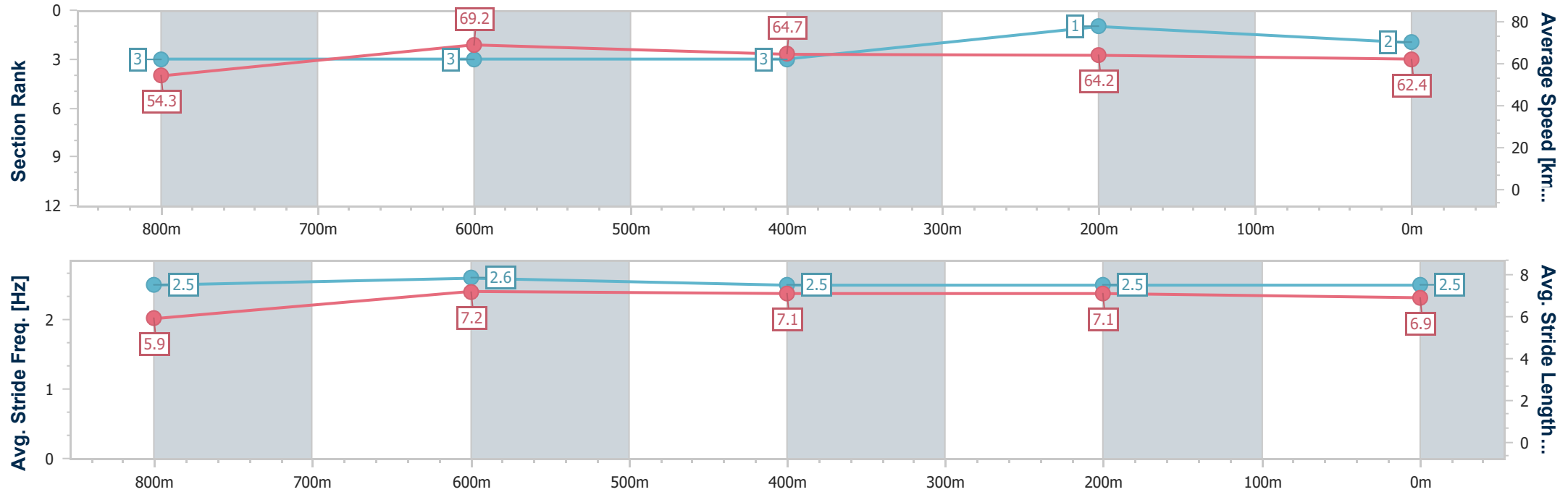
Horse/Jockey Name	Dashing Gypsy
Final Rank	2
Fastest Section Time (Section)	0:10.48 (800m)
Top Speed [km/h] (Section)	70.2 (800m)
Race State	Finished



TownsvilleProfessional
Race 1: BELLE PROPERTY TOWNSVILLE QTIS Three-Year-Old
Maiden Plate - 1000m
06 July 2025 - 11:56
Track Rating: Soft 5, Weather: Fine, Rail Position: +6m 1000-
W/Post; +3m Remainder of Course.



Section	Overall	800m	600m	400m	200m										
Section Times	0:57.62 [2] (0:13.25)	0:44.37 [3] (0:10.48)	0:33.89 [3] (0:11.15)	0:22.74 [3] (0:11.20)	0:11.54 [1] (0:11.54)										
Average Speed [km/h]	54.3	69.2	64.7	64.2	62.4										
Top Speed [km/h]	69.8	70.2	67.2	65.1	63.5										
Avg. Dist. to Rail [m]	5.7	1.5	0.9	0.6	0.4										
Avg. Stride Freq. [Hz]	2.5	2.6	2.5	2.5	2.5										
Avg. Stride Length [m]	5.9	7.2	7.1	7.1	6.9										



- [] Ranking at each section and finish
- .-.- No data available at this section
- NA No data available



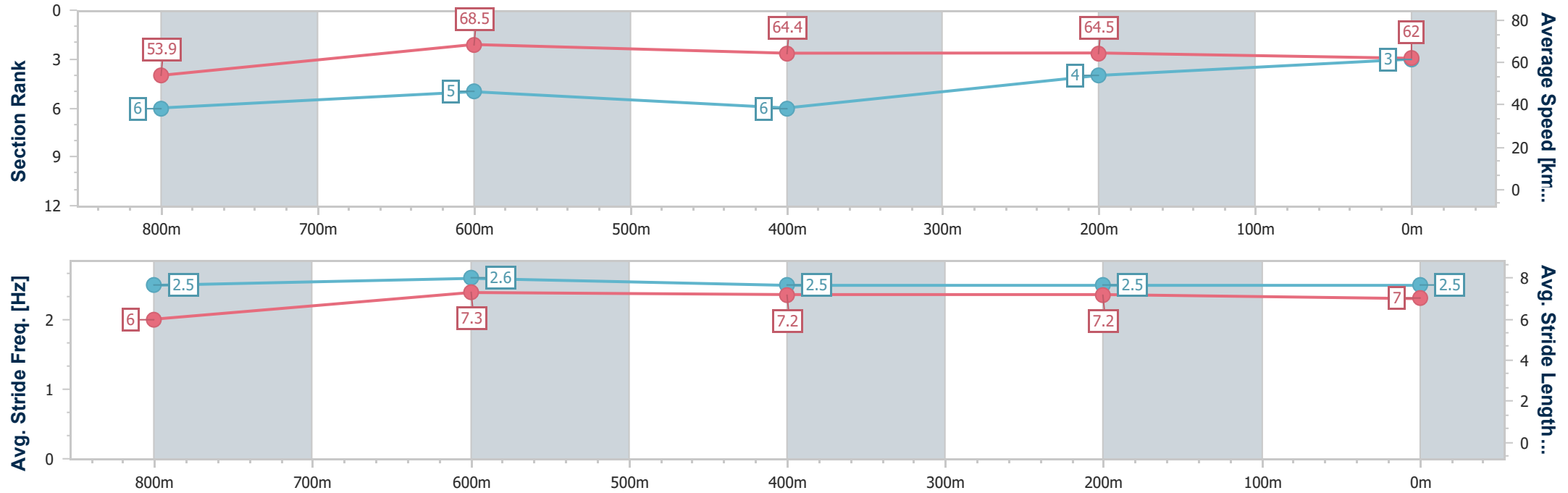
Horse/Jockey Name	Secret Boom
Final Rank	3
Fastest Section Time (Section)	0:10.50 (800m)
Top Speed [km/h] (Section)	70.0 (800m)
Race State	Finished



TownsvilleProfessional
Race 1: BELLE PROPERTY TOWNSVILLE QTIS Three-Year-Old
Maiden Plate - 1000m
06 July 2025 - 11:56
Track Rating: Soft 5, Weather: Fine, Rail Position: +6m 1000-
W/Post; +3m Remainder of Course.



Section	Overall	800m	600m	400m	200m								
Section Times	0:57.80 [3] (0:13.36)	0:44.44 [6] (0:10.50)	0:33.94 [5] (0:11.17)	0:22.77 [6] (0:11.14)	0:11.63 [4] (0:11.63)								
Average Speed [km/h]	53.9	68.5	64.4	64.5	62.0								
Top Speed [km/h]	69.2	70.0	67.7	65.7	62.8								
Avg. Dist. to Rail [m]	2.6	0.2	0.2	0.7	0.7								
Avg. Stride Freq. [Hz]	2.5	2.6	2.5	2.5	2.5								
Avg. Stride Length [m]	6.0	7.3	7.2	7.2	7.0								



- [] Ranking at each section and finish
- .-.- No data available at this section
- NA No data available



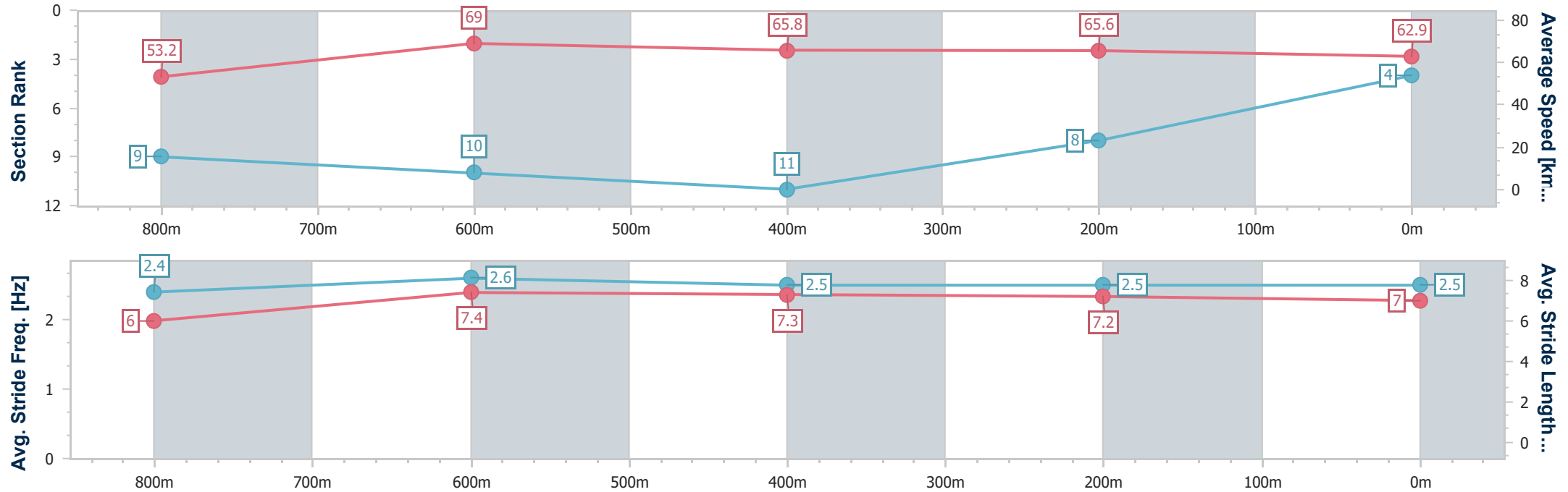
Horse/Jockey Name	Webs
Final Rank	4
Fastest Section Time (Section)	0:10.55 (800m)
Top Speed [km/h] (Section)	69.9 (800m)
Race State	Finished



TownsvilleProfessional
Race 1: BELLE PROPERTY TOWNSVILLE QTIS Three-Year-Old
Maiden Plate - 1000m
06 July 2025 - 11:56
Track Rating: Soft 5, Weather: Fine, Rail Position: +6m 1000-
W/Post; +3m Remainder of Course.



Section	Overall	800m	600m	400m	200m									
Section Times	0:57.83 [4] (0:13.55)	0:44.28 [9] (0:10.55)	0:33.73 [10] (0:11.19)	0:22.54 [11] (0:11.09)	0:11.45 [8] (0:11.45)									
Average Speed [km/h]	53.2	69.0	65.8	65.6	62.9									
Top Speed [km/h]	69.5	69.9	68.3	66.6	65.2									
Avg. Dist. to Rail [m]	1.9	2.2	4.8	6.7	6.8									
Avg. Stride Freq. [Hz]	2.4	2.6	2.5	2.5	2.5									
Avg. Stride Length [m]	6.0	7.4	7.3	7.2	7.0									





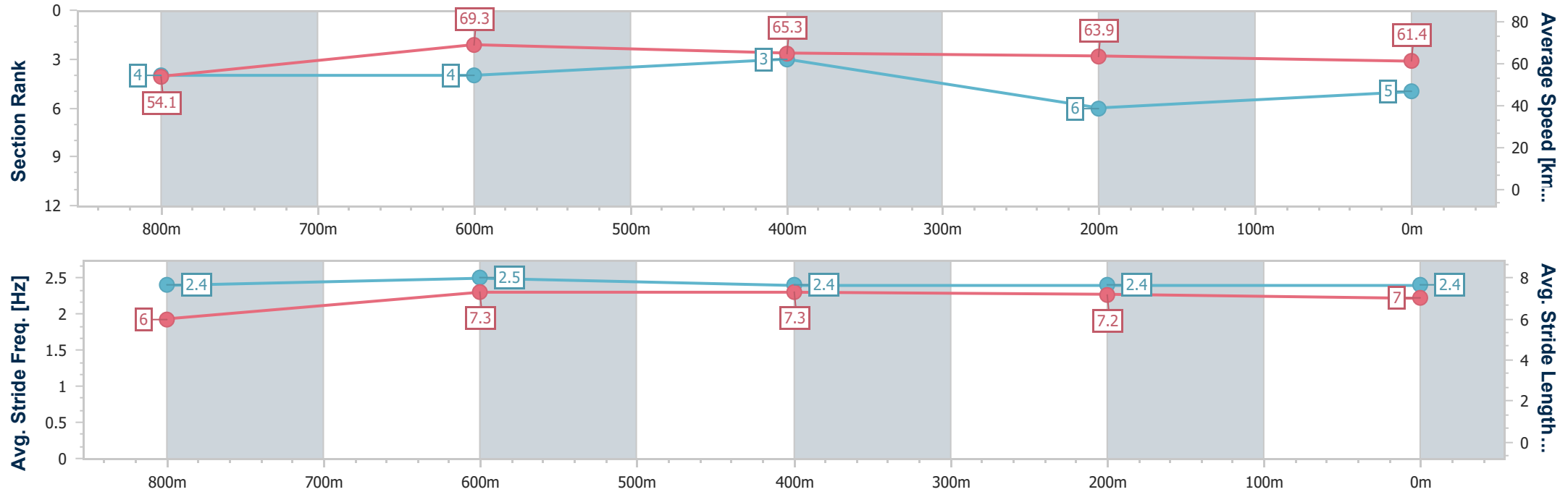
Horse/Jockey Name	Azconpete
Final Rank	5
Fastest Section Time (Section)	0:10.48 (800m)
Top Speed [km/h] (Section)	70.2 (Overall)
Race State	Finished



TownsvilleProfessional
Race 1: BELLE PROPERTY TOWNSVILLE QTIS Three-Year-Old
Maiden Plate - 1000m
06 July 2025 - 11:56
Track Rating: Soft 5, Weather: Fine, Rail Position: +6m 1000-
W/Post; +3m Remainder of Course.



Section	Overall	800m	600m	400m	200m										
Section Times	0:57.95 [5] (0:13.30)	0:44.65 [4] (0:10.48)	0:34.17 [4] (0:11.10)	0:23.07 [3] (0:11.33)	0:11.74 [6] (0:11.74)										
Average Speed [km/h]	54.1	69.3	65.3	63.9	61.4										
Top Speed [km/h]	70.2	70.2	66.9	64.8	63.5										
Avg. Dist. to Rail [m]	8.9	1.7	1.8	4.3	7.1										
Avg. Stride Freq. [Hz]	2.4	2.5	2.4	2.4	2.4										
Avg. Stride Length [m]	6.0	7.3	7.3	7.2	7.0										



[] Ranking at each section and finish
-.-.- No data available at this section
NA No data available



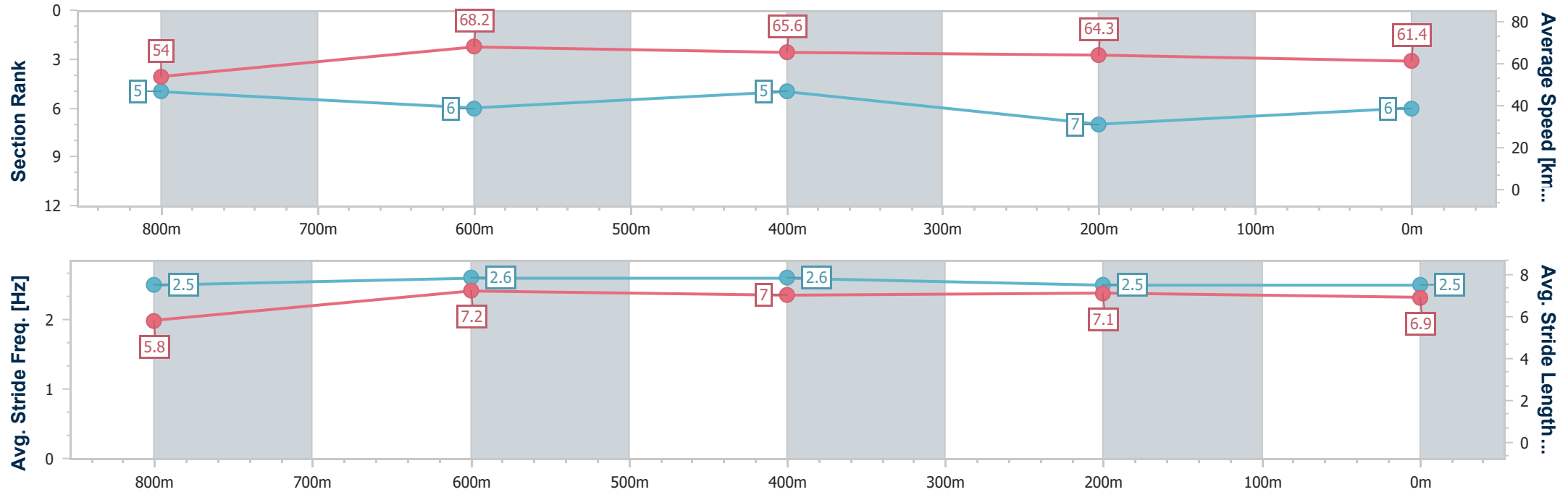
Horse/Jockey Name	Pardon The Purr
Final Rank	6
Fastest Section Time (Section)	0:10.62 (800m)
Top Speed [km/h] (Section)	70.1 (800m)
Race State	Finished



TownsvilleProfessional
Race 1: BELLE PROPERTY TOWNSVILLE QTIS Three-Year-Old
Maiden Plate - 1000m
06 July 2025 - 11:56
Track Rating: Soft 5, Weather: Fine, Rail Position: +6m 1000-
W/Post; +3m Remainder of Course.



Section	Overall	800m	600m	400m	200m								
Section Times	0:57.97 [6] (0:13.35)	0:44.62 [5] (0:10.62)	0:34.00 [6] (0:11.05)	0:22.95 [5] (0:11.22)	0:11.73 [7] (0:11.73)								
Average Speed [km/h]	54.0	68.2	65.6	64.3	61.4								
Top Speed [km/h]	68.0	70.1	68.3	65.6	63.3								
Avg. Dist. to Rail [m]	4.4	1.9	1.2	2.2	5.6								
Avg. Stride Freq. [Hz]	2.5	2.6	2.6	2.5	2.5								
Avg. Stride Length [m]	5.8	7.2	7.0	7.1	6.9								





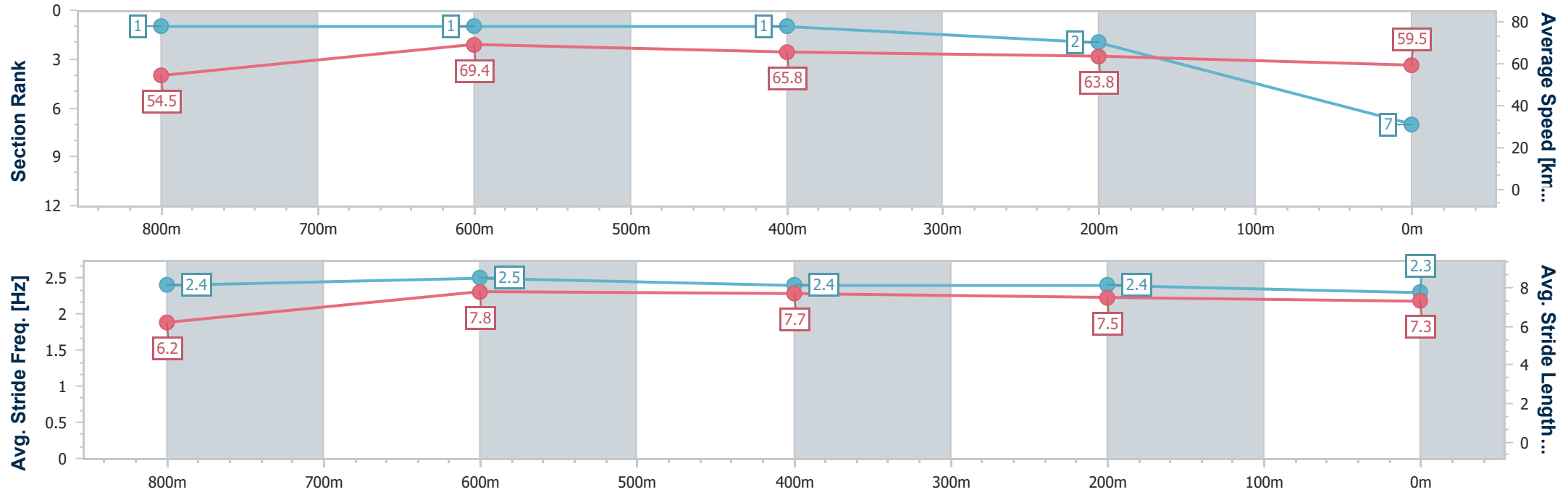
Horse/Jockey Name	Spirit Ghost
Final Rank	7
Fastest Section Time (Section)	0:10.48 (800m)
Top Speed [km/h] (Section)	70.2 (Overall)
Race State	Finished



TownsvilleProfessional
Race 1: BELLE PROPERTY TOWNSVILLE QTIS Three-Year-Old
Maiden Plate - 1000m
06 July 2025 - 11:56
Track Rating: Soft 5, Weather: Fine, Rail Position: +6m 1000-
W/Post; +3m Remainder of Course.



Section	Overall	800m	600m	400m	200m										
Section Times	0:58.20 [7] (0:13.20)	0:45.00 [1] (0:10.48)	0:34.52 [1] (0:11.07)	0:23.45 [1] (0:11.34)	0:12.11 [2] (0:12.11)										
Average Speed [km/h]	54.5	69.4	65.8	63.8	59.5										
Top Speed [km/h]	70.2	70.2	68.7	64.5	62.4										
Avg. Dist. to Rail [m]	7.7	2.4	2.7	2.0	1.5										
Avg. Stride Freq. [Hz]	2.4	2.5	2.4	2.4	2.3										
Avg. Stride Length [m]	6.2	7.8	7.7	7.5	7.3										





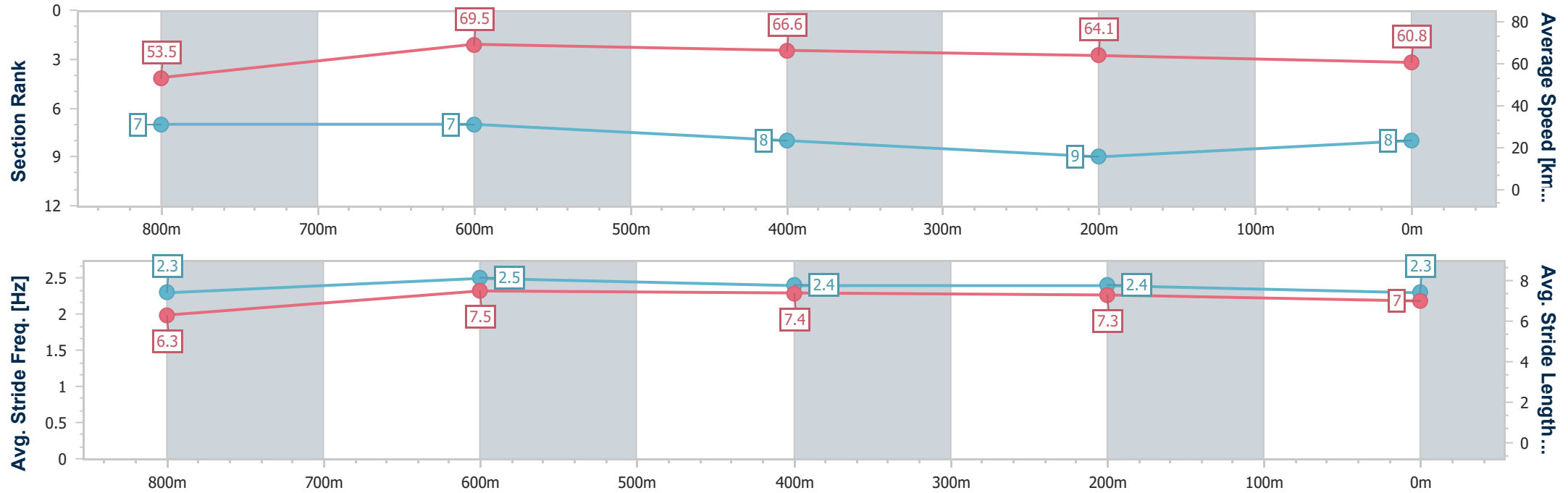
Horse/Jockey Name	Chargin'
Final Rank	8
Fastest Section Time (Section)	0:10.56 (800m)
Top Speed [km/h] (Section)	70.2 (800m)
Race State	Finished



TownsvilleProfessional
Race 1: BELLE PROPERTY TOWNSVILLE QTIS Three-Year-Old
Maiden Plate - 1000m
06 July 2025 - 11:56
Track Rating: Soft 5, Weather: Fine, Rail Position: +6m 1000-
W/Post; +3m Remainder of Course.



Section	Overall	800m	600m	400m	200m								
Section Times	0:58.23 [8] (0:13.44)	0:44.79 [7] (0:10.56)	0:34.23 [7] (0:11.05)	0:23.18 [8] (0:11.34)	0:11.84 [9] (0:11.84)								
Average Speed [km/h]	53.5	69.5	66.6	64.1	60.8								
Top Speed [km/h]	69.2	70.2	69.2	66.0	63.4								
Avg. Dist. to Rail [m]	9.2	4.4	4.7	6.2	9.6								
Avg. Stride Freq. [Hz]	2.3	2.5	2.4	2.4	2.3								
Avg. Stride Length [m]	6.3	7.5	7.4	7.3	7.0								





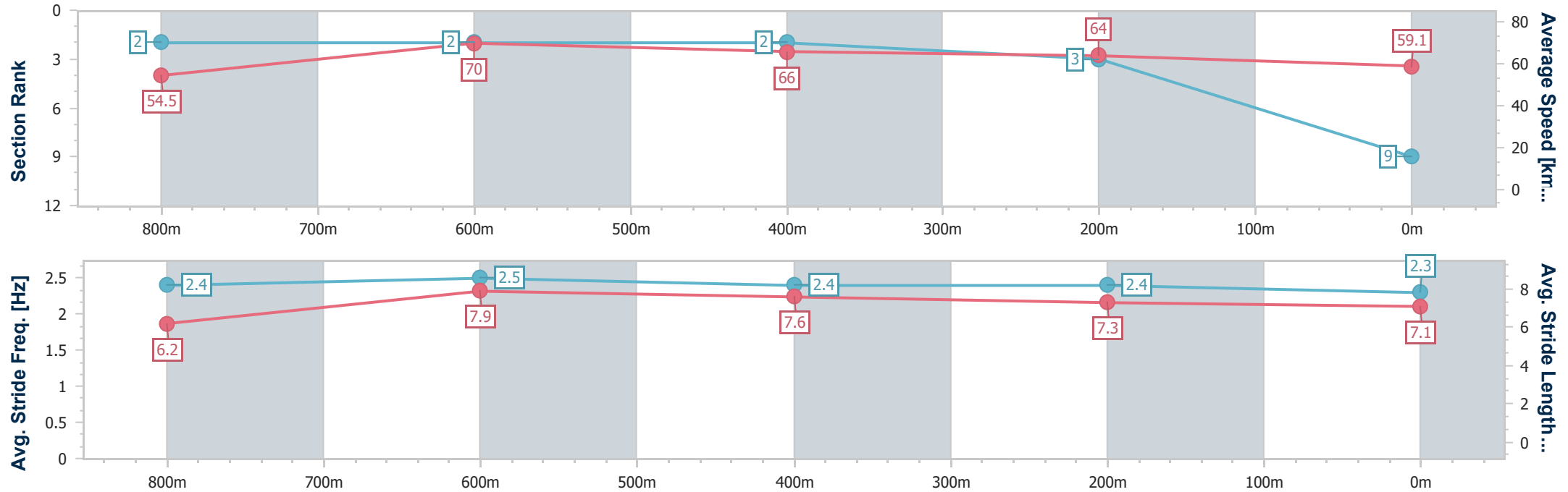
Horse/Jockey Name	Lethally Stella
Final Rank	9
Fastest Section Time (Section)	0:10.45 (800m)
Top Speed [km/h] (Section)	70.2 (Overall)
Race State	Finished



TownsvilleProfessional
Race 1: BELLE PROPERTY TOWNSVILLE QTIS Three-Year-Old
Maiden Plate - 1000m
06 July 2025 - 11:56
Track Rating: Soft 5, Weather: Fine, Rail Position: +6m 1000-
W/Post; +3m Remainder of Course.



Section	Overall	800m	600m	400m	200m										
Section Times	0:58.34 [9] (0:13.23)	0:45.11 [2] (0:10.45)	0:34.66 [2] (0:11.13)	0:23.53 [2] (0:11.34)	0:12.19 [3] (0:12.19)										
Average Speed [km/h]	54.5	70.0	66.0	64.0	59.1										
Top Speed [km/h]	70.2	70.2	69.0	65.2	62.3										
Avg. Dist. to Rail [m]	9.8	4.1	4.2	4.4	4.9										
Avg. Stride Freq. [Hz]	2.4	2.5	2.4	2.4	2.3										
Avg. Stride Length [m]	6.2	7.9	7.6	7.3	7.1										





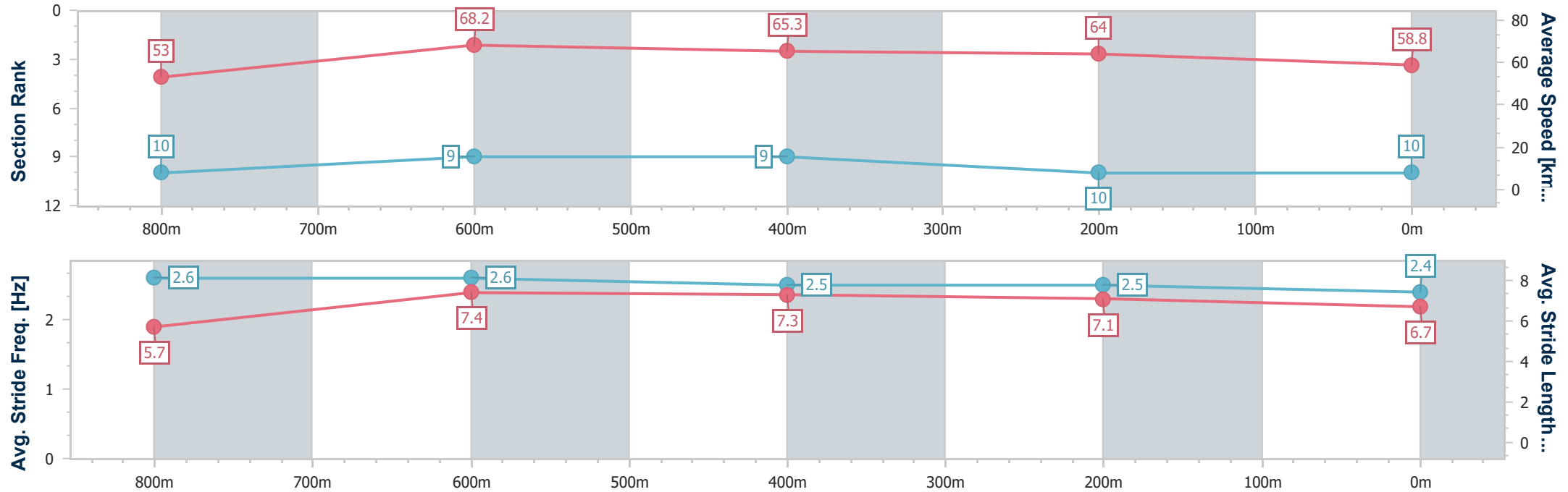
Horse/Jockey Name	Missypie
Final Rank	10
Fastest Section Time (Section)	0:10.49 (800m)
Top Speed [km/h] (Section)	69.6 (Overall)
Race State	Finished



TownsvilleProfessional
Race 1: BELLE PROPERTY TOWNSVILLE QTIS Three-Year-Old
Maiden Plate - 1000m
06 July 2025 - 11:56
Track Rating: Soft 5, Weather: Fine, Rail Position: +6m 1000-
W/Post; +3m Remainder of Course.



Section	Overall	800m	600m	400m	200m								
Section Times	0:58.65 [10] (0:13.60)	0:45.05 [10] (0:10.49)	0:34.56 [9] (0:11.03)	0:23.53 [9] (0:11.27)	0:12.26 [10] (0:12.26)								
Average Speed [km/h]	53.0	68.2	65.3	64.0	58.8								
Top Speed [km/h]	69.6	69.3	68.7	65.7	61.2								
Avg. Dist. to Rail [m]	0.6	1.4	0.6	2.0	1.9								
Avg. Stride Freq. [Hz]	2.6	2.6	2.5	2.5	2.4								
Avg. Stride Length [m]	5.7	7.4	7.3	7.1	6.7								





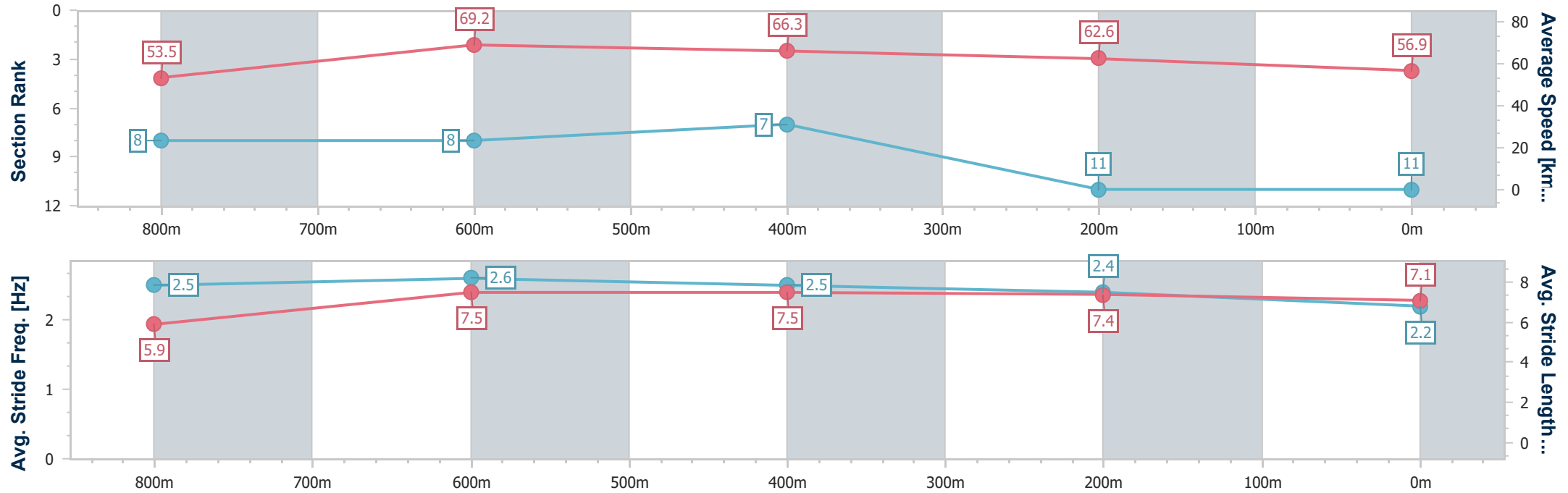
Horse/Jockey Name	Means Test
Final Rank	11
Fastest Section Time (Section)	0:10.53 (800m)
Top Speed [km/h] (Section)	70.4 (800m)
Race State	Finished



TownsvilleProfessional
Race 1: BELLE PROPERTY TOWNSVILLE QTIS Three-Year-Old
Maiden Plate - 1000m
06 July 2025 - 11:56
Track Rating: Soft 5, Weather: Fine, Rail Position: +6m 1000-
W/Post; +3m Remainder of Course.



Section	Overall	800m	600m	400m	200m								
Section Times	0:59.35 [11] (0:13.48)	0:45.87 [8] (0:10.53)	0:35.34 [8] (0:11.04)	0:24.30 [7] (0:11.64)	0:12.66 [11] (0:12.66)								
Average Speed [km/h]	53.5	69.2	66.3	62.6	56.9								
Top Speed [km/h]	69.6	70.4	68.8	64.5	59.8								
Avg. Dist. to Rail [m]	6.0	2.8	4.0	5.5	6.4								
Avg. Stride Freq. [Hz]	2.5	2.6	2.5	2.4	2.2								
Avg. Stride Length [m]	5.9	7.5	7.5	7.4	7.1								





TownsvilleProfessional
Race 2: MITAVITE Maiden Plate - 1400m
06 July 2025 - 12:30



Track Rating: Soft 5, Weather: Fine, Rail Position: +6m 1000-W/Post; +3m Remainder of Course.

Section						Overall	1200m	1000m	800m	600m	400m	Last 600m	
Field Times						1:23.51 (0:14.41)	1:09.10 (0:10.98)	0:58.12 (0:11.34)	0:46.78 (0:11.32)	0:35.46 (0:11.66)	0:23.80 (0:11.68)	0:35.46	
Rank	TAB	Horse/Jockey	Barrier	Top Speed [km/h]	Fastest Section								Distance Travelled [m]
1	2	GOODNIGHT ROMEO	5	67.5	0:11.07	1:23.51 [1]	1:09.08 [2]	0:58.01 [2]	0:46.71 [3]	0:35.30 [3]	0:23.80 [1]	0:35.30	
		Ashley Butler		Overall	1200m	(0:14.43)	(0:11.07)	(0:11.30)	(0:11.41)	(0:11.50)	(0:11.68)		
2	11	HOLD MY HALO	2	66.8	0:11.12	1:23.78 [2]	1:09.07 [5]	0:57.95 [5]	0:46.73 [5]	0:35.35 [6]	0:23.78 [5]	0:35.35 +4	
		Wanderson D'Avila		1200m	1200m	(0:14.71)	(0:11.12)	(0:11.22)	(0:11.38)	(0:11.57)	(0:11.67)		
3	10	STARMEIRA	6	66.6	0:11.05	1:24.13 [3]	1:09.22 [8]	0:58.17 [7]	0:47.06 [6]	0:35.81 [5]	0:24.24 [4]	0:35.81 +9	
		Denicious Smith		1200m	1200m	(0:14.91)	(0:11.05)	(0:11.11)	(0:11.25)	(0:11.57)	(0:11.75)		
4	6	TRUSTING STAR	12	65.8	0:11.03	1:24.30 [4]	1:08.98 [12]	0:57.81 [12]	0:46.78 [11]	0:35.59 [11]	0:23.94 [9]	0:35.59 +2	
		Ivo Fry		1200m	1000m	(0:15.32)	(0:11.17)	(0:11.03)	(0:11.19)	(0:11.65)	(0:11.82)		
5	1	ARIK LAD	3	66.3	0:11.00	1:24.38 [5]	1:09.66 [6]	0:58.66 [4]	0:47.60 [2]	0:36.33 [1]	0:24.63 [2]	0:36.33 +9	
		Olivia Kendal		1000m	1200m	(0:14.72)	(0:11.00)	(0:11.06)	(0:11.27)	(0:11.70)	(0:11.95)		
6	3	GONCALO	7	67.1	0:11.24	1:24.50 [6]	1:10.09 [1]	0:58.85 [3]	0:47.59 [4]	0:36.19 [4]	0:24.49 [6]	0:36.19 +9	
		Nikki Olzard		Overall	1200m	(0:14.41)	(0:11.24)	(0:11.26)	(0:11.40)	(0:11.70)	(0:12.01)		
7	5	KAMMERZELL HOUSE	8	65.3	0:11.09	1:24.57 [7]	1:09.31 [11]	0:58.10 [11]	0:46.87 [12]	0:35.78 [12]	0:24.05 [11]	0:35.78 +4	
		Adam Sewell		1200m	800m	(0:15.26)	(0:11.21)	(0:11.23)	(0:11.09)	(0:11.73)	(0:11.87)		
8	8	KELLISA	9	66.4	0:11.00	1:24.61 [8]	1:09.43 [10]	0:58.43 [9]	0:47.16 [10]	0:35.94 [9]	0:24.32 [8]	0:35.94 +7	
		Georgina Cartwright		1200m	1200m	(0:15.18)	(0:11.00)	(0:11.27)	(0:11.22)	(0:11.62)	(0:11.95)		
9	9	MAGIC TYLA	10	67.0	0:10.86	1:24.78 [9]	1:10.25 [3]	0:59.39 [1]	0:48.05 [1]	0:36.63 [2]	0:24.91 [3]	0:36.63 +8	
		Gabrielle Semmens		1200m	1200m	(0:14.53)	(0:10.86)	(0:11.34)	(0:11.42)	(0:11.72)	(0:12.18)		
10	4	HUSTLER'S AMBITION	11	66.5	0:11.23	1:24.82 [10]	1:10.16 [4]	0:58.93 [6]	0:47.62 [7]	0:36.12 [10]	0:24.29 [12]	0:36.12 +13	
		Nathan Thomas		1200m	1200m	(0:14.66)	(0:11.23)	(0:11.31)	(0:11.50)	(0:11.83)	(0:11.95)		



Townsville Professional
Race 2: MITAVITE Maiden Plate - 1400m
06 July 2025 - 12:30



Track Rating: Soft 5, Weather: Fine, Rail Position: +6m 1000-W/Post; +3m Remainder of Course.

Section					Overall	1200m	1000m	800m	600m	400m	Last 600m		
Field Times					1:23.51 (0:14.41)	1:09.10 (0:10.98)	0:58.12 (0:11.34)	0:46.78 (0:11.32)	0:35.46 (0:11.66)	0:23.80 (0:11.68)	0:35.46		
Rank	TAB	Horse/Jockey	Barrier	Top Speed [km/h]	Fastest Section							Distance Travelled [m]	
11	7	ARTURETTA	1	66.0	0:11.05	1:24.87 [11]	1:09.70 [9]	0:58.61 [10]	0:47.56 [8]	0:36.34 [7]	0:24.67 [7]	0:36.34	+0
		Justin Stanley		1200m	1000m	(0:15.17)	(0:11.09)	(0:11.05)	(0:11.22)	(0:11.67)	(0:11.93)		
12	12	SNEAKY TAY	4	65.5	0:11.21	1:25.26 [12]	1:10.50 [7]	0:59.23 [8]	0:47.84 [9]	0:36.63 [8]	0:24.85 [10]	0:36.63	+19
		Graham Kliese		Overall	800m	(0:14.76)	(0:11.27)	(0:11.39)	(0:11.21)	(0:11.78)	(0:11.96)		



Townsville Professional
Race 2: MITAVITE Maiden Plate - 1400m
06 July 2025 - 12:30



Track Rating: Soft 5, Weather: Fine, Rail Position: +6m 1000-W/Post; +3m Remainder of Course.

Section Field Times				200m 0:12.12 (0:12.12)				Last 600m 0:35.46	
Rank	TAB	Horse/Jockey	Barrier	Top Speed [km/h]	Fastest Section	Margin		Distance Travelled [m]	
1	2	GOODNIGHT ROMEO	5	67.5	0:11.07	0:12.12 [1]	1:23.51	0:35.30	
		Ashley Butler		Overall	1200m	(0:12.12)			
2	11	HOLD MY HALO	2	66.8	0:11.12	0:12.11 [3]	1.6L	0:35.35	+4
		Wanderson D'Avila		1200m	1200m	(0:12.11)			
3	10	STARMEIRA	6	66.6	0:11.05	0:12.49 [2]	3.65L	0:35.81	+9
		Denicious Smith		1200m	1200m	(0:12.49)			
4	6	TRUSTING STAR	12	65.8	0:11.03	0:12.12 [8]	4.63L	0:35.59	+2
		Ivo Fry		1200m	1000m	(0:12.12)			
5	1	ARIK LAD	3	66.3	0:11.00	0:12.68 [4]	5.12L	0:36.33	+9
		Olivia Kendal		1000m	1200m	(0:12.68)			
6	3	GONCALO	7	67.1	0:11.24	0:12.48 [5]	5.81L	0:36.19	+9
		Nikki Olzard		Overall	1200m	(0:12.48)			
7	5	KAMMERZELL HOUSE	8	65.3	0:11.09	0:12.18 [11]	6.21L	0:35.78	+4
		Adam Sewell		1200m	800m	(0:12.18)			
8	8	KELLISA	9	66.4	0:11.00	0:12.37 [9]	6.45L	0:35.94	+7
		Georgina Cartwright		1200m	1200m	(0:12.37)			
9	9	MAGIC TYLA	10	67.0	0:10.86	0:12.73 [6]	7.47L	0:36.63	+8
		Gabrielle Semmens		1200m	1200m	(0:12.73)			
10	4	HUSTLER'S AMBITION	11	66.5	0:11.23	0:12.34 [12]	7.67L	0:36.12	+13
		Nathan Thomas		1200m	1200m	(0:12.34)			



Townsville Professional
Race 2: MITAVITE Maiden Plate - 1400m
06 July 2025 - 12:30



Track Rating: Soft 5, Weather: Fine, Rail Position: +6m 1000-W/Post; +3m Remainder of Course.

Section					200m		Last 600m		
Field Times					0:12.12 (0:12.12)		0:35.46		
Rank	TAB	Horse/Jockey	Barrier	Top Speed [km/h]	Fastest Section	Margin		Distance Travelled [m]	
11	7	ARTURETTA	1	66.0	0:11.05	0:12.74 [7]	7.98L	0:36.34	+0
		Justin Stanley		1200m	1000m	(0:12.74)			
12	12	SNEAKY TAY	4	65.5	0:11.21	0:12.89 [10]	10.27L	0:36.63	+19
		Graham Kliese		Overall	800m	(0:12.89)			



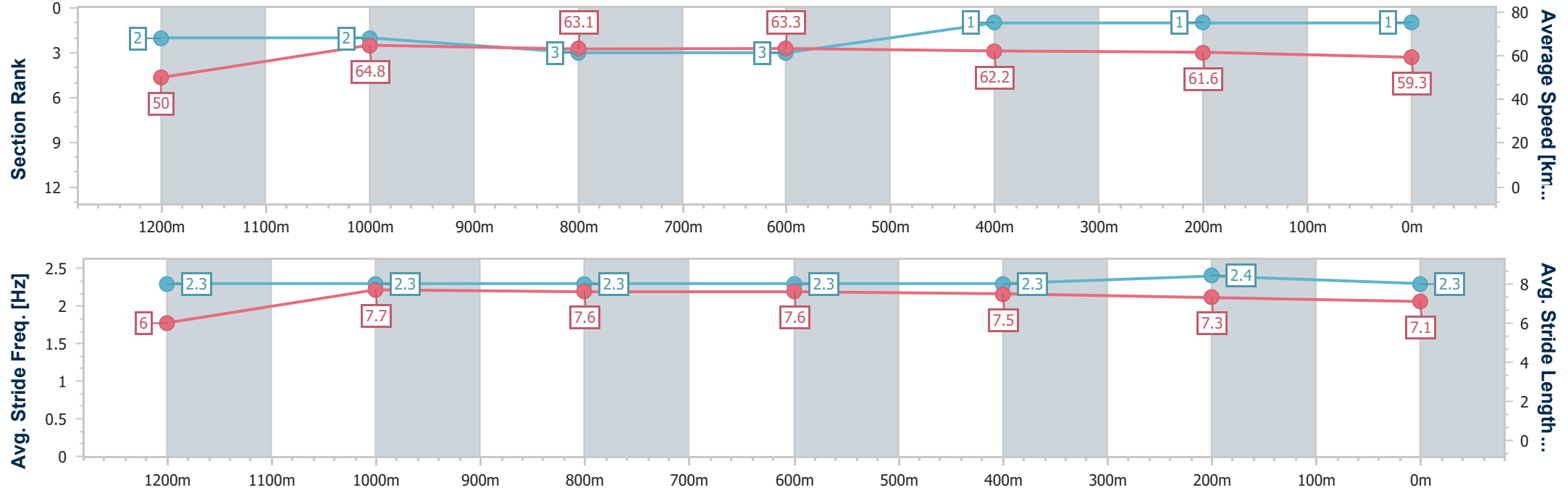
Horse/Jockey Name	Goodnight Romeo
Final Rank	1
Fastest Section Time (Section)	0:11.07 (1200m)
Top Speed [km/h] (Section)	67.5 (Overall)
Race State	Finished



Townsville Professional
Race 2: MITAVITE Maiden Plate - 1400m
06 July 2025 - 12:30
Track Rating: Soft 5, Weather: Fine, Rail Position: +6m 1000-
W/Post; +3m Remainder of Course.



Section	Overall	1200m	1000m	800m	600m	400m	200m						
Section Times	1:23.51 [1] (0:14.43)	1:09.08 [2] (0:11.07)	0:58.01 [2] (0:11.30)	0:46.71 [3] (0:11.41)	0:35.30 [3] (0:11.50)	0:23.80 [1] (0:11.68)	0:12.12 [1] (0:12.12)						
Average Speed [km/h]	50.0	64.8	63.1	63.3	62.2	61.6	59.3						
Top Speed [km/h]	67.5	67.0	64.2	63.9	63.6	62.2	61.8						
Avg. Dist. to Rail [m]	5.2	2.4	1.6	0.3	0.7	0.6	0.9						
Avg. Stride Freq. [Hz]	2.3	2.3	2.3	2.3	2.3	2.4	2.3						
Avg. Stride Length [m]	6.0	7.7	7.6	7.6	7.5	7.3	7.1						





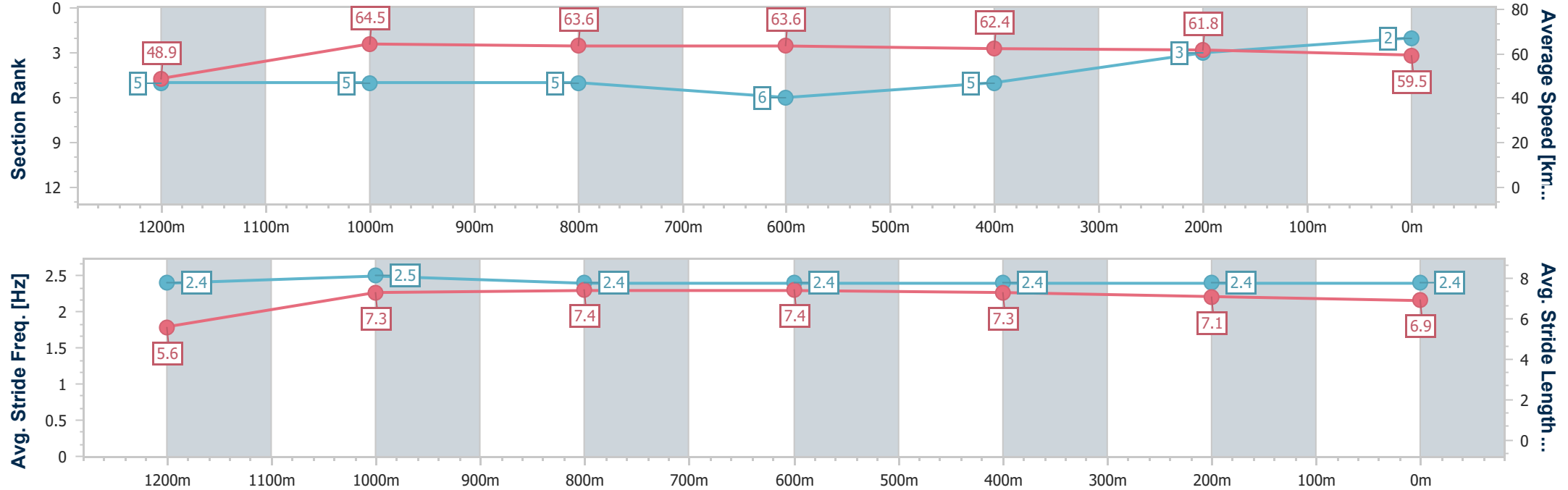
Horse/Jockey Name	Hold My Halo
Final Rank	2
Fastest Section Time (Section)	0:11.12 (1200m)
Top Speed [km/h] (Section)	66.8 (1200m)
Race State	Finished



TownsvilleProfessional
Race 2: MITAVITE Maiden Plate - 1400m
06 July 2025 - 12:30
Track Rating: Soft 5, Weather: Fine, Rail Position: +6m 1000-
W/Post; +3m Remainder of Course.



Section	Overall	1200m	1000m	800m	600m	400m	200m						
Section Times	1:23.78 [2] (0:14.71)	1:09.07 [5] (0:11.12)	0:57.95 [5] (0:11.22)	0:46.73 [5] (0:11.38)	0:35.35 [6] (0:11.57)	0:23.78 [5] (0:11.67)	0:12.11 [3] (0:12.11)						
Average Speed [km/h]	48.9	64.5	63.6	63.6	62.4	61.8	59.5						
Top Speed [km/h]	66.6	66.8	64.9	64.9	63.9	62.7	61.2						
Avg. Dist. to Rail [m]	3.2	2.1	1.7	1.2	0.8	1.3	2.3						
Avg. Stride Freq. [Hz]	2.4	2.5	2.4	2.4	2.4	2.4	2.4						
Avg. Stride Length [m]	5.6	7.3	7.4	7.4	7.3	7.1	6.9						





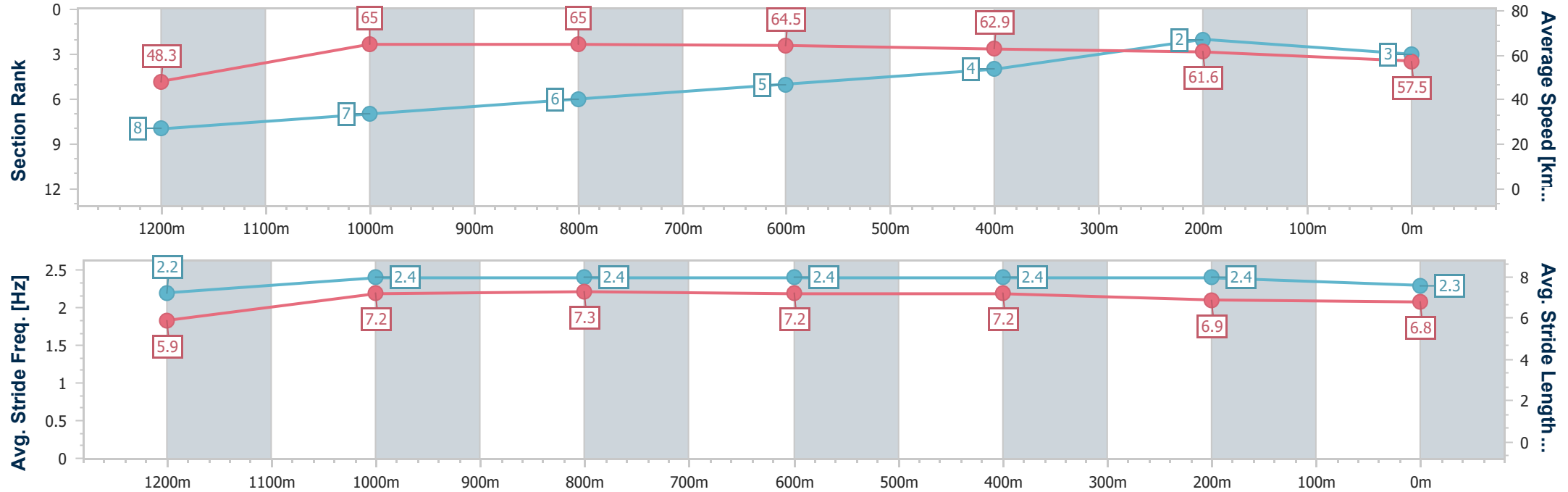
Horse/Jockey Name	Starmeira
Final Rank	3
Fastest Section Time (Section)	0:11.05 (1200m)
Top Speed [km/h] (Section)	66.6 (1200m)
Race State	Finished



TownsvilleProfessional
Race 2: MITAVITE Maiden Plate - 1400m
06 July 2025 - 12:30
Track Rating: Soft 5, Weather: Fine, Rail Position: +6m 1000-
W/Post; +3m Remainder of Course.



Section	Overall	1200m	1000m	800m	600m	400m	200m						
Section Times	1:24.13 [3] (0:14.91)	1:09.22 [8] (0:11.05)	0:58.17 [7] (0:11.11)	0:47.06 [6] (0:11.25)	0:35.81 [5] (0:11.57)	0:24.24 [4] (0:11.75)	0:12.49 [2] (0:12.49)						
Average Speed [km/h]	48.3	65.0	65.0	64.5	62.9	61.6	57.5						
Top Speed [km/h]	66.0	66.6	66.2	65.7	64.5	62.6	60.7						
Avg. Dist. to Rail [m]	5.5	1.0	1.5	2.1	2.0	3.4	3.8						
Avg. Stride Freq. [Hz]	2.2	2.4	2.4	2.4	2.4	2.4	2.3						
Avg. Stride Length [m]	5.9	7.2	7.3	7.2	7.2	6.9	6.8						





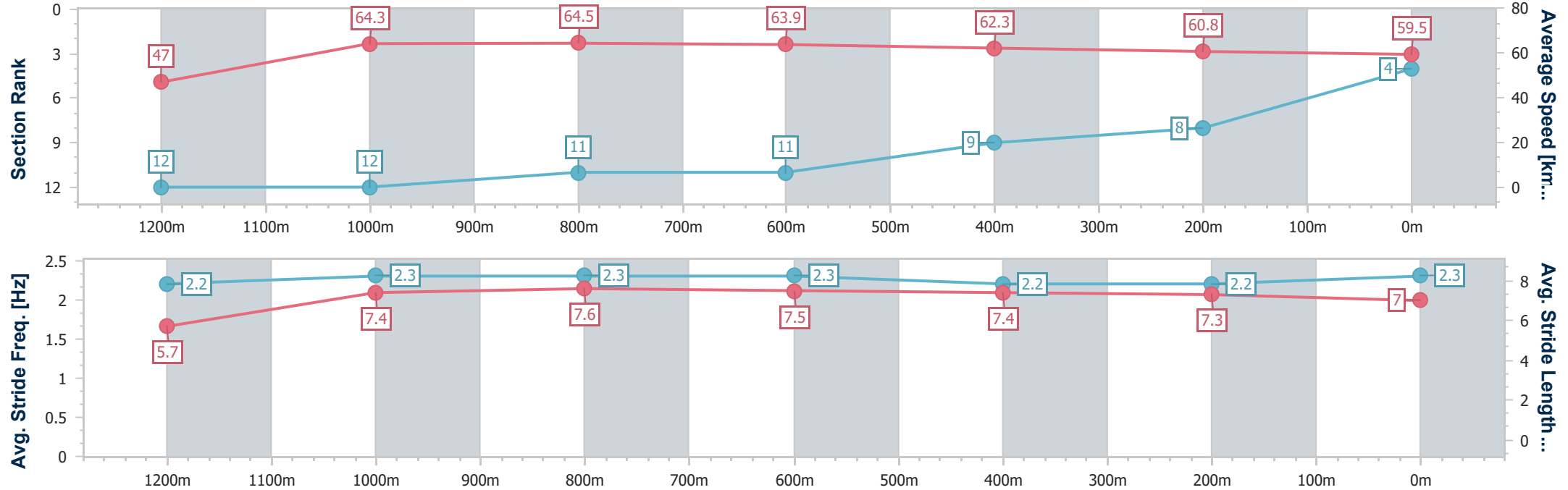
Horse/Jockey Name	Trusting Star
Final Rank	4
Fastest Section Time (Section)	0:11.03 (1000m)
Top Speed [km/h] (Section)	65.8 (1200m)
Race State	Finished



TownsvilleProfessional
Race 2: MITAVITE Maiden Plate - 1400m
06 July 2025 - 12:30
Track Rating: Soft 5, Weather: Fine, Rail Position: +6m 1000-
W/Post; +3m Remainder of Course.



Section	Overall	1200m	1000m	800m	600m	400m	200m						
Section Times	1:24.30 [4] (0:15.32)	1:08.98 [12] (0:11.17)	0:57.81 [12] (0:11.03)	0:46.78 [11] (0:11.19)	0:35.59 [11] (0:11.65)	0:23.94 [9] (0:11.82)	0:12.12 [8] (0:12.12)						
Average Speed [km/h]	47.0	64.3	64.5	63.9	62.3	60.8	59.5						
Top Speed [km/h]	63.7	65.8	65.8	64.6	63.9	61.6	60.8						
Avg. Dist. to Rail [m]	9.0	1.9	2.4	0.8	0.9	2.0	3.0						
Avg. Stride Freq. [Hz]	2.2	2.3	2.3	2.3	2.2	2.2	2.3						
Avg. Stride Length [m]	5.7	7.4	7.6	7.5	7.4	7.3	7.0						





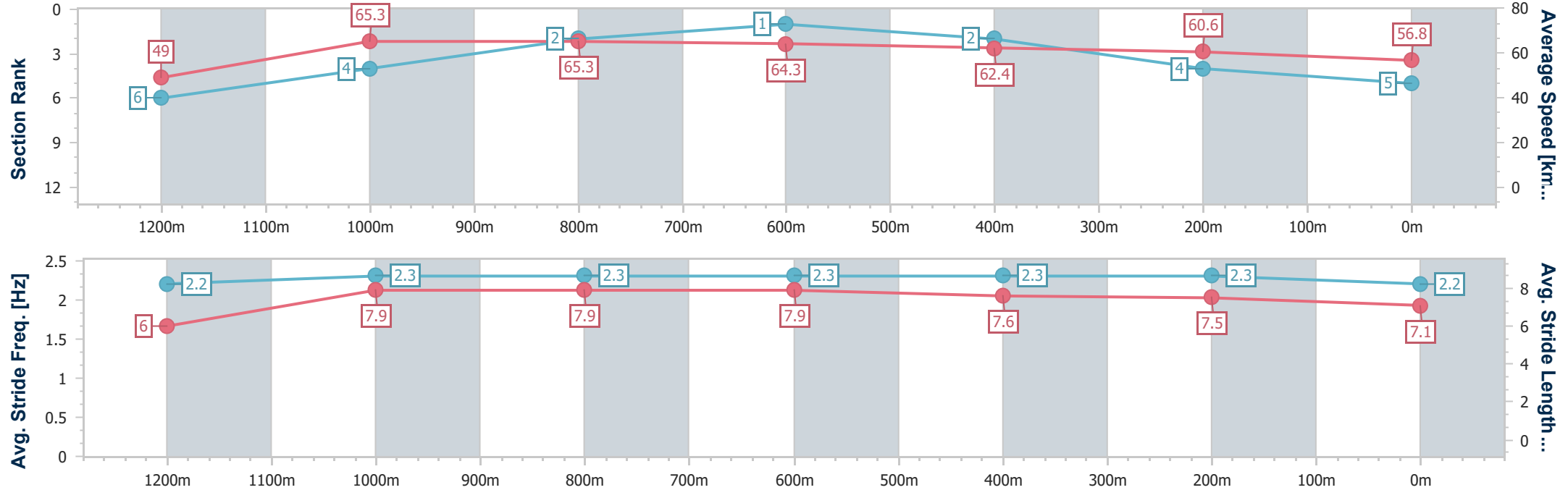
Horse/Jockey Name	Arik Lad
Final Rank	5
Fastest Section Time (Section)	0:11.00 (1200m)
Top Speed [km/h] (Section)	66.3 (1000m)
Race State	Finished



Townsville Professional
Race 2: MITAVITE Maiden Plate - 1400m
06 July 2025 - 12:30
Track Rating: Soft 5, Weather: Fine, Rail Position: +6m 1000-
W/Post; +3m Remainder of Course.



Section	Overall	1200m	1000m	800m	600m	400m	200m						
Section Times	1:24.38 [5] (0:14.72)	1:09.66 [6] (0:11.00)	0:58.66 [4] (0:11.06)	0:47.60 [2] (0:11.27)	0:36.33 [1] (0:11.70)	0:24.63 [2] (0:11.95)	0:12.68 [4] (0:12.68)						
Average Speed [km/h]	49.0	65.3	65.3	64.3	62.4	60.6	56.8						
Top Speed [km/h]	66.0	65.8	66.3	65.2	63.9	61.6	58.7						
Avg. Dist. to Rail [m]	4.4	0.8	1.2	1.5	2.8	3.4	3.6						
Avg. Stride Freq. [Hz]	2.2	2.3	2.3	2.3	2.3	2.3	2.2						
Avg. Stride Length [m]	6.0	7.9	7.9	7.9	7.6	7.5	7.1						





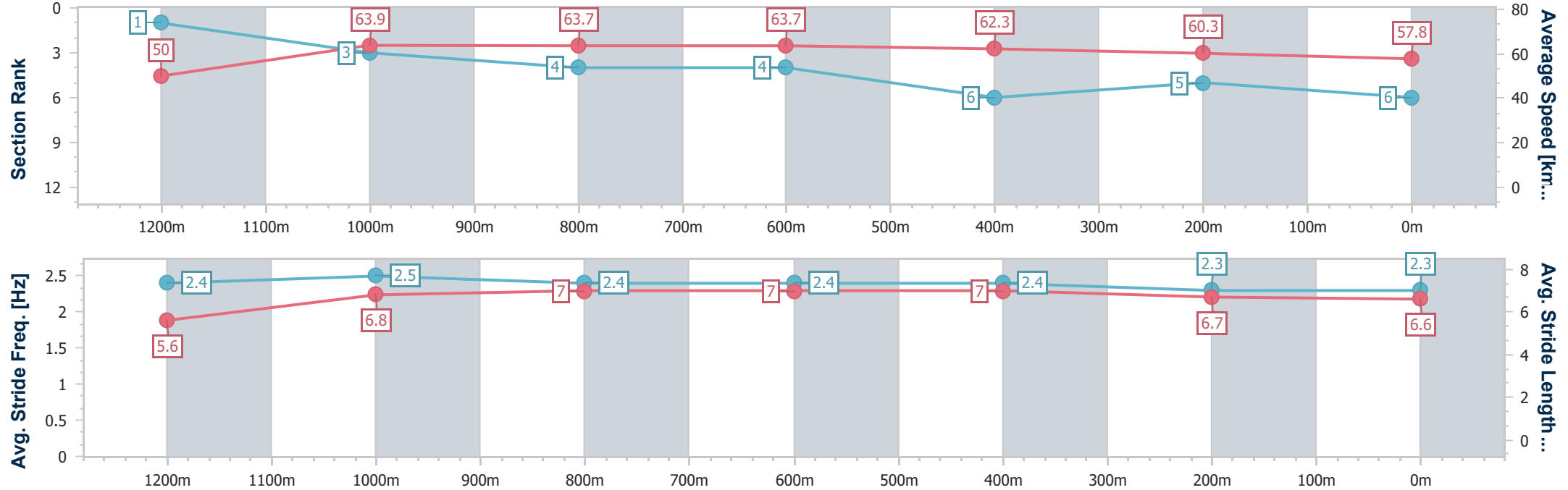
Horse/Jockey Name	Goncalo
Final Rank	6
Fastest Section Time (Section)	0:11.24 (1200m)
Top Speed [km/h] (Section)	67.1 (Overall)
Race State	Finished



TownsvilleProfessional
Race 2: MITAVITE Maiden Plate - 1400m
06 July 2025 - 12:30
Track Rating: Soft 5, Weather: Fine, Rail Position: +6m 1000-
W/Post; +3m Remainder of Course.



Section	Overall	1200m	1000m	800m	600m	400m	200m						
Section Times	1:24.50 [6] (0:14.41)	1:10.09 [1] (0:11.24)	0:58.85 [3] (0:11.26)	0:47.59 [4] (0:11.40)	0:36.19 [4] (0:11.70)	0:24.49 [6] (0:12.01)	0:12.48 [5] (0:12.48)						
Average Speed [km/h]	50.0	63.9	63.7	63.7	62.3	60.3	57.8						
Top Speed [km/h]	67.1	65.6	64.7	65.1	63.7	61.3	58.9						
Avg. Dist. to Rail [m]	6.7	1.3	1.3	1.6	2.6	4.4	5.1						
Avg. Stride Freq. [Hz]	2.4	2.5	2.4	2.4	2.4	2.3	2.3						
Avg. Stride Length [m]	5.6	6.8	7.0	7.0	7.0	6.7	6.6						





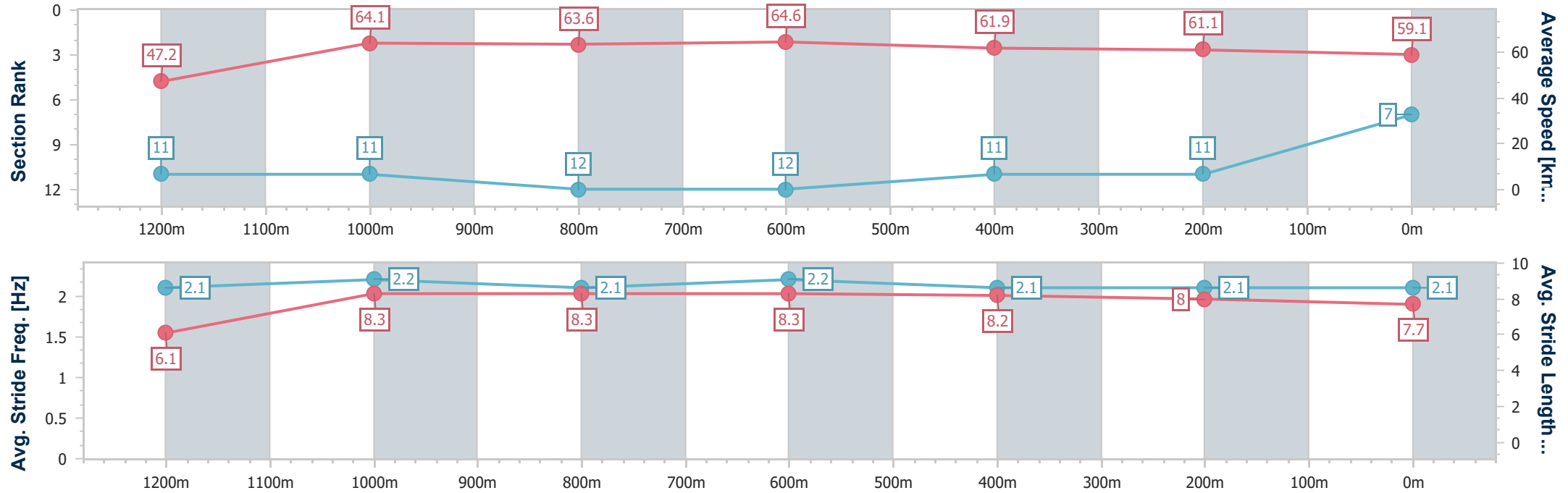
Horse/Jockey Name	Kammerzell House
Final Rank	7
Fastest Section Time (Section)	0:11.09 (800m)
Top Speed [km/h] (Section)	65.3 (1200m)
Race State	Finished



TownsvilleProfessional
Race 2: MITAVITE Maiden Plate - 1400m
06 July 2025 - 12:30
Track Rating: Soft 5, Weather: Fine, Rail Position: +6m 1000-
W/Post; +3m Remainder of Course.



Section	Overall	1200m	1000m	800m	600m	400m	200m						
Section Times	1:24.57 [7] (0:15.26)	1:09.31 [11] (0:11.21)	0:58.10 [11] (0:11.23)	0:46.87 [12] (0:11.09)	0:35.78 [12] (0:11.73)	0:24.05 [11] (0:11.87)	0:12.18 [11] (0:12.18)						
Average Speed [km/h]	47.2	64.1	63.6	64.6	61.9	61.1	59.1						
Top Speed [km/h]	63.9	65.3	64.7	65.3	64.9	61.7	60.4						
Avg. Dist. to Rail [m]	6.4	0.8	2.0	0.9	1.7	4.7	8.0						
Avg. Stride Freq. [Hz]	2.1	2.2	2.1	2.2	2.1	2.1	2.1						
Avg. Stride Length [m]	6.1	8.3	8.3	8.3	8.2	8.0	7.7						





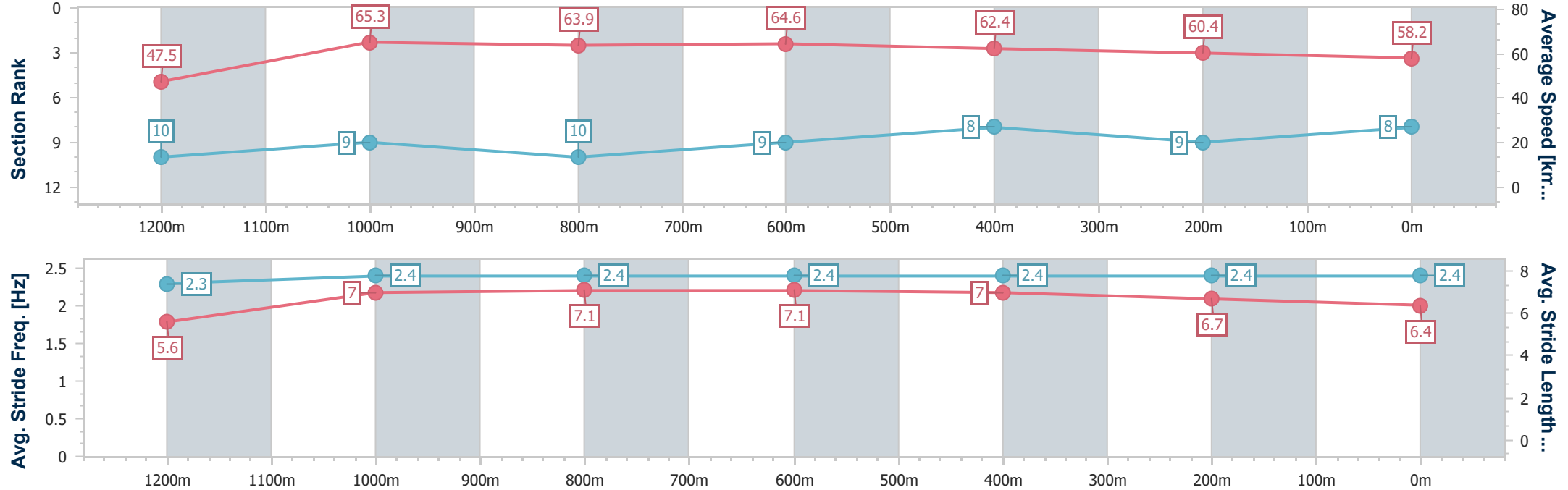
Horse/Jockey Name	Kellisa
Final Rank	8
Fastest Section Time (Section)	0:11.00 (1200m)
Top Speed [km/h] (Section)	66.4 (1200m)
Race State	Finished



TownsvilleProfessional
Race 2: MITAVITE Maiden Plate - 1400m
06 July 2025 - 12:30
Track Rating: Soft 5, Weather: Fine, Rail Position: +6m 1000-
W/Post; +3m Remainder of Course.



Section	Overall	1200m	1000m	800m	600m	400m	200m						
Section Times	1:24.61 [8] (0:15.18)	1:09.43 [10] (0:11.00)	0:58.43 [9] (0:11.27)	0:47.16 [10] (0:11.22)	0:35.94 [9] (0:11.62)	0:24.32 [8] (0:11.95)	0:12.37 [9] (0:12.37)						
Average Speed [km/h]	47.5	65.3	63.9	64.6	62.4	60.4	58.2						
Top Speed [km/h]	66.0	66.4	64.4	65.4	64.4	60.8	60.0						
Avg. Dist. to Rail [m]	6.4	1.0	1.2	1.2	1.3	2.7	5.6						
Avg. Stride Freq. [Hz]	2.3	2.4	2.4	2.4	2.4	2.4	2.4						
Avg. Stride Length [m]	5.6	7.0	7.1	7.1	7.0	6.7	6.4						





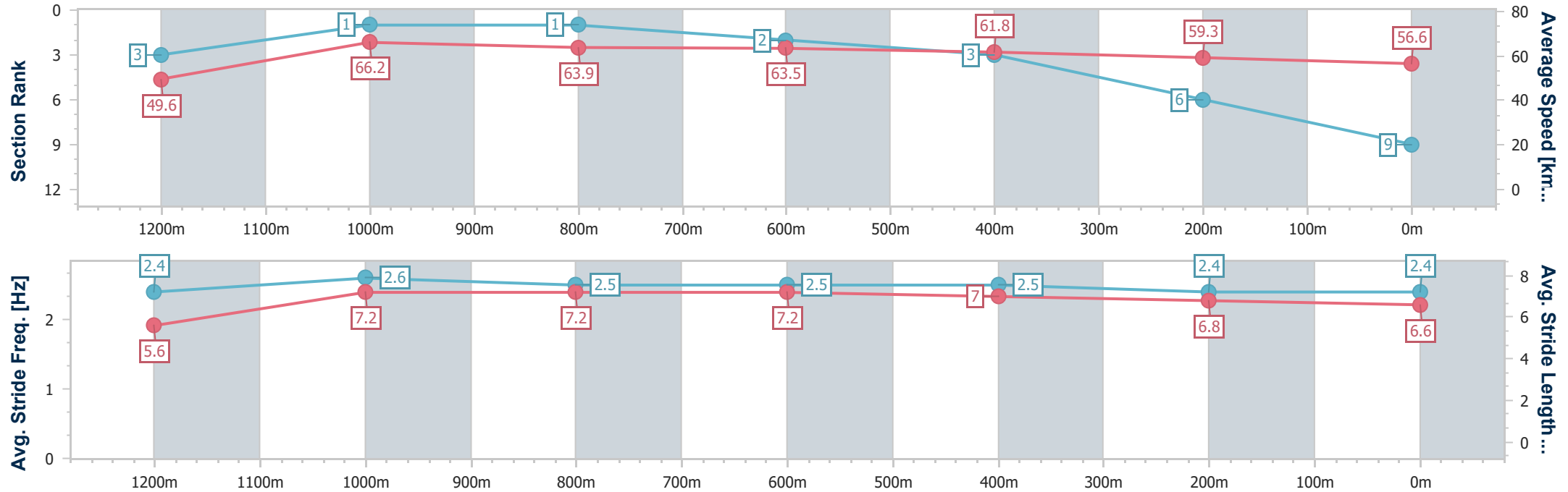
Horse/Jockey Name	Magic Tyla
Final Rank	9
Fastest Section Time (Section)	0:10.86 (1200m)
Top Speed [km/h] (Section)	67.0 (1200m)
Race State	Finished



Townsville Professional
Race 2: MITAVITE Maiden Plate - 1400m
06 July 2025 - 12:30
Track Rating: Soft 5, Weather: Fine, Rail Position: +6m 1000-
W/Post; +3m Remainder of Course.



Section	Overall	1200m	1000m	800m	600m	400m	200m						
Section Times	1:24.78 [9] (0:14.53)	1:10.25 [3] (0:10.86)	0:59.39 [1] (0:11.34)	0:48.05 [1] (0:11.42)	0:36.63 [2] (0:11.72)	0:24.91 [3] (0:12.18)	0:12.73 [6] (0:12.73)						
Average Speed [km/h]	49.6	66.2	63.9	63.5	61.8	59.3	56.6						
Top Speed [km/h]	66.7	67.0	65.1	65.0	63.8	60.3	58.3						
Avg. Dist. to Rail [m]	9.2	1.4	1.3	1.6	1.3	2.4	3.2						
Avg. Stride Freq. [Hz]	2.4	2.6	2.5	2.5	2.5	2.4	2.4						
Avg. Stride Length [m]	5.6	7.2	7.2	7.2	7.0	6.8	6.6						





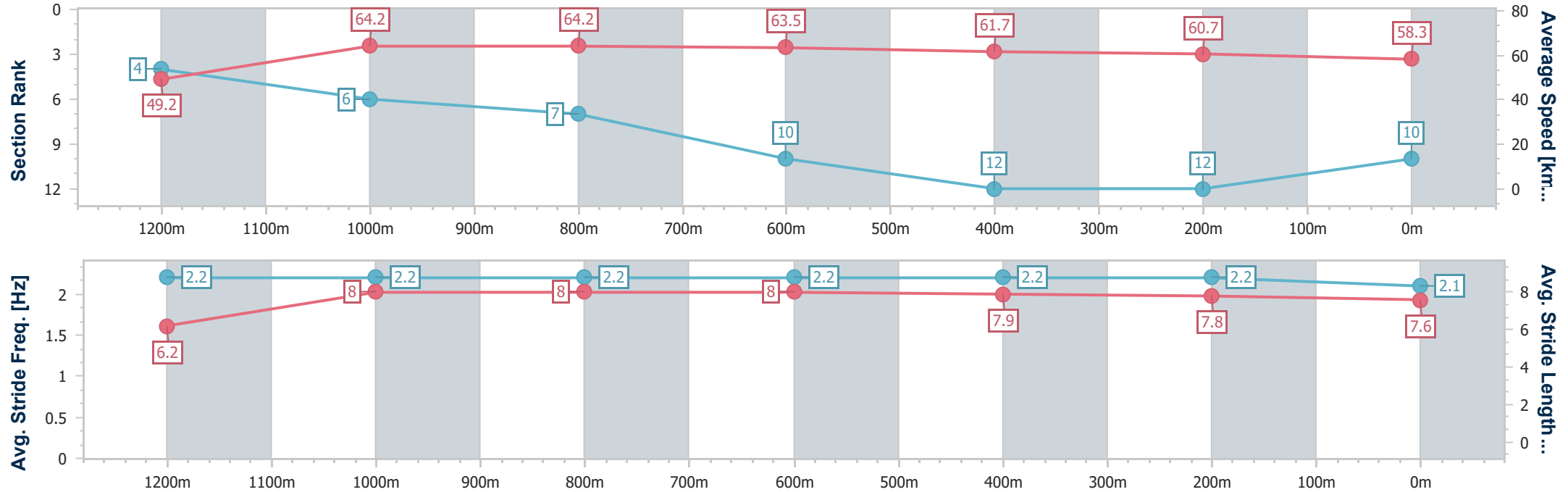
Horse/Jockey Name	Hustler's Ambition
Final Rank	10
Fastest Section Time (Section)	0:11.23 (1200m)
Top Speed [km/h] (Section)	66.5 (1200m)
Race State	Finished



TownsvilleProfessional
Race 2: MITAVITE Maiden Plate - 1400m
06 July 2025 - 12:30
Track Rating: Soft 5, Weather: Fine, Rail Position: +6m 1000-
W/Post; +3m Remainder of Course.



Section	Overall	1200m	1000m	800m	600m	400m	200m						
Section Times	1:24.82 [10] (0:14.66)	1:10.16 [4] (0:11.23)	0:58.93 [6] (0:11.31)	0:47.62 [7] (0:11.50)	0:36.12 [10] (0:11.83)	0:24.29 [12] (0:11.95)	0:12.34 [12] (0:12.34)						
Average Speed [km/h]	49.2	64.2	64.2	63.5	61.7	60.7	58.3						
Top Speed [km/h]	66.4	66.5	65.1	64.4	63.3	61.5	60.7						
Avg. Dist. to Rail [m]	10.6	1.9	1.7	3.1	2.7	5.7	8.9						
Avg. Stride Freq. [Hz]	2.2	2.2	2.2	2.2	2.2	2.2	2.1						
Avg. Stride Length [m]	6.2	8.0	8.0	8.0	7.9	7.8	7.6						





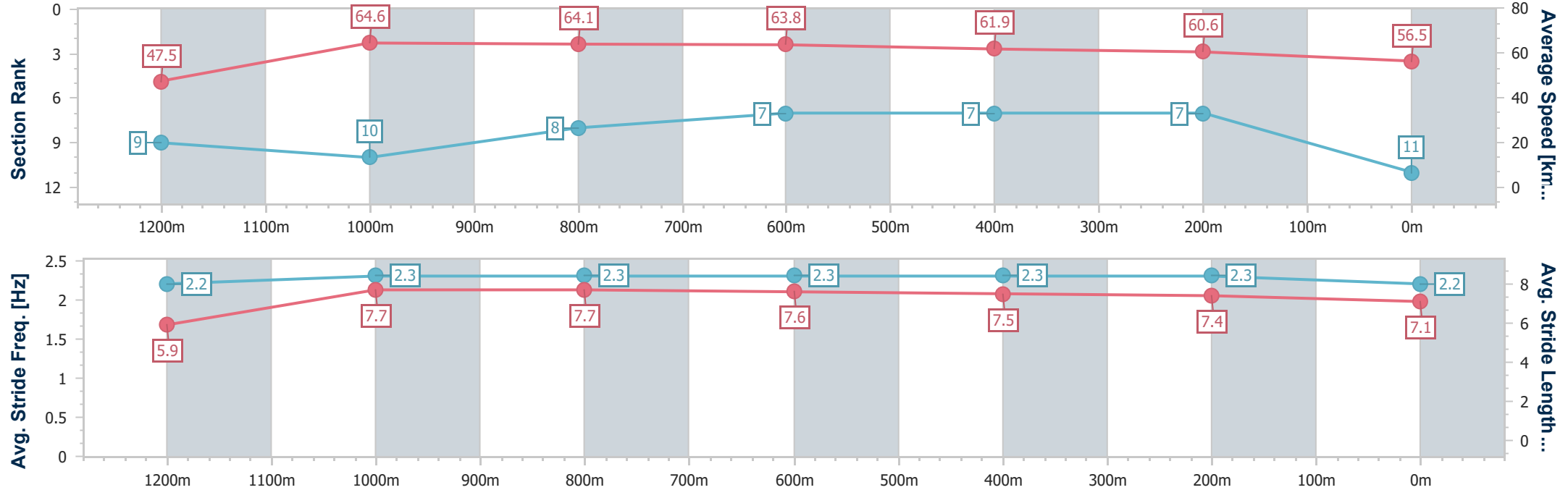
Horse/Jockey Name	Arturetta
Final Rank	11
Fastest Section Time (Section)	0:11.05 (1000m)
Top Speed [km/h] (Section)	66.0 (1200m)
Race State	Finished



TownsvilleProfessional
Race 2: MITAVITE Maiden Plate - 1400m
06 July 2025 - 12:30
Track Rating: Soft 5, Weather: Fine, Rail Position: +6m 1000-
W/Post; +3m Remainder of Course.



Section	Overall	1200m	1000m	800m	600m	400m	200m						
Section Times	1:24.87 [11] (0:15.17)	1:09.70 [9] (0:11.09)	0:58.61 [10] (0:11.05)	0:47.56 [8] (0:11.22)	0:36.34 [7] (0:11.67)	0:24.67 [7] (0:11.93)	0:12.74 [7] (0:12.74)						
Average Speed [km/h]	47.5	64.6	64.1	63.8	61.9	60.6	56.5						
Top Speed [km/h]	65.2	66.0	65.2	65.0	63.2	61.5	58.7						
Avg. Dist. to Rail [m]	2.7	2.6	2.9	1.1	0.6	2.0	1.8						
Avg. Stride Freq. [Hz]	2.2	2.3	2.3	2.3	2.3	2.3	2.2						
Avg. Stride Length [m]	5.9	7.7	7.7	7.6	7.5	7.4	7.1						





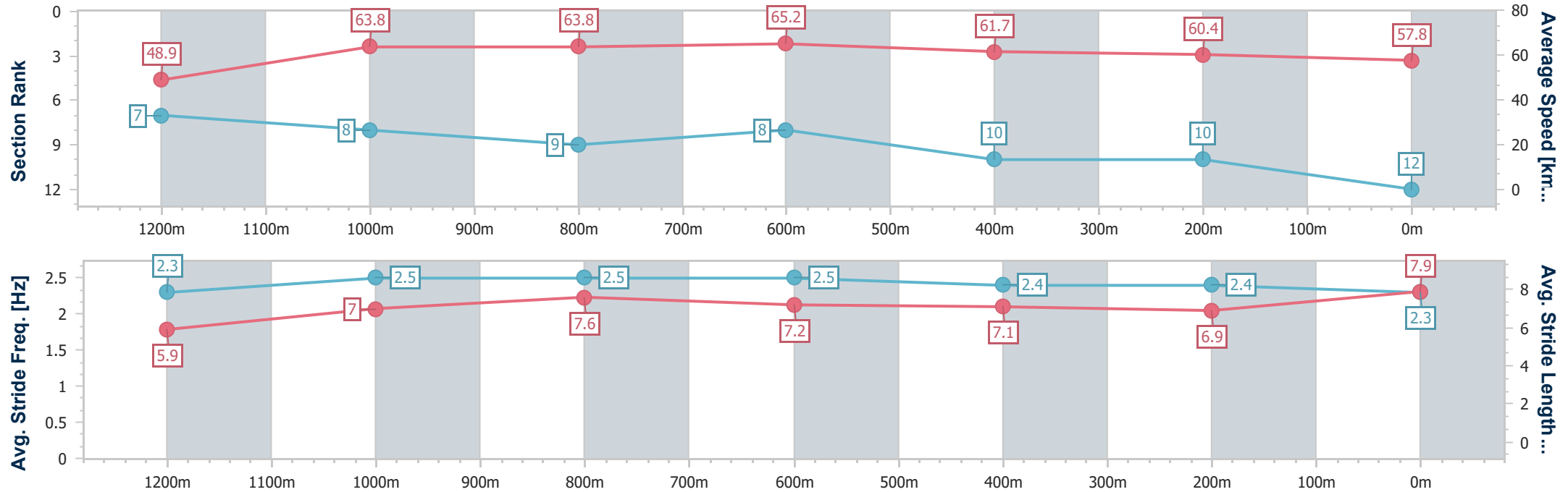
Horse/Jockey Name	Sneaky Tay
Final Rank	12
Fastest Section Time (Section)	0:11.21 (800m)
Top Speed [km/h] (Section)	65.5 (Overall)
Race State	Finished



TownsvilleProfessional
Race 2: MITAVITE Maiden Plate - 1400m
06 July 2025 - 12:30
Track Rating: Soft 5, Weather: Fine, Rail Position: +6m 1000-
W/Post; +3m Remainder of Course.



Section	Overall	1200m	1000m	800m	600m	400m	200m						
Section Times	1:25.26 [12] (0:14.76)	1:10.50 [7] (0:11.27)	0:59.23 [8] (0:11.39)	0:47.84 [9] (0:11.21)	0:36.63 [8] (0:11.78)	0:24.85 [10] (0:11.96)	0:12.89 [10] (0:12.89)						
Average Speed [km/h]	48.9	63.8	63.8	65.2	61.7	60.4	57.8						
Top Speed [km/h]	65.5	64.8	64.8	65.5	63.7	65.5	65.5						
Avg. Dist. to Rail [m]	5.7	1.6	2.1	3.1	2.2	3.5	8.5						
Avg. Stride Freq. [Hz]	2.3	2.5	2.5	2.5	2.4	2.4	2.3						
Avg. Stride Length [m]	5.9	7.0	7.6	7.2	7.1	6.9	7.9						





TownsvilleProfessional
Race 3: GREAT NORTHERN BREWING CO BENCHMARK 65 Handicap - 1400m
06 July 2025 - 13:10



Track Rating: Soft 5, Weather: Fine, Rail Position: +6m 1000-W/Post; +3m Remainder of Course.

Section						Overall	1200m	1000m	800m	600m	400m	Last 600m	
Field Times						1:22.06 (0:14.33)	1:07.73 (0:10.55)	0:57.18 (0:10.87)	0:46.31 (0:10.98)	0:35.33 (0:11.23)	0:24.10 (0:11.83)	0:35.33	
Rank	TAB	Horse/Jockey	Barrier	Top Speed [km/h]	Fastest Section								Distance Travelled [m]
1	9	TYMON	4	67.0	0:10.83	1:22.06 [1]	1:06.49 [11]	0:55.66 [11]	0:44.81 [10]	0:33.92 [10]	0:22.82 [10]	0:33.92	
		Olivia Kendal		1200m	1200m	(0:15.57)	(0:10.83)	(0:10.85)	(0:10.89)	(0:11.10)	(0:11.20)		
2	12	CONVERTOR	10	68.9	0:10.62	1:22.11 [2]	1:07.39 [5]	0:56.77 [4]	0:46.04 [3]	0:35.06 [3]	0:23.88 [2]	0:35.06	-3
		Tahlia Fenlon		Overall	1200m	(0:14.72)	(0:10.62)	(0:10.73)	(0:10.98)	(0:11.18)	(0:11.70)		
3	6	SET THE SAILS	9	66.9	0:10.87	1:22.16 [3]	1:07.53 [4]	0:56.64 [5]	0:45.60 [5]	0:34.73 [5]	0:23.47 [5]	0:34.73	+1
		Jackson Murphy		1200m	800m	(0:14.63)	(0:10.89)	(0:11.04)	(0:10.87)	(0:11.26)	(0:11.39)		
4	5	BRAVE AGENDA	3	67.0	0:10.85	1:22.33 [4]	1:07.56 [6]	0:56.66 [6]	0:45.61 [6]	0:34.76 [6]	0:23.37 [7]	0:34.76	-1
		Adam Sewell		800m	800m	(0:14.77)	(0:10.90)	(0:11.05)	(0:10.85)	(0:11.39)	(0:11.34)		
5	4	BABY GUINNESS	8	67.4	0:10.91	1:22.43 [5]	1:07.57 [7]	0:56.66 [7]	0:45.69 [7]	0:34.61 [7]	0:23.52 [6]	0:34.61	+9
		Nathan Thomas		800m	1200m	(0:14.86)	(0:10.91)	(0:10.97)	(0:11.08)	(0:11.09)	(0:11.39)		
6	8	ROOM FOR SQUARES	5	69.3	0:10.53	1:22.53 [6]	1:08.18 [2]	0:57.65 [1]	0:46.78 [1]	0:35.80 [1]	0:24.57 [1]	0:35.80	+0
		Micheal McDonald		1200m	1200m	(0:14.35)	(0:10.53)	(0:10.87)	(0:10.98)	(0:11.23)	(0:11.83)		
7	11	KEEP ON RUNNING	1	66.7	0:10.93	1:22.68 [7]	1:07.67 [9]	0:56.73 [9]	0:45.80 [8]	0:34.86 [8]	0:23.62 [9]	0:34.86	-1
		Justin Stanley		1200m	1000m	(0:15.01)	(0:10.94)	(0:10.93)	(0:10.94)	(0:11.24)	(0:11.49)		
8	3	BRAD	2	67.6	0:10.95	1:22.78 [8]	1:07.79 [8]	0:56.84 [8]	0:45.86 [9]	0:34.90 [9]	0:23.79 [8]	0:34.90	+7
		Nikki Olzard		800m	1200m	(0:14.99)	(0:10.95)	(0:10.98)	(0:10.96)	(0:11.11)	(0:11.43)		
9	7	LISTENTOZOU	6	68.6	0:10.59	1:22.96 [9]	1:08.63 [1]	0:58.04 [2]	0:47.16 [2]	0:36.01 [2]	0:24.53 [3]	0:36.01	+6
		Georgina Cartwright		1200m	1200m	(0:14.33)	(0:10.59)	(0:10.88)	(0:11.15)	(0:11.48)	(0:11.86)		
10	10	READY TO PARDON	11	69.2	0:10.81	1:23.34 [10]	1:08.89 [3]	0:58.08 [3]	0:47.10 [4]	0:36.00 [4]	0:24.72 [4]	0:36.00	+1
		Ashley Butler		Overall	1200m	(0:14.45)	(0:10.81)	(0:10.98)	(0:11.10)	(0:11.28)	(0:11.88)		

Scratched: John Joseph (#2)



Townsville Professional
Race 3: GREAT NORTHERN BREWING CO BENCHMARK 65 Handicap - 1400m
06 July 2025 - 13:10



Track Rating: Soft 5, Weather: Fine, Rail Position: +6m 1000-W/Post; +3m Remainder of Course.

Section					Overall	1200m	1000m	800m	600m	400m	Last 600m		
Field Times					1:22.06 (0:14.33)	1:07.73 (0:10.55)	0:57.18 (0:10.87)	0:46.31 (0:10.98)	0:35.33 (0:11.23)	0:24.10 (0:11.83)	0:35.33		
Rank	TAB	Horse/Jockey	Barrier	Top Speed [km/h]	Fastest Section								Distance Travelled [m]
11	1	HARROW	7	67.8	0:10.85	1:23.37 [11]	1:07.94 [10]	0:57.09 [10]	0:46.11 [11]	0:35.16 [11]	0:24.04 [11]	0:35.16	+5
		Ryan Wiggins		800m	1200m	(0:15.43)	(0:10.85)	(0:10.98)	(0:10.95)	(0:11.12)	(0:11.63)		

Scratched: John Joseph (#2)



TownsvilleProfessional
Race 3: GREAT NORTHERN BREWING CO BENCHMARK 65 Handicap - 1400m
06 July 2025 - 13:10



Track Rating: Soft 5, Weather: Fine, Rail Position: +6m 1000-W/Post; +3m Remainder of Course.

Section Field Times				200m 0:12.27 (0:12.27)				Last 600m 0:35.33	
Rank	TAB	Horse/Jockey	Barrier	Top Speed [km/h]	Fastest Section	Margin		Distance Travelled [m]	
1	9	TYMON	4	67.0	0:10.83	0:11.62 [8]	1:22.06	0:33.92	
		Olivia Kendal		1200m	1200m	(0:11.62)			
2	12	CONVERTOR	10	68.9	0:10.62	0:12.18 [2]	0.33L	0:35.06	-3
		Tahlia Fenlon		Overall	1200m	(0:12.18)			
3	6	SET THE SAILS	9	66.9	0:10.87	0:12.08 [3]	0.59L	0:34.73	+1
		Jackson Murphy		1200m	800m	(0:12.08)			
4	5	BRAVE AGENDA	3	67.0	0:10.85	0:12.03 [6]	1.63L	0:34.76	-1
		Adam Sewell		800m	800m	(0:12.03)			
5	4	BABY GUINNESS	8	67.4	0:10.91	0:12.13 [5]	2.21L	0:34.61	+9
		Nathan Thomas		800m	1200m	(0:12.13)			
6	8	ROOM FOR SQUARES	5	69.3	0:10.53	0:12.74 [1]	2.81L	0:35.80	+0
		Micheal McDonald		1200m	1200m	(0:12.74)			
7	11	KEEP ON RUNNING	1	66.7	0:10.93	0:12.13 [10]	3.68L	0:34.86	-1
		Justin Stanley		1200m	1000m	(0:12.13)			
8	3	BRAD	2	67.6	0:10.95	0:12.36 [7]	4.27L	0:34.90	+7
		Nikki Olzard		800m	1200m	(0:12.36)			
9	7	LISTENTOZOU	6	68.6	0:10.59	0:12.67 [4]	5.31L	0:36.01	+6
		Georgina Cartwright		1200m	1200m	(0:12.67)			
10	10	READY TO PARDON	11	69.2	0:10.81	0:12.84 [9]	7.54L	0:36.00	+1
		Ashley Butler		Overall	1200m	(0:12.84)			

Scratched: John Joseph (#2)



Townsville Professional
Race 3: GREAT NORTHERN BREWING CO BENCHMARK 65 Handicap - 1400m
06 July 2025 - 13:10



Track Rating: Soft 5, Weather: Fine, Rail Position: +6m 1000-W/Post; +3m Remainder of Course.

Section					200m	Last 600m			
Field Times					0:12.27 (0:12.27)	0:35.33			
Rank	TAB	Horse/Jockey	Barrier	Top Speed [km/h]	Fastest Section	Margin	Distance Travelled [m]		
11	1	HARROW	7	67.8	0:10.85	0:12.41 [11]	7.72L	0:35.16	
		Ryan Wiggins		800m	1200m	(0:12.41)			

Scratched: John Joseph (#2)



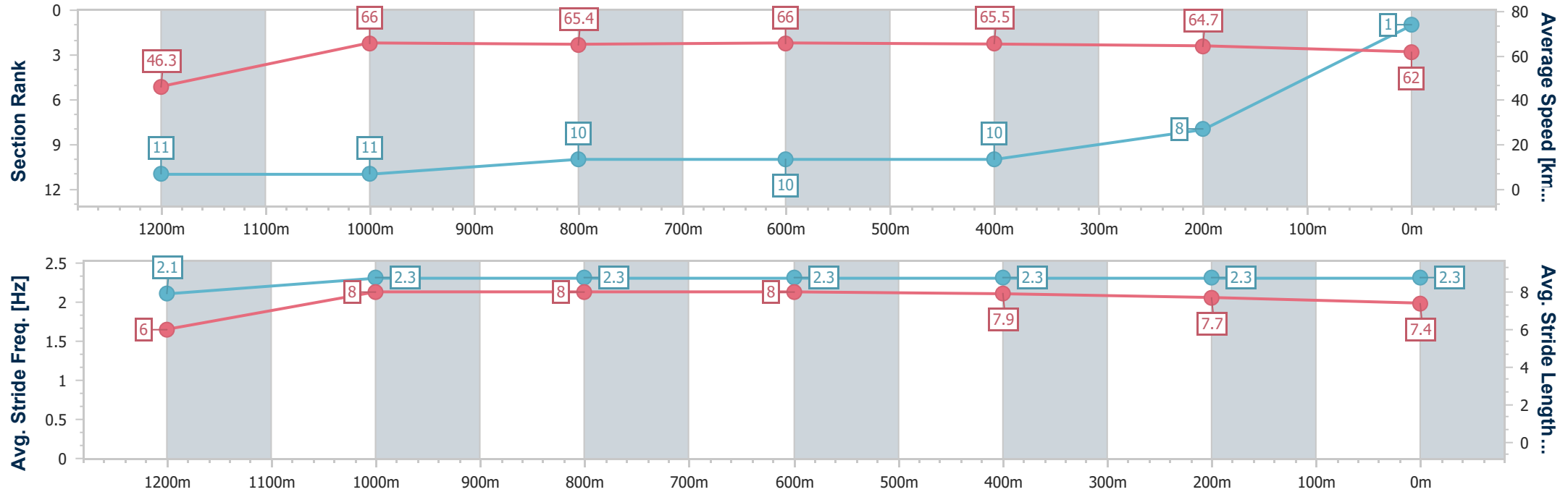
Horse/Jockey Name	Tymon
Final Rank	1
Fastest Section Time (Section)	0:10.83 (1200m)
Top Speed [km/h] (Section)	67.0 (1200m)
Race State	Finished



TownsvilleProfessional
Race 3: GREAT NORTHERN BREWING CO BENCHMARK 65
Handicap - 1400m
06 July 2025 - 13:10
Track Rating: Soft 5, Weather: Fine, Rail Position: +6m 1000-
W/Post; +3m Remainder of Course.



Section	Overall	1200m	1000m	800m	600m	400m	200m						
Section Times	1:22.06 [1] (0:15.57)	1:06.49 [11] (0:10.83)	0:55.66 [11] (0:10.85)	0:44.81 [10] (0:10.89)	0:33.92 [10] (0:11.10)	0:22.82 [10] (0:11.20)	0:11.62 [8] (0:11.62)						
Average Speed [km/h]	46.3	66.0	65.4	66.0	65.5	64.7	62.0						
Top Speed [km/h]	66.1	67.0	66.2	66.5	66.8	65.4	64.0						
Avg. Dist. to Rail [m]	3.4	2.6	3.1	0.7	2.1	5.9	8.1						
Avg. Stride Freq. [Hz]	2.1	2.3	2.3	2.3	2.3	2.3	2.3						
Avg. Stride Length [m]	6.0	8.0	8.0	8.0	7.9	7.7	7.4						





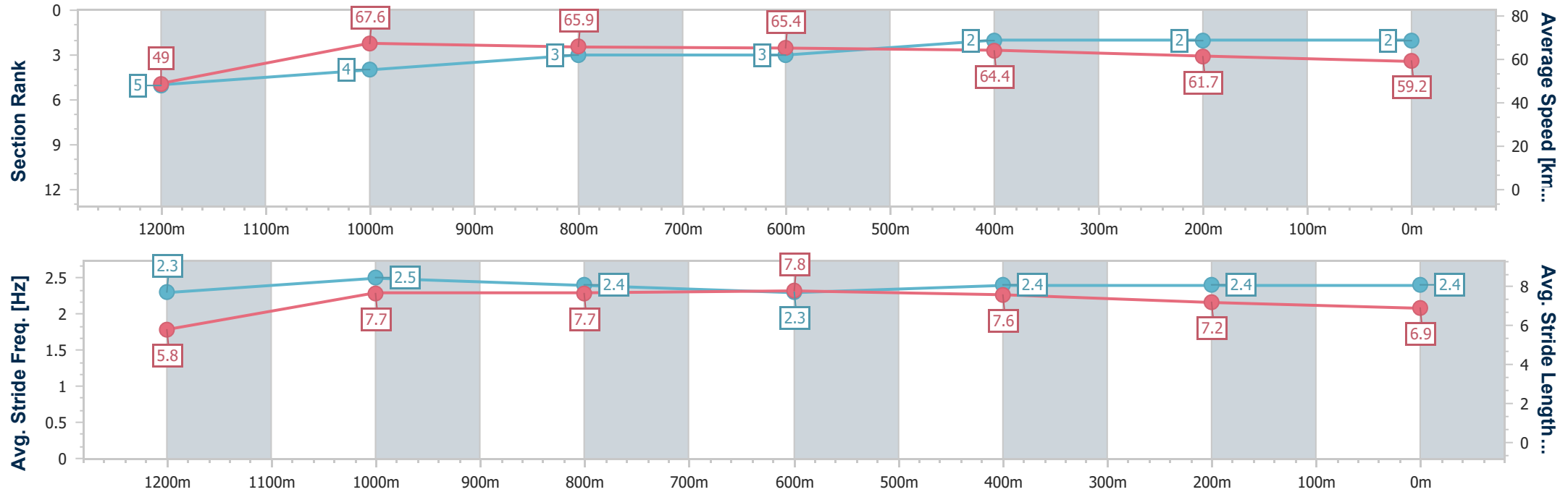
Horse/Jockey Name	Convertor
Final Rank	2
Fastest Section Time (Section)	0:10.62 (1200m)
Top Speed [km/h] (Section)	68.9 (Overall)
Race State	Finished



TownsvilleProfessional
Race 3: GREAT NORTHERN BREWING CO BENCHMARK 65
Handicap - 1400m
06 July 2025 - 13:10
Track Rating: Soft 5, Weather: Fine, Rail Position: +6m 1000-
W/Post; +3m Remainder of Course.



Section	Overall	1200m	1000m	800m	600m	400m	200m						
Section Times	1:22.11 [2] (0:14.72)	1:07.39 [5] (0:10.62)	0:56.77 [4] (0:10.73)	0:46.04 [3] (0:10.98)	0:35.06 [3] (0:11.18)	0:23.88 [2] (0:11.70)	0:12.18 [2] (0:12.18)						
Average Speed [km/h]	49.0	67.6	65.9	65.4	64.4	61.7	59.2						
Top Speed [km/h]	68.9	68.4	67.1	66.4	66.0	64.7	60.7						
Avg. Dist. to Rail [m]	8.0	1.5	3.2	0.7	0.3	1.5	4.4						
Avg. Stride Freq. [Hz]	2.3	2.5	2.4	2.3	2.4	2.4	2.4						
Avg. Stride Length [m]	5.8	7.7	7.7	7.8	7.6	7.2	6.9						



[] Ranking at each section and finish
- - - - - No data available at this section
NA No data available



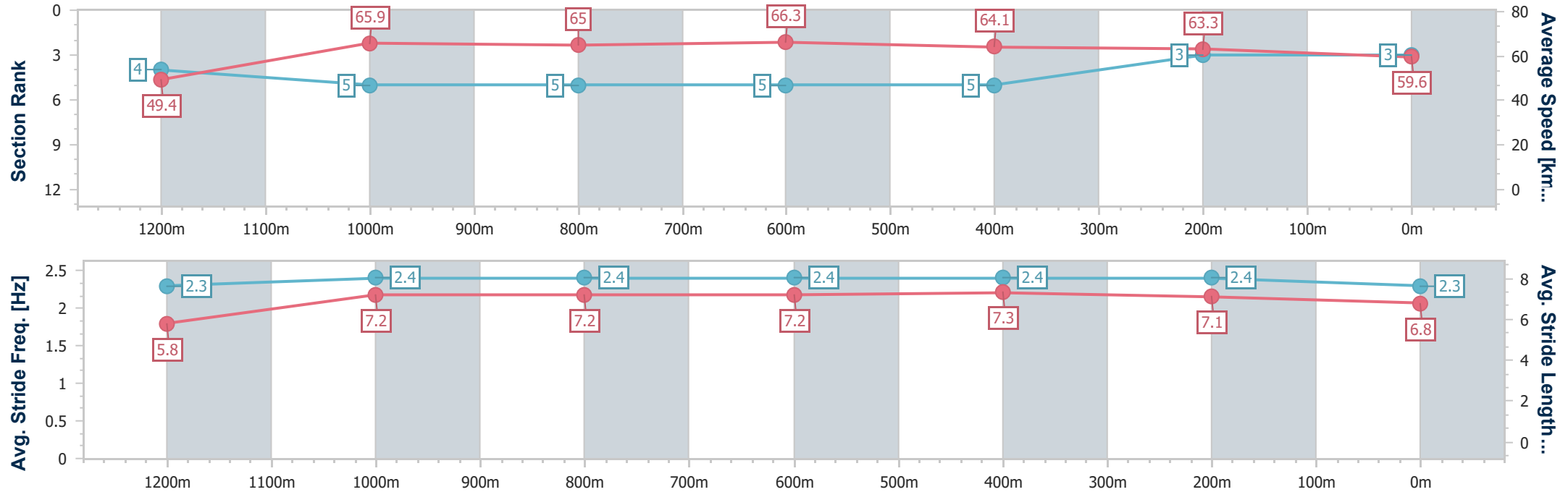
Horse/Jockey Name	Set The Sails
Final Rank	3
Fastest Section Time (Section)	0:10.87 (800m)
Top Speed [km/h] (Section)	66.9 (1200m)
Race State	Finished



TownsvilleProfessional
Race 3: GREAT NORTHERN BREWING CO BENCHMARK 65
Handicap - 1400m
06 July 2025 - 13:10
Track Rating: Soft 5, Weather: Fine, Rail Position: +6m 1000-
W/Post; +3m Remainder of Course.



Section	Overall	1200m	1000m	800m	600m	400m	200m						
Section Times	1:22.16 [3] (0:14.63)	1:07.53 [4] (0:10.89)	0:56.64 [5] (0:11.04)	0:45.60 [5] (0:10.87)	0:34.73 [5] (0:11.26)	0:23.47 [5] (0:11.39)	0:12.08 [3] (0:12.08)						
Average Speed [km/h]	49.4	65.9	65.0	66.3	64.1	63.3	59.6						
Top Speed [km/h]	66.8	66.9	65.9	66.9	65.2	64.2	62.7						
Avg. Dist. to Rail [m]	7.6	1.1	0.9	0.4	0.4	2.3	4.0						
Avg. Stride Freq. [Hz]	2.3	2.4	2.4	2.4	2.4	2.4	2.3						
Avg. Stride Length [m]	5.8	7.2	7.2	7.2	7.3	7.1	6.8						





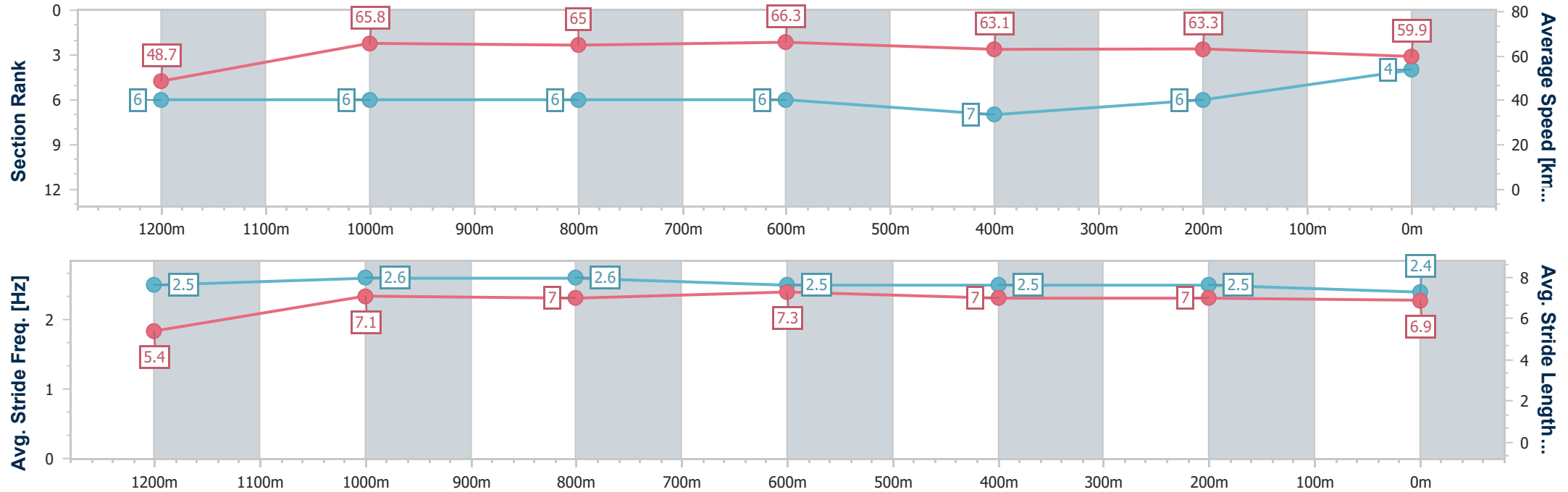
Horse/Jockey Name	Brave Agenda
Final Rank	4
Fastest Section Time (Section)	0:10.85 (800m)
Top Speed [km/h] (Section)	67.0 (800m)
Race State	Finished



TownsvilleProfessional
Race 3: GREAT NORTHERN BREWING CO BENCHMARK 65
Handicap - 1400m
06 July 2025 - 13:10
Track Rating: Soft 5, Weather: Fine, Rail Position: +6m 1000-
W/Post; +3m Remainder of Course.



Section	Overall	1200m	1000m	800m	600m	400m	200m						
Section Times	1:22.33 [4] (0:14.77)	1:07.56 [6] (0:10.90)	0:56.66 [6] (0:11.05)	0:45.61 [6] (0:10.85)	0:34.76 [6] (0:11.39)	0:23.37 [7] (0:11.34)	0:12.03 [6] (0:12.03)						
Average Speed [km/h]	48.7	65.8	65.0	66.3	63.1	63.3	59.9						
Top Speed [km/h]	66.1	66.4	66.4	67.0	65.3	65.5	62.5						
Avg. Dist. to Rail [m]	3.5	1.3	1.1	0.9	0.5	1.3	1.0						
Avg. Stride Freq. [Hz]	2.5	2.6	2.6	2.5	2.5	2.5	2.4						
Avg. Stride Length [m]	5.4	7.1	7.0	7.3	7.0	7.0	6.9						





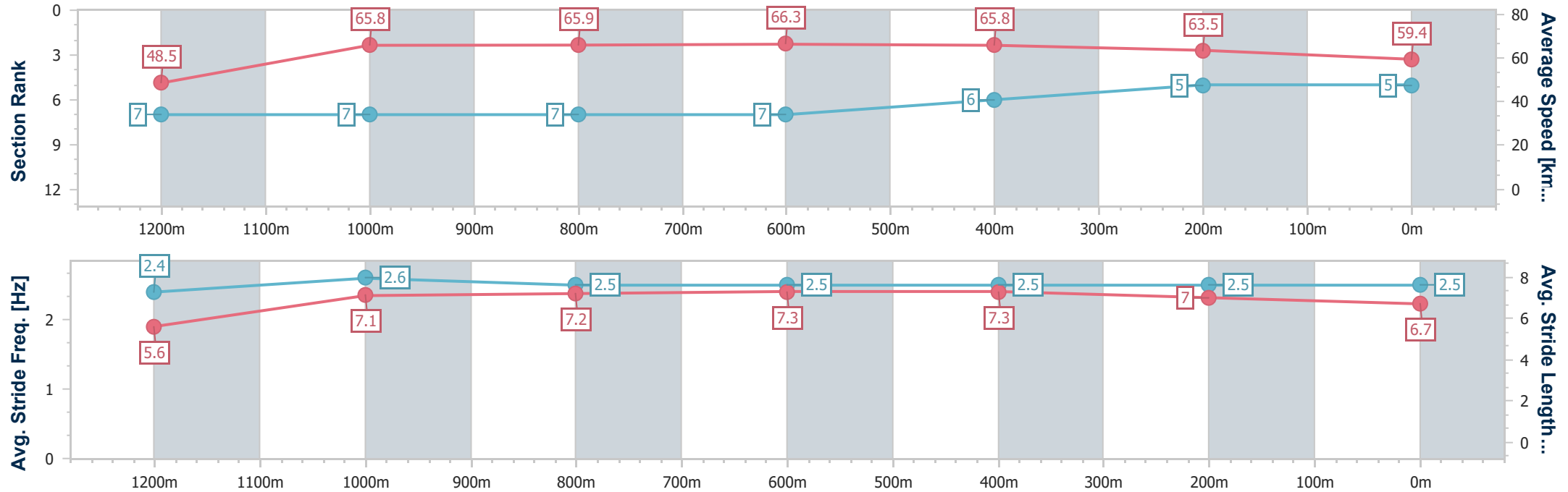
Horse/Jockey Name	Baby Guinness
Final Rank	5
Fastest Section Time (Section)	0:10.91 (1200m)
Top Speed [km/h] (Section)	67.4 (800m)
Race State	Finished



TownsvilleProfessional
Race 3: GREAT NORTHERN BREWING CO BENCHMARK 65
Handicap - 1400m
06 July 2025 - 13:10
Track Rating: Soft 5, Weather: Fine, Rail Position: +6m 1000-
W/Post; +3m Remainder of Course.



Section	Overall	1200m	1000m	800m	600m	400m	200m						
Section Times	1:22.43 [5] (0:14.86)	1:07.57 [7] (0:10.91)	0:56.66 [7] (0:10.97)	0:45.69 [7] (0:11.08)	0:34.61 [7] (0:11.09)	0:23.52 [6] (0:11.39)	0:12.13 [5] (0:12.13)						
Average Speed [km/h]	48.5	65.8	65.9	66.3	65.8	63.5	59.4						
Top Speed [km/h]	67.0	66.9	66.7	67.4	66.5	65.2	61.9						
Avg. Dist. to Rail [m]	5.8	1.2	2.0	4.3	2.9	4.2	5.9						
Avg. Stride Freq. [Hz]	2.4	2.6	2.5	2.5	2.5	2.5	2.5						
Avg. Stride Length [m]	5.6	7.1	7.2	7.3	7.3	7.0	6.7						





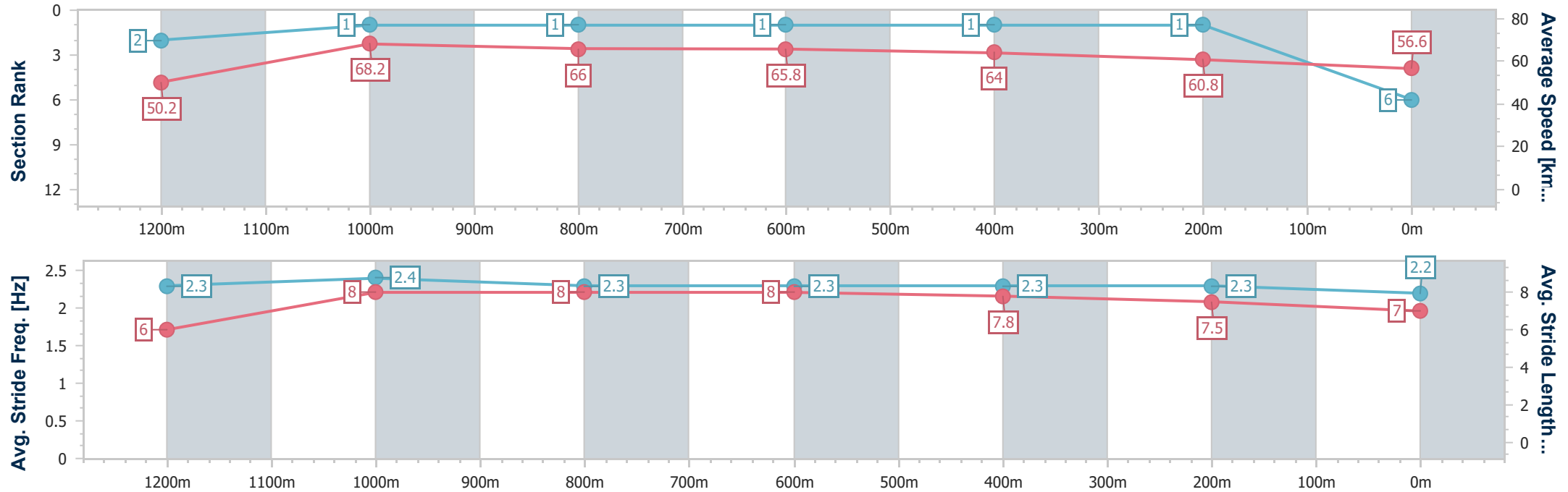
Horse/Jockey Name	Room For Squares
Final Rank	6
Fastest Section Time (Section)	0:10.53 (1200m)
Top Speed [km/h] (Section)	69.3 (1200m)
Race State	Finished



TownsvilleProfessional
Race 3: GREAT NORTHERN BREWING CO BENCHMARK 65
Handicap - 1400m
06 July 2025 - 13:10
Track Rating: Soft 5, Weather: Fine, Rail Position: +6m 1000-
W/Post; +3m Remainder of Course.



Section	Overall	1200m	1000m	800m	600m	400m	200m						
Section Times	1:22.53 [6] (0:14.35)	1:08.18 [2] (0:10.53)	0:57.65 [1] (0:10.87)	0:46.78 [1] (0:10.98)	0:35.80 [1] (0:11.23)	0:24.57 [1] (0:11.83)	0:12.74 [1] (0:12.74)						
Average Speed [km/h]	50.2	68.2	66.0	65.8	64.0	60.8	56.6						
Top Speed [km/h]	67.8	69.3	66.9	66.2	64.9	62.5	59.4						
Avg. Dist. to Rail [m]	5.6	1.2	0.9	0.5	0.4	0.5	1.4						
Avg. Stride Freq. [Hz]	2.3	2.4	2.3	2.3	2.3	2.3	2.2						
Avg. Stride Length [m]	6.0	8.0	8.0	8.0	7.8	7.5	7.0						





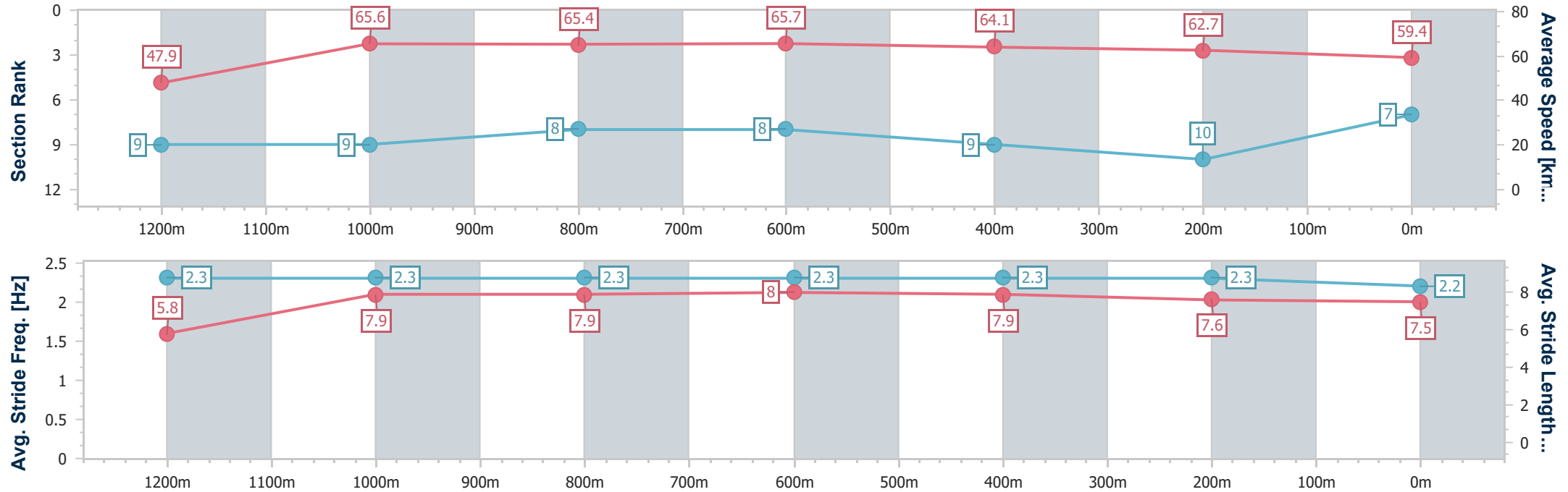
Horse/Jockey Name	Keep On Running
Final Rank	7
Fastest Section Time (Section)	0:10.93 (1000m)
Top Speed [km/h] (Section)	66.7 (1200m)
Race State	Finished



TownsvilleProfessional
Race 3: GREAT NORTHERN BREWING CO BENCHMARK 65
Handicap - 1400m
06 July 2025 - 13:10
Track Rating: Soft 5, Weather: Fine, Rail Position: +6m 1000-
W/Post; +3m Remainder of Course.



Section	Overall	1200m	1000m	800m	600m	400m	200m						
Section Times	1:22.68 [7] (0:15.01)	1:07.67 [9] (0:10.94)	0:56.73 [9] (0:10.93)	0:45.80 [8] (0:10.94)	0:34.86 [8] (0:11.24)	0:23.62 [9] (0:11.49)	0:12.13 [10] (0:12.13)						
Average Speed [km/h]	47.9	65.6	65.4	65.7	64.1	62.7	59.4						
Top Speed [km/h]	66.7	66.7	66.4	66.1	65.3	63.6	61.5						
Avg. Dist. to Rail [m]	2.2	1.7	1.8	0.3	0.2	1.1	3.8						
Avg. Stride Freq. [Hz]	2.3	2.3	2.3	2.3	2.3	2.3	2.2						
Avg. Stride Length [m]	5.8	7.9	7.9	8.0	7.9	7.6	7.5						





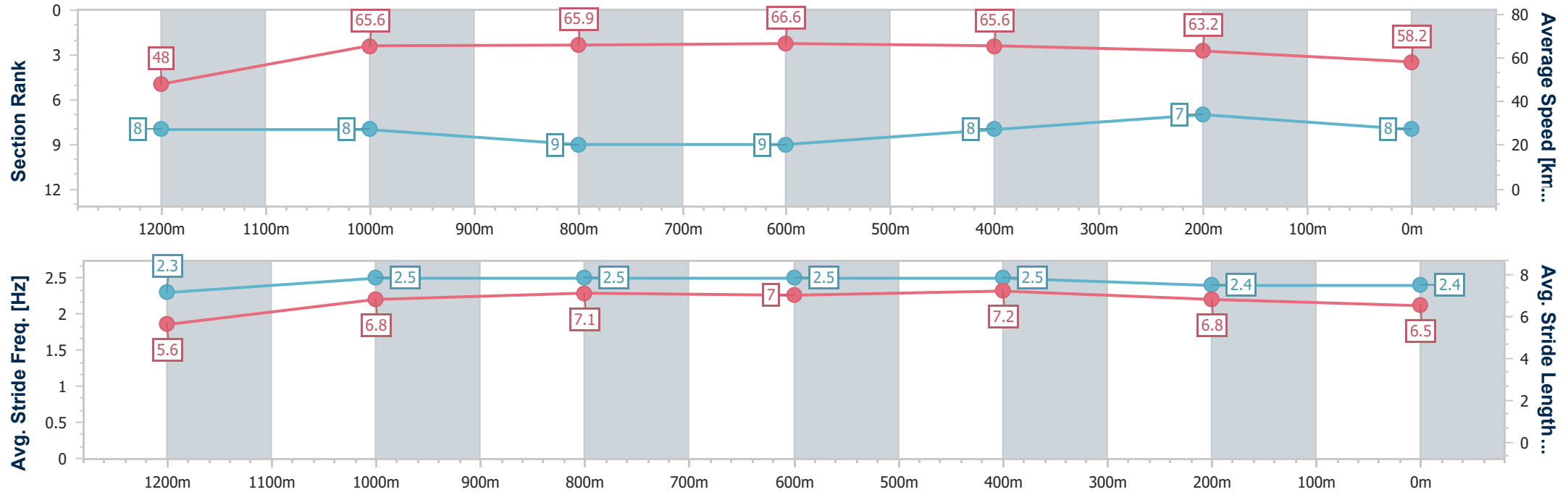
Horse/Jockey Name	Brad
Final Rank	8
Fastest Section Time (Section)	0:10.95 (1200m)
Top Speed [km/h] (Section)	67.6 (800m)
Race State	Finished



TownsvilleProfessional
Race 3: GREAT NORTHERN BREWING CO BENCHMARK 65
Handicap - 1400m
06 July 2025 - 13:10
Track Rating: Soft 5, Weather: Fine, Rail Position: +6m 1000-
W/Post; +3m Remainder of Course.



Section	Overall	1200m	1000m	800m	600m	400m	200m						
Section Times	1:22.78 [8] (0:14.99)	1:07.79 [8] (0:10.95)	0:56.84 [8] (0:10.98)	0:45.86 [9] (0:10.96)	0:34.90 [9] (0:11.11)	0:23.79 [8] (0:11.43)	0:12.36 [7] (0:12.36)						
Average Speed [km/h]	48.0	65.6	65.9	66.6	65.6	63.2	58.2						
Top Speed [km/h]	66.3	66.3	66.4	67.6	66.5	64.6	61.1						
Avg. Dist. to Rail [m]	3.0	1.0	1.7	3.2	2.6	2.4	4.4						
Avg. Stride Freq. [Hz]	2.3	2.5	2.5	2.5	2.5	2.4	2.4						
Avg. Stride Length [m]	5.6	6.8	7.1	7.0	7.2	6.8	6.5						





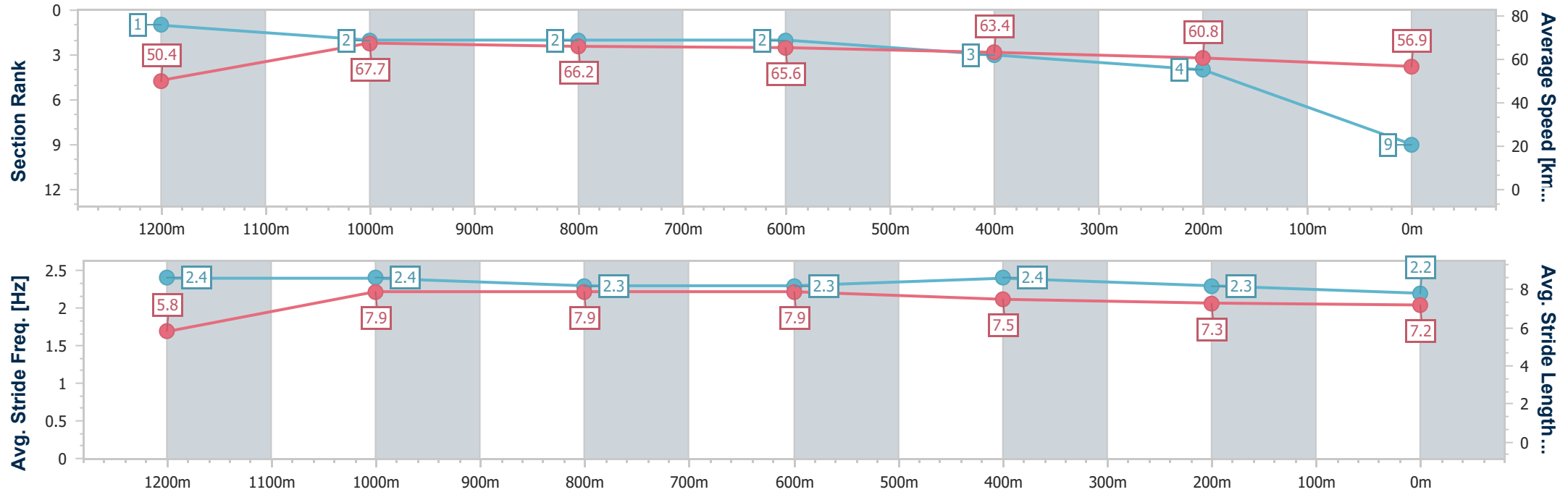
Horse/Jockey Name	Listentozou
Final Rank	9
Fastest Section Time (Section)	0:10.59 (1200m)
Top Speed [km/h] (Section)	68.6 (1200m)
Race State	Finished



TownsvilleProfessional
Race 3: GREAT NORTHERN BREWING CO BENCHMARK 65
Handicap - 1400m
06 July 2025 - 13:10
Track Rating: Soft 5, Weather: Fine, Rail Position: +6m 1000-
W/Post; +3m Remainder of Course.



Section	Overall	1200m	1000m	800m	600m	400m	200m						
Section Times	1:22.96 [9] (0:14.33)	1:08.63 [1] (0:10.59)	0:58.04 [2] (0:10.88)	0:47.16 [2] (0:11.15)	0:36.01 [2] (0:11.48)	0:24.53 [3] (0:11.86)	0:12.67 [4] (0:12.67)						
Average Speed [km/h]	50.4	67.7	66.2	65.6	63.4	60.8	56.9						
Top Speed [km/h]	67.8	68.6	66.8	66.4	66.1	62.6	58.8						
Avg. Dist. to Rail [m]	5.3	1.2	1.8	3.0	2.0	2.5	3.8						
Avg. Stride Freq. [Hz]	2.4	2.4	2.3	2.3	2.4	2.3	2.2						
Avg. Stride Length [m]	5.8	7.9	7.9	7.9	7.5	7.3	7.2						





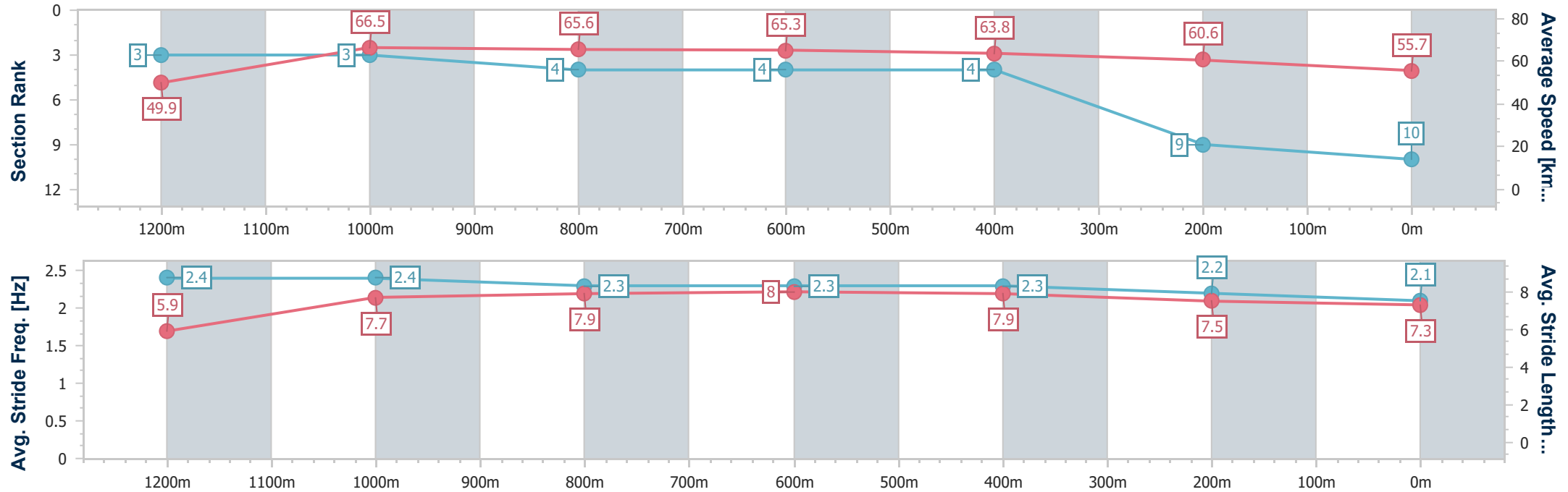
Horse/Jockey Name	Ready To Pardon
Final Rank	10
Fastest Section Time (Section)	0:10.81 (1200m)
Top Speed [km/h] (Section)	69.2 (Overall)
Race State	Finished



TownsvilleProfessional
Race 3: GREAT NORTHERN BREWING CO BENCHMARK 65
Handicap - 1400m
06 July 2025 - 13:10
Track Rating: Soft 5, Weather: Fine, Rail Position: +6m 1000-
W/Post; +3m Remainder of Course.



Section	Overall	1200m	1000m	800m	600m	400m	200m						
Section Times	1:23.34 [10] (0:14.45)	1:08.89 [3] (0:10.81)	0:58.08 [3] (0:10.98)	0:47.10 [4] (0:11.10)	0:36.00 [4] (0:11.28)	0:24.72 [4] (0:11.88)	0:12.84 [9] (0:12.84)						
Average Speed [km/h]	49.9	66.5	65.6	65.3	63.8	60.6	55.7						
Top Speed [km/h]	69.2	68.9	66.3	66.0	65.4	62.9	59.1						
Avg. Dist. to Rail [m]	10.4	2.8	1.0	1.5	0.5	0.8	0.6						
Avg. Stride Freq. [Hz]	2.4	2.4	2.3	2.3	2.3	2.2	2.1						
Avg. Stride Length [m]	5.9	7.7	7.9	8.0	7.9	7.5	7.3						





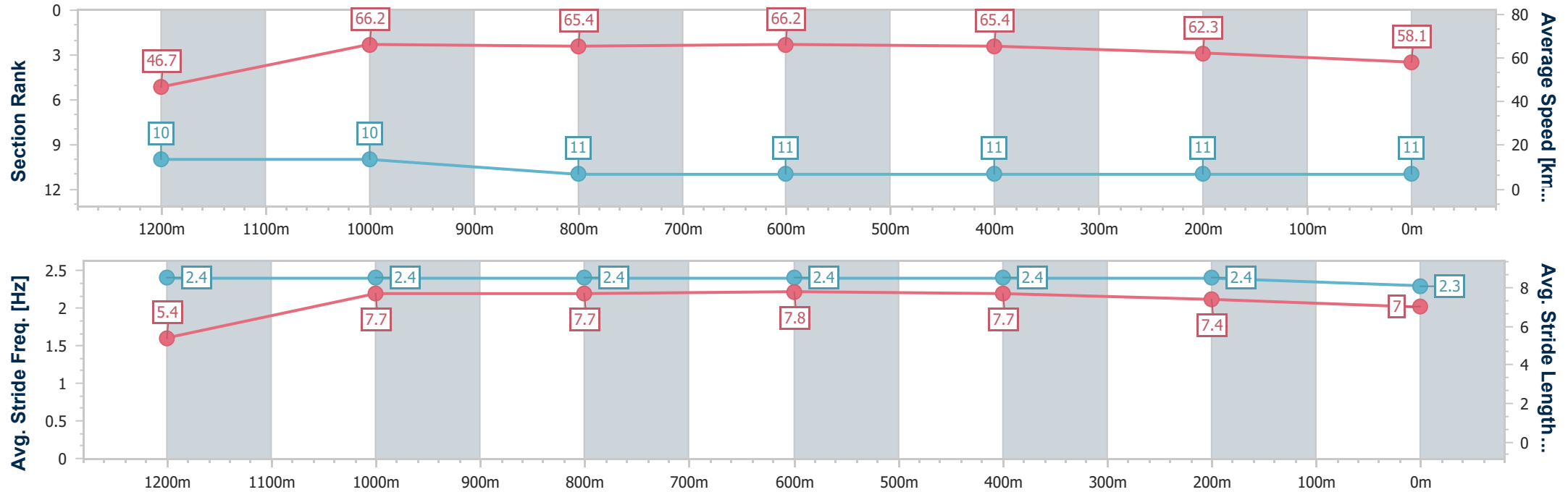
Horse/Jockey Name	Harrow
Final Rank	11
Fastest Section Time (Section)	0:10.85 (1200m)
Top Speed [km/h] (Section)	67.8 (800m)
Race State	Finished



TownsvilleProfessional
Race 3: GREAT NORTHERN BREWING CO BENCHMARK 65
Handicap - 1400m
06 July 2025 - 13:10
Track Rating: Soft 5, Weather: Fine, Rail Position: +6m 1000-
W/Post; +3m Remainder of Course.



Section	Overall	1200m	1000m	800m	600m	400m	200m						
Section Times	1:23.37 [11] (0:15.43)	1:07.94 [10] (0:10.85)	0:57.09 [10] (0:10.98)	0:46.11 [11] (0:10.95)	0:35.16 [11] (0:11.12)	0:24.04 [11] (0:11.63)	0:12.41 [11] (0:12.41)						
Average Speed [km/h]	46.7	66.2	65.4	66.2	65.4	62.3	58.1						
Top Speed [km/h]	65.9	67.2	66.6	67.8	66.6	63.9	60.8						
Avg. Dist. to Rail [m]	5.4	1.0	1.2	1.3	2.5	4.7	6.5						
Avg. Stride Freq. [Hz]	2.4	2.4	2.4	2.4	2.4	2.4	2.3						
Avg. Stride Length [m]	5.4	7.7	7.7	7.8	7.7	7.4	7.0						





TownsvilleProfessional
Race 4: BELLE PROPERTY TOWNSVILLE RATINGS BAND 0 - 55
Handicap - 1200m
06 July 2025 - 13:51



Track Rating: Soft 5, Weather: Fine, Rail Position: +6m 1000-W/Post; +3m Remainder of Course.

Section		Overall				1000m	800m	600m	400m	200m	Last 600m		
Field Times		1:09.70 (0:13.56)				0:56.14 (0:10.57)	0:45.57 (0:10.97)	0:34.60 (0:11.25)	0:23.35 (0:11.49)	0:11.86 (0:11.86)	0:34.60		
Rank	TAB	Horse/Jockey	Barrier	Top Speed [km/h]	Fastest Section						Margin	Distance Travelled [m]	
1	2	PRIMO	6	69.0	0:10.76	1:09.70 [1]	0:55.64 [6]	0:44.88 [6]	0:34.00 [5]	0:23.01 [4]	0:11.76 [3]	1:09.70	0:34.00
		Justin Stanley		1000m	1000m	(0:14.06)	(0:10.76)	(0:10.88)	(0:10.99)	(0:11.25)	(0:11.76)		
2	8	STATESWOMAN	12	68.4	0:10.77	1:09.79 [2]	0:55.63 [7]	0:44.86 [7]	0:33.94 [7]	0:22.80 [7]	0:11.68 [6]	0.55L	0:33.94 +4
		Tahlia Fenlon		1000m	1000m	(0:14.16)	(0:10.77)	(0:10.92)	(0:11.14)	(0:11.12)	(0:11.68)		
3	12	CRAFTY GODDESS	1	67.6	0:10.90	1:09.90 [3]	0:56.13 [4]	0:45.23 [4]	0:34.21 [4]	0:22.96 [6]	0:11.76 [7]	1.21L	0:34.21 +1
		Adam Sewell		Overall	1000m	(0:13.77)	(0:10.90)	(0:11.02)	(0:11.25)	(0:11.20)	(0:11.76)		
4	4	WAR COUNCIL	3	69.0	0:10.82	1:09.93 [4]	0:56.05 [5]	0:45.23 [5]	0:34.16 [6]	0:23.14 [5]	0:11.97 [4]	1.35L	0:34.16 +0
		Ryan Wiggins		1000m	1000m	(0:13.88)	(0:10.82)	(0:11.07)	(0:11.02)	(0:11.17)	(0:11.97)		
5	9	LET'S RIDE	5	68.1	0:10.85	1:09.97 [5]	0:55.77 [8]	0:44.89 [8]	0:34.04 [8]	0:22.94 [8]	0:11.74 [9]	1.6L	0:34.04 -2
		Jason Taylor		800m	800m	(0:14.20)	(0:10.88)	(0:10.85)	(0:11.10)	(0:11.20)	(0:11.74)		
6	1	DESERT MOON	7	68.1	0:10.73	1:10.04 [6]	0:56.38 [2]	0:45.65 [3]	0:34.62 [3]	0:23.35 [3]	0:12.11 [2]	2.05L	0:34.62 -3
		Georgina Cartwright		1000m	1000m	(0:13.66)	(0:10.73)	(0:11.03)	(0:11.27)	(0:11.24)	(0:12.11)		
7	3	ELLEVES	9	68.8	0:10.93	1:10.13 [7]	0:55.92 [9]	0:44.93 [9]	0:34.00 [9]	0:22.81 [11]	0:11.76 [10]	2.58L	0:34.00 +4
		Graham Kliese		1000m	800m	(0:14.21)	(0:10.99)	(0:10.93)	(0:11.19)	(0:11.05)	(0:11.76)		
8	10	FAITH OVER FEAR	11	68.1	0:10.84	1:10.15 [8]	0:55.80 [10]	0:44.80 [10]	0:33.96 [11]	0:23.08 [9]	0:11.98 [8]	2.68L	0:33.96 -2
		Olivia Kendal		600m	800m	(0:14.35)	(0:11.00)	(0:10.84)	(0:10.88)	(0:11.10)	(0:11.98)		
9	11	JUST FOR PLEASURE	4	68.0	0:10.57	1:10.17 [9]	0:56.61 [1]	0:46.04 [1]	0:35.07 [1]	0:23.82 [1]	0:12.33 [1]	2.81L	0:35.07 -7
		Wanderson D'Avila		1000m	1000m	(0:13.56)	(0:10.57)	(0:10.97)	(0:11.25)	(0:11.49)	(0:12.33)		
10	6	LIVEWIRE LASS	10	69.3	0:10.72	1:10.29 [10]	0:55.86 [11]	0:44.84 [11]	0:34.12 [10]	0:23.00 [10]	0:11.86 [11]	3.51L	0:34.12 +3
		Jackson Murphy		800m	800m	(0:14.43)	(0:11.02)	(0:10.72)	(0:11.12)	(0:11.14)	(0:11.86)		

Scratched: Lucky Jim (#7), Soozie Maree (#13)



Townsville Professional
Race 4: BELLE PROPERTY TOWNSVILLE RATINGS BAND 0 - 55
Handicap - 1200m
06 July 2025 - 13:51



Track Rating: Soft 5, Weather: Fine, Rail Position: +6m 1000-W/Post; +3m Remainder of Course.

Section						Overall	1000m	800m	600m	400m	200m	Last 600m		
Field Times						1:09.70 (0:13.56)	0:56.14 (0:10.57)	0:45.57 (0:10.97)	0:34.60 (0:11.25)	0:23.35 (0:11.49)	0:11.86 (0:11.86)	0:34.60		
Rank	TAB	Horse/Jockey	Barrier	Top Speed [km/h]	Fastest Section								Margin	Distance Travelled [m]
11	5	HIT SNOOZE	8	69.1	0:10.50	1:10.95 [11]	0:57.21 [3]	0:46.71 [2]	0:35.79 [2]	0:24.57 [2]	0:12.85 [5]	7.4L	0:35.79	-1
		Ashley Butler		1000m	1000m	(0:13.74)	(0:10.50)	(0:10.92)	(0:11.22)	(0:11.72)	(0:12.85)			

Scratched: Lucky Jim (#7), Soozie Maree (#13)



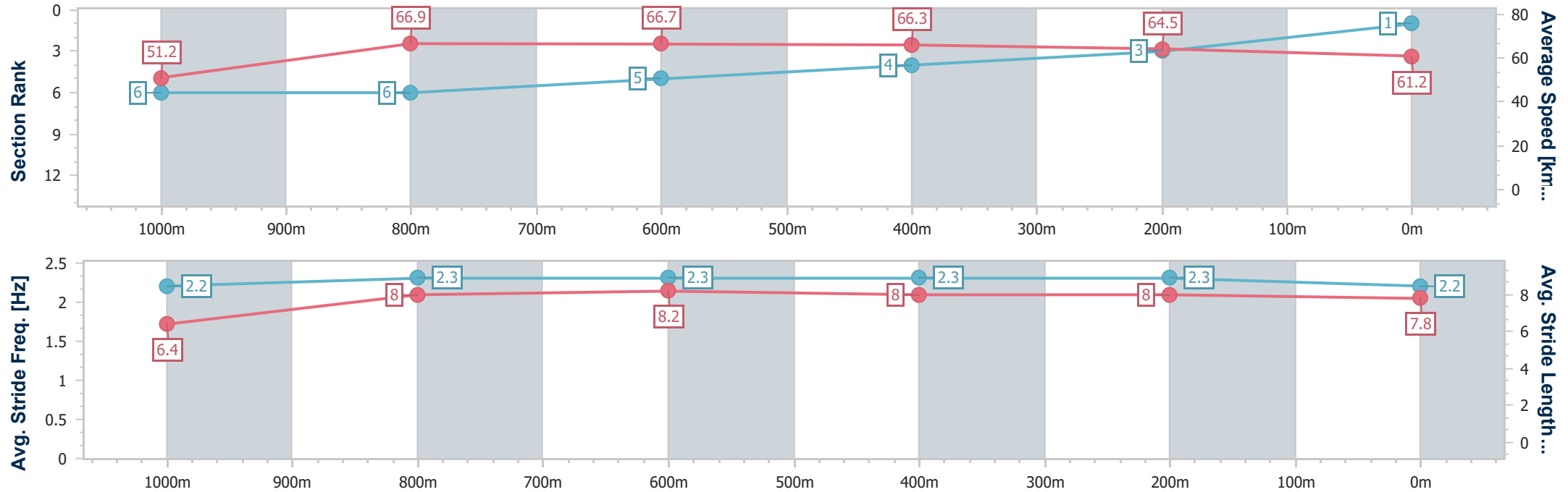
Horse/Jockey Name	Primo
Final Rank	1
Fastest Section Time (Section)	0:10.76 (1000m)
Top Speed [km/h] (Section)	69.0 (1000m)
Race State	Finished



TownsvilleProfessional
Race 4: BELLE PROPERTY TOWNSVILLE RATINGS BAND 0 -
55 Handicap - 1200m
06 July 2025 - 13:51
Track Rating: Soft 5, Weather: Fine, Rail Position: +6m 1000-
W/Post; +3m Remainder of Course.



Section	Overall	1000m	800m	600m	400m	200m								
Section Times	1:09.70 [1] (0:14.06)	0:55.64 [6] (0:10.76)	0:44.88 [6] (0:10.88)	0:34.00 [5] (0:10.99)	0:23.01 [4] (0:11.25)	0:11.76 [3] (0:11.76)								
Average Speed [km/h]	51.2	66.9	66.7	66.3	64.5	61.2								
Top Speed [km/h]	65.7	69.0	68.5	67.3	65.6	63.4								
Avg. Dist. to Rail [m]	4.5	1.1	1.6	2.8	4.9	6.8								
Avg. Stride Freq. [Hz]	2.2	2.3	2.3	2.3	2.3	2.2								
Avg. Stride Length [m]	6.4	8.0	8.2	8.0	8.0	7.8								





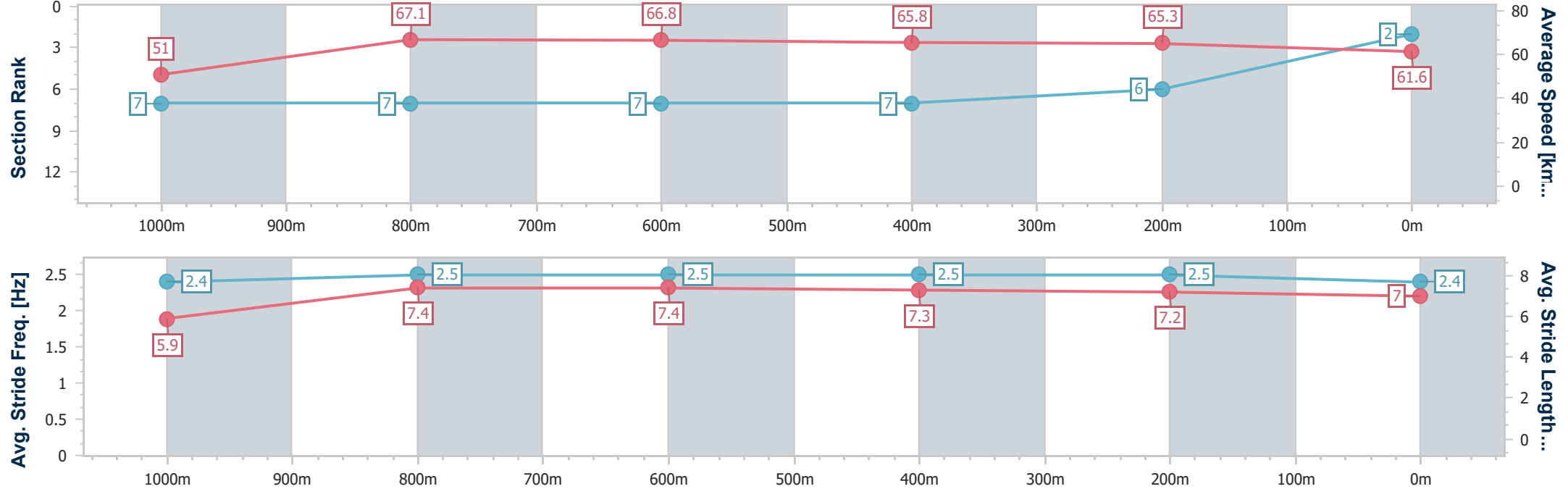
Horse/Jockey Name	Stateswoman
Final Rank	2
Fastest Section Time (Section)	0:10.77 (1000m)
Top Speed [km/h] (Section)	68.4 (1000m)
Race State	Finished



TownsvilleProfessional
Race 4: BELLE PROPERTY TOWNSVILLE RATINGS BAND 0 -
55 Handicap - 1200m
06 July 2025 - 13:51
Track Rating: Soft 5, Weather: Fine, Rail Position: +6m 1000-
W/Post; +3m Remainder of Course.



Section	Overall	1000m	800m	600m	400m	200m								
Section Times	1:09.79 [2] (0:14.16)	0:55.63 [7] (0:10.77)	0:44.86 [7] (0:10.92)	0:33.94 [7] (0:11.14)	0:22.80 [7] (0:11.12)	0:11.68 [6] (0:11.68)								
Average Speed [km/h]	51.0	67.1	66.8	65.8	65.3	61.6								
Top Speed [km/h]	65.6	68.4	67.8	66.7	66.0	63.2								
Avg. Dist. to Rail [m]	7.9	1.0	2.7	3.7	5.6	7.8								
Avg. Stride Freq. [Hz]	2.4	2.5	2.5	2.5	2.5	2.4								
Avg. Stride Length [m]	5.9	7.4	7.4	7.3	7.2	7.0								





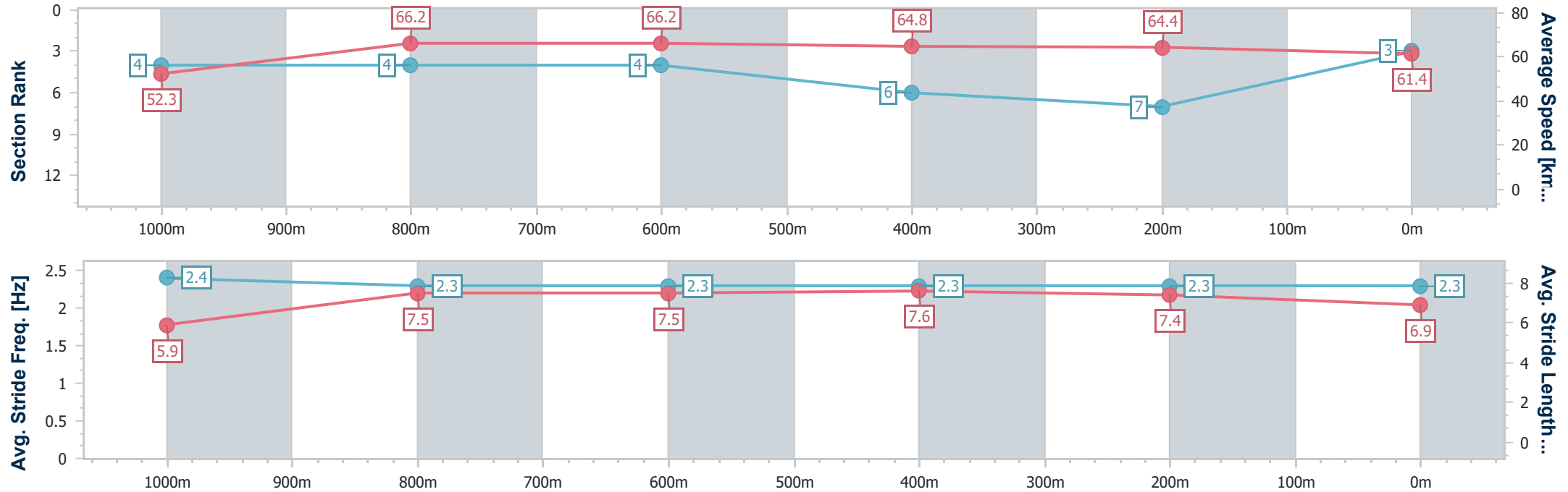
Horse/Jockey Name	Crafty Goddess
Final Rank	3
Fastest Section Time (Section)	0:10.90 (1000m)
Top Speed [km/h] (Section)	67.6 (Overall)
Race State	Finished



TownsvilleProfessional
Race 4: BELLE PROPERTY TOWNSVILLE RATINGS BAND 0 -
55 Handicap - 1200m
06 July 2025 - 13:51
Track Rating: Soft 5, Weather: Fine, Rail Position: +6m 1000-
W/Post; +3m Remainder of Course.



Section	Overall	1000m	800m	600m	400m	200m							
Section Times	1:09.90 [3] (0:13.77)	0:56.13 [4] (0:10.90)	0:45.23 [4] (0:11.02)	0:34.21 [4] (0:11.25)	0:22.96 [6] (0:11.20)	0:11.76 [7] (0:11.76)							
Average Speed [km/h]	52.3	66.2	66.2	64.8	64.4	61.4							
Top Speed [km/h]	67.6	67.3	66.7	66.2	65.6	63.2							
Avg. Dist. to Rail [m]	2.4	1.8	2.8	2.3	3.1	4.5							
Avg. Stride Freq. [Hz]	2.4	2.3	2.3	2.3	2.3	2.3							
Avg. Stride Length [m]	5.9	7.5	7.5	7.6	7.4	6.9							





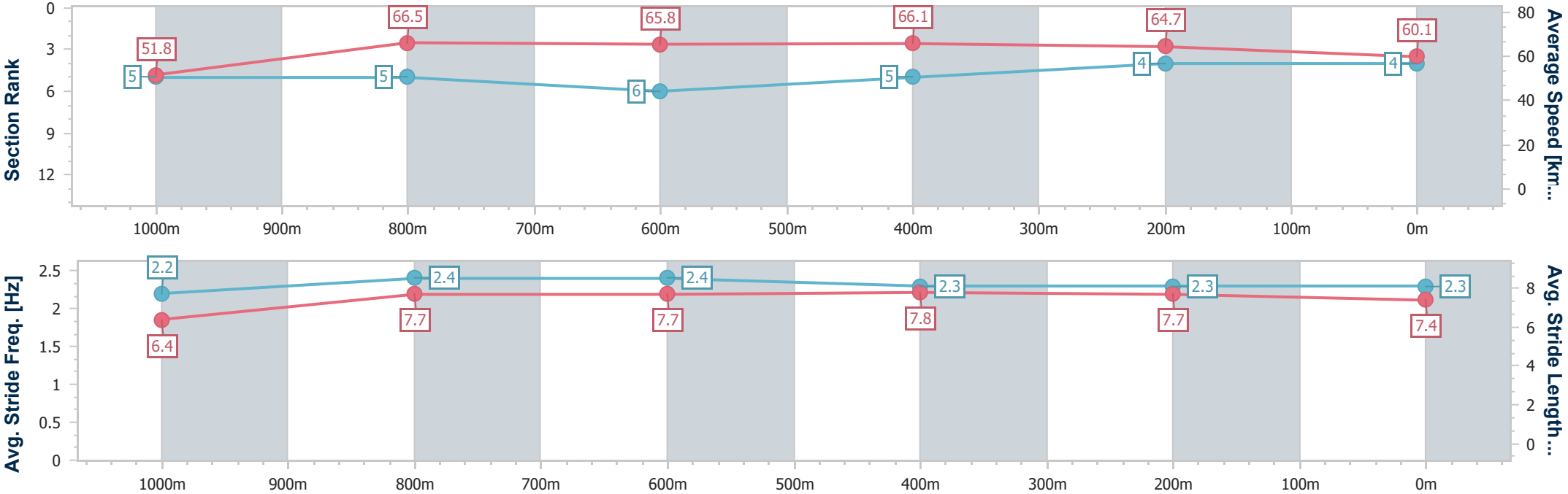
Horse/Jockey Name	War Council
Final Rank	4
Fastest Section Time (Section)	0:10.82 (1000m)
Top Speed [km/h] (Section)	69.0 (1000m)
Race State	Finished



TownsvilleProfessional
Race 4: BELLE PROPERTY TOWNSVILLE RATINGS BAND 0 -
55 Handicap - 1200m
06 July 2025 - 13:51
Track Rating: Soft 5, Weather: Fine, Rail Position: +6m 1000-
W/Post; +3m Remainder of Course.



Section	Overall	1000m	800m	600m	400m	200m								
Section Times	1:09.93 [4] (0:13.88)	0:56.05 [5] (0:10.82)	0:45.23 [5] (0:11.07)	0:34.16 [6] (0:11.02)	0:23.14 [5] (0:11.17)	0:11.97 [4] (0:11.97)								
Average Speed [km/h]	51.8	66.5	65.8	66.1	64.7	60.1								
Top Speed [km/h]	65.1	69.0	67.4	67.1	66.4	62.8								
Avg. Dist. to Rail [m]	3.2	1.3	2.2	2.3	3.5	5.6								
Avg. Stride Freq. [Hz]	2.2	2.4	2.4	2.3	2.3	2.3								
Avg. Stride Length [m]	6.4	7.7	7.7	7.8	7.7	7.4								





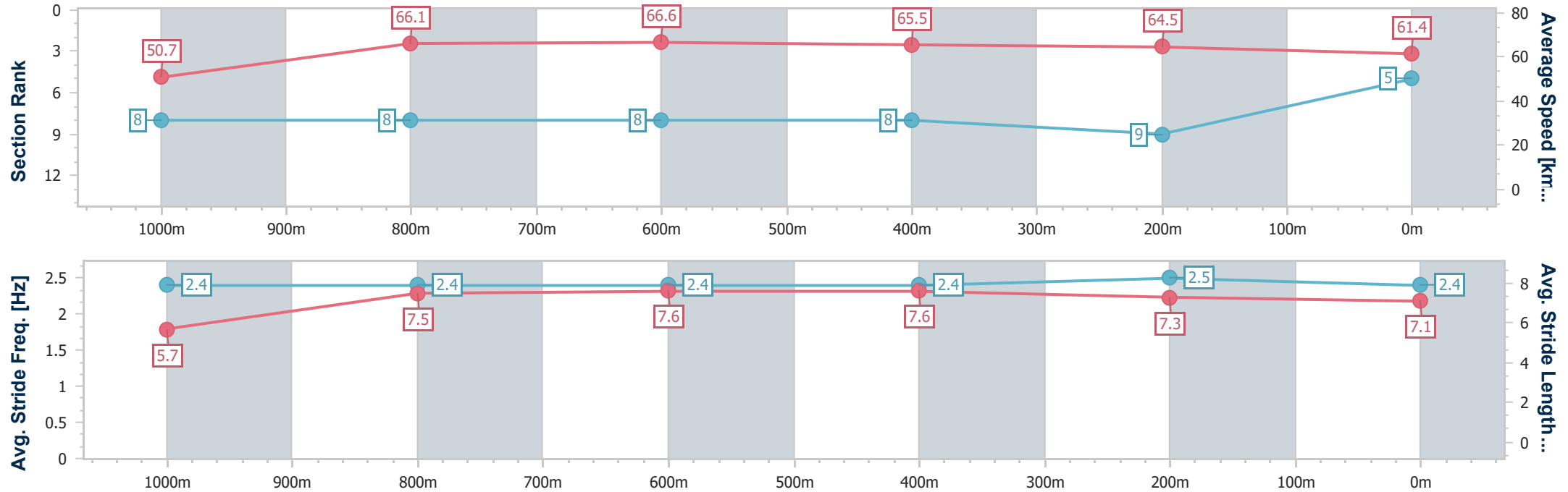
Horse/Jockey Name	Let's Ride
Final Rank	5
Fastest Section Time (Section)	0:10.85 (800m)
Top Speed [km/h] (Section)	68.1 (800m)
Race State	Finished



TownsvilleProfessional
Race 4: BELLE PROPERTY TOWNSVILLE RATINGS BAND 0 -
55 Handicap - 1200m
06 July 2025 - 13:51
Track Rating: Soft 5, Weather: Fine, Rail Position: +6m 1000-
W/Post; +3m Remainder of Course.



Section	Overall	1000m	800m	600m	400m	200m							
Section Times	1:09.97 [5] (0:14.20)	0:55.77 [8] (0:10.88)	0:44.89 [8] (0:10.85)	0:34.04 [8] (0:11.10)	0:22.94 [8] (0:11.20)	0:11.74 [9] (0:11.74)							
Average Speed [km/h]	50.7	66.1	66.6	65.5	64.5	61.4							
Top Speed [km/h]	64.9	66.9	68.1	66.8	65.4	63.6							
Avg. Dist. to Rail [m]	3.9	1.3	0.9	1.8	3.2	5.6							
Avg. Stride Freq. [Hz]	2.4	2.4	2.4	2.4	2.5	2.4							
Avg. Stride Length [m]	5.7	7.5	7.6	7.6	7.3	7.1							





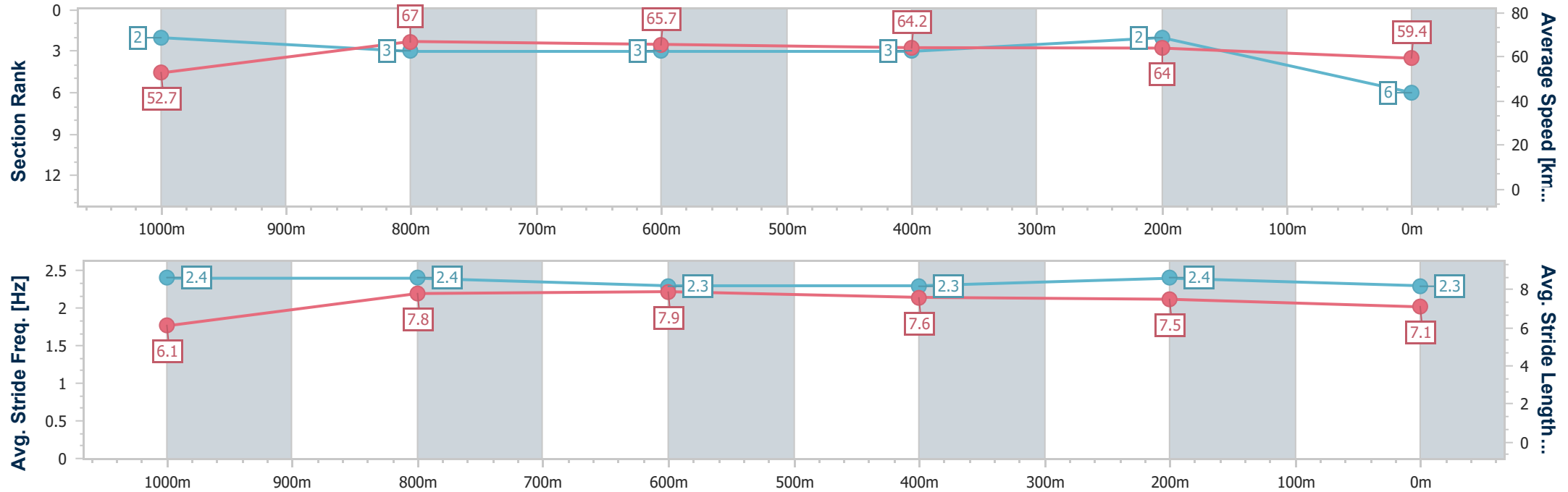
Horse/Jockey Name	Desert Moon
Final Rank	6
Fastest Section Time (Section)	0:10.73 (1000m)
Top Speed [km/h] (Section)	68.1 (1000m)
Race State	Finished



TownsvilleProfessional
Race 4: BELLE PROPERTY TOWNSVILLE RATINGS BAND 0 -
55 Handicap - 1200m
06 July 2025 - 13:51
Track Rating: Soft 5, Weather: Fine, Rail Position: +6m 1000-
W/Post; +3m Remainder of Course.



Section	Overall	1000m	800m	600m	400m	200m								
Section Times	1:10.04 [6] (0:13.66)	0:56.38 [2] (0:10.73)	0:45.65 [3] (0:11.03)	0:34.62 [3] (0:11.27)	0:23.35 [3] (0:11.24)	0:12.11 [2] (0:12.11)								
Average Speed [km/h]	52.7	67.0	65.7	64.2	64.0	59.4								
Top Speed [km/h]	67.8	68.1	67.5	65.1	65.4	62.4								
Avg. Dist. to Rail [m]	5.2	1.1	1.3	0.9	1.1	2.3								
Avg. Stride Freq. [Hz]	2.4	2.4	2.3	2.3	2.4	2.3								
Avg. Stride Length [m]	6.1	7.8	7.9	7.6	7.5	7.1								





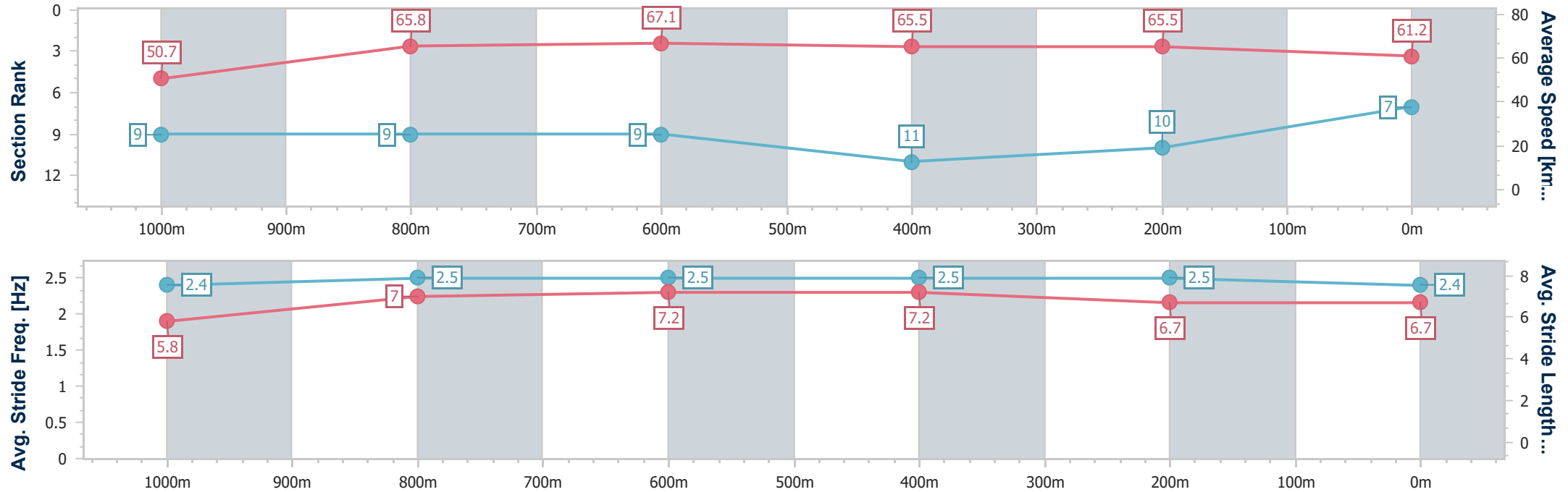
Horse/Jockey Name	Elleves
Final Rank	7
Fastest Section Time (Section)	0:10.93 (800m)
Top Speed [km/h] (Section)	68.8 (1000m)
Race State	Finished



TownsvilleProfessional
Race 4: BELLE PROPERTY TOWNSVILLE RATINGS BAND 0 -
55 Handicap - 1200m
06 July 2025 - 13:51
Track Rating: Soft 5, Weather: Fine, Rail Position: +6m 1000-
W/Post; +3m Remainder of Course.



Section	Overall	1000m	800m	600m	400m	200m							
Section Times	1:10.13 [7] (0:14.21)	0:55.92 [9] (0:10.99)	0:44.93 [9] (0:10.93)	0:34.00 [9] (0:11.19)	0:22.81 [11] (0:11.05)	0:11.76 [10] (0:11.76)							
Average Speed [km/h]	50.7	65.8	67.1	65.5	65.5	61.2							
Top Speed [km/h]	64.3	68.8	68.8	66.7	66.5	63.9							
Avg. Dist. to Rail [m]	6.2	1.5	3.7	3.9	3.4	6.3							
Avg. Stride Freq. [Hz]	2.4	2.5	2.5	2.5	2.5	2.4							
Avg. Stride Length [m]	5.8	7.0	7.2	7.2	6.7	6.7							





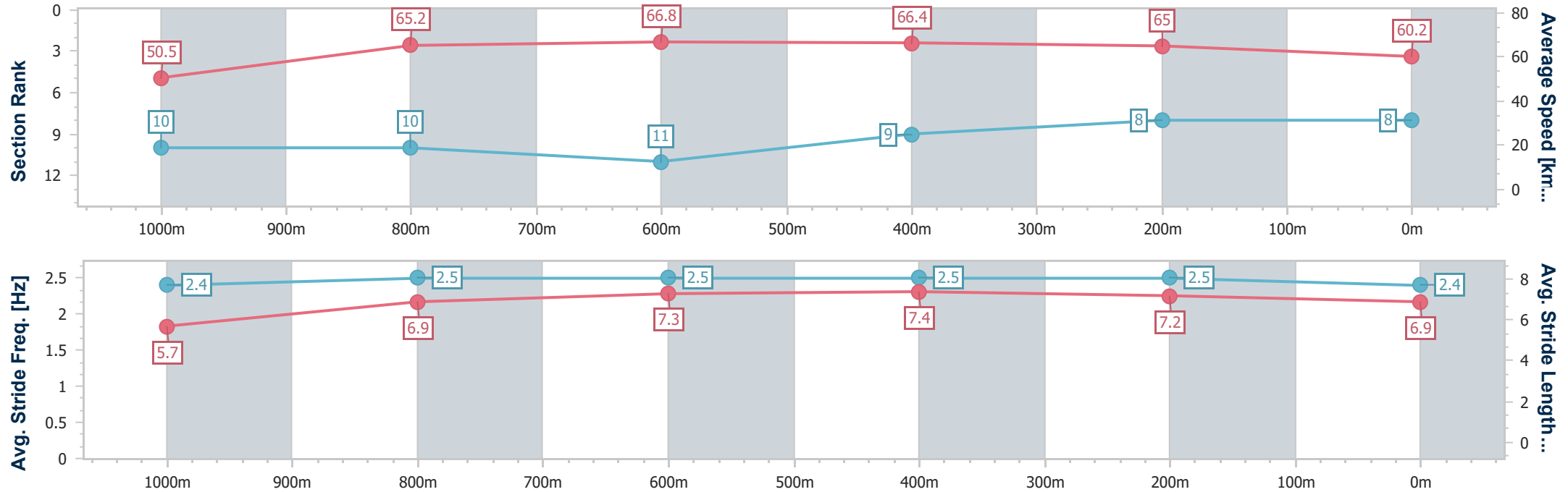
Horse/Jockey Name	Faith Over Fear
Final Rank	8
Fastest Section Time (Section)	0:10.84 (800m)
Top Speed [km/h] (Section)	68.1 (600m)
Race State	Finished



TownsvilleProfessional
Race 4: BELLE PROPERTY TOWNSVILLE RATINGS BAND 0 -
55 Handicap - 1200m
06 July 2025 - 13:51
Track Rating: Soft 5, Weather: Fine, Rail Position: +6m 1000-
W/Post; +3m Remainder of Course.



Section	Overall	1000m	800m	600m	400m	200m							
Section Times	1:10.15 [8] (0:14.35)	0:55.80 [10] (0:11.00)	0:44.80 [10] (0:10.84)	0:33.96 [11] (0:10.88)	0:23.08 [9] (0:11.10)	0:11.98 [8] (0:11.98)							
Average Speed [km/h]	50.5	65.2	66.8	66.4	65.0	60.2							
Top Speed [km/h]	65.7	67.3	68.0	68.1	66.5	63.0							
Avg. Dist. to Rail [m]	6.2	1.1	0.9	1.0	1.4	1.9							
Avg. Stride Freq. [Hz]	2.4	2.5	2.5	2.5	2.5	2.4							
Avg. Stride Length [m]	5.7	6.9	7.3	7.4	7.2	6.9							





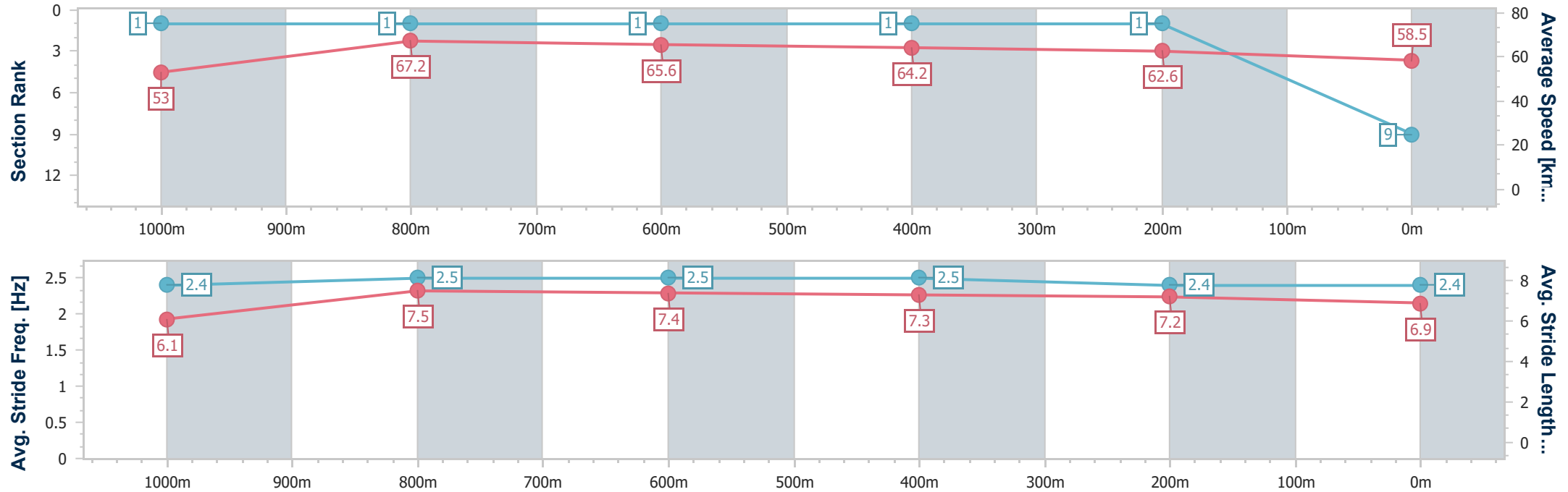
Horse/Jockey Name	Just For Pleasure
Final Rank	9
Fastest Section Time (Section)	0:10.57 (1000m)
Top Speed [km/h] (Section)	68.0 (1000m)
Race State	Finished



TownsvilleProfessional
Race 4: BELLE PROPERTY TOWNSVILLE RATINGS BAND 0 -
55 Handicap - 1200m
06 July 2025 - 13:51
Track Rating: Soft 5, Weather: Fine, Rail Position: +6m 1000-
W/Post; +3m Remainder of Course.



Section	Overall	1000m	800m	600m	400m	200m							
Section Times	1:10.17 [9] (0:13.56)	0:56.61 [1] (0:10.57)	0:46.04 [1] (0:10.97)	0:35.07 [1] (0:11.25)	0:23.82 [1] (0:11.49)	0:12.33 [1] (0:12.33)							
Average Speed [km/h]	53.0	67.2	65.6	64.2	62.6	58.5							
Top Speed [km/h]	68.0	68.0	67.5	65.2	64.5	62.5							
Avg. Dist. to Rail [m]	3.7	2.6	0.7	0.8	1.1	1.6							
Avg. Stride Freq. [Hz]	2.4	2.5	2.5	2.5	2.4	2.4							
Avg. Stride Length [m]	6.1	7.5	7.4	7.3	7.2	6.9							





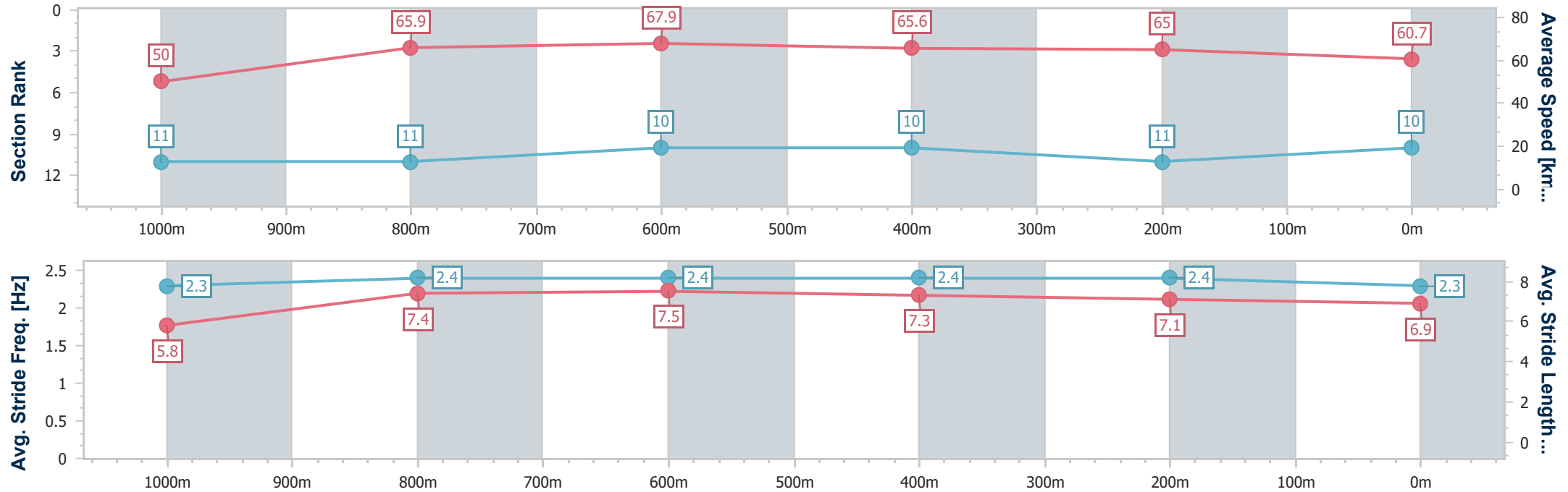
Horse/Jockey Name	Livewire Lass
Final Rank	10
Fastest Section Time (Section)	0:10.72 (800m)
Top Speed [km/h] (Section)	69.3 (800m)
Race State	Finished



TownsvilleProfessional
Race 4: BELLE PROPERTY TOWNSVILLE RATINGS BAND 0 -
55 Handicap - 1200m
06 July 2025 - 13:51
Track Rating: Soft 5, Weather: Fine, Rail Position: +6m 1000-
W/Post; +3m Remainder of Course.



Section	Overall	1000m	800m	600m	400m	200m							
Section Times	1:10.29 [10] (0:14.43)	0:55.86 [11] (0:11.02)	0:44.84 [11] (0:10.72)	0:34.12 [10] (0:11.12)	0:23.00 [10] (0:11.14)	0:11.86 [11] (0:11.86)							
Average Speed [km/h]	50.0	65.9	67.9	65.6	65.0	60.7							
Top Speed [km/h]	65.3	69.2	69.3	67.3	65.9	63.5							
Avg. Dist. to Rail [m]	7.1	1.8	2.3	3.0	6.3	9.5							
Avg. Stride Freq. [Hz]	2.3	2.4	2.4	2.4	2.4	2.3							
Avg. Stride Length [m]	5.8	7.4	7.5	7.3	7.1	6.9							





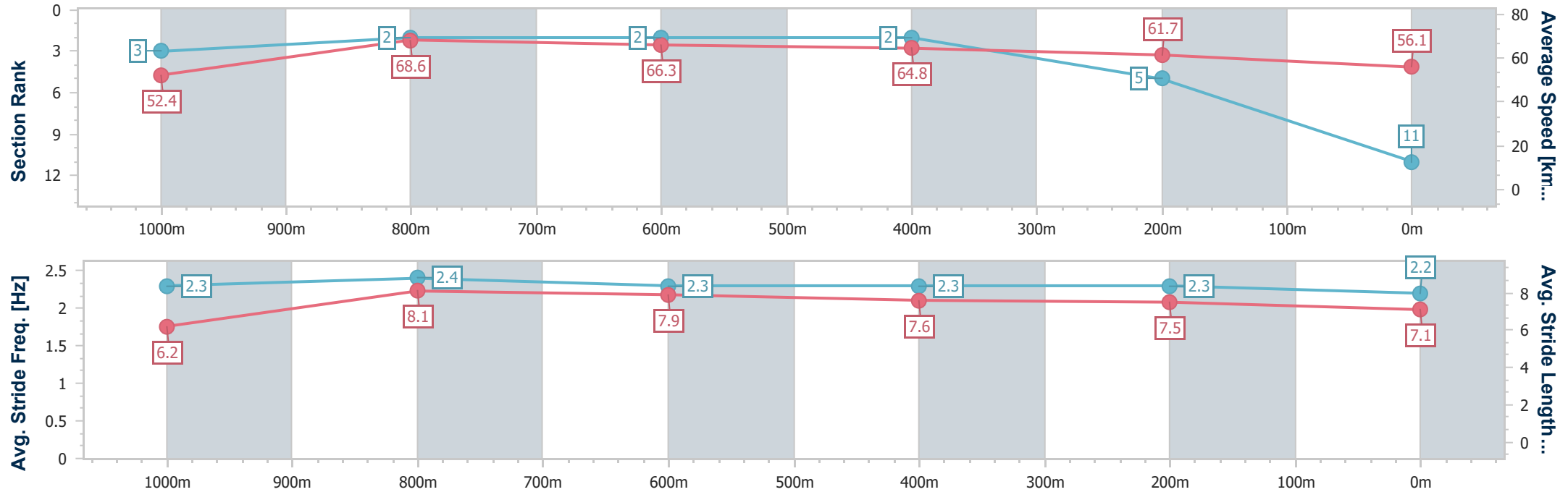
Horse/Jockey Name	Hit Snooze
Final Rank	11
Fastest Section Time (Section)	0:10.50 (1000m)
Top Speed [km/h] (Section)	69.1 (1000m)
Race State	Finished



TownsvilleProfessional
Race 4: BELLE PROPERTY TOWNSVILLE RATINGS BAND 0 -
55 Handicap - 1200m
06 July 2025 - 13:51
Track Rating: Soft 5, Weather: Fine, Rail Position: +6m 1000-
W/Post; +3m Remainder of Course.



Section	Overall	1000m	800m	600m	400m	200m								
Section Times	1:10.95 [11] (0:13.74)	0:57.21 [3] (0:10.50)	0:46.71 [2] (0:10.92)	0:35.79 [2] (0:11.22)	0:24.57 [2] (0:11.72)	0:12.85 [5] (0:12.85)								
Average Speed [km/h]	52.4	68.6	66.3	64.8	61.7	56.1								
Top Speed [km/h]	68.5	69.1	67.7	66.3	63.5	59.9								
Avg. Dist. to Rail [m]	5.7	0.7	1.3	2.0	2.7	3.5								
Avg. Stride Freq. [Hz]	2.3	2.4	2.3	2.3	2.3	2.2								
Avg. Stride Length [m]	6.2	8.1	7.9	7.6	7.5	7.1								





TownsvilleProfessional

Race 5: LADBROKES BET TICKER Class 6 Handicap - 1200m

06 July 2025 - 14:33



Track Rating: Soft 5, Weather: Fine, Rail Position: +6m 1000-W/Post; +3m Remainder of Course.

Section						Overall	1000m	800m	600m	400m	200m	Last 600m	
Field Times						1:09.68 (0:13.97)	0:55.71 (0:10.80)	0:44.91 (0:10.79)	0:34.12 (0:11.01)	0:23.11 (0:11.33)	0:11.78 (0:11.78)	0:34.12	
Rank	TAB	Horse/Jockey	Barrier	Top Speed [km/h]	Fastest Section							Margin	Distance Travelled [m]
1	9	CHARTWELL	4	68.7	0:10.63	1:09.68 [1]	0:55.30 [6]	0:44.39 [6]	0:33.76 [5]	0:22.96 [4]	0:11.64 [3]	1:09.68	0:33.76
		Olivia Kendal		800m	800m	(0:14.38)	(0:10.91)	(0:10.63)	(0:10.80)	(0:11.32)	(0:11.64)		
2	10	PENNYPACKER	8	68.8	0:10.64	1:09.72 [2]	0:55.18 [7]	0:44.29 [7]	0:33.65 [7]	0:22.77 [8]	0:11.60 [4]	0.24L	0:33.65 +9
		Nathan Thomas		800m	800m	(0:14.54)	(0:10.89)	(0:10.64)	(0:10.88)	(0:11.17)	(0:11.60)		
3	1	LE MELODY	6	69.2	0:10.65	1:09.77 [3]	0:55.50 [3]	0:44.58 [4]	0:33.93 [4]	0:22.99 [5]	0:11.75 [2]	0.54L	0:33.93 +13
		Gabrielle Semmens		800m	800m	(0:14.27)	(0:10.92)	(0:10.65)	(0:10.94)	(0:11.24)	(0:11.75)		
4	3	ARMOUR FORCE	10	69.2	0:10.67	1:09.79 [4]	0:55.02 [9]	0:44.09 [10]	0:33.42 [10]	0:22.72 [10]	0:11.66 [6]	0.65L	0:33.42 +10
		Ryan Wiggins		800m	800m	(0:14.77)	(0:10.93)	(0:10.67)	(0:10.70)	(0:11.06)	(0:11.66)		
5	6	TURN BIRD	5	68.0	0:10.77	1:09.83 [5]	0:55.76 [2]	0:44.97 [2]	0:34.20 [2]	0:23.26 [1]	0:11.93 [1]	0.86L	0:34.20 +8
		Jackson Murphy		800m	800m	(0:14.07)	(0:10.79)	(0:10.77)	(0:10.94)	(0:11.33)	(0:11.93)		
6	5	RUSSIAN MINT	11	69.0	0:10.62	1:09.92 [6]	0:55.05 [10]	0:44.22 [9]	0:33.60 [9]	0:22.89 [9]	0:11.55 [9]	1.39L	0:33.60 +8
		Ashley Butler		600m	800m	(0:14.87)	(0:10.83)	(0:10.62)	(0:10.71)	(0:11.34)	(0:11.55)		
7	4	HIGHBAR	3	67.8	0:10.70	1:09.96 [7]	0:55.61 [5]	0:44.72 [5]	0:34.02 [6]	0:23.04 [7]	0:11.75 [7]	1.66L	0:34.02 +2
		Graham Kliese		800m	800m	(0:14.35)	(0:10.89)	(0:10.70)	(0:10.98)	(0:11.29)	(0:11.75)		
8	11	SPIRIT OF GIVING	9	69.9	0:10.59	1:10.34 [8]	0:55.75 [8]	0:44.81 [8]	0:34.22 [8]	0:23.44 [6]	0:12.09 [8]	3.87L	0:34.22 +11
		Jason Taylor		800m	800m	(0:14.59)	(0:10.94)	(0:10.59)	(0:10.78)	(0:11.35)	(0:12.09)		
9	7	NORTHERNONTAP	2	68.0	0:10.79	1:10.83 [9]	0:56.86 [1]	0:46.06 [1]	0:35.27 [1]	0:24.15 [2]	0:12.44 [10]	6.79L	0:35.27 +2
		Justin Stanley		1000m	800m	(0:13.97)	(0:10.80)	(0:10.79)	(0:11.12)	(0:11.71)	(0:12.44)		
10	2	REGGIE'S BOY	7	69.8	0:10.65	1:11.04 [10]	0:56.76 [4]	0:46.04 [3]	0:35.39 [3]	0:24.33 [3]	0:12.92 [5]	8L	0:35.39 +13
		Micheal McDonald		800m	800m	(0:14.28)	(0:10.72)	(0:10.65)	(0:11.06)	(0:11.41)	(0:12.92)		

Scratched: Head Honcho (#8)



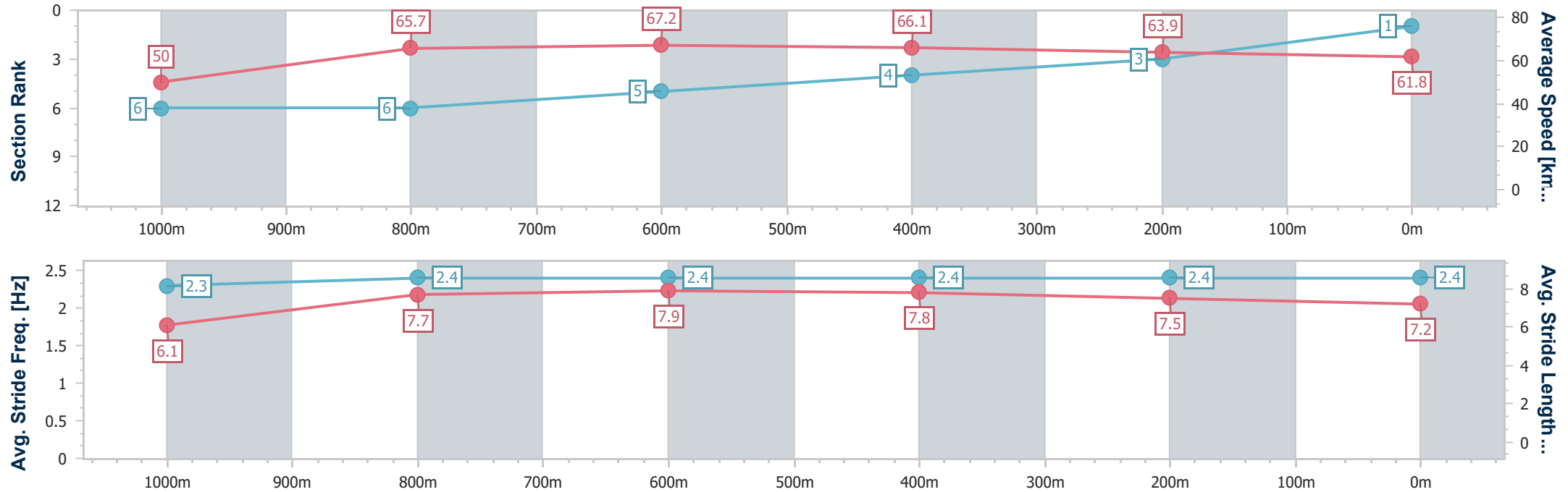
Horse/Jockey Name	Chartwell
Final Rank	1
Fastest Section Time (Section)	0:10.63 (800m)
Top Speed [km/h] (Section)	68.7 (800m)
Race State	Finished



Townsville Professional
Race 5: LADBROKES BET TICKER Class 6 Handicap - 1200m
06 July 2025 - 14:33
Track Rating: Soft 5, Weather: Fine, Rail Position: +6m 1000-
W/Post; +3m Remainder of Course.



Section	Overall	1000m	800m	600m	400m	200m							
Section Times	1:09.68 [1] (0:14.38)	0:55.30 [6] (0:10.91)	0:44.39 [6] (0:10.63)	0:33.76 [5] (0:10.80)	0:22.96 [4] (0:11.32)	0:11.64 [3] (0:11.64)							
Average Speed [km/h]	50.0	65.7	67.2	66.1	63.9	61.8							
Top Speed [km/h]	65.7	67.6	68.7	67.4	65.9	63.8							
Avg. Dist. to Rail [m]	3.4	1.0	1.4	1.5	1.6	2.4							
Avg. Stride Freq. [Hz]	2.3	2.4	2.4	2.4	2.4	2.4							
Avg. Stride Length [m]	6.1	7.7	7.9	7.8	7.5	7.2							





Horse/Jockey Name	Pennypacker
Final Rank	2
Fastest Section Time (Section)	0:10.64 (800m)
Top Speed [km/h] (Section)	68.8 (800m)
Race State	Finished



TownsvilleProfessional

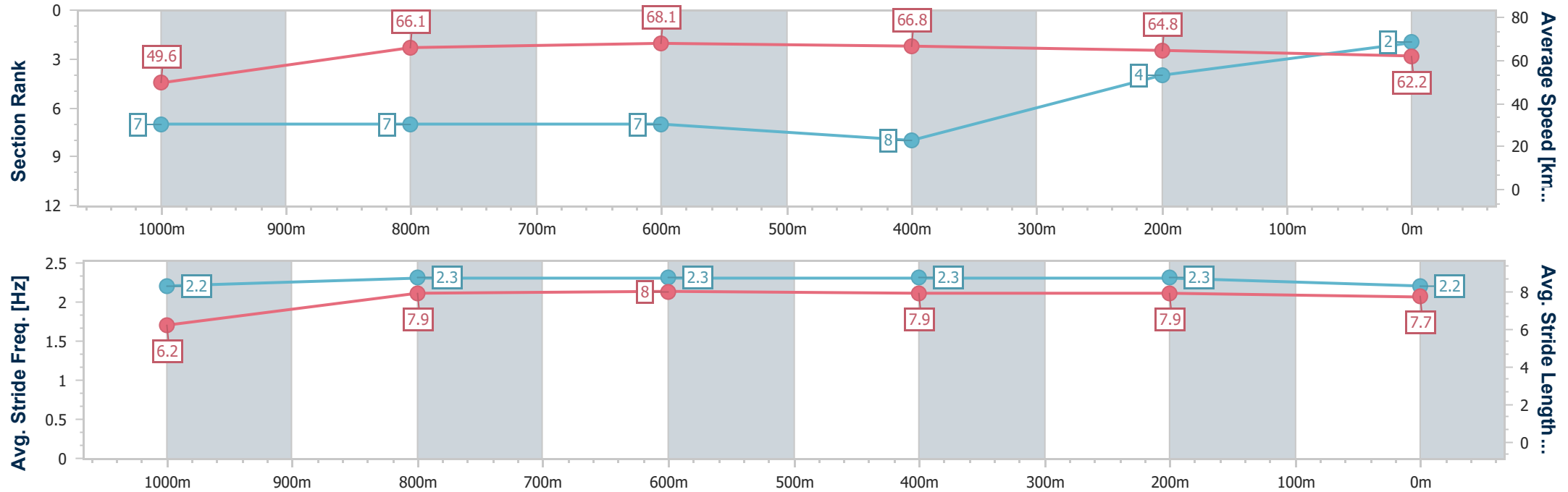
Race 5: LADBROKES BET TICKER Class 6 Handicap - 1200m

06 July 2025 - 14:33

Track Rating: Soft 5, Weather: Fine, Rail Position: +6m 1000-
W/Post; +3m Remainder of Course.



Section	Overall	1000m	800m	600m	400m	200m							
Section Times	1:09.72 [2] (0:14.54)	0:55.18 [7] (0:10.89)	0:44.29 [7] (0:10.64)	0:33.65 [7] (0:10.88)	0:22.77 [8] (0:11.17)	0:11.60 [4] (0:11.60)							
Average Speed [km/h]	49.6	66.1	68.1	66.8	64.8	62.2							
Top Speed [km/h]	64.5	67.5	68.8	68.0	65.4	64.1							
Avg. Dist. to Rail [m]	5.5	1.1	1.5	2.1	3.5	4.5							
Avg. Stride Freq. [Hz]	2.2	2.3	2.3	2.3	2.3	2.2							
Avg. Stride Length [m]	6.2	7.9	8.0	7.9	7.9	7.7							





Horse/Jockey Name	Le Melody
Final Rank	3
Fastest Section Time (Section)	0:10.65 (800m)
Top Speed [km/h] (Section)	69.2 (800m)
Race State	Finished



TownsvilleProfessional

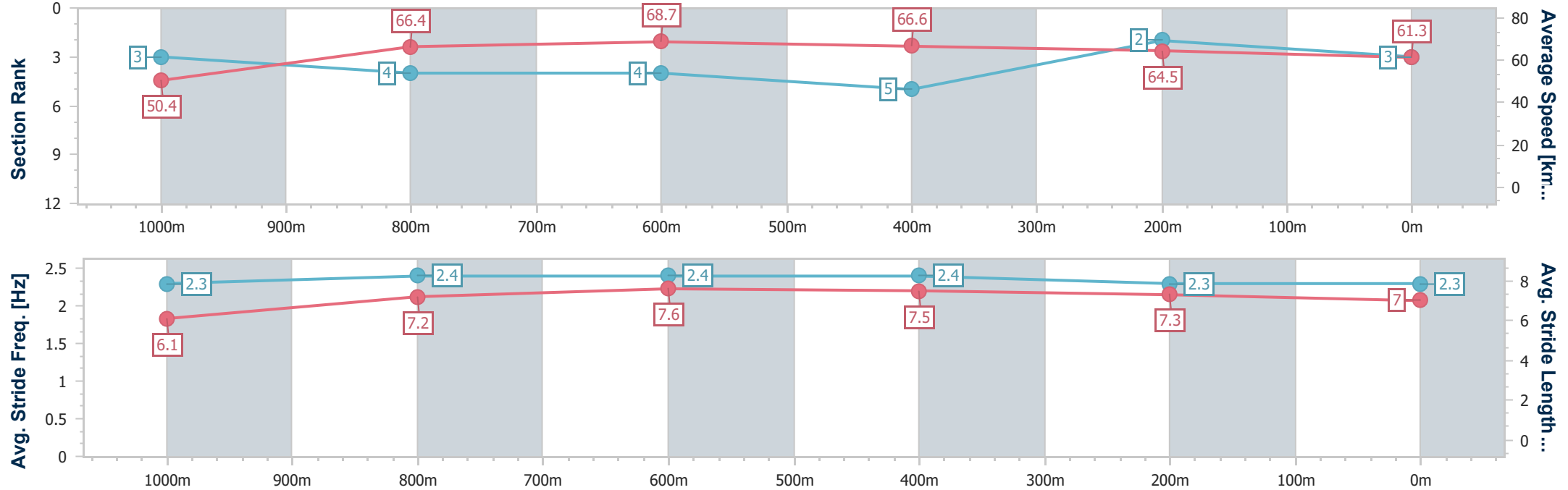
Race 5: LADBROKES BET TICKER Class 6 Handicap - 1200m

06 July 2025 - 14:33

Track Rating: Soft 5, Weather: Fine, Rail Position: +6m 1000-
W/Post; +3m Remainder of Course.



Section	Overall	1000m	800m	600m	400m	200m							
Section Times	1:09.77 [3] (0:14.27)	0:55.50 [3] (0:10.92)	0:44.58 [4] (0:10.65)	0:33.93 [4] (0:10.94)	0:22.99 [5] (0:11.24)	0:11.75 [2] (0:11.75)							
Average Speed [km/h]	50.4	66.4	68.7	66.6	64.5	61.3							
Top Speed [km/h]	64.9	68.2	69.2	67.7	65.1	63.8							
Avg. Dist. to Rail [m]	5.2	1.9	2.9	2.8	5.1	6.4							
Avg. Stride Freq. [Hz]	2.3	2.4	2.4	2.4	2.3	2.3							
Avg. Stride Length [m]	6.1	7.2	7.6	7.5	7.3	7.0							





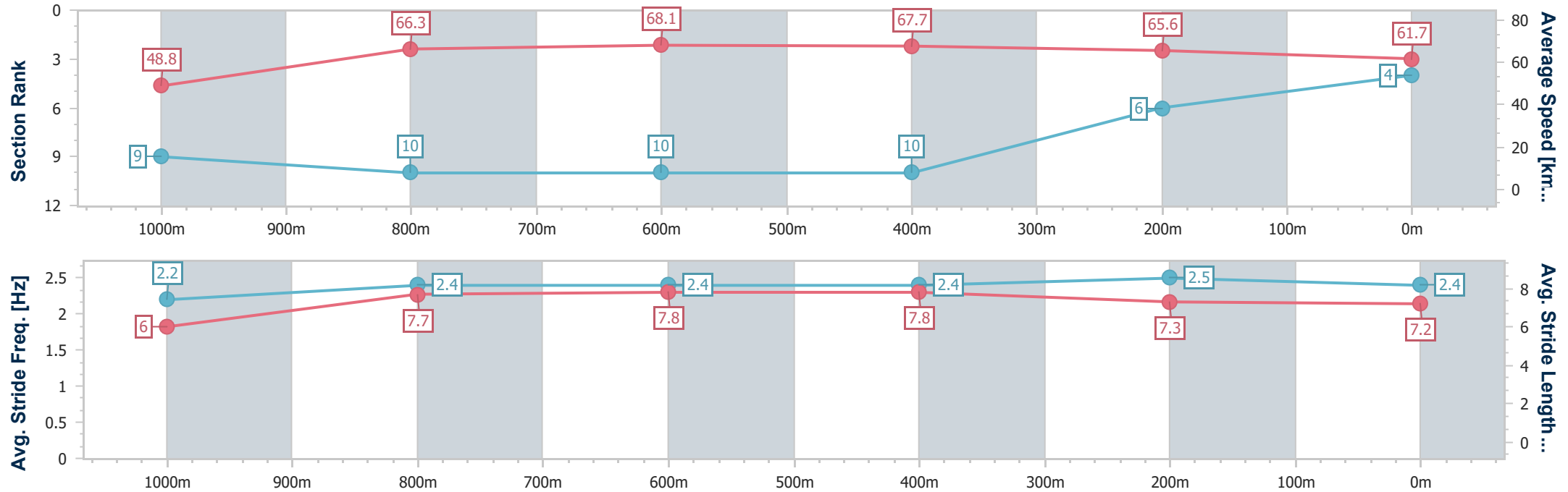
Horse/Jockey Name	Armour Force
Final Rank	4
Fastest Section Time (Section)	0:10.67 (800m)
Top Speed [km/h] (Section)	69.2 (800m)
Race State	Finished



TownsvilleProfessional
Race 5: LADBROKES BET TICKER Class 6 Handicap - 1200m
06 July 2025 - 14:33
Track Rating: Soft 5, Weather: Fine, Rail Position: +6m 1000-
W/Post; +3m Remainder of Course.



Section	Overall	1000m	800m	600m	400m	200m							
Section Times	1:09.79 [4] (0:14.77)	0:55.02 [9] (0:10.93)	0:44.09 [10] (0:10.67)	0:33.42 [10] (0:10.70)	0:22.72 [10] (0:11.06)	0:11.66 [6] (0:11.66)							
Average Speed [km/h]	48.8	66.3	68.1	67.7	65.6	61.7							
Top Speed [km/h]	64.3	68.0	69.2	68.8	67.5	65.2							
Avg. Dist. to Rail [m]	7.1	1.6	2.0	1.1	6.0	7.8							
Avg. Stride Freq. [Hz]	2.2	2.4	2.4	2.4	2.5	2.4							
Avg. Stride Length [m]	6.0	7.7	7.8	7.8	7.3	7.2							





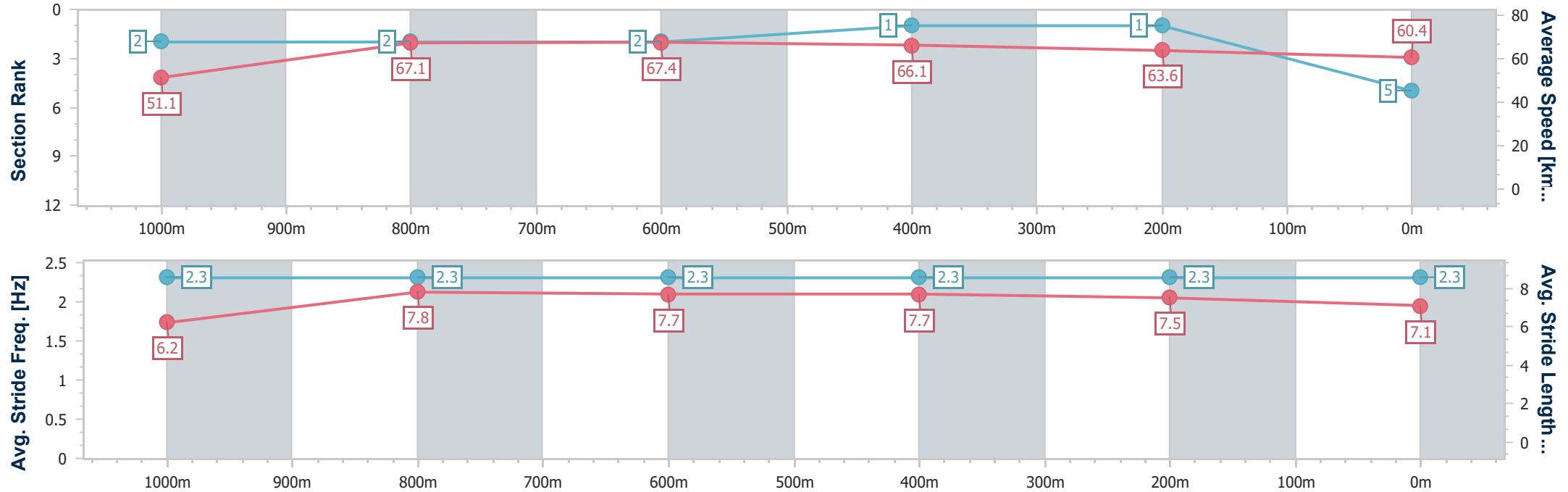
Horse/Jockey Name	Turn Bird
Final Rank	5
Fastest Section Time (Section)	0:10.77 (800m)
Top Speed [km/h] (Section)	68.0 (800m)
Race State	Finished



Townsville Professional
Race 5: LADBROKES BET TICKER Class 6 Handicap - 1200m
06 July 2025 - 14:33
Track Rating: Soft 5, Weather: Fine, Rail Position: +6m 1000-
W/Post; +3m Remainder of Course.



Section	Overall	1000m	800m	600m	400m	200m							
Section Times	1:09.83 [5] (0:14.07)	0:55.76 [2] (0:10.79)	0:44.97 [2] (0:10.77)	0:34.20 [2] (0:10.94)	0:23.26 [1] (0:11.33)	0:11.93 [1] (0:11.93)							
Average Speed [km/h]	51.1	67.1	67.4	66.1	63.6	60.4							
Top Speed [km/h]	65.9	67.9	68.0	67.6	65.8	63.0							
Avg. Dist. to Rail [m]	4.1	1.5	2.1	0.8	1.0	2.1							
Avg. Stride Freq. [Hz]	2.3	2.3	2.3	2.3	2.3	2.3							
Avg. Stride Length [m]	6.2	7.8	7.7	7.7	7.5	7.1							





Horse/Jockey Name	Russian Mint
Final Rank	6
Fastest Section Time (Section)	0:10.62 (800m)
Top Speed [km/h] (Section)	69.0 (600m)
Race State	Finished



TownsvilleProfessional

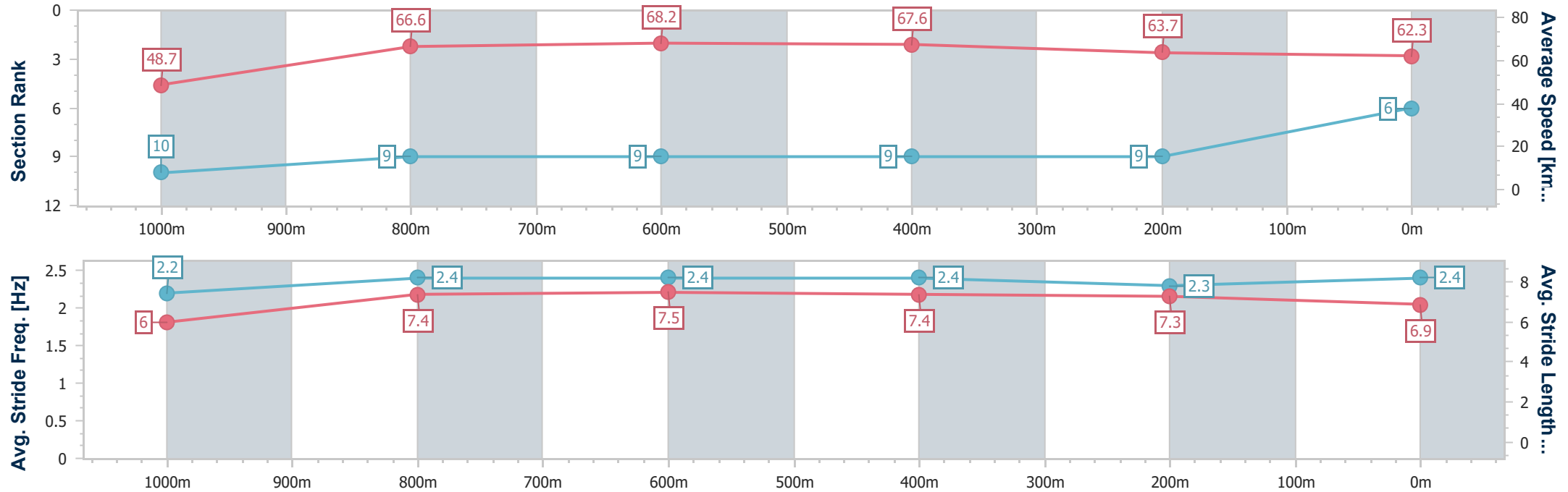
Race 5: LADBROKES BET TICKER Class 6 Handicap - 1200m

06 July 2025 - 14:33

Track Rating: Soft 5, Weather: Fine, Rail Position: +6m 1000-
W/Post; +3m Remainder of Course.



Section	Overall	1000m	800m	600m	400m	200m							
Section Times	1:09.92 [6] (0:14.87)	0:55.05 [10] (0:10.83)	0:44.22 [9] (0:10.62)	0:33.60 [9] (0:10.71)	0:22.89 [9] (0:11.34)	0:11.55 [9] (0:11.55)							
Average Speed [km/h]	48.7	66.6	68.2	67.6	63.7	62.3							
Top Speed [km/h]	65.6	67.0	68.9	69.0	65.1	65.0							
Avg. Dist. to Rail [m]	7.3	1.3	1.5	1.0	4.6	8.6							
Avg. Stride Freq. [Hz]	2.2	2.4	2.4	2.4	2.3	2.4							
Avg. Stride Length [m]	6.0	7.4	7.5	7.4	7.3	6.9							





Horse/Jockey Name	Highbar
Final Rank	7
Fastest Section Time (Section)	0:10.70 (800m)
Top Speed [km/h] (Section)	67.8 (800m)
Race State	Finished



TownsvilleProfessional

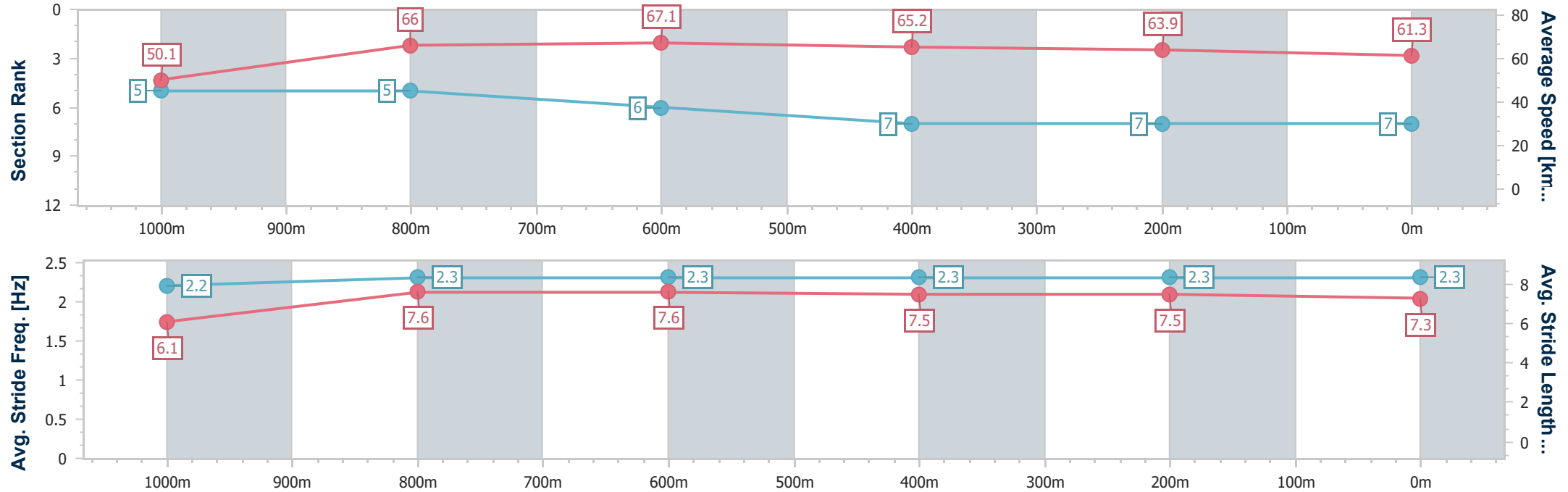
Race 5: LADBROKES BET TICKER Class 6 Handicap - 1200m

06 July 2025 - 14:33

Track Rating: Soft 5, Weather: Fine, Rail Position: +6m 1000-
W/Post; +3m Remainder of Course.



Section	Overall	1000m	800m	600m	400m	200m							
Section Times	1:09.96 [7] (0:14.35)	0:55.61 [5] (0:10.89)	0:44.72 [5] (0:10.70)	0:34.02 [6] (0:10.98)	0:23.04 [7] (0:11.29)	0:11.75 [7] (0:11.75)							
Average Speed [km/h]	50.1	66.0	67.1	65.2	63.9	61.3							
Top Speed [km/h]	66.1	66.7	67.8	66.5	64.5	63.6							
Avg. Dist. to Rail [m]	3.0	0.7	0.6	1.0	1.6	0.9							
Avg. Stride Freq. [Hz]	2.2	2.3	2.3	2.3	2.3	2.3							
Avg. Stride Length [m]	6.1	7.6	7.6	7.5	7.5	7.3							





Horse/Jockey Name	Spirit Of Giving
Final Rank	8
Fastest Section Time (Section)	0:10.59 (800m)
Top Speed [km/h] (Section)	69.9 (800m)
Race State	Finished



TownsvilleProfessional

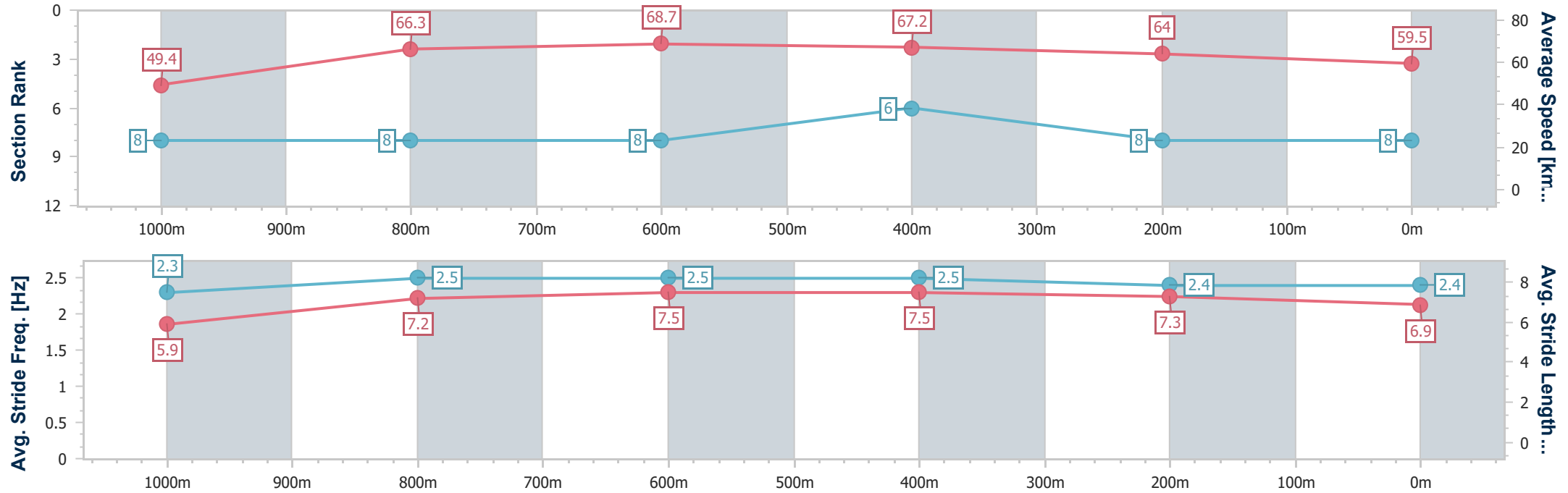
Race 5: LADBROKES BET TICKER Class 6 Handicap - 1200m

06 July 2025 - 14:33

Track Rating: Soft 5, Weather: Fine, Rail Position: +6m 1000-
W/Post; +3m Remainder of Course.



Section	Overall	1000m	800m	600m	400m	200m							
Section Times	1:10.34 [8] (0:14.59)	0:55.75 [8] (0:10.94)	0:44.81 [8] (0:10.59)	0:34.22 [8] (0:10.78)	0:23.44 [6] (0:11.35)	0:12.09 [8] (0:12.09)							
Average Speed [km/h]	49.4	66.3	68.7	67.2	64.0	59.5							
Top Speed [km/h]	64.3	67.4	69.9	68.6	66.0	62.1							
Avg. Dist. to Rail [m]	6.6	1.7	2.1	1.4	6.2	7.1							
Avg. Stride Freq. [Hz]	2.3	2.5	2.5	2.5	2.4	2.4							
Avg. Stride Length [m]	5.9	7.2	7.5	7.5	7.3	6.9							





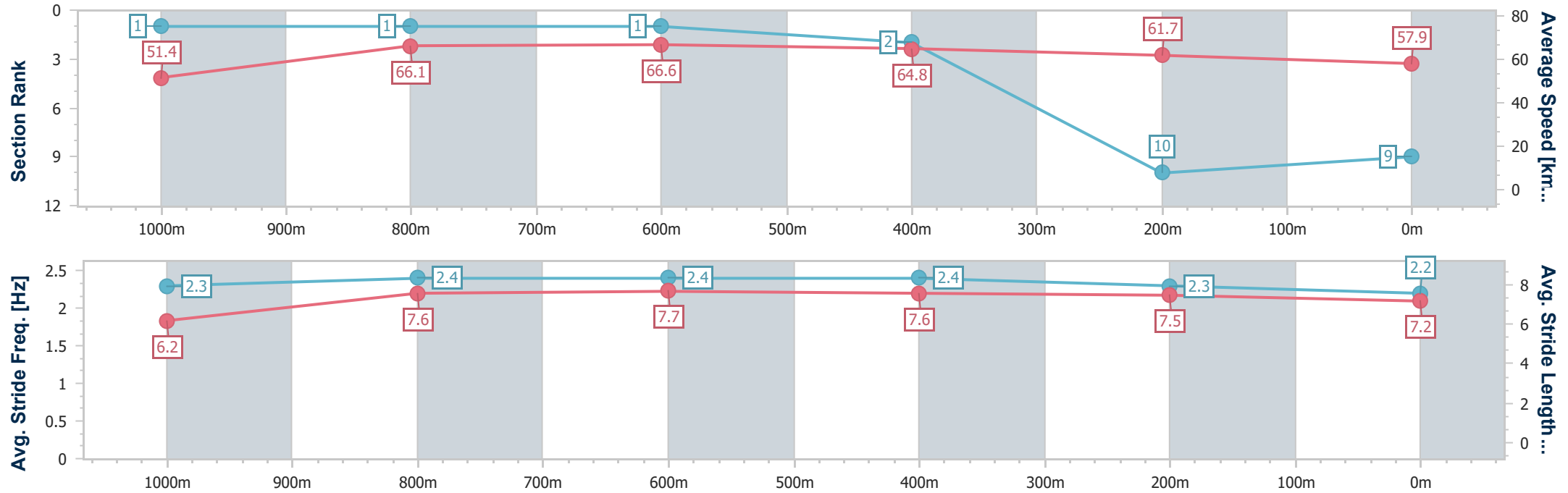
Horse/Jockey Name	Northernontap
Final Rank	9
Fastest Section Time (Section)	0:10.79 (800m)
Top Speed [km/h] (Section)	68.0 (1000m)
Race State	Finished



TownsvilleProfessional
Race 5: LADBROKES BET TICKER Class 6 Handicap - 1200m
06 July 2025 - 14:33
Track Rating: Soft 5, Weather: Fine, Rail Position: +6m 1000-
W/Post; +3m Remainder of Course.



Section	Overall	1000m	800m	600m	400m	200m							
Section Times	1:10.83 [9] (0:13.97)	0:56.86 [1] (0:10.80)	0:46.06 [1] (0:10.79)	0:35.27 [1] (0:11.12)	0:24.15 [2] (0:11.71)	0:12.44 [10] (0:12.44)							
Average Speed [km/h]	51.4	66.1	66.6	64.8	61.7	57.9							
Top Speed [km/h]	66.6	68.0	67.7	67.5	63.2	60.2							
Avg. Dist. to Rail [m]	2.6	1.6	0.2	0.4	1.4	1.8							
Avg. Stride Freq. [Hz]	2.3	2.4	2.4	2.4	2.3	2.2							
Avg. Stride Length [m]	6.2	7.6	7.7	7.6	7.5	7.2							





Horse/Jockey Name	Reggie's Boy
Final Rank	10
Fastest Section Time (Section)	0:10.65 (800m)
Top Speed [km/h] (Section)	69.8 (800m)
Race State	Finished



TownsvilleProfessional

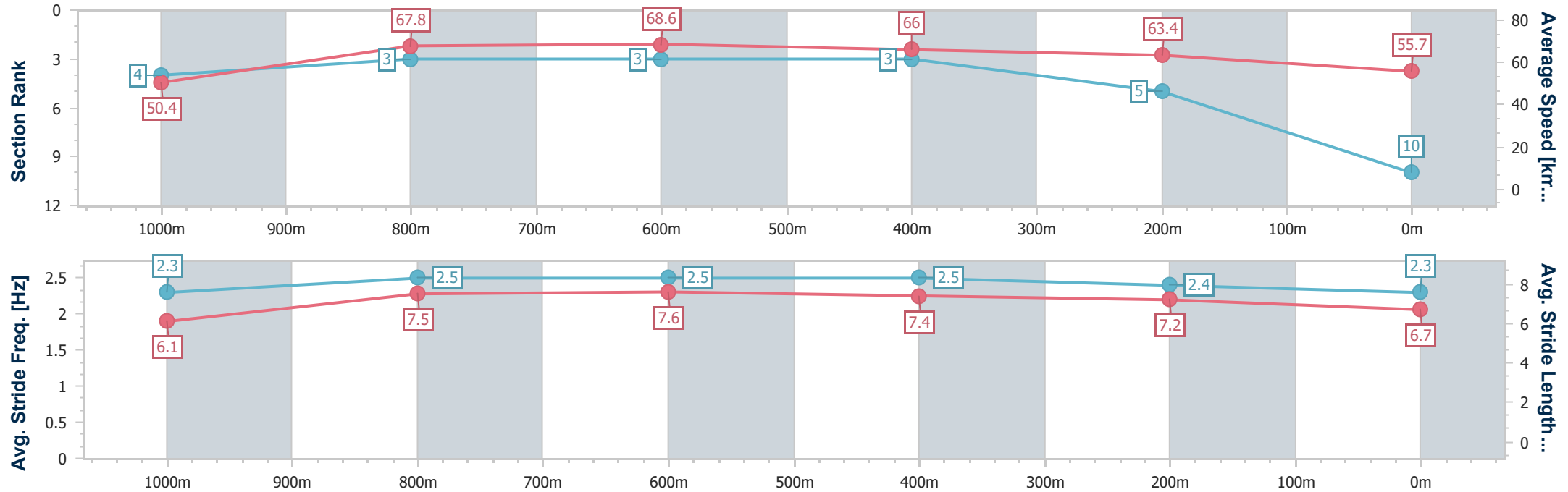
Race 5: LADBROKES BET TICKER Class 6 Handicap - 1200m

06 July 2025 - 14:33

Track Rating: Soft 5, Weather: Fine, Rail Position: +6m 1000-
W/Post; +3m Remainder of Course.



Section	Overall	1000m	800m	600m	400m	200m							
Section Times	1:11.04 [10] (0:14.28)	0:56.76 [4] (0:10.72)	0:46.04 [3] (0:10.65)	0:35.39 [3] (0:11.06)	0:24.33 [3] (0:11.41)	0:12.92 [5] (0:12.92)							
Average Speed [km/h]	50.4	67.8	68.6	66.0	63.4	55.7							
Top Speed [km/h]	67.0	69.3	69.8	67.3	66.0	61.4							
Avg. Dist. to Rail [m]	4.4	1.9	3.0	3.0	3.9	5.8							
Avg. Stride Freq. [Hz]	2.3	2.5	2.5	2.5	2.4	2.3							
Avg. Stride Length [m]	6.1	7.5	7.6	7.4	7.2	6.7							





TownsvilleProfessional

Race 6: CHRYSALIS MEDISPA QTIS Three-Year-Old Handicap - 1000m

06 July 2025 - 15:12



Track Rating: Soft 5, Weather: Fine, Rail Position: +6m 1000-W/Post; +3m Remainder of Course.

Section						Overall	800m	600m	400m	200m	Last 600m			
Field Times						0:56.66 (0:12.83)	0:43.83 (0:10.18)	0:33.65 (0:10.68)	0:22.97 (0:11.27)	0:11.70 (0:11.70)	0:33.65			
Rank	TAB	Horse/Jockey	Barrier	Top Speed [km/h]	Fastest Section							Margin	Distance Travelled [m]	
1	1	ALMIGHTY JAB	7	70.2	0:10.21	0:56.66 [1]	0:43.37 [8]	0:33.16 [6]	0:22.59 [5]	0:11.54 [4]	0:56.66	0:33.16		
		Ryan Wiggins		Overall	800m	(0:13.29)	(0:10.21)	(0:10.57)	(0:11.05)	(0:11.54)				
2	12	LITTLE IFFY	11	70.2	0:10.42	0:56.70 [2]	0:43.56 [5]	0:33.14 [8]	0:22.53 [7]	0:11.61 [2]	0.21L	0:33.14		
		Olivia Kendal		Overall	800m	(0:13.14)	(0:10.42)	(0:10.61)	(0:10.92)	(0:11.61)				
3	10	MARGOT BARBIE	1	70.2	0:10.18	0:56.72 [3]	0:43.89 [1]	0:33.71 [1]	0:23.03 [1]	0:11.76 [1]	0.33L	0:33.71		
		Nikki Olzard		Overall	800m	(0:12.83)	(0:10.18)	(0:10.68)	(0:11.27)	(0:11.76)				
4	4	HAND GRENADE	3	70.2	0:10.26	0:56.84 [4]	0:43.81 [4]	0:33.55 [5]	0:22.76 [6]	0:11.59 [6]	1.03L	0:33.55		
		Jackson Murphy		Overall	800m	(0:13.03)	(0:10.26)	(0:10.79)	(0:11.17)	(0:11.59)				
5	7	TIME TO PROPHET	5	70.2	0:10.21	0:56.91 [5]	0:43.39 [12]	0:33.18 [9]	0:22.57 [9]	0:11.65 [7]	1.47L	0:33.18		
		Tahlia Fenlon		800m	800m	(0:13.52)	(0:10.21)	(0:10.61)	(0:10.92)	(0:11.65)				
6	8	FRAMED IT	6	70.2	0:10.08	0:56.96 [6]	0:43.78 [6]	0:33.70 [4]	0:22.91 [4]	0:11.70 [8]	1.72L	0:33.70		
		Nathan Thomas		Overall	800m	(0:13.18)	(0:10.08)	(0:10.79)	(0:11.21)	(0:11.70)				
7	9	GREY POWER	12	70.2	0:10.18	0:57.10 [7]	0:44.17 [2]	0:33.99 [2]	0:23.29 [2]	0:11.95 [5]	2.58L	0:33.99		
		Georgina Cartwright		Overall	800m	(0:12.93)	(0:10.18)	(0:10.70)	(0:11.34)	(0:11.95)				
8	3	DANCE FOR ME RANDY	9	69.8	0:10.45	0:57.17 [8]	0:43.80 [10]	0:33.35 [11]	0:22.56 [11]	0:11.73 [9]	3.01L	0:33.35		
		Ashley Butler		Overall	800m	(0:13.37)	(0:10.45)	(0:10.79)	(0:10.83)	(0:11.73)				
9	5	MIMMY'S SECRET	2	70.2	0:10.23	0:57.26 [9]	0:44.29 [3]	0:34.06 [3]	0:23.38 [3]	0:12.14 [3]	3.51L	0:34.06		
		Adam Sewell		Overall	800m	(0:12.97)	(0:10.23)	(0:10.68)	(0:11.24)	(0:12.14)				
10	11	OUTBID	10	69.8	0:10.36	0:57.56 [10]	0:44.37 [7]	0:34.01 [7]	0:23.24 [8]	0:11.94 [10]	5.29L	0:34.01		
		Jason Taylor		800m	800m	(0:13.19)	(0:10.36)	(0:10.77)	(0:11.30)	(0:11.94)				

Scratched: Head Honcho (#2)



Townsville Professional

Race 6: CHRYSALIS MEDISPA QTIS Three-Year-Old Handicap - 1000m

06 July 2025 - 15:12



Track Rating: Soft 5, Weather: Fine, Rail Position: +6m 1000-W/Post; +3m Remainder of Course.

Section						Overall	800m	600m	400m	200m	Last 600m		
Field Times						0:56.66 (0:12.83)	0:43.83 (0:10.18)	0:33.65 (0:10.68)	0:22.97 (0:11.27)	0:11.70 (0:11.70)	0:33.65		
Rank	TAB	Horse/Jockey	Barrier	Top Speed [km/h]	Fastest Section							Margin	Distance Travelled [m]
11	13	MYSTERIOUS BAY	4	69.8	0:10.44	0:57.68 [11]	0:44.20 [11]	0:33.76 [12]	0:22.99 [12]	0:11.90 [11]	5.97L	0:33.76	-4
		Justin Stanley		800m	800m	(0:13.48)	(0:10.44)	(0:10.77)	(0:11.09)	(0:11.90)			
12	6	BESMARA	8	70.2	0:10.41	0:58.29 [12]	0:44.94 [9]	0:34.53 [10]	0:23.73 [10]	0:12.29 [12]	9.58L	0:34.53	+7
		Wanderson D'Avila		Overall	800m	(0:13.35)	(0:10.41)	(0:10.80)	(0:11.44)	(0:12.29)			

Scratched: Head Honcho (#2)



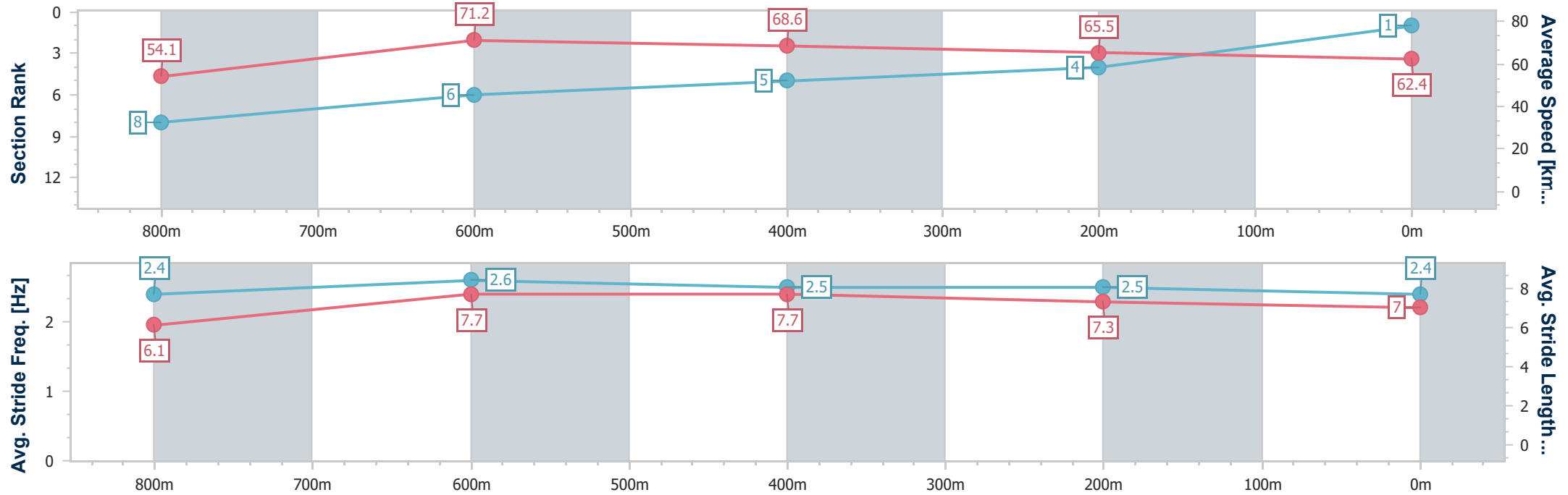
Horse/Jockey Name	Almighty Jab
Final Rank	1
Fastest Section Time (Section)	0:10.21 (800m)
Top Speed [km/h] (Section)	70.2 (Overall)
Race State	Finished



TownsvilleProfessional
Race 6: CHRYSALIS MEDISPA QTIS Three-Year-Old Handicap - 1000m
06 July 2025 - 15:12
Track Rating: Soft 5, Weather: Fine, Rail Position: +6m 1000-W/Post; +3m Remainder of Course.



Section	Overall	800m	600m	400m	200m										
Section Times	0:56.66 [1] (0:13.29)	0:43.37 [8] (0:10.21)	0:33.16 [6] (0:10.57)	0:22.59 [5] (0:11.05)	0:11.54 [4] (0:11.54)										
Average Speed [km/h]	54.1	71.2	68.6	65.5	62.4										
Top Speed [km/h]	70.2	70.2	70.0	66.8	64.5										
Avg. Dist. to Rail [m]	5.2	2.0	1.6	2.5	3.2										
Avg. Stride Freq. [Hz]	2.4	2.6	2.5	2.5	2.4										
Avg. Stride Length [m]	6.1	7.7	7.7	7.3	7.0										





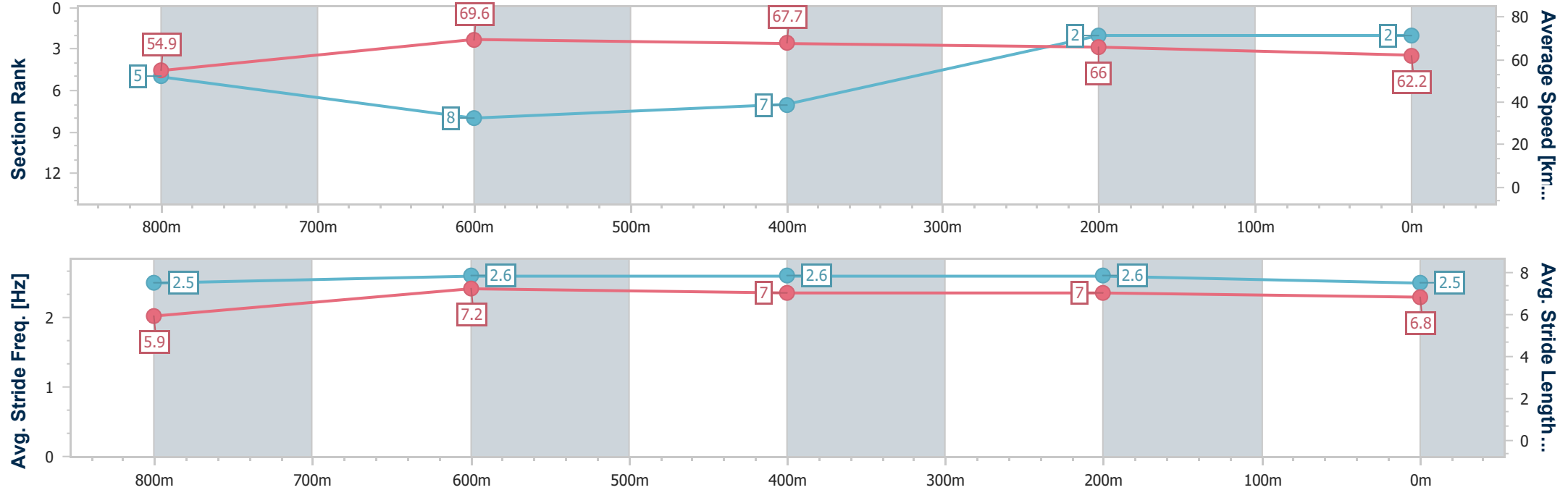
Horse/Jockey Name	Little Iffy
Final Rank	2
Fastest Section Time (Section)	0:10.42 (800m)
Top Speed [km/h] (Section)	70.2 (Overall)
Race State	Finished



TownsvilleProfessional
Race 6: CHRYSALIS MEDISPA QTIS Three-Year-Old Handicap - 1000m
06 July 2025 - 15:12
Track Rating: Soft 5, Weather: Fine, Rail Position: +6m 1000-W/Post; +3m Remainder of Course.



Section	Overall	800m	600m	400m	200m										
Section Times	0:56.70 [2] (0:13.14)	0:43.56 [5] (0:10.42)	0:33.14 [8] (0:10.61)	0:22.53 [7] (0:10.92)	0:11.61 [2] (0:11.61)										
Average Speed [km/h]	54.9	69.6	67.7	66.0	62.2										
Top Speed [km/h]	70.2	69.8	69.2	67.7	64.5										
Avg. Dist. to Rail [m]	8.5	2.1	0.5	2.1	2.9										
Avg. Stride Freq. [Hz]	2.5	2.6	2.6	2.6	2.5										
Avg. Stride Length [m]	5.9	7.2	7.0	7.0	6.8										





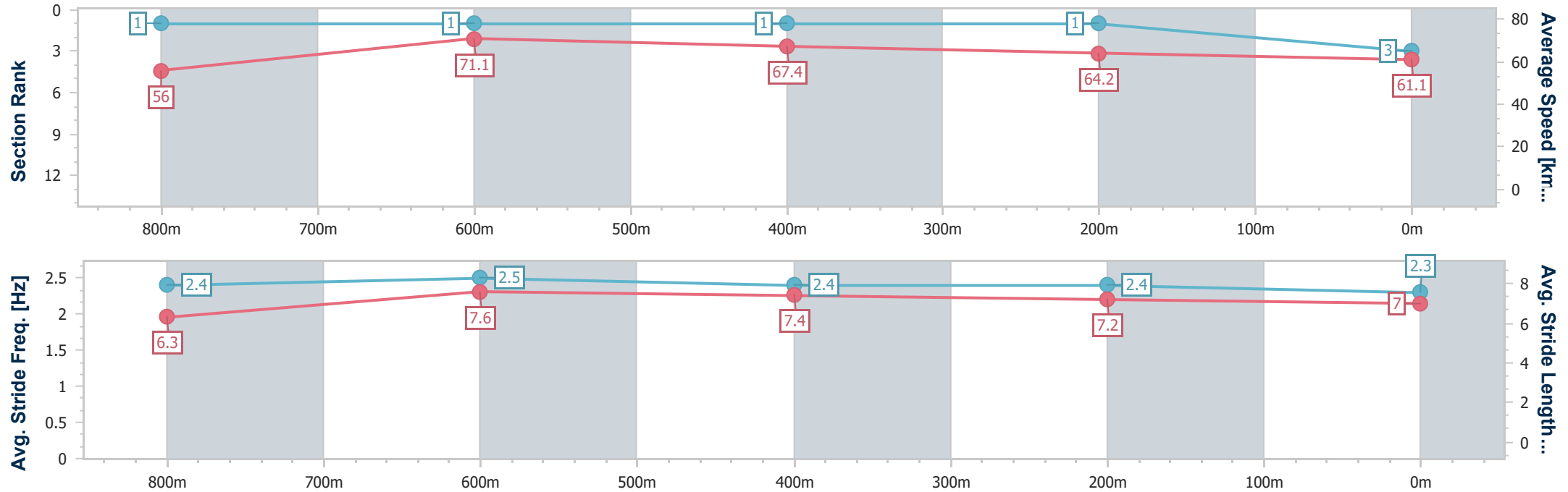
Horse/Jockey Name	Margot Barbie
Final Rank	3
Fastest Section Time (Section)	0:10.18 (800m)
Top Speed [km/h] (Section)	70.2 (Overall)
Race State	Finished



TownsvilleProfessional
Race 6: CHRYSALIS MEDISPA QTIS Three-Year-Old Handicap - 1000m
06 July 2025 - 15:12
Track Rating: Soft 5, Weather: Fine, Rail Position: +6m 1000-W/Post; +3m Remainder of Course.



Section	Overall	800m	600m	400m	200m										
Section Times	0:56.72 [3] (0:12.83)	0:43.89 [1] (0:10.18)	0:33.71 [1] (0:10.68)	0:23.03 [1] (0:11.27)	0:11.76 [1] (0:11.76)										
Average Speed [km/h]	56.0	71.1	67.4	64.2	61.1										
Top Speed [km/h]	70.2	70.2	69.5	66.3	63.2										
Avg. Dist. to Rail [m]	1.2	1.1	0.3	1.6	1.9										
Avg. Stride Freq. [Hz]	2.4	2.5	2.4	2.4	2.3										
Avg. Stride Length [m]	6.3	7.6	7.4	7.2	7.0										





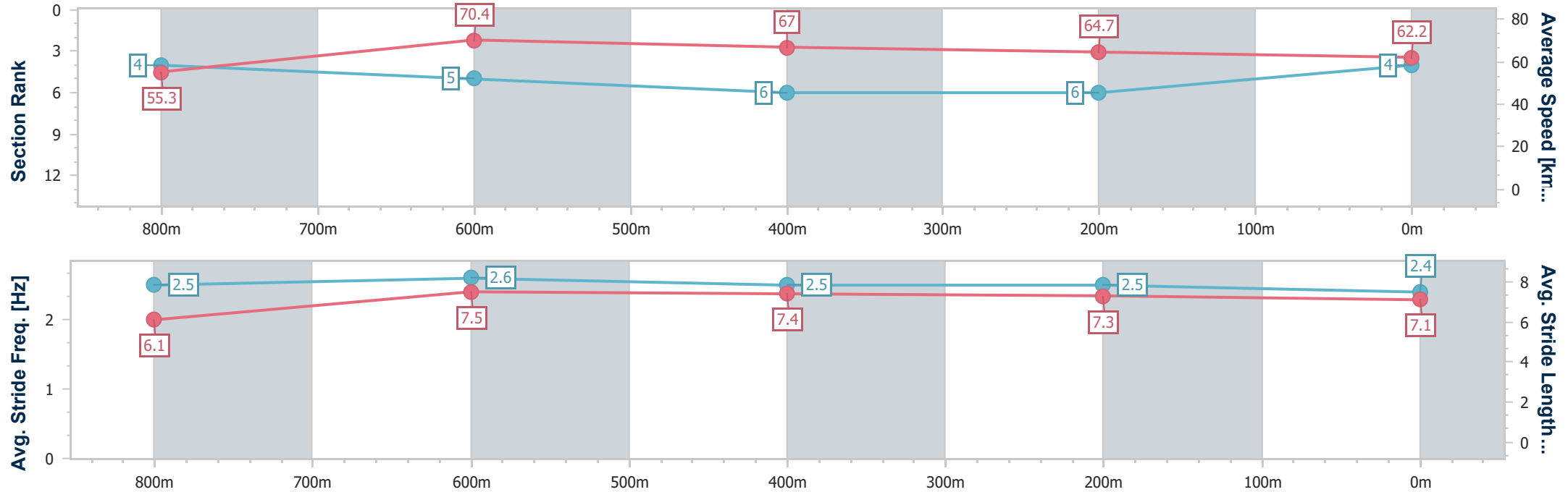
Horse/Jockey Name	Hand Grenade
Final Rank	4
Fastest Section Time (Section)	0:10.26 (800m)
Top Speed [km/h] (Section)	70.2 (Overall)
Race State	Finished



TownsvilleProfessional
Race 6: CHRYSALIS MEDISPA QTIS Three-Year-Old Handicap - 1000m
06 July 2025 - 15:12
Track Rating: Soft 5, Weather: Fine, Rail Position: +6m 1000-W/Post; +3m Remainder of Course.



Section	Overall	800m	600m	400m	200m										
Section Times	0:56.84 [4] (0:13.03)	0:43.81 [4] (0:10.26)	0:33.55 [5] (0:10.79)	0:22.76 [6] (0:11.17)	0:11.59 [6] (0:11.59)										
Average Speed [km/h]	55.3	70.4	67.0	64.7	62.2										
Top Speed [km/h]	70.2	70.2	69.1	66.5	64.1										
Avg. Dist. to Rail [m]	2.9	1.4	0.9	3.8	5.9										
Avg. Stride Freq. [Hz]	2.5	2.6	2.5	2.5	2.4										
Avg. Stride Length [m]	6.1	7.5	7.4	7.3	7.1										



- [] Ranking at each section and finish
- .-.- No data available at this section
- NA No data available



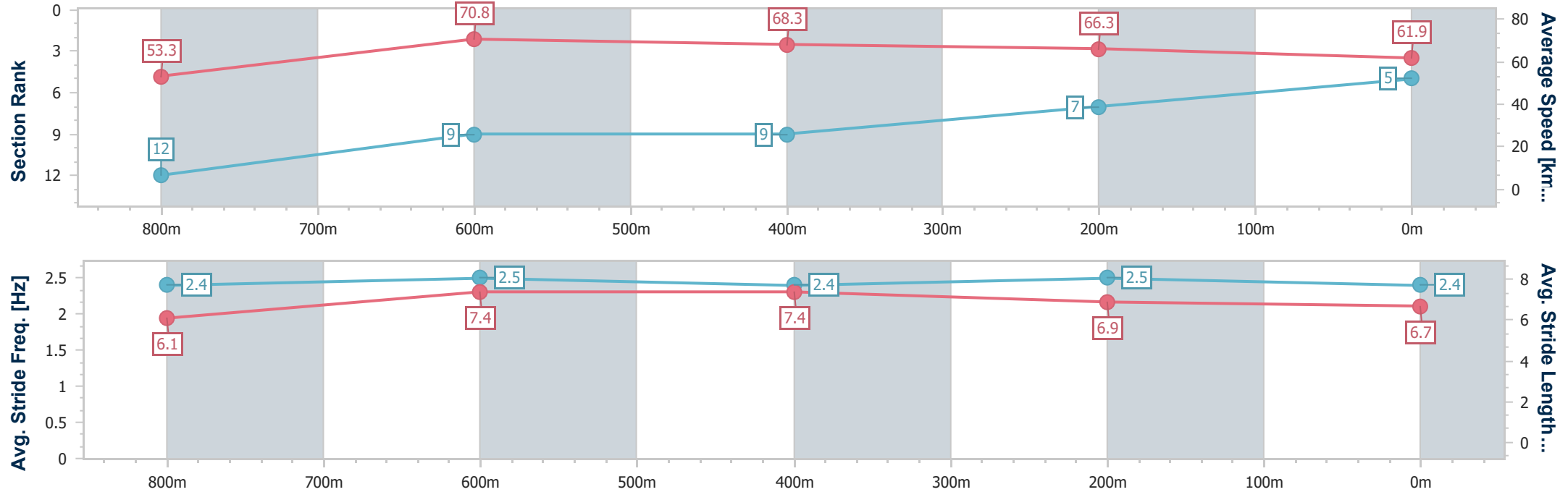
Horse/Jockey Name	Time To Prophet
Final Rank	5
Fastest Section Time (Section)	0:10.21 (800m)
Top Speed [km/h] (Section)	70.2 (800m)
Race State	Finished



TownsvilleProfessional
Race 6: CHRYSALIS MEDISPA QTIS Three-Year-Old Handicap - 1000m
06 July 2025 - 15:12
Track Rating: Soft 5, Weather: Fine, Rail Position: +6m 1000-W/Post; +3m Remainder of Course.



Section	Overall	800m	600m	400m	200m										
Section Times	0:56.91 [5] (0:13.52)	0:43.39 [12] (0:10.21)	0:33.18 [9] (0:10.61)	0:22.57 [9] (0:10.92)	0:11.65 [7] (0:11.65)										
Average Speed [km/h]	53.3	70.8	68.3	66.3	61.9										
Top Speed [km/h]	69.5	70.2	69.5	67.0	65.3										
Avg. Dist. to Rail [m]	3.9	1.5	1.4	4.5	6.5										
Avg. Stride Freq. [Hz]	2.4	2.5	2.4	2.5	2.4										
Avg. Stride Length [m]	6.1	7.4	7.4	6.9	6.7										





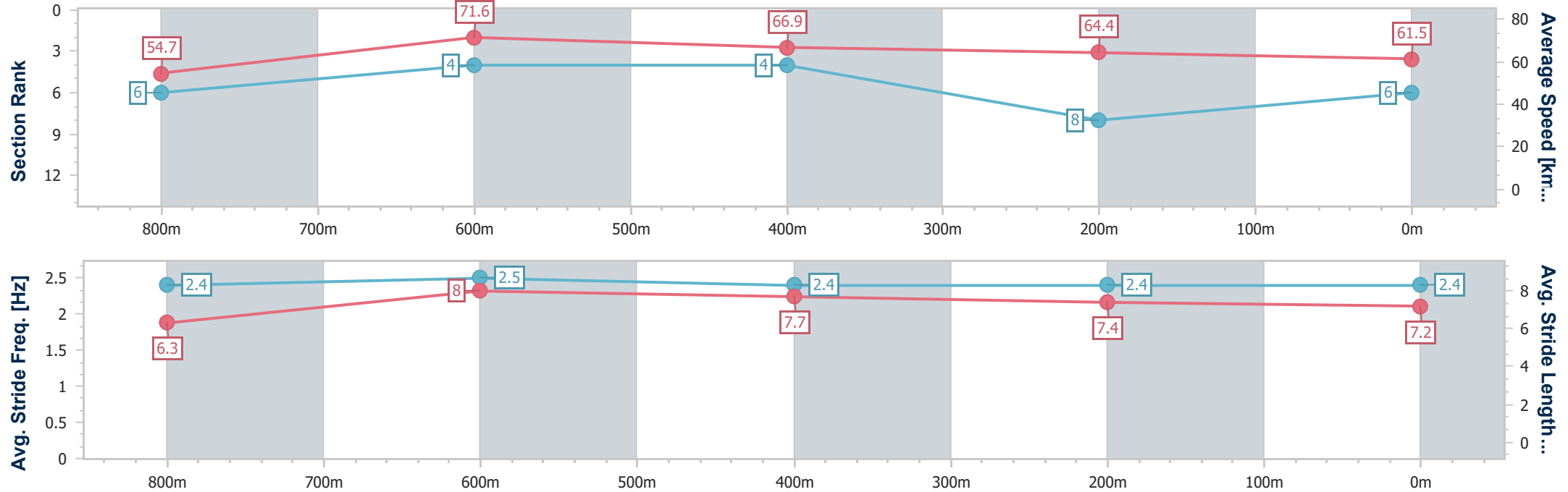
Horse/Jockey Name	Framed It
Final Rank	6
Fastest Section Time (Section)	0:10.08 (800m)
Top Speed [km/h] (Section)	70.2 (Overall)
Race State	Finished



TownsvilleProfessional
Race 6: CHRYSALIS MEDISPA QTIS Three-Year-Old Handicap - 1000m
06 July 2025 - 15:12
Track Rating: Soft 5, Weather: Fine, Rail Position: +6m 1000-W/Post; +3m Remainder of Course.



Section	Overall	800m	600m	400m	200m														
Section Times	0:56.96 [6] (0:13.18)	0:43.78 [6] (0:10.08)	0:33.70 [4] (0:10.79)	0:22.91 [4] (0:11.21)	0:11.70 [8] (0:11.70)														
Average Speed [km/h]	54.7	71.6	66.9	64.4	61.5														
Top Speed [km/h]	70.2	70.2	69.8	65.8	63.7														
Avg. Dist. to Rail [m]	4.6	0.6	0.7	2.3	1.5														
Avg. Stride Freq. [Hz]	2.4	2.5	2.4	2.4	2.4														
Avg. Stride Length [m]	6.3	8.0	7.7	7.4	7.2														





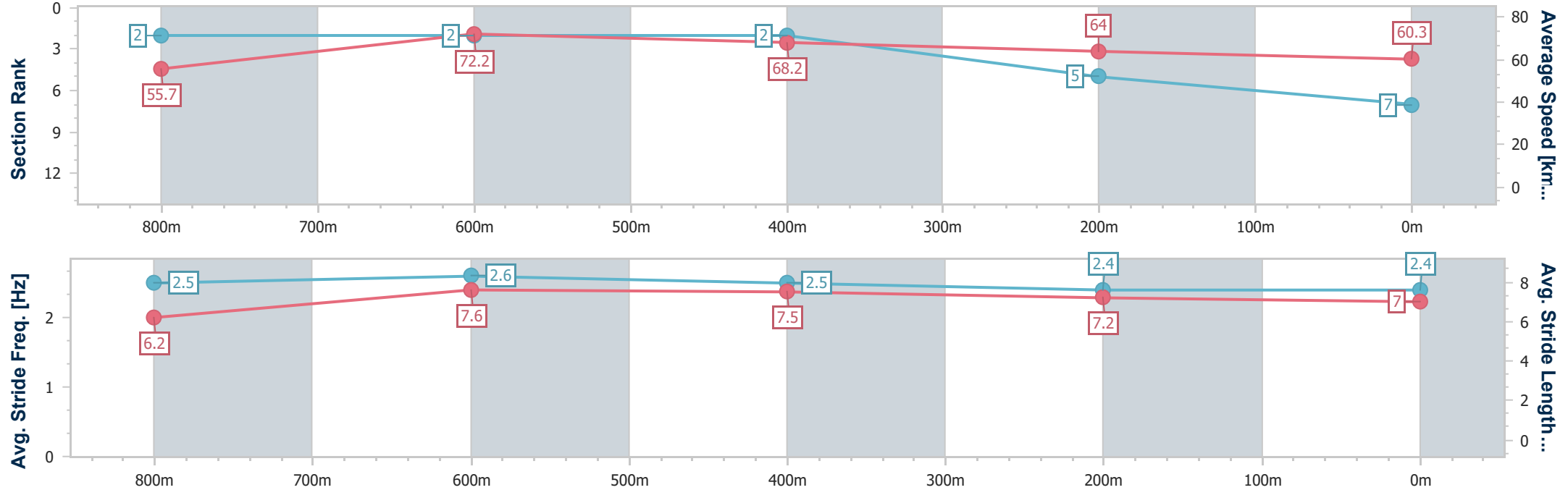
Horse/Jockey Name	Grey Power
Final Rank	7
Fastest Section Time (Section)	0:10.18 (800m)
Top Speed [km/h] (Section)	70.2 (Overall)
Race State	Finished



TownsvilleProfessional
Race 6: CHRYSALIS MEDISPA QTIS Three-Year-Old Handicap - 1000m
06 July 2025 - 15:12
Track Rating: Soft 5, Weather: Fine, Rail Position: +6m 1000-W/Post; +3m Remainder of Course.



Section	Overall	800m	600m	400m	200m										
Section Times	0:57.10 [7] (0:12.93)	0:44.17 [2] (0:10.18)	0:33.99 [2] (0:10.70)	0:23.29 [2] (0:11.34)	0:11.95 [5] (0:11.95)										
Average Speed [km/h]	55.7	72.2	68.2	64.0	60.3										
Top Speed [km/h]	70.2	70.2	69.5	65.1	63.0										
Avg. Dist. to Rail [m]	10.6	4.7	3.0	4.2	4.6										
Avg. Stride Freq. [Hz]	2.5	2.6	2.5	2.4	2.4										
Avg. Stride Length [m]	6.2	7.6	7.5	7.2	7.0										





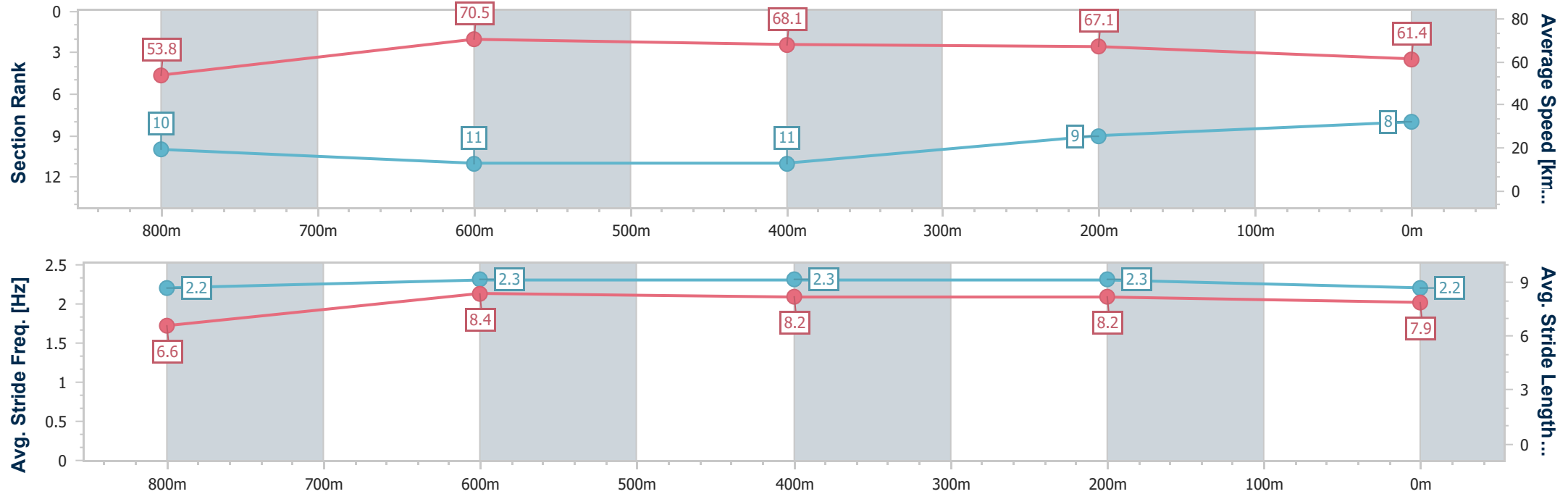
Horse/Jockey Name	Dance For Me Randy
Final Rank	8
Fastest Section Time (Section)	0:10.45 (800m)
Top Speed [km/h] (Section)	69.8 (Overall)
Race State	Finished



TownsvilleProfessional
Race 6: CHRYSALIS MEDISPA QTIS Three-Year-Old Handicap - 1000m
06 July 2025 - 15:12
Track Rating: Soft 5, Weather: Fine, Rail Position: +6m 1000-W/Post; +3m Remainder of Course.



Section	Overall	800m	600m	400m	200m										
Section Times	0:57.17 [8] (0:13.37)	0:43.80 [10] (0:10.45)	0:33.35 [11] (0:10.79)	0:22.56 [11] (0:10.83)	0:11.73 [9] (0:11.73)										
Average Speed [km/h]	53.8	70.5	68.1	67.1	61.4										
Top Speed [km/h]	69.8	69.8	69.5	68.3	65.0										
Avg. Dist. to Rail [m]	7.9	5.6	4.6	4.5	5.6										
Avg. Stride Freq. [Hz]	2.2	2.3	2.3	2.3	2.2										
Avg. Stride Length [m]	6.6	8.4	8.2	8.2	7.9										





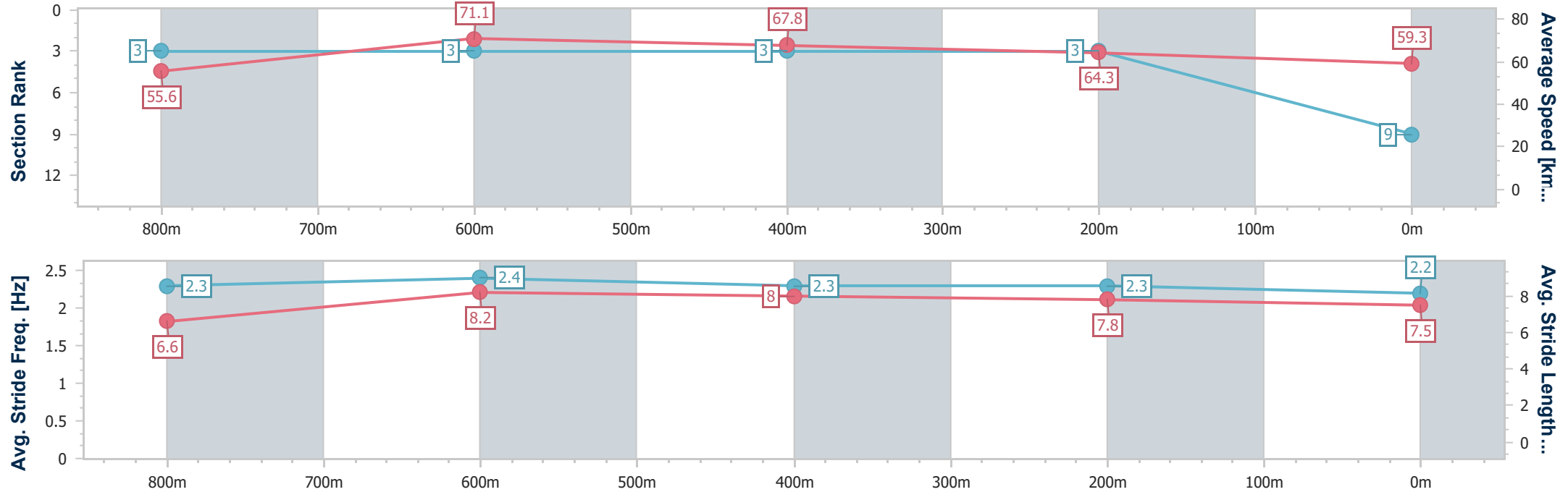
Horse/Jockey Name	Mimmy's Secret
Final Rank	9
Fastest Section Time (Section)	0:10.23 (800m)
Top Speed [km/h] (Section)	70.2 (Overall)
Race State	Finished



TownsvilleProfessional
Race 6: CHRYSALIS MEDISPA QTIS Three-Year-Old Handicap - 1000m
06 July 2025 - 15:12
Track Rating: Soft 5, Weather: Fine, Rail Position: +6m 1000-W/Post; +3m Remainder of Course.



Section	Overall	800m	600m	400m	200m										
Section Times	0:57.26 [9] (0:12.97)	0:44.29 [3] (0:10.23)	0:34.06 [3] (0:10.68)	0:23.38 [3] (0:11.24)	0:12.14 [3] (0:12.14)										
Average Speed [km/h]	55.6	71.1	67.8	64.3	59.3										
Top Speed [km/h]	70.2	70.2	69.1	66.0	62.0										
Avg. Dist. to Rail [m]	4.2	2.8	1.5	1.7	2.2										
Avg. Stride Freq. [Hz]	2.3	2.4	2.3	2.3	2.2										
Avg. Stride Length [m]	6.6	8.2	8.0	7.8	7.5										





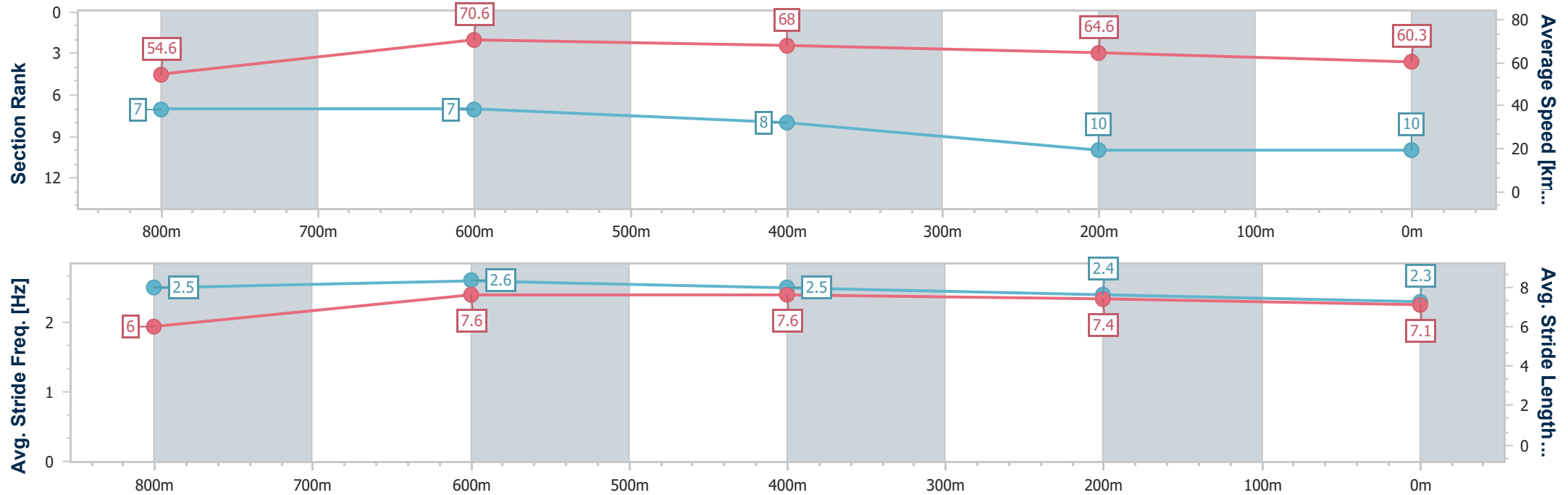
Horse/Jockey Name	Outbid
Final Rank	10
Fastest Section Time (Section)	0:10.36 (800m)
Top Speed [km/h] (Section)	69.8 (800m)
Race State	Finished



TownsvilleProfessional
Race 6: CHRYSALIS MEDISPA QTIS Three-Year-Old Handicap - 1000m
06 July 2025 - 15:12
Track Rating: Soft 5, Weather: Fine, Rail Position: +6m 1000-W/Post; +3m Remainder of Course.



Section	Overall	800m	600m	400m	200m										
Section Times	0:57.56 [10] (0:13.19)	0:44.37 [7] (0:10.36)	0:34.01 [7] (0:10.77)	0:23.24 [8] (0:11.30)	0:11.94 [10] (0:11.94)										
Average Speed [km/h]	54.6	70.6	68.0	64.6	60.3										
Top Speed [km/h]	69.5	69.8	69.5	67.3	63.4										
Avg. Dist. to Rail [m]	7.1	3.3	3.9	8.3	8.0										
Avg. Stride Freq. [Hz]	2.5	2.6	2.5	2.4	2.3										
Avg. Stride Length [m]	6.0	7.6	7.6	7.4	7.1										





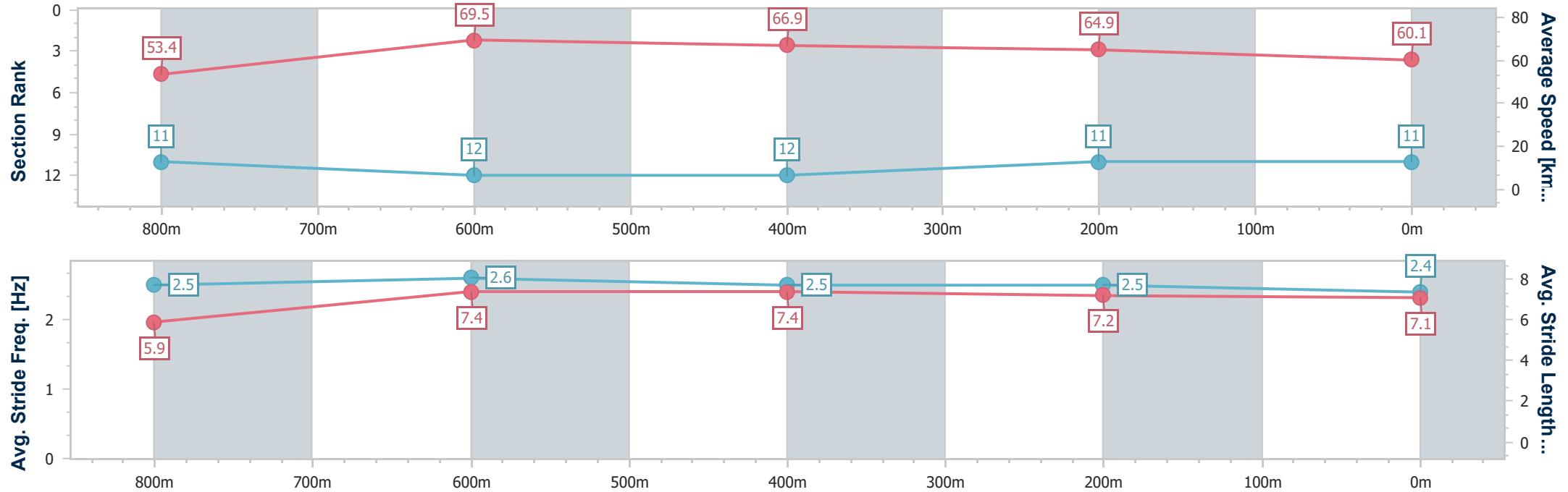
Horse/Jockey Name	Mysterious Bay
Final Rank	11
Fastest Section Time (Section)	0:10.44 (800m)
Top Speed [km/h] (Section)	69.8 (800m)
Race State	Finished



TownsvilleProfessional
Race 6: CHRYSALIS MEDISPA QTIS Three-Year-Old Handicap - 1000m
06 July 2025 - 15:12
Track Rating: Soft 5, Weather: Fine, Rail Position: +6m 1000-W/Post; +3m Remainder of Course.



Section	Overall	800m	600m	400m	200m										
Section Times	0:57.68 [11] (0:13.48)	0:44.20 [11] (0:10.44)	0:33.76 [12] (0:10.77)	0:22.99 [12] (0:11.09)	0:11.90 [11] (0:11.90)										
Average Speed [km/h]	53.4	69.5	66.9	64.9	60.1										
Top Speed [km/h]	69.5	69.8	69.5	65.5	63.1										
Avg. Dist. to Rail [m]	2.0	1.5	0.6	0.7	0.3										
Avg. Stride Freq. [Hz]	2.5	2.6	2.5	2.5	2.4										
Avg. Stride Length [m]	5.9	7.4	7.4	7.2	7.1										





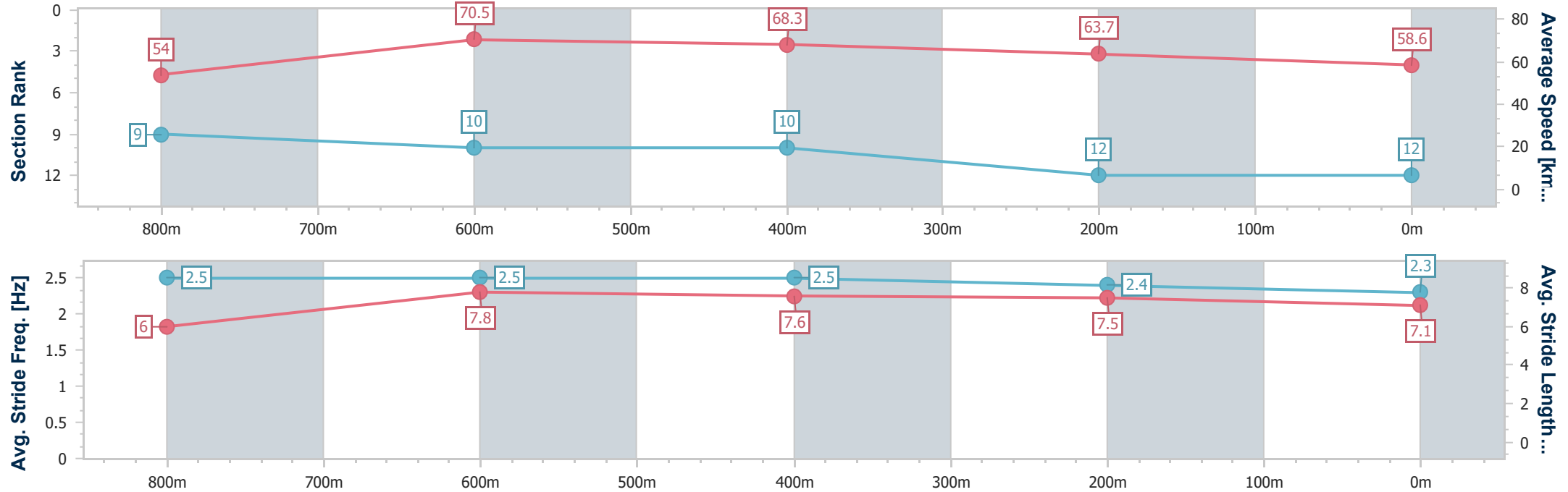
Horse/Jockey Name	Besmara
Final Rank	12
Fastest Section Time (Section)	0:10.41 (800m)
Top Speed [km/h] (Section)	70.2 (Overall)
Race State	Finished



TownsvilleProfessional
Race 6: CHRYSALIS MEDISPA QTIS Three-Year-Old Handicap - 1000m
06 July 2025 - 15:12
Track Rating: Soft 5, Weather: Fine, Rail Position: +6m 1000-W/Post; +3m Remainder of Course.



Section	Overall	800m	600m	400m	200m										
Section Times	0:58.29 [12] (0:13.35)	0:44.94 [9] (0:10.41)	0:34.53 [10] (0:10.80)	0:23.73 [10] (0:11.44)	0:12.29 [12] (0:12.29)										
Average Speed [km/h]	54.0	70.5	68.3	63.7	58.6										
Top Speed [km/h]	70.2	70.2	69.5	66.8	61.6										
Avg. Dist. to Rail [m]	5.7	4.4	5.1	6.9	8.6										
Avg. Stride Freq. [Hz]	2.5	2.5	2.5	2.4	2.3										
Avg. Stride Length [m]	6.0	7.8	7.6	7.5	7.1										





TownsvilleProfessional
Race 7: WATCH STATE OF ORIGIN LIVE & FREE ON NINE OPEN
Handicap - 1000m
06 July 2025 - 15:50



Track Rating: Soft 5, Weather: Fine, Rail Position: +6m 1000-W/Post; +3m Remainder of Course.

Section						Overall	800m	600m	400m	200m	Last 600m			
Field Times						0:55.80 (0:12.90)	0:42.90 (0:09.95)	0:32.95 (0:10.38)	0:22.57 (0:10.88)	0:11.69 (0:11.69)	0:32.95			
Rank	TAB	Horse/Jockey	Barrier	Top Speed [km/h]	Fastest Section							Margin		
													Distance Travelled [m]	
1	4	HELLISH	10	71.5	0:10.06	0:55.80 [1]	0:42.83 [2]	0:32.77 [2]	0:22.38 [2]	0:11.56 [2]	0:55.80	0:32.77		
		Tahlia Fenlon		600m	800m	(0:12.97)	(0:10.06)	(0:10.39)	(0:10.82)	(0:11.56)				
2	3	NORTHERN EXPRESS	6	70.6	0:10.07	0:55.84 [2]	0:42.70 [4]	0:32.63 [4]	0:22.23 [3]	0:11.52 [3]	0.23L	0:32.63	-2	
		Ashley Butler		600m	800m	(0:13.14)	(0:10.07)	(0:10.40)	(0:10.71)	(0:11.52)				
3	2	ROWEINER'S DANCE	3	71.0	0:09.95	0:55.89 [3]	0:42.99 [1]	0:33.04 [1]	0:22.66 [1]	0:11.78 [1]	0.49L	0:33.04	-3	
		Gabrielle Semmens		600m	800m	(0:12.90)	(0:09.95)	(0:10.38)	(0:10.88)	(0:11.78)				
4	12	LOUD NOISE	9	72.1	0:10.12	0:56.07 [4]	0:42.87 [6]	0:32.75 [6]	0:22.39 [5]	0:11.43 [5]	1.58L	0:32.75	+2	
		Georgina Cartwright		600m	800m	(0:13.20)	(0:10.12)	(0:10.36)	(0:10.96)	(0:11.43)				
5	9	KING JESTER	8	71.3	0:10.11	0:56.17 [5]	0:42.98 [5]	0:32.87 [5]	0:22.38 [7]	0:11.60 [4]	2.16L	0:32.87	+0	
		Nikki Olzard		600m	800m	(0:13.19)	(0:10.11)	(0:10.49)	(0:10.78)	(0:11.60)				
6	6	TURBEAU	2	71.4	0:10.05	0:56.33 [6]	0:42.88 [9]	0:32.83 [9]	0:22.41 [8]	0:11.58 [8]	3.08L	0:32.83	+0	
		Ryan Wiggins		600m	800m	(0:13.45)	(0:10.05)	(0:10.42)	(0:10.83)	(0:11.58)				
7	5	MOLOGLE SURPRISE	7	70.8	0:10.15	0:56.48 [7]	0:43.02 [10]	0:32.87 [10]	0:22.41 [10]	0:11.60 [9]	3.98L	0:32.87	+0	
		Graham Kliese		600m	800m	(0:13.46)	(0:10.15)	(0:10.46)	(0:10.81)	(0:11.60)				
8	7	JEMELDI	1	71.9	0:10.14	0:56.48 [8]	0:43.17 [8]	0:33.03 [8]	0:22.70 [6]	0:11.79 [6]	4L	0:33.03	-2	
		Justin Stanley		600m	800m	(0:13.31)	(0:10.14)	(0:10.33)	(0:10.91)	(0:11.79)				
9	1	INCHING CLOSER	12	71.8	0:10.12	0:56.64 [9]	0:42.80 [12]	0:32.68 [12]	0:22.35 [12]	0:11.56 [12]	4.9L	0:32.68	+2	
		Olivia Kendal		600m	800m	(0:13.84)	(0:10.12)	(0:10.33)	(0:10.79)	(0:11.56)				
10	10	LADY RAIN	13	71.3	0:10.00	0:56.79 [10]	0:43.68 [3]	0:33.68 [3]	0:23.12 [4]	0:12.07 [7]	5.79L	0:33.68	+1	
		Jackson Murphy		600m	800m	(0:13.11)	(0:10.00)	(0:10.56)	(0:11.05)	(0:12.07)				

Scratched: Captain Bond (#8)



Townsville Professional
Race 7: WATCH STATE OF ORIGIN LIVE & FREE ON NINE OPEN
Handicap - 1000m
06 July 2025 - 15:50



Track Rating: Soft 5, Weather: Fine, Rail Position: +6m 1000-W/Post; +3m Remainder of Course.

Section						Overall	800m	600m	400m	200m	Last 600m		
Field Times						0:55.80 (0:12.90)	0:42.90 (0:09.95)	0:32.95 (0:10.38)	0:22.57 (0:10.88)	0:11.69 (0:11.69)	0:32.95		
Rank	TAB	Horse/Jockey	Barrier	Top Speed [km/h]	Fastest Section						Margin		
11	13	LAST DESCEND	5	71.5	0:10.15	0:56.87 [11]	0:43.25 [11]	0:33.10 [11]	0:22.64 [11]	0:11.94 [10]	6.29L	0:33.10	-2
		Wanderson D'Avila		600m	800m	(0:13.62)	(0:10.15)	(0:10.46)	(0:10.70)	(0:11.94)			
12	11	YOUR TOO GOOD	11	71.2	0:10.10	0:57.30 [12]	0:44.00 [7]	0:33.90 [7]	0:23.36 [9]	0:12.35 [11]	8.77L	0:33.90	+5
		Nathan Thomas		Overall	800m	(0:13.30)	(0:10.10)	(0:10.54)	(0:11.01)	(0:12.35)			

Scratched: Captain Bond (#8)



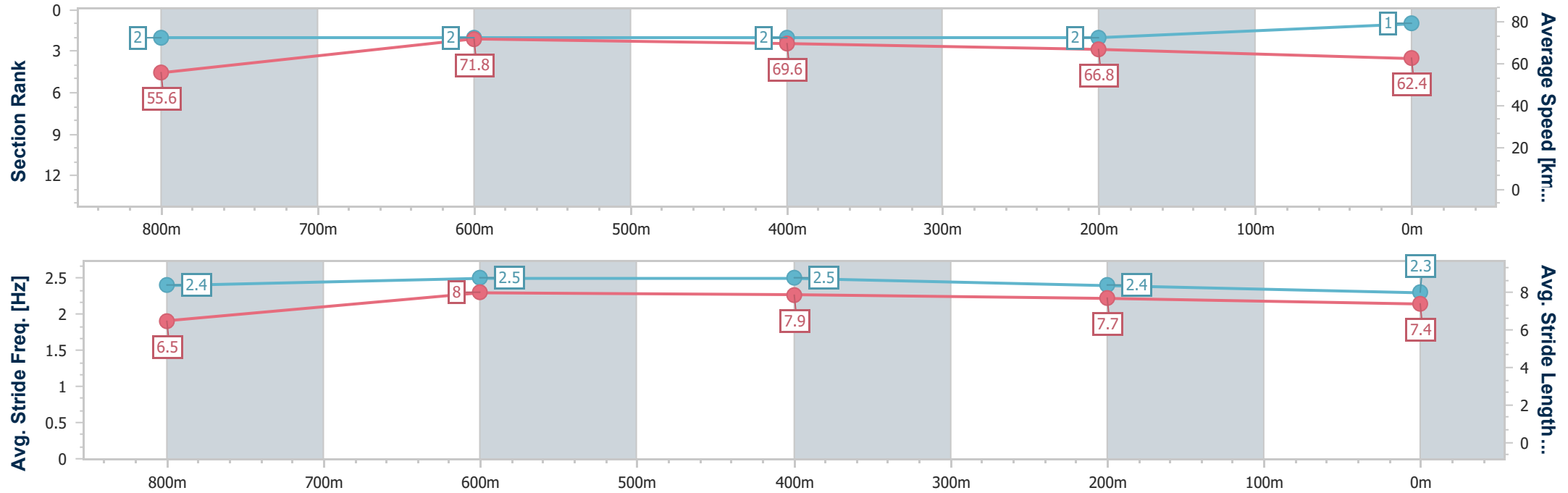
Horse/Jockey Name	Hellish
Final Rank	1
Fastest Section Time (Section)	0:10.06 (800m)
Top Speed [km/h] (Section)	71.5 (600m)
Race State	Finished



TownsvilleProfessional
Race 7: WATCH STATE OF ORIGIN LIVE & FREE ON NINE
OPEN Handicap - 1000m
06 July 2025 - 15:50
Track Rating: Soft 5, Weather: Fine, Rail Position: +6m 1000-
W/Post; +3m Remainder of Course.



Section	Overall	800m	600m	400m	200m										
Section Times	0:55.80 [1] (0:12.97)	0:42.83 [2] (0:10.06)	0:32.77 [2] (0:10.39)	0:22.38 [2] (0:10.82)	0:11.56 [2] (0:11.56)										
Average Speed [km/h]	55.6	71.8	69.6	66.8	62.4										
Top Speed [km/h]	67.7	69.1	71.5	67.7	64.6										
Avg. Dist. to Rail [m]	7.9	1.4	1.0	3.6	3.6										
Avg. Stride Freq. [Hz]	2.4	2.5	2.5	2.4	2.3										
Avg. Stride Length [m]	6.5	8.0	7.9	7.7	7.4										



[] Ranking at each section and finish
-.-.- No data available at this section
NA No data available



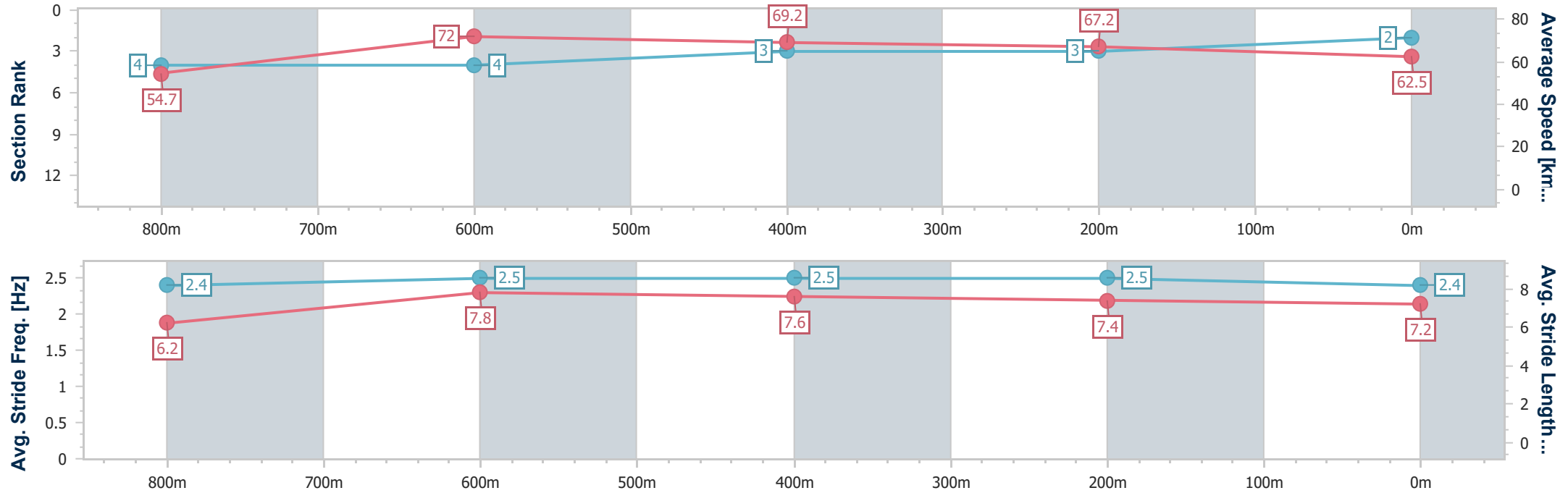
Horse/Jockey Name	Northern Express
Final Rank	2
Fastest Section Time (Section)	0:10.07 (800m)
Top Speed [km/h] (Section)	70.6 (600m)
Race State	Finished



TownsvilleProfessional
Race 7: WATCH STATE OF ORIGIN LIVE & FREE ON NINE
OPEN Handicap - 1000m
06 July 2025 - 15:50
Track Rating: Soft 5, Weather: Fine, Rail Position: +6m 1000-
W/Post; +3m Remainder of Course.



Section	Overall	800m	600m	400m	200m										
Section Times	0:55.84 [2] (0:13.14)	0:42.70 [4] (0:10.07)	0:32.63 [4] (0:10.40)	0:22.23 [3] (0:10.71)	0:11.52 [3] (0:11.52)										
Average Speed [km/h]	54.7	72.0	69.2	67.2	62.5										
Top Speed [km/h]	64.8	69.5	70.6	68.7	65.5										
Avg. Dist. to Rail [m]	5.0	1.6	0.6	1.5	2.1										
Avg. Stride Freq. [Hz]	2.4	2.5	2.5	2.5	2.4										
Avg. Stride Length [m]	6.2	7.8	7.6	7.4	7.2										





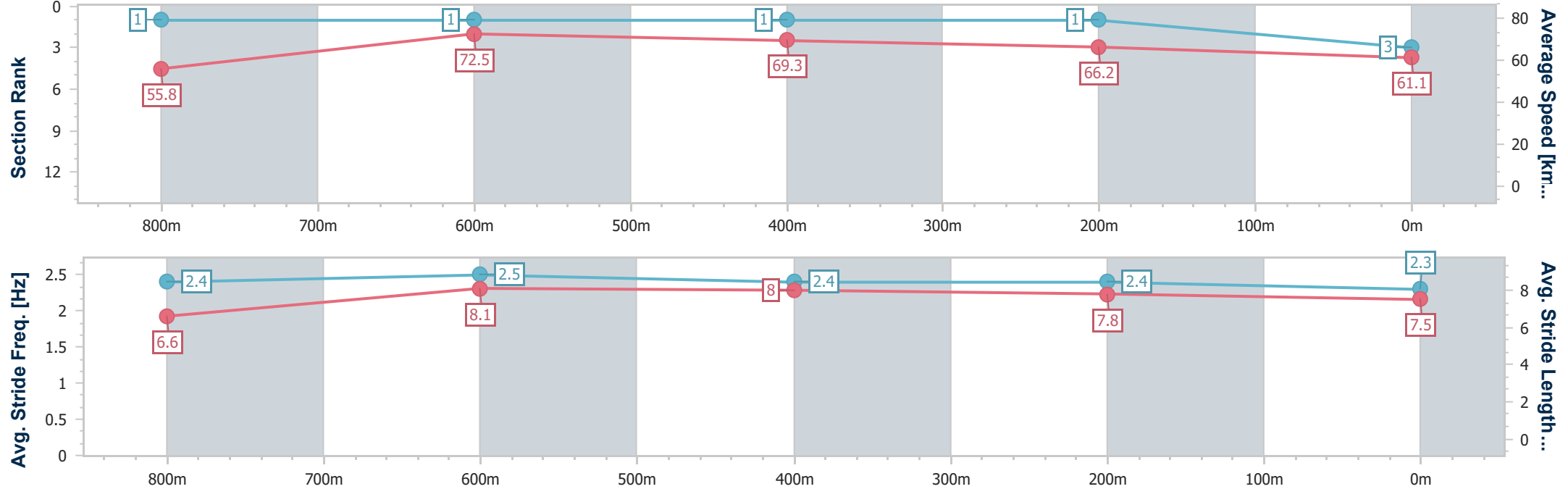
Horse/Jockey Name	Roweiner's Dance
Final Rank	3
Fastest Section Time (Section)	0:09.95 (800m)
Top Speed [km/h] (Section)	71.0 (600m)
Race State	Finished



TownsvilleProfessional
Race 7: WATCH STATE OF ORIGIN LIVE & FREE ON NINE
OPEN Handicap - 1000m
06 July 2025 - 15:50
Track Rating: Soft 5, Weather: Fine, Rail Position: +6m 1000-
W/Post; +3m Remainder of Course.



Section	Overall	800m	600m	400m	200m								
Section Times	0:55.89 [3] (0:12.90)	0:42.99 [1] (0:09.95)	0:33.04 [1] (0:10.38)	0:22.66 [1] (0:10.88)	0:11.78 [1] (0:11.78)								
Average Speed [km/h]	55.8	72.5	69.3	66.2	61.1								
Top Speed [km/h]	65.9	68.4	71.0	67.6	64.4								
Avg. Dist. to Rail [m]	3.8	0.7	0.1	0.6	0.9								
Avg. Stride Freq. [Hz]	2.4	2.5	2.4	2.4	2.3								
Avg. Stride Length [m]	6.6	8.1	8.0	7.8	7.5								



- [] Ranking at each section and finish
- .-.- No data available at this section
- NA No data available



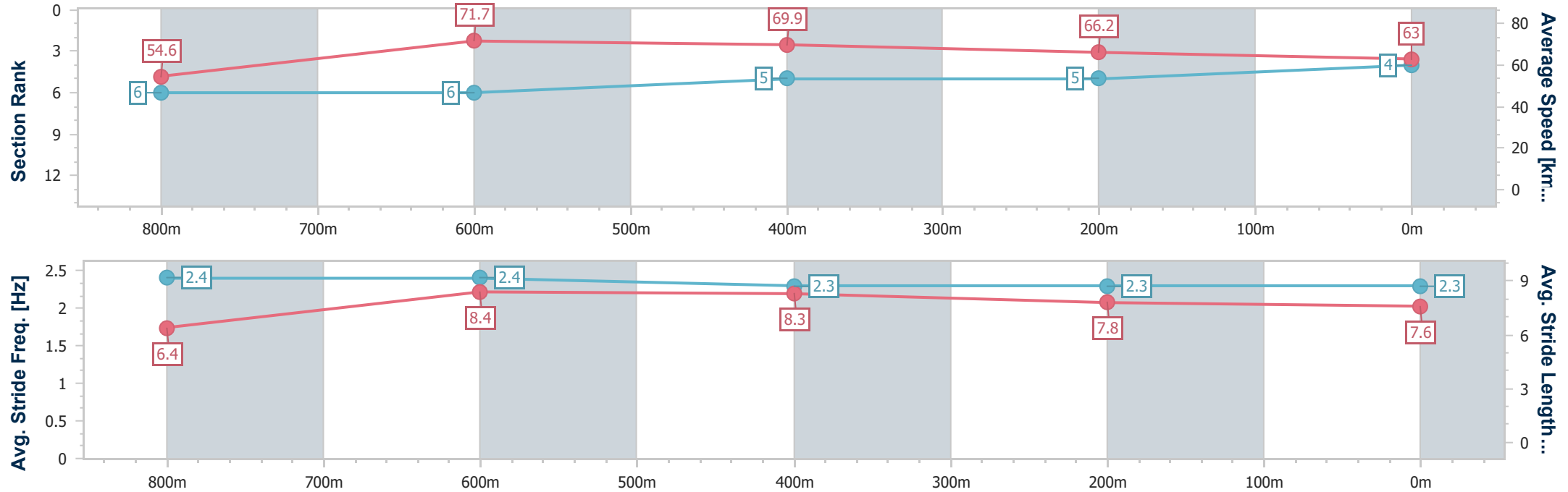
Horse/Jockey Name	Loud Noise
Final Rank	4
Fastest Section Time (Section)	0:10.12 (800m)
Top Speed [km/h] (Section)	72.1 (600m)
Race State	Finished



TownsvilleProfessional
Race 7: WATCH STATE OF ORIGIN LIVE & FREE ON NINE
OPEN Handicap - 1000m
06 July 2025 - 15:50
Track Rating: Soft 5, Weather: Fine, Rail Position: +6m 1000-
W/Post; +3m Remainder of Course.



Section	Overall	800m	600m	400m	200m								
Section Times	0:56.07 [4] (0:13.20)	0:42.87 [6] (0:10.12)	0:32.75 [6] (0:10.36)	0:22.39 [5] (0:10.96)	0:11.43 [5] (0:11.43)								
Average Speed [km/h]	54.6	71.7	69.9	66.2	63.0								
Top Speed [km/h]	64.8	68.8	72.1	67.0	64.8								
Avg. Dist. to Rail [m]	7.1	2.5	1.9	3.3	2.9								
Avg. Stride Freq. [Hz]	2.4	2.4	2.3	2.3	2.3								
Avg. Stride Length [m]	6.4	8.4	8.3	7.8	7.6								





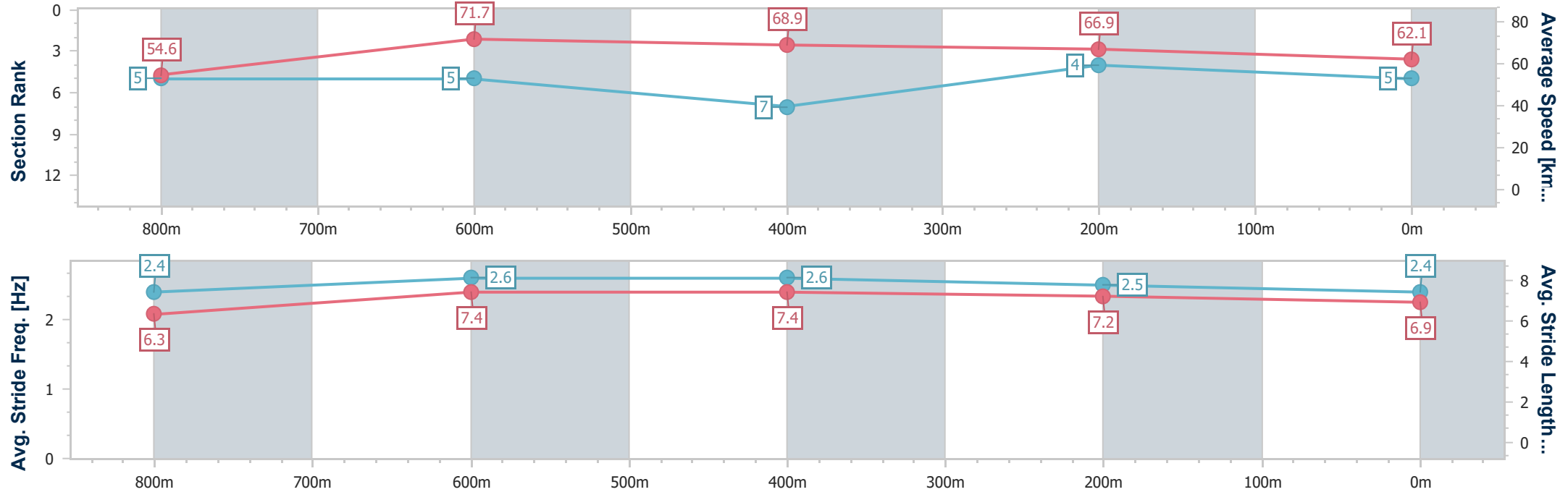
Horse/Jockey Name	King Jester
Final Rank	5
Fastest Section Time (Section)	0:10.11 (800m)
Top Speed [km/h] (Section)	71.3 (600m)
Race State	Finished



TownsvilleProfessional
Race 7: WATCH STATE OF ORIGIN LIVE & FREE ON NINE
OPEN Handicap - 1000m
06 July 2025 - 15:50
Track Rating: Soft 5, Weather: Fine, Rail Position: +6m 1000-
W/Post; +3m Remainder of Course.



Section	Overall	800m	600m	400m	200m									
Section Times	0:56.17 [5] (0:13.19)	0:42.98 [5] (0:10.11)	0:32.87 [5] (0:10.49)	0:22.38 [7] (0:10.78)	0:11.60 [4] (0:11.60)									
Average Speed [km/h]	54.6	71.7	68.9	66.9	62.1									
Top Speed [km/h]	67.3	68.8	71.3	68.7	65.5									
Avg. Dist. to Rail [m]	6.1	2.1	0.9	1.5	2.4									
Avg. Stride Freq. [Hz]	2.4	2.6	2.6	2.5	2.4									
Avg. Stride Length [m]	6.3	7.4	7.4	7.2	6.9									





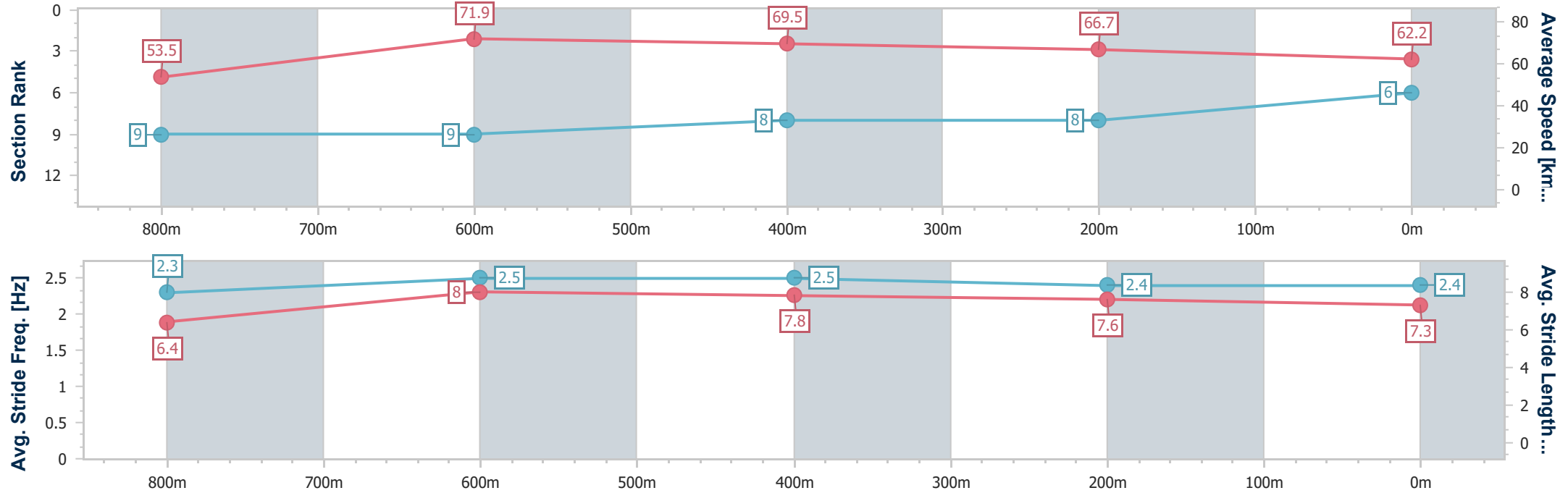
Horse/Jockey Name	Turbeau
Final Rank	6
Fastest Section Time (Section)	0:10.05 (800m)
Top Speed [km/h] (Section)	71.4 (600m)
Race State	Finished



TownsvilleProfessional
Race 7: WATCH STATE OF ORIGIN LIVE & FREE ON NINE
OPEN Handicap - 1000m
06 July 2025 - 15:50
Track Rating: Soft 5, Weather: Fine, Rail Position: +6m 1000-
W/Post; +3m Remainder of Course.



Section	Overall	800m	600m	400m	200m										
Section Times	0:56.33 [6] (0:13.45)	0:42.88 [9] (0:10.05)	0:32.83 [9] (0:10.42)	0:22.41 [8] (0:10.83)	0:11.58 [8] (0:11.58)										
Average Speed [km/h]	53.5	71.9	69.5	66.7	62.2										
Top Speed [km/h]	67.7	69.1	71.4	68.5	64.4										
Avg. Dist. to Rail [m]	3.4	1.4	1.1	2.6	2.6										
Avg. Stride Freq. [Hz]	2.3	2.5	2.5	2.4	2.4										
Avg. Stride Length [m]	6.4	8.0	7.8	7.6	7.3										





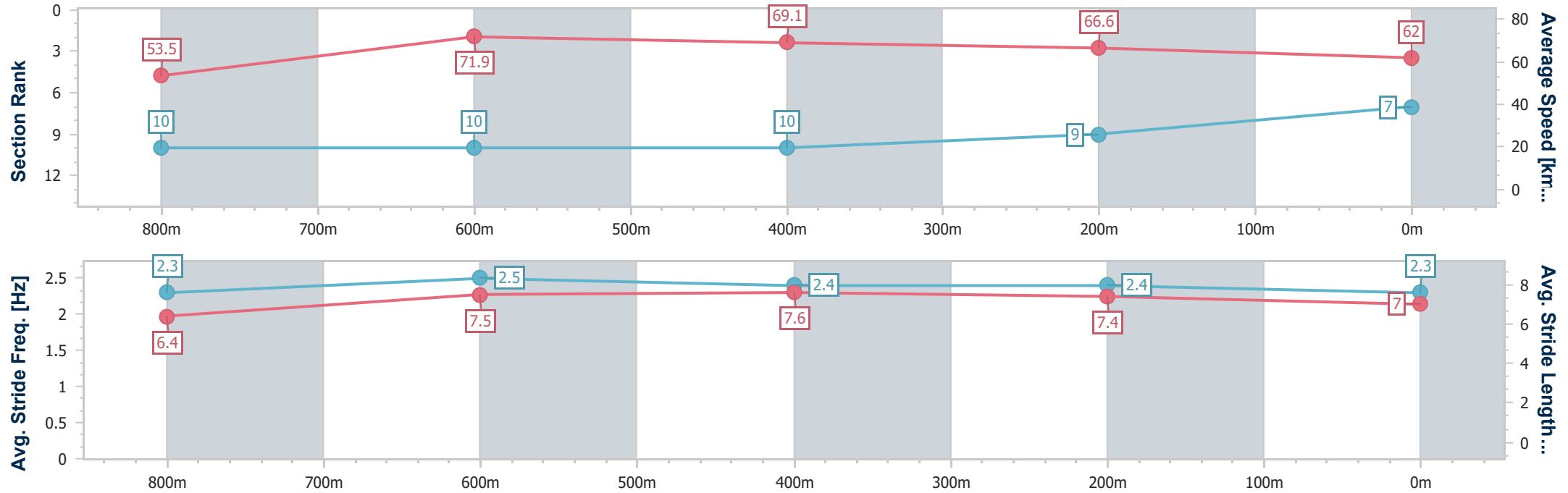
Horse/Jockey Name	Molongle Surprise
Final Rank	7
Fastest Section Time (Section)	0:10.15 (800m)
Top Speed [km/h] (Section)	70.8 (600m)
Race State	Finished



TownsvilleProfessional
Race 7: WATCH STATE OF ORIGIN LIVE & FREE ON NINE
OPEN Handicap - 1000m
06 July 2025 - 15:50
Track Rating: Soft 5, Weather: Fine, Rail Position: +6m 1000-
W/Post; +3m Remainder of Course.



Section	Overall	800m	600m	400m	200m								
Section Times	0:56.48 [7] (0:13.46)	0:43.02 [10] (0:10.15)	0:32.87 [10] (0:10.46)	0:22.41 [10] (0:10.81)	0:11.60 [9] (0:11.60)								
Average Speed [km/h]	53.5	71.9	69.1	66.6	62.0								
Top Speed [km/h]	65.5	69.1	70.8	69.2	65.2								
Avg. Dist. to Rail [m]	6.8	3.5	0.8	1.1	2.1								
Avg. Stride Freq. [Hz]	2.3	2.5	2.4	2.4	2.3								
Avg. Stride Length [m]	6.4	7.5	7.6	7.4	7.0								





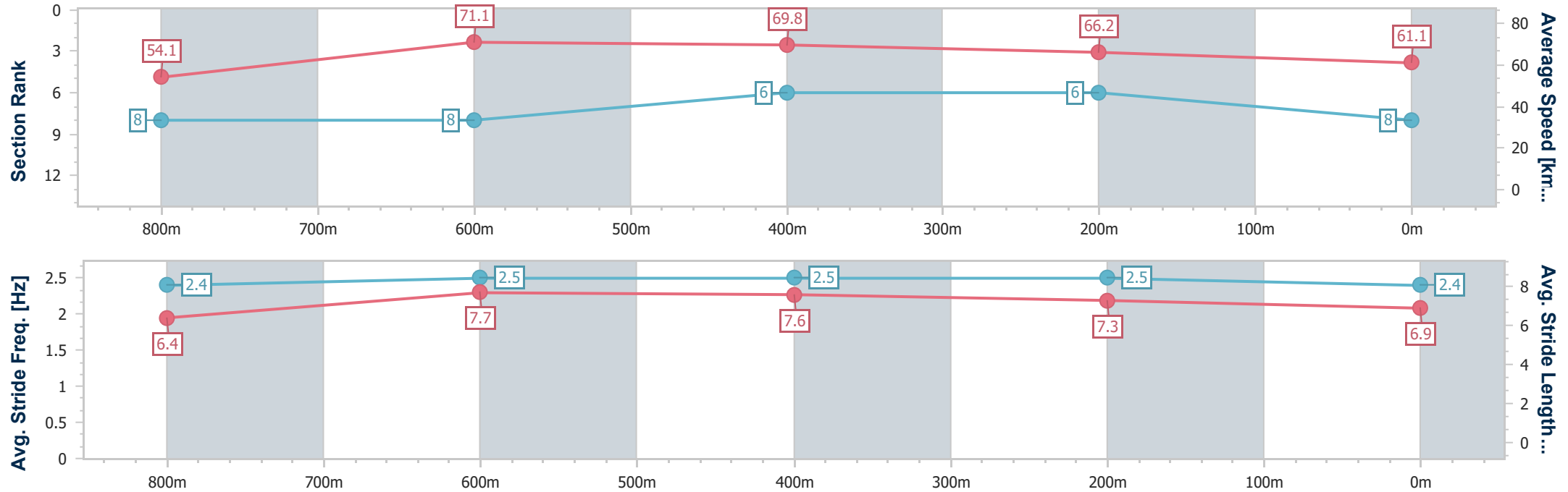
Horse/Jockey Name	Jemeldi
Final Rank	8
Fastest Section Time (Section)	0:10.14 (800m)
Top Speed [km/h] (Section)	71.9 (600m)
Race State	Finished



TownsvilleProfessional
Race 7: WATCH STATE OF ORIGIN LIVE & FREE ON NINE
OPEN Handicap - 1000m
06 July 2025 - 15:50
Track Rating: Soft 5, Weather: Fine, Rail Position: +6m 1000-
W/Post; +3m Remainder of Course.



Section	Overall	800m	600m	400m	200m								
Section Times	0:56.48 [8] (0:13.31)	0:43.17 [8] (0:10.14)	0:33.03 [8] (0:10.33)	0:22.70 [6] (0:10.91)	0:11.79 [6] (0:11.79)								
Average Speed [km/h]	54.1	71.1	69.8	66.2	61.1								
Top Speed [km/h]	67.3	68.4	71.9	67.3	64.9								
Avg. Dist. to Rail [m]	1.6	0.5	0.3	1.8	1.3								
Avg. Stride Freq. [Hz]	2.4	2.5	2.5	2.5	2.4								
Avg. Stride Length [m]	6.4	7.7	7.6	7.3	6.9								





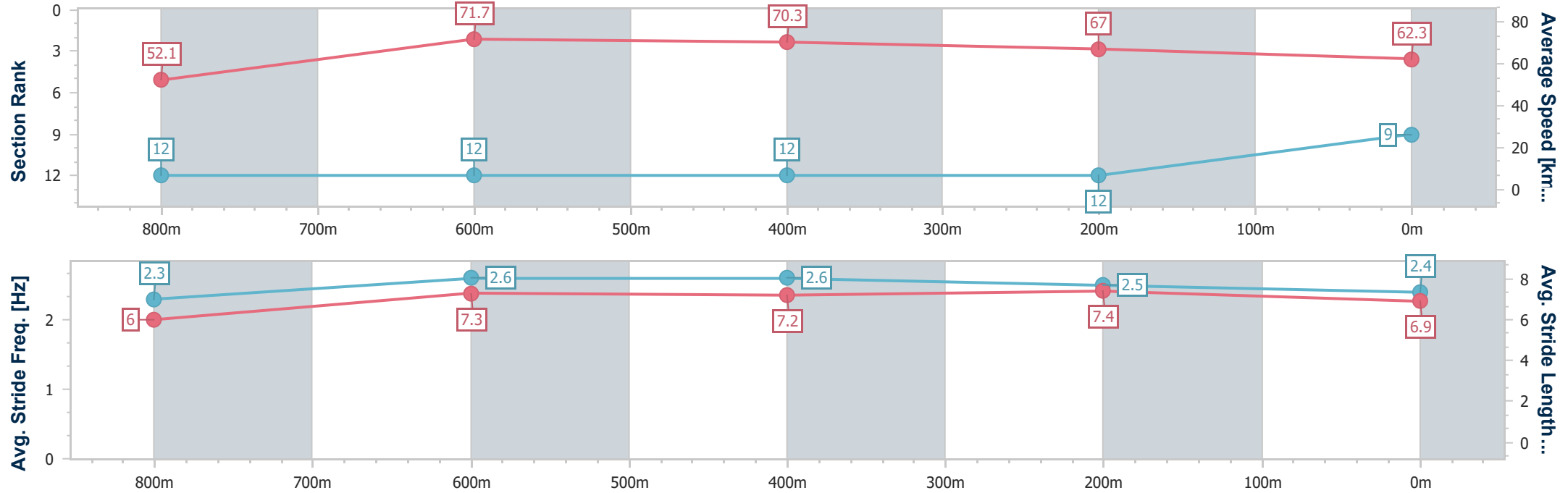
Horse/Jockey Name	Inching Closer
Final Rank	9
Fastest Section Time (Section)	0:10.12 (800m)
Top Speed [km/h] (Section)	71.8 (600m)
Race State	Finished



TownsvilleProfessional
Race 7: WATCH STATE OF ORIGIN LIVE & FREE ON NINE
OPEN Handicap - 1000m
06 July 2025 - 15:50
Track Rating: Soft 5, Weather: Fine, Rail Position: +6m 1000-
W/Post; +3m Remainder of Course.



Section	Overall	800m	600m	400m	200m								
Section Times	0:56.64 [9] (0:13.84)	0:42.80 [12] (0:10.12)	0:32.68 [12] (0:10.33)	0:22.35 [12] (0:10.79)	0:11.56 [12] (0:11.56)								
Average Speed [km/h]	52.1	71.7	70.3	67.0	62.3								
Top Speed [km/h]	66.6	69.1	71.8	69.0	64.9								
Avg. Dist. to Rail [m]	8.8	2.4	1.8	4.0	4.6								
Avg. Stride Freq. [Hz]	2.3	2.6	2.6	2.5	2.4								
Avg. Stride Length [m]	6.0	7.3	7.2	7.4	6.9								





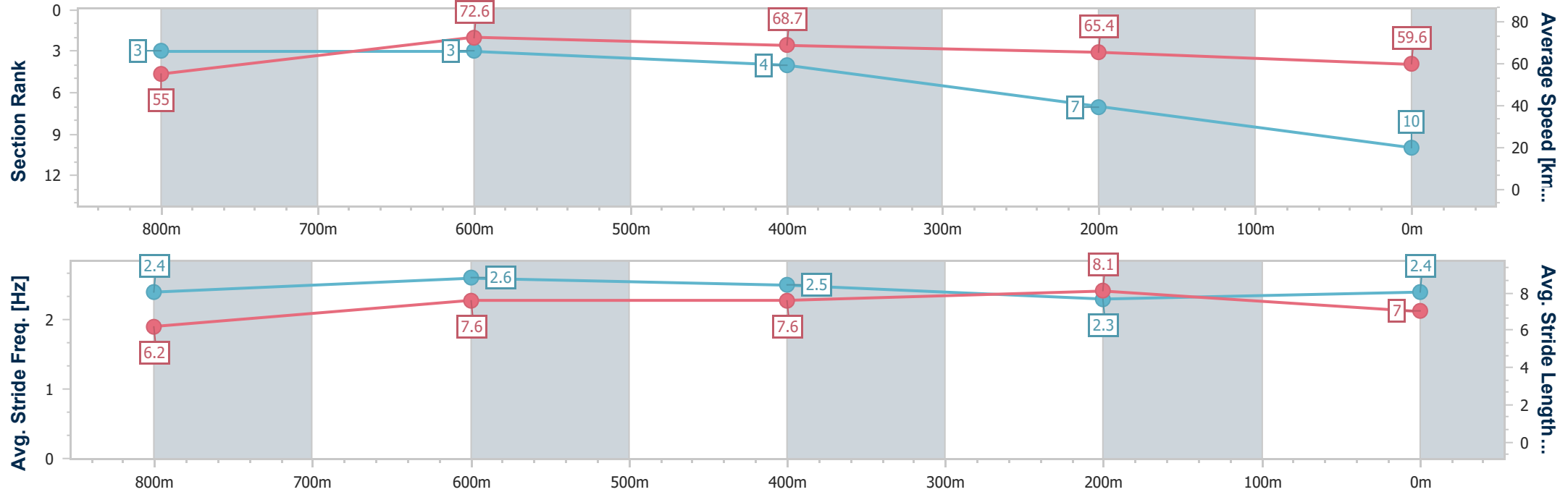
Horse/Jockey Name	Lady Rain
Final Rank	10
Fastest Section Time (Section)	0:10.00 (800m)
Top Speed [km/h] (Section)	71.3 (600m)
Race State	Finished



TownsvilleProfessional
Race 7: WATCH STATE OF ORIGIN LIVE & FREE ON NINE
OPEN Handicap - 1000m
06 July 2025 - 15:50
Track Rating: Soft 5, Weather: Fine, Rail Position: +6m 1000-
W/Post; +3m Remainder of Course.



Section	Overall	800m	600m	400m	200m									
Section Times	0:56.79 [10] (0:13.11)	0:43.68 [3] (0:10.00)	0:33.68 [3] (0:10.56)	0:23.12 [4] (0:11.05)	0:12.07 [7] (0:12.07)									
Average Speed [km/h]	55.0	72.6	68.7	65.4	59.6									
Top Speed [km/h]	67.7	70.2	71.3	66.7	63.9									
Avg. Dist. to Rail [m]	9.4	2.4	1.6	3.7	3.7									
Avg. Stride Freq. [Hz]	2.4	2.6	2.5	2.3	2.4									
Avg. Stride Length [m]	6.2	7.6	7.6	8.1	7.0									





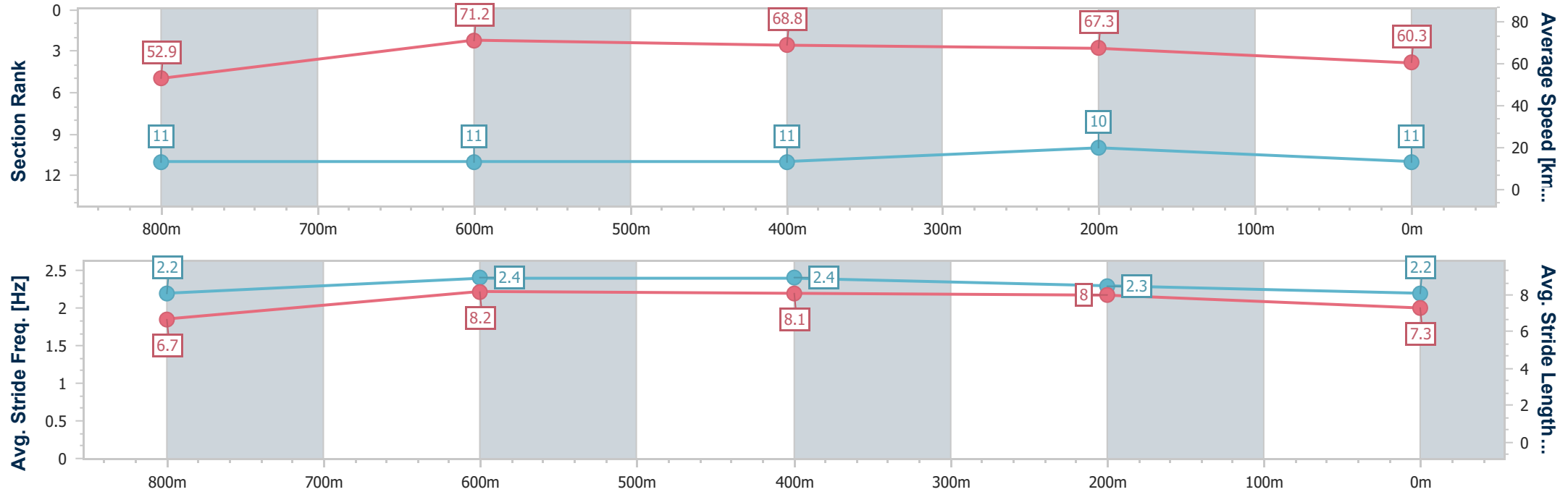
Horse/Jockey Name	Last Descend
Final Rank	11
Fastest Section Time (Section)	0:10.15 (800m)
Top Speed [km/h] (Section)	71.5 (600m)
Race State	Finished



TownsvilleProfessional
Race 7: WATCH STATE OF ORIGIN LIVE & FREE ON NINE
OPEN Handicap - 1000m
06 July 2025 - 15:50
Track Rating: Soft 5, Weather: Fine, Rail Position: +6m 1000-
W/Post; +3m Remainder of Course.



Section	Overall	800m	600m	400m	200m								
Section Times	0:56.87 [11] (0:13.62)	0:43.25 [11] (0:10.15)	0:33.10 [11] (0:10.46)	0:22.64 [11] (0:10.70)	0:11.94 [10] (0:11.94)								
Average Speed [km/h]	52.9	71.2	68.8	67.3	60.3								
Top Speed [km/h]	67.3	69.1	71.5	70.5	65.8								
Avg. Dist. to Rail [m]	4.3	0.7	0.3	0.9	2.1								
Avg. Stride Freq. [Hz]	2.2	2.4	2.4	2.3	2.2								
Avg. Stride Length [m]	6.7	8.2	8.1	8.0	7.3								



[] Ranking at each section and finish
-.-.- No data available at this section
NA No data available



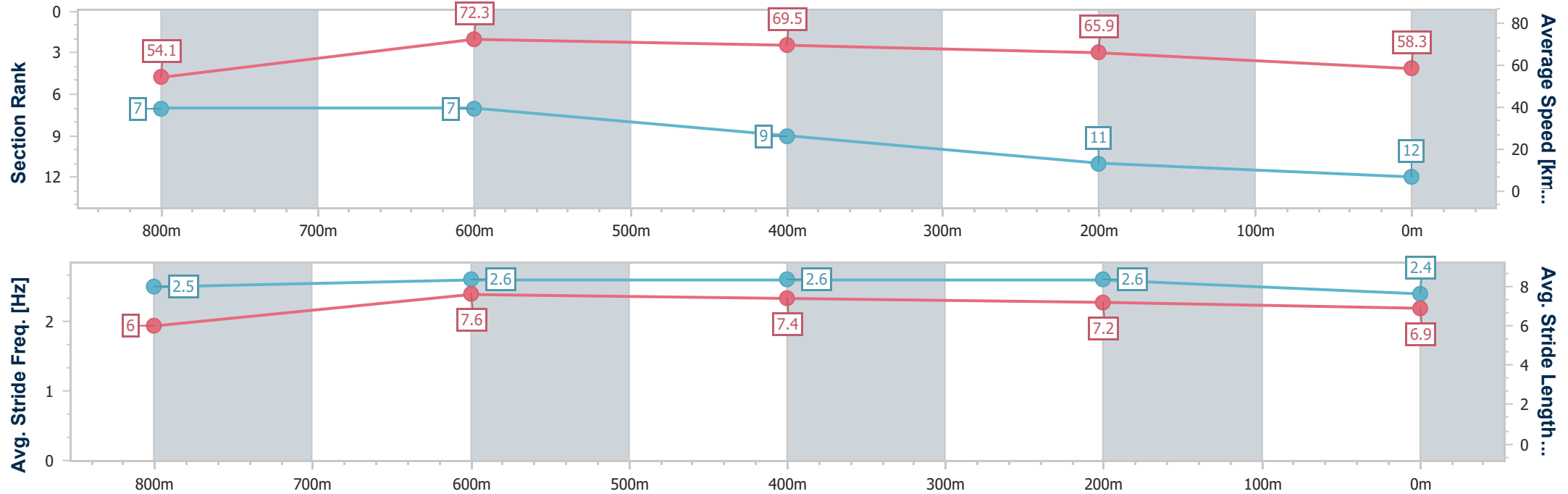
Horse/Jockey Name	Your Too Good
Final Rank	12
Fastest Section Time (Section)	0:10.10 (800m)
Top Speed [km/h] (Section)	71.2 (Overall)
Race State	Finished



TownsvilleProfessional
Race 7: WATCH STATE OF ORIGIN LIVE & FREE ON NINE
OPEN Handicap - 1000m
06 July 2025 - 15:50
Track Rating: Soft 5, Weather: Fine, Rail Position: +6m 1000-
W/Post; +3m Remainder of Course.



Section	Overall	800m	600m	400m	200m								
Section Times	0:57.30 [12] (0:13.30)	0:44.00 [7] (0:10.10)	0:33.90 [7] (0:10.54)	0:23.36 [9] (0:11.01)	0:12.35 [11] (0:12.35)								
Average Speed [km/h]	54.1	72.3	69.5	65.9	58.3								
Top Speed [km/h]	71.2	66.2	68.4	67.5	63.3								
Avg. Dist. to Rail [m]	8.7	3.4	3.6	5.2	6.5								
Avg. Stride Freq. [Hz]	2.5	2.6	2.6	2.6	2.4								
Avg. Stride Length [m]	6.0	7.6	7.4	7.2	6.9								





TownsvilleProfessional

Race 8: LADBROKES MAGNETIC ISLAND MILE OPEN Handicap - 1609m

06 July 2025 - 16:30



Track Rating: Soft 5, Weather: Fine, Rail Position: +6m 1000-W/Post; +3m Remainder of Course.

Section						Overall	1400m	1200m	1000m	800m	600m	400m	Last 600m	
Field Times						1:35.90 (0:15.25)	1:20.65 (0:11.33)	1:09.32 (0:11.74)	0:57.58 (0:11.67)	0:45.91 (0:11.38)	0:34.53 (0:11.38)	0:23.15 (0:11.22)	0:34.53	
Rank	TAB	Horse/Jockey	Barrier	Top Speed [km/h]	Fastest Section									Distance Travelled [m]
1	9	TAMBO'S JUSTICE	6	65.6	0:11.20	1:35.90 [1]	1:20.54 [2]	1:08.97 [2]	0:57.24 [2]	0:45.63 [2]	0:34.35 [2]	0:23.15 [1]	0:34.35	
		Tahlia Fenlon		Overall	600m	(0:15.36)	(0:11.57)	(0:11.73)	(0:11.61)	(0:11.28)	(0:11.20)	(0:11.22)		
2	4	BEAU RAIN	3	66.6	0:11.04	1:35.93 [2]	1:20.06 [4]	1:08.66 [4]	0:56.84 [4]	0:45.13 [4]	0:34.01 [4]	0:22.97 [3]	0:34.01 -2	
		Justin Stanley		800m	600m	(0:15.87)	(0:11.40)	(0:11.82)	(0:11.71)	(0:11.12)	(0:11.04)	(0:11.17)		
3	10	ACCLIMATISE	9	66.0	0:11.20	1:36.31 [3]	1:20.63 [3]	1:09.22 [3]	0:57.46 [3]	0:45.78 [3]	0:34.52 [3]	0:23.32 [4]	0:34.52 +4	
		Jackson Murphy		800m	600m	(0:15.68)	(0:11.41)	(0:11.76)	(0:11.68)	(0:11.26)	(0:11.20)	(0:11.37)		
4	5	SMART LEGEND	2	67.0	0:11.33	1:36.61 [4]	1:21.36 [1]	1:10.03 [1]	0:58.29 [1]	0:46.62 [1]	0:35.24 [1]	0:23.85 [2]	0:35.24 +1	
		Adam Sewell		Overall	1400m	(0:15.25)	(0:11.33)	(0:11.74)	(0:11.67)	(0:11.38)	(0:11.39)	(0:11.47)		
5	11	JOHN JOSEPH	4	66.2	0:11.17	1:36.68 [5]	1:20.58 [6]	1:09.02 [6]	0:57.23 [7]	0:45.61 [7]	0:34.44 [8]	0:23.23 [8]	0:34.44 -1	
		Nathan Thomas		400m	800m	(0:16.10)	(0:11.56)	(0:11.79)	(0:11.62)	(0:11.17)	(0:11.21)	(0:11.35)		
6	1	MR MAESTRO	10	67.4	0:10.90	1:36.72 [6]	1:20.02 [10]	1:08.35 [10]	0:56.75 [10]	0:45.06 [11]	0:34.10 [10]	0:23.20 [10]	0:34.10 +4	
		Ryan Wiggins		600m	600m	(0:16.70)	(0:11.67)	(0:11.60)	(0:11.69)	(0:10.96)	(0:10.90)	(0:11.30)		
7	6	EARLY THOUGHTS	7	66.7	0:11.08	1:36.95 [7]	1:20.95 [5]	1:09.52 [5]	0:57.74 [5]	0:46.08 [5]	0:34.97 [6]	0:23.89 [5]	0:34.97 +2	
		Jason Taylor		800m	600m	(0:16.00)	(0:11.43)	(0:11.78)	(0:11.66)	(0:11.11)	(0:11.08)	(0:11.49)		
8	7	FORTIFIED	1	66.7	0:11.02	1:36.95 [8]	1:20.54 [8]	1:09.13 [8]	0:57.45 [8]	0:45.74 [8]	0:34.72 [7]	0:23.60 [7]	0:34.72 +2	
		Nikki Olzard		800m	800m	(0:16.41)	(0:11.41)	(0:11.68)	(0:11.71)	(0:11.02)	(0:11.12)	(0:11.41)		
9	13	REDWOOD SHADOW	8	66.4	0:11.06	1:36.97 [9]	1:20.44 [9]	1:09.01 [9]	0:57.31 [9]	0:45.57 [9]	0:34.51 [9]	0:23.33 [11]	0:34.51 +3	
		Georgina Cartwright		800m	800m	(0:16.53)	(0:11.43)	(0:11.70)	(0:11.74)	(0:11.06)	(0:11.18)	(0:11.39)		
10	2	ANDALUS	11	67.9	0:10.88	1:37.48 [10]	1:21.20 [7]	1:09.79 [7]	0:58.08 [6]	0:46.41 [6]	0:35.53 [5]	0:24.40 [6]	0:35.53 +9	
		Micheal McDonald		800m	800m	(0:16.28)	(0:11.41)	(0:11.71)	(0:11.67)	(0:10.88)	(0:11.13)	(0:11.63)		

Scratched: Moenave (#8), Release Le Missile (#15), Medal (#14), Olympic Korchnoi (#12)

Report Created: Sun 6 July 2025 16:46 GMT+10 (Note: Timing is based on position data)

Page 1/15

[] Ranking at each section and finish
-:-:- No data available at this section
NA No data available

SCN Saddle cloth number
DNF Did not finish
DNT Did not track

data processed by  TRIPLESDATA



Townsville Professional

Race 8: LADBROKES MAGNETIC ISLAND MILE OPEN Handicap - 1609m

06 July 2025 - 16:30



Track Rating: Soft 5, Weather: Fine, Rail Position: +6m 1000-W/Post; +3m Remainder of Course.

Section					Overall	1400m	1200m	1000m	800m	600m	400m	Last 600m		
Field Times					1:35.90 (0:15.25)	1:20.65 (0:11.33)	1:09.32 (0:11.74)	0:57.58 (0:11.67)	0:45.91 (0:11.38)	0:34.53 (0:11.38)	0:23.15 (0:11.22)	0:34.53		
Rank	TAB	Horse/Jockey	Barrier	Top Speed [km/h]	Fastest Section									Distance Travelled [m]
11	3	SOLAR APEX	5	67.1	0:10.80	1:37.81 [11]	1:20.98 [11]	1:09.37 [11]	0:57.77 [11]	0:46.16 [10]	0:35.10 [11]	0:24.30 [9]	0:35.10	-4
		Gabrielle Semmens		600m	600m	(0:16.83)	(0:11.61)	(0:11.60)	(0:11.61)	(0:11.06)	(0:10.80)	(0:11.52)		

Scratched: Moenave (#8), Release Le Missile (#15), Medal (#14), Olympic Korchnoi (#12)



Townsville Professional

Race 8: LADBROKES MAGNETIC ISLAND MILE OPEN Handicap - 1609m

06 July 2025 - 16:30



Track Rating: Soft 5, Weather: Fine, Rail Position: +6m 1000-W/Post; +3m Remainder of Course.

Section Field Times				200m 0:11.93 (0:11.93)		Last 600m 0:34.53			
Rank	TAB	Horse/Jockey	Barrier	Top Speed [km/h]	Fastest Section	Margin			Distance Travelled [m]
1	9	TAMBO'S JUSTICE	6	65.6	0:11.20	0:11.93 [1]	1:35.90		0:34.35
		Tahlia Fenlon		Overall	600m	(0:11.93)			
2	4	BEAU RAIN	3	66.6	0:11.04	0:11.80 [2]	0.17L		0:34.01 -2
		Justin Stanley		800m	600m	(0:11.80)			
3	10	ACCLIMATISE	9	66.0	0:11.20	0:11.95 [4]	2.42L		0:34.52 +4
		Jackson Murphy		800m	600m	(0:11.95)			
4	5	SMART LEGEND	2	67.0	0:11.33	0:12.38 [3]	4.19L		0:35.24 +1
		Adam Sewell		Overall	1400m	(0:12.38)			
5	11	JOHN JOSEPH	4	66.2	0:11.17	0:11.88 [8]	4.6L		0:34.44 -1
		Nathan Thomas		400m	800m	(0:11.88)			
6	1	MR MAESTRO	10	67.4	0:10.90	0:11.90 [9]	4.82L		0:34.10 +4
		Ryan Wiggins		600m	600m	(0:11.90)			
7	6	EARLY THOUGHTS	7	66.7	0:11.08	0:12.40 [5]	6.17L		0:34.97 +2
		Jason Taylor		800m	600m	(0:12.40)			
8	7	FORTIFIED	1	66.7	0:11.02	0:12.19 [7]	6.2L		0:34.72 +2
		Nikki Olzard		800m	800m	(0:12.19)			
9	13	REDWOOD SHADOW	8	66.4	0:11.06	0:11.94 [10]	6.31L		0:34.51 +3
		Georgina Cartwright		800m	800m	(0:11.94)			
10	2	ANDALUS	11	67.9	0:10.88	0:12.77 [6]	9.31L		0:35.53 +9
		Micheal McDonald		800m	800m	(0:12.77)			

Scratched: Moenave (#8), Release Le Missile (#15), Medal (#14), Olympic Korchnoi (#12)

Report Created: Sun 6 July 2025 16:46 GMT+10 (Note: Timing is based on position data)

Page 3/15

[] Ranking at each section and finish
-:-:- No data available at this section
NA No data available

SCN Saddle cloth number
DNF Did not finish
DNT Did not track

data processed by  TRIPLESDATA



TownsvilleProfessional

Race 8: LADBROKES MAGNETIC ISLAND MILE OPEN Handicap - 1609m

06 July 2025 - 16:30



Track Rating: Soft 5, Weather: Fine, Rail Position: +6m 1000-W/Post; +3m Remainder of Course.

Section					200m	Last 600m		
Field Times					0:11.93 (0:11.93)	0:34.53		
Rank	TAB	Horse/Jockey	Barrier	Top Speed [km/h]	Fastest Section	Margin		Distance Travelled [m]
11	3	SOLAR APEX	5	67.1	0:10.80	0:12.78 [11]	11.25L	0:35.10
		Gabrielle Semmens		600m	600m	(0:12.78)		-4

Scratched: Moenave (#8), Release Le Missile (#15), Medal (#14), Olympic Korchnoi (#12)



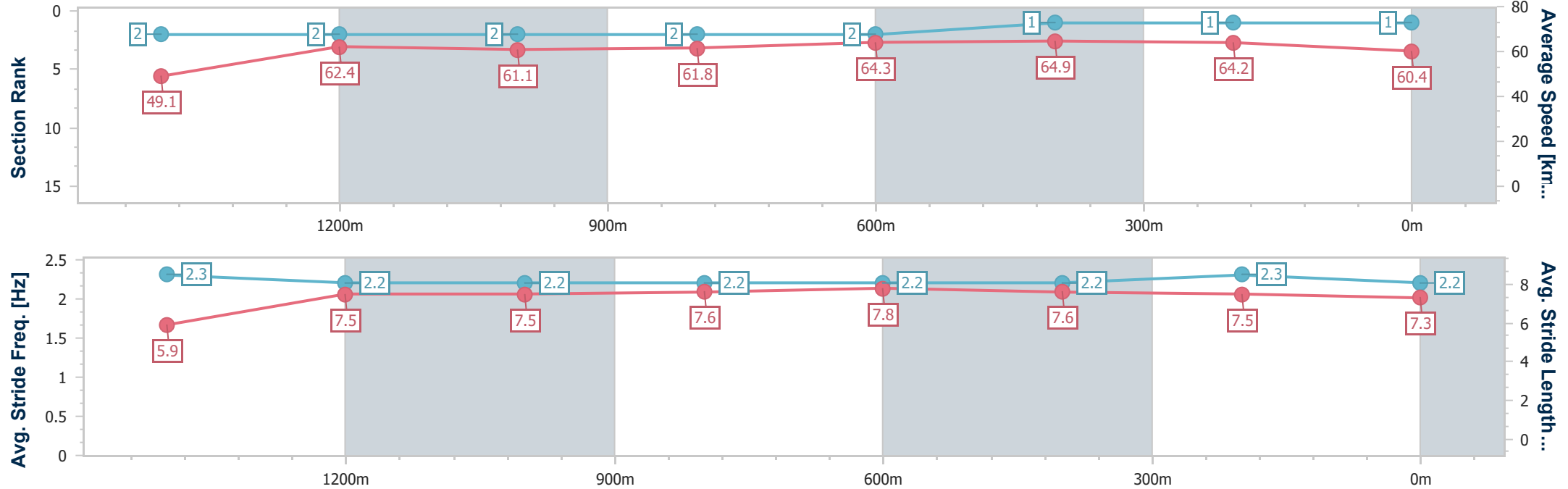
Horse/Jockey Name	Tambo's Justice
Final Rank	1
Fastest Section Time (Section)	0:11.20 (600m)
Top Speed [km/h] (Section)	65.6 (Overall)
Race State	Finished



TownsvilleProfessional
Race 8: LADBROKES MAGNETIC ISLAND MILE OPEN
Handicap - 1609m
06 July 2025 - 16:30
Track Rating: Soft 5, Weather: Fine, Rail Position: +6m 1000-
W/Post; +3m Remainder of Course.



Section	Overall	1400m	1200m	1000m	800m	600m	400m	200m					
Section Times	1:35.90 [1] (0:15.36)	1:20.54 [2] (0:11.57)	1:08.97 [2] (0:11.73)	0:57.24 [2] (0:11.61)	0:45.63 [2] (0:11.28)	0:34.35 [2] (0:11.20)	0:23.15 [1] (0:11.22)	0:11.93 [1] (0:11.93)					
Average Speed [km/h]	49.1	62.4	61.1	61.8	64.3	64.9	64.2	60.4					
Top Speed [km/h]	65.6	64.7	63.1	63.6	64.9	65.2	64.8	63.1					
Avg. Dist. to Rail [m]	5.5	0.4	1.3	1.2	1.0	1.9	2.1	1.6					
Avg. Stride Freq. [Hz]	2.3	2.2	2.2	2.2	2.2	2.2	2.3	2.2					
Avg. Stride Length [m]	5.9	7.5	7.5	7.6	7.8	7.6	7.5	7.3					





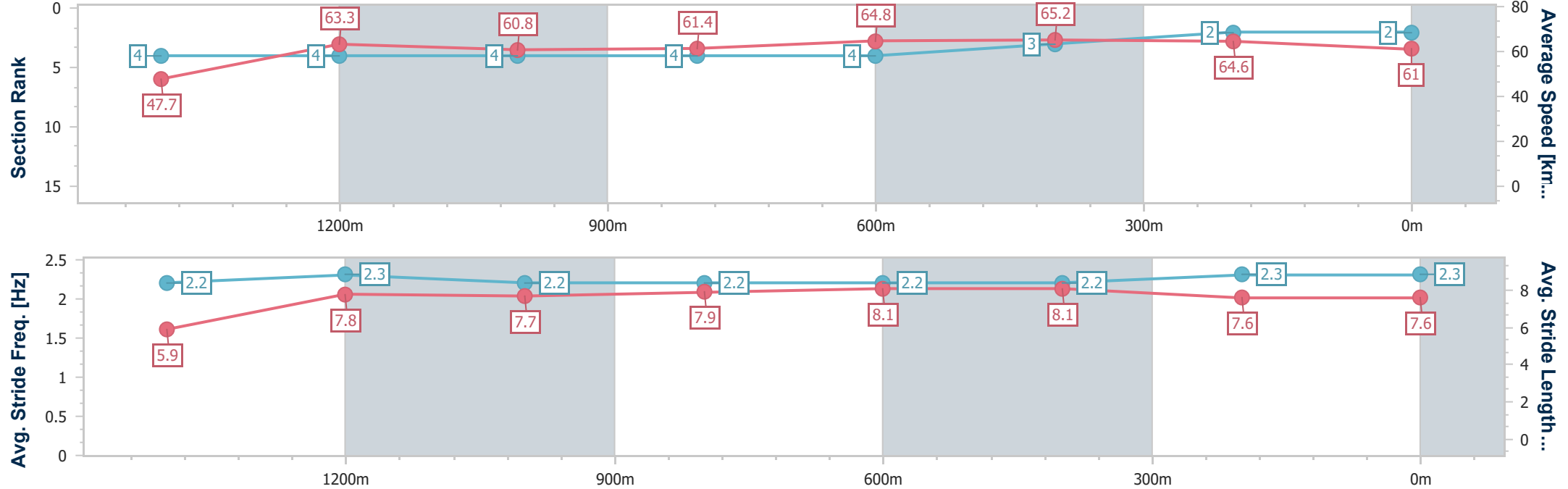
Horse/Jockey Name	Beau Rain
Final Rank	2
Fastest Section Time (Section)	0:11.04 (600m)
Top Speed [km/h] (Section)	66.6 (800m)
Race State	Finished



TownsvilleProfessional
Race 8: LADBROKES MAGNETIC ISLAND MILE OPEN
Handicap - 1609m
06 July 2025 - 16:30
Track Rating: Soft 5, Weather: Fine, Rail Position: +6m 1000-
W/Post; +3m Remainder of Course.



Section	Overall	1400m	1200m	1000m	800m	600m	400m	200m					
Section Times	1:35.93 [2] (0:15.87)	1:20.06 [4] (0:11.40)	1:08.66 [4] (0:11.82)	0:56.84 [4] (0:11.71)	0:45.13 [4] (0:11.12)	0:34.01 [4] (0:11.04)	0:22.97 [3] (0:11.17)	0:11.80 [2] (0:11.80)					
Average Speed [km/h]	47.7	63.3	60.8	61.4	64.8	65.2	64.6	61.0					
Top Speed [km/h]	63.2	64.6	61.9	63.7	66.6	66.5	65.8	63.5					
Avg. Dist. to Rail [m]	5.2	0.9	0.8	0.9	0.2	0.2	2.3	3.8					
Avg. Stride Freq. [Hz]	2.2	2.3	2.2	2.2	2.2	2.2	2.3	2.3					
Avg. Stride Length [m]	5.9	7.8	7.7	7.9	8.1	8.1	7.6	7.6					





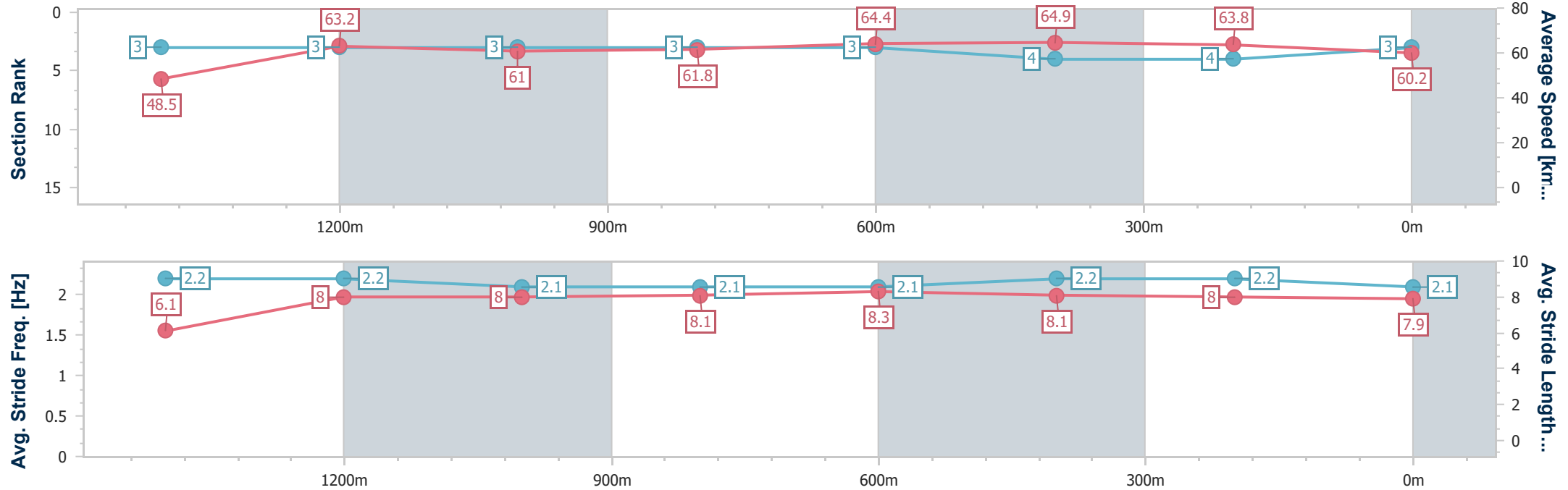
Horse/Jockey Name	Acclimatise
Final Rank	3
Fastest Section Time (Section)	0:11.20 (600m)
Top Speed [km/h] (Section)	66.0 (800m)
Race State	Finished



TownsvilleProfessional
Race 8: LADBROKES MAGNETIC ISLAND MILE OPEN
Handicap - 1609m
06 July 2025 - 16:30
Track Rating: Soft 5, Weather: Fine, Rail Position: +6m 1000-
W/Post; +3m Remainder of Course.



Section	Overall	1400m	1200m	1000m	800m	600m	400m	200m					
Section Times	1:36.31 [3] (0:15.68)	1:20.63 [3] (0:11.41)	1:09.22 [3] (0:11.76)	0:57.46 [3] (0:11.68)	0:45.78 [3] (0:11.26)	0:34.52 [3] (0:11.20)	0:23.32 [4] (0:11.37)	0:11.95 [4] (0:11.95)					
Average Speed [km/h]	48.5	63.2	61.0	61.8	64.4	64.9	63.8	60.2					
Top Speed [km/h]	64.2	64.5	62.6	63.5	66.0	65.7	65.1	62.7					
Avg. Dist. to Rail [m]	7.9	0.9	1.1	1.3	1.7	2.0	4.7	5.9					
Avg. Stride Freq. [Hz]	2.2	2.2	2.1	2.1	2.1	2.2	2.2	2.1					
Avg. Stride Length [m]	6.1	8.0	8.0	8.1	8.3	8.1	8.0	7.9					





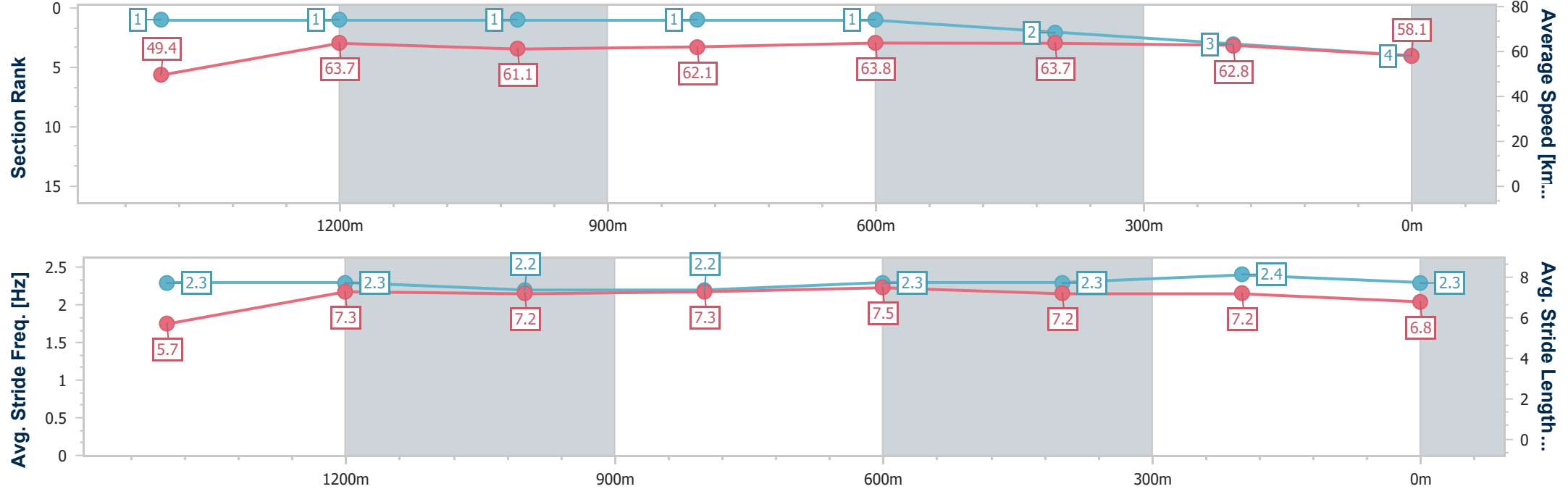
Horse/Jockey Name	Smart Legend
Final Rank	4
Fastest Section Time (Section)	0:11.33 (1400m)
Top Speed [km/h] (Section)	67.0 (Overall)
Race State	Finished



TownsvilleProfessional
Race 8: LADBROKES MAGNETIC ISLAND MILE OPEN
Handicap - 1609m
06 July 2025 - 16:30
Track Rating: Soft 5, Weather: Fine, Rail Position: +6m 1000-
W/Post; +3m Remainder of Course.



Section	Overall	1400m	1200m	1000m	800m	600m	400m	200m					
Section Times	1:36.61 [4] (0:15.25)	1:21.36 [1] (0:11.33)	1:10.03 [1] (0:11.74)	0:58.29 [1] (0:11.67)	0:46.62 [1] (0:11.38)	0:35.24 [1] (0:11.39)	0:23.85 [2] (0:11.47)	0:12.38 [3] (0:12.38)					
Average Speed [km/h]	49.4	63.7	61.1	62.1	63.8	63.7	62.8	58.1					
Top Speed [km/h]	67.0	66.1	61.8	63.3	64.8	64.2	64.2	61.0					
Avg. Dist. to Rail [m]	4.2	0.8	1.0	1.8	2.0	1.1	1.1	1.3					
Avg. Stride Freq. [Hz]	2.3	2.3	2.2	2.2	2.3	2.3	2.4	2.3					
Avg. Stride Length [m]	5.7	7.3	7.2	7.3	7.5	7.2	7.2	6.8					





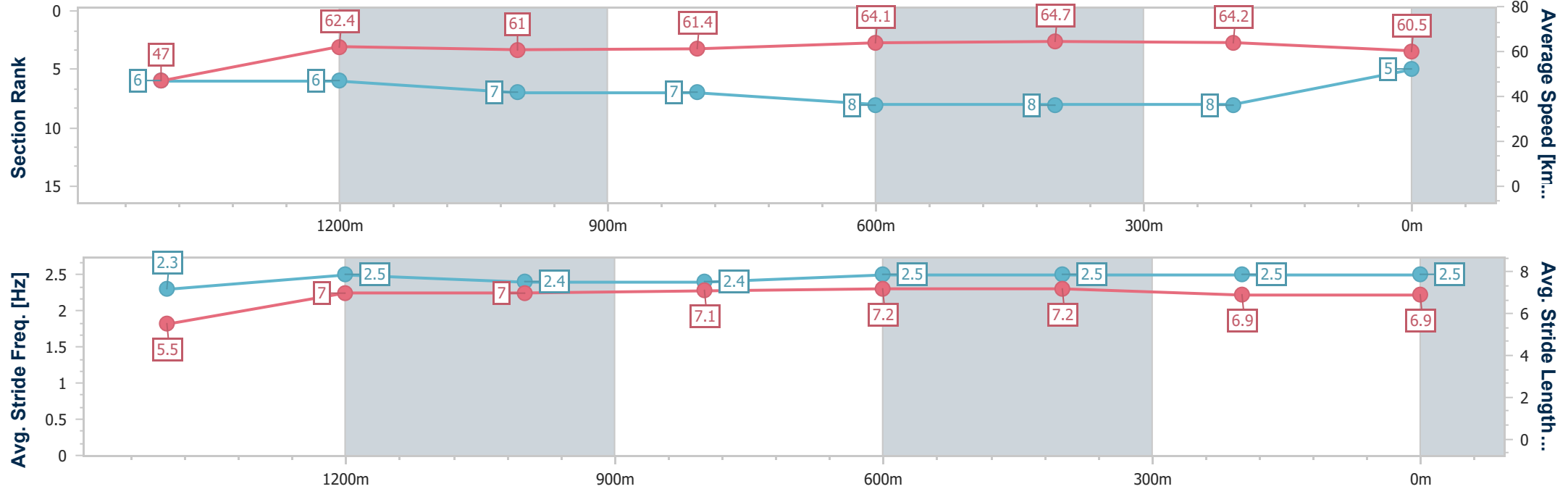
Horse/Jockey Name	John Joseph
Final Rank	5
Fastest Section Time (Section)	0:11.17 (800m)
Top Speed [km/h] (Section)	66.2 (400m)
Race State	Finished



TownsvilleProfessional
Race 8: LADBROKES MAGNETIC ISLAND MILE OPEN
Handicap - 1609m
06 July 2025 - 16:30
Track Rating: Soft 5, Weather: Fine, Rail Position: +6m 1000-
W/Post; +3m Remainder of Course.



Section	Overall	1400m	1200m	1000m	800m	600m	400m	200m					
Section Times	1:36.68 [5] (0:16.10)	1:20.58 [6] (0:11.56)	1:09.02 [6] (0:11.79)	0:57.23 [7] (0:11.62)	0:45.61 [7] (0:11.17)	0:34.44 [8] (0:11.21)	0:23.23 [8] (0:11.35)	0:11.88 [8] (0:11.88)					
Average Speed [km/h]	47.0	62.4	61.0	61.4	64.1	64.7	64.2	60.5					
Top Speed [km/h]	63.1	63.0	62.7	63.2	64.9	65.3	66.2	66.1					
Avg. Dist. to Rail [m]	5.6	0.3	1.1	1.9	1.1	1.8	6.3	6.0					
Avg. Stride Freq. [Hz]	2.3	2.5	2.4	2.4	2.5	2.5	2.5	2.5					
Avg. Stride Length [m]	5.5	7.0	7.0	7.1	7.2	7.2	6.9	6.9					





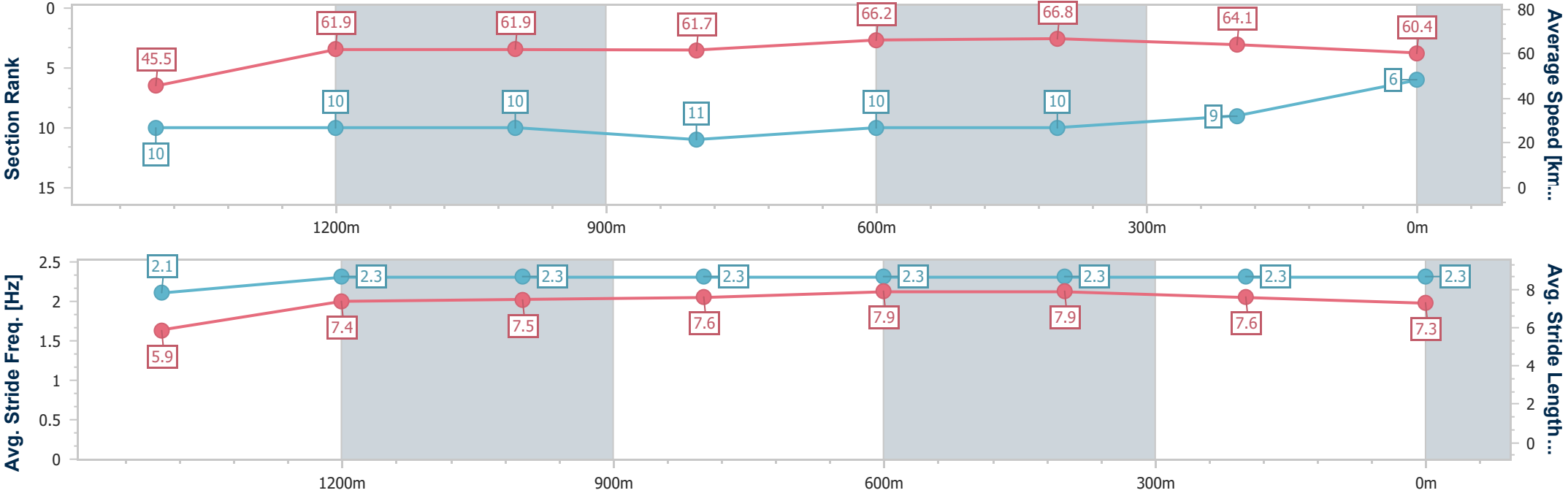
Horse/Jockey Name	Mr Maestro
Final Rank	6
Fastest Section Time (Section)	0:10.90 (600m)
Top Speed [km/h] (Section)	67.4 (600m)
Race State	Finished



TownsvilleProfessional
Race 8: LADBROKES MAGNETIC ISLAND MILE OPEN
Handicap - 1609m
06 July 2025 - 16:30
Track Rating: Soft 5, Weather: Fine, Rail Position: +6m 1000-
W/Post; +3m Remainder of Course.



Section	Overall	1400m	1200m	1000m	800m	600m	400m	200m					
Section Times	1:36.72 [6] (0:16.70)	1:20.02 [10] (0:11.67)	1:08.35 [10] (0:11.60)	0:56.75 [10] (0:11.69)	0:45.06 [11] (0:10.96)	0:34.10 [10] (0:10.90)	0:23.20 [10] (0:11.30)	0:11.90 [9] (0:11.90)					
Average Speed [km/h]	45.5	61.9	61.9	61.7	66.2	66.8	64.1	60.4					
Top Speed [km/h]	61.1	62.6	62.6	64.2	67.2	67.4	65.4	63.9					
Avg. Dist. to Rail [m]	8.0	1.1	1.0	1.3	1.7	2.1	4.3	4.4					
Avg. Stride Freq. [Hz]	2.1	2.3	2.3	2.3	2.3	2.3	2.3	2.3					
Avg. Stride Length [m]	5.9	7.4	7.5	7.6	7.9	7.9	7.6	7.3					





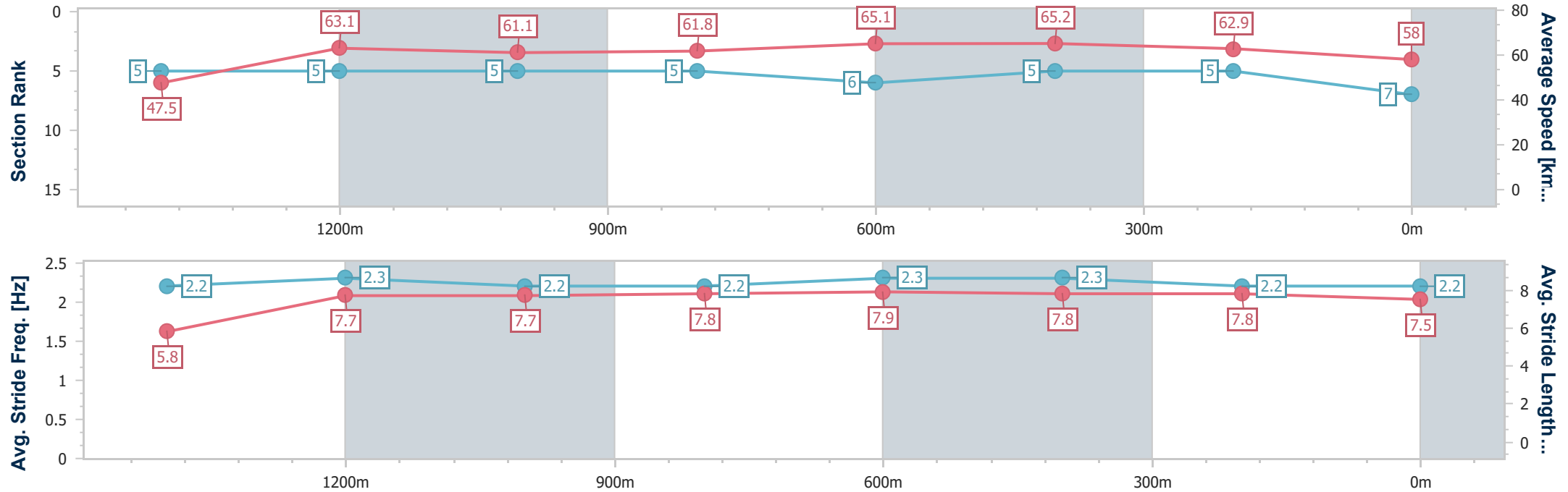
Horse/Jockey Name	Early Thoughts
Final Rank	7
Fastest Section Time (Section)	0:11.08 (600m)
Top Speed [km/h] (Section)	66.7 (800m)
Race State	Finished



TownsvilleProfessional
Race 8: LADBROKES MAGNETIC ISLAND MILE OPEN
Handicap - 1609m
06 July 2025 - 16:30
Track Rating: Soft 5, Weather: Fine, Rail Position: +6m 1000-
W/Post; +3m Remainder of Course.



Section	Overall	1400m	1200m	1000m	800m	600m	400m	200m					
Section Times	1:36.95 [7] (0:16.00)	1:20.95 [5] (0:11.43)	1:09.52 [5] (0:11.78)	0:57.74 [5] (0:11.66)	0:46.08 [5] (0:11.11)	0:34.97 [6] (0:11.08)	0:23.89 [5] (0:11.49)	0:12.40 [5] (0:12.40)					
Average Speed [km/h]	47.5	63.1	61.1	61.8	65.1	65.2	62.9	58.0					
Top Speed [km/h]	64.3	64.3	61.6	64.0	66.7	66.6	65.6	60.3					
Avg. Dist. to Rail [m]	6.8	1.5	1.1	1.0	0.8	0.9	3.2	5.2					
Avg. Stride Freq. [Hz]	2.2	2.3	2.2	2.2	2.3	2.3	2.2	2.2					
Avg. Stride Length [m]	5.8	7.7	7.7	7.8	7.9	7.8	7.8	7.5					





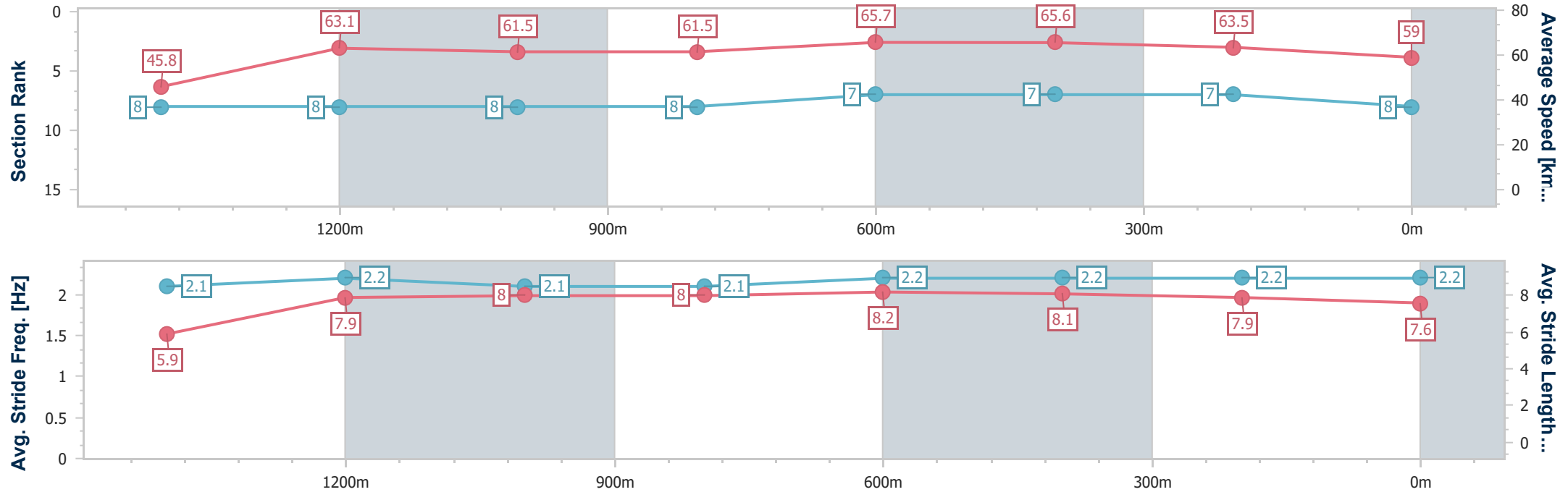
Horse/Jockey Name	Fortified
Final Rank	8
Fastest Section Time (Section)	0:11.02 (800m)
Top Speed [km/h] (Section)	66.7 (800m)
Race State	Finished



TownsvilleProfessional
Race 8: LADBROKES MAGNETIC ISLAND MILE OPEN
Handicap - 1609m
06 July 2025 - 16:30
Track Rating: Soft 5, Weather: Fine, Rail Position: +6m 1000-
W/Post; +3m Remainder of Course.



Section	Overall	1400m	1200m	1000m	800m	600m	400m	200m					
Section Times	1:36.95 [8] (0:16.41)	1:20.54 [8] (0:11.41)	1:09.13 [8] (0:11.68)	0:57.45 [8] (0:11.71)	0:45.74 [8] (0:11.02)	0:34.72 [7] (0:11.12)	0:23.60 [7] (0:11.41)	0:12.19 [7] (0:12.19)					
Average Speed [km/h]	45.8	63.1	61.5	61.5	65.7	65.6	63.5	59.0					
Top Speed [km/h]	63.1	64.0	62.7	63.9	66.7	66.4	64.8	62.2					
Avg. Dist. to Rail [m]	3.7	0.3	0.9	1.3	1.4	2.5	5.9	8.2					
Avg. Stride Freq. [Hz]	2.1	2.2	2.1	2.1	2.2	2.2	2.2	2.2					
Avg. Stride Length [m]	5.9	7.9	8.0	8.0	8.2	8.1	7.9	7.6					





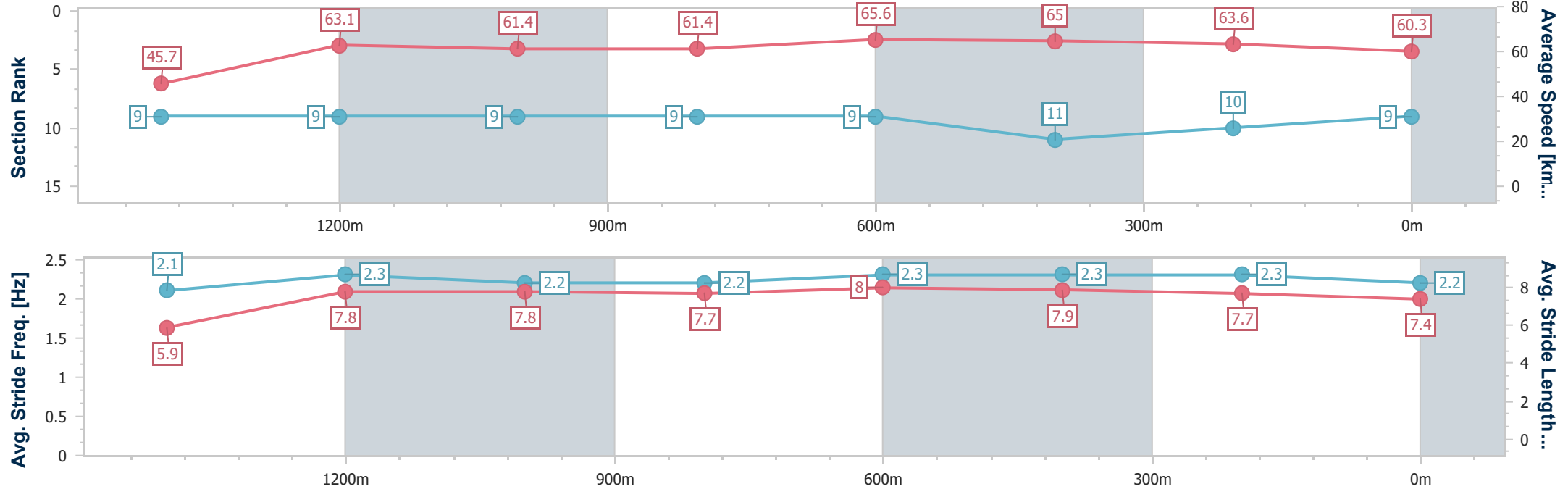
Horse/Jockey Name	Redwood Shadow
Final Rank	9
Fastest Section Time (Section)	0:11.06 (800m)
Top Speed [km/h] (Section)	66.4 (800m)
Race State	Finished



TownsvilleProfessional
Race 8: LADBROKES MAGNETIC ISLAND MILE OPEN
Handicap - 1609m
06 July 2025 - 16:30
Track Rating: Soft 5, Weather: Fine, Rail Position: +6m 1000-
W/Post; +3m Remainder of Course.



Section	Overall	1400m	1200m	1000m	800m	600m	400m	200m					
Section Times	1:36.97 [9] (0:16.53)	1:20.44 [9] (0:11.43)	1:09.01 [9] (0:11.70)	0:57.31 [9] (0:11.74)	0:45.57 [9] (0:11.06)	0:34.51 [9] (0:11.18)	0:23.33 [11] (0:11.39)	0:11.94 [10] (0:11.94)					
Average Speed [km/h]	45.7	63.1	61.4	61.4	65.6	65.0	63.6	60.3					
Top Speed [km/h]	62.2	63.6	62.9	63.9	66.4	65.8	64.7	63.3					
Avg. Dist. to Rail [m]	6.2	0.9	0.9	1.2	1.7	2.2	4.0	4.5					
Avg. Stride Freq. [Hz]	2.1	2.3	2.2	2.2	2.3	2.3	2.3	2.2					
Avg. Stride Length [m]	5.9	7.8	7.8	7.7	8.0	7.9	7.7	7.4					





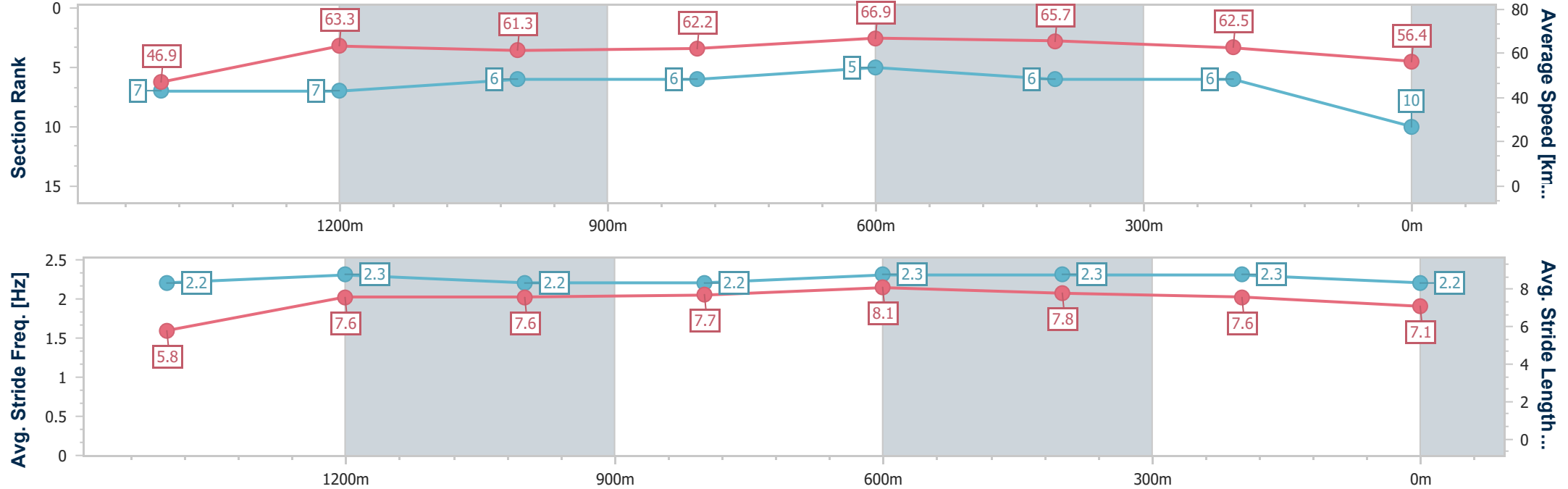
Horse/Jockey Name	Andalus
Final Rank	10
Fastest Section Time (Section)	0:10.88 (800m)
Top Speed [km/h] (Section)	67.9 (800m)
Race State	Finished



TownsvilleProfessional
Race 8: LADBROKES MAGNETIC ISLAND MILE OPEN
Handicap - 1609m
06 July 2025 - 16:30
Track Rating: Soft 5, Weather: Fine, Rail Position: +6m 1000-
W/Post; +3m Remainder of Course.



Section	Overall	1400m	1200m	1000m	800m	600m	400m	200m					
Section Times	1:37.48 [10] (0:16.28)	1:21.20 [7] (0:11.41)	1:09.79 [7] (0:11.71)	0:58.08 [6] (0:11.67)	0:46.41 [6] (0:10.88)	0:35.53 [5] (0:11.13)	0:24.40 [6] (0:11.63)	0:12.77 [6] (0:12.77)					
Average Speed [km/h]	46.9	63.3	61.3	62.2	66.9	65.7	62.5	56.4					
Top Speed [km/h]	63.3	64.0	62.1	65.3	67.9	67.1	64.6	60.7					
Avg. Dist. to Rail [m]	9.2	1.5	0.9	1.7	2.5	3.5	6.3	7.8					
Avg. Stride Freq. [Hz]	2.2	2.3	2.2	2.2	2.3	2.3	2.3	2.2					
Avg. Stride Length [m]	5.8	7.6	7.6	7.7	8.1	7.8	7.6	7.1					





Horse/Jockey Name	Solar Apex
Final Rank	11
Fastest Section Time (Section)	0:10.80 (600m)
Top Speed [km/h] (Section)	67.1 (600m)
Race State	Finished



TownsvilleProfessional
Race 8: LADBROKES MAGNETIC ISLAND MILE OPEN
Handicap - 1609m
06 July 2025 - 16:30
Track Rating: Soft 5, Weather: Fine, Rail Position: +6m 1000-
W/Post; +3m Remainder of Course.



Section	Overall	1400m	1200m	1000m	800m	600m	400m	200m					
Section Times	1:37.81 [11] (0:16.83)	1:20.98 [11] (0:11.61)	1:09.37 [11] (0:11.60)	0:57.77 [11] (0:11.61)	0:46.16 [10] (0:11.06)	0:35.10 [11] (0:10.80)	0:24.30 [9] (0:11.52)	0:12.78 [11] (0:12.78)					
Average Speed [km/h]	44.9	62.2	62.0	61.8	65.0	66.4	62.3	56.4					
Top Speed [km/h]	62.0	62.8	63.3	64.2	66.1	67.1	64.8	59.0					
Avg. Dist. to Rail [m]	6.1	1.3	0.8	0.9	0.4	0.8	0.8	0.7					
Avg. Stride Freq. [Hz]	2.4	2.4	2.4	2.4	2.5	2.5	2.5	2.3					
Avg. Stride Length [m]	5.2	7.1	7.2	7.2	7.3	7.4	7.0	6.8					

