



# IpswichProfessional

## Race 1: IPSWICH PARTY HIRE Maiden Plate - 1690m

09 July 2025 - 13:11



Track Rating: Soft 7, Weather: Fine, Rail Position: +6m Entire

Section						Overall	1400m	1200m	1000m	800m	600m	400m	Last 600m	
Field Times						1:45.84 (0:19.56)	1:26.28 (0:12.68)	1:13.60 (0:12.88)	1:00.72 (0:12.54)	0:48.18 (0:12.32)	0:35.86 (0:12.08)	0:23.78 (0:11.83)	0:35.86	
Rank	TAB	Horse/Jockey	Barrier	Top Speed [km/h]	Fastest Section									Distance Travelled [m]
1	2	LINAS REEL	7	62.1	0:11.87	1:45.84 [1]	1:26.28 [1]	1:13.60 [1]	1:00.72 [1]	0:48.18 [1]	0:35.86 [1]	0:23.78 [1]	0:35.86	
		Georgina Cartwright		Overall	200m	(0:19.56)	(0:12.68)	(0:12.88)	(0:12.54)	(0:12.32)	(0:12.08)	(0:11.91)		
2	13	WIMOWEH	4	61.9	0:11.78	1:45.89 [2]	1:26.10 [2]	1:13.48 [2]	1:00.57 [2]	0:48.09 [2]	0:35.76 [2]	0:23.78 [2]	0:35.76	+5
		Cejay Graham		400m	400m	(0:19.79)	(0:12.62)	(0:12.91)	(0:12.48)	(0:12.33)	(0:11.98)	(0:11.78)		
3	12	REVEILLON	1	62.6	0:11.66	1:46.18 [3]	1:26.27 [3]	1:13.66 [3]	1:00.59 [3]	0:47.93 [3]	0:35.62 [3]	0:23.75 [3]	0:35.62	+0
		Kyle Wilson-Taylor		200m	400m	(0:19.91)	(0:12.61)	(0:13.07)	(0:12.66)	(0:12.31)	(0:11.87)	(0:11.66)		
4	7	CAESAR CAKE	6	60.1	0:12.09	1:47.55 [4]	1:27.21 [6]	1:14.41 [6]	1:01.58 [5]	0:48.94 [5]	0:36.69 [4]	0:24.35 [5]	0:36.69	+6
		Cobi Vitler		200m	200m	(0:20.34)	(0:12.80)	(0:12.83)	(0:12.64)	(0:12.25)	(0:12.34)	(0:12.26)		
5	10	CHASING ELEANOR	5	59.8	0:12.20	1:48.38 [5]	1:28.06 [5]	1:15.36 [5]	1:02.35 [6]	0:49.66 [6]	0:37.20 [6]	0:25.00 [6]	0:37.20	+2
		Corey Sutherland		600m	600m	(0:20.32)	(0:12.70)	(0:13.01)	(0:12.69)	(0:12.46)	(0:12.20)	(0:12.50)		
6	11	MANHATTANHEDGE	3	60.6	0:12.05	1:48.81 [6]	1:28.67 [4]	1:16.12 [4]	1:02.97 [4]	0:50.24 [4]	0:37.87 [5]	0:25.82 [4]	0:37.87	+4
		Jackson Murphy		600m	600m	(0:20.14)	(0:12.55)	(0:13.15)	(0:12.73)	(0:12.37)	(0:12.05)	(0:12.62)		

Scratched: Weona Redwood (#5), Argerich (#6), Perhaps Perhaps (#8), French Empire (#3), Skorpis Isle (#4), Casterly Rock (#1), Preachabull (#9)



# IpswichProfessional

## Race 1: IPSWICH PARTY HIRE Maiden Plate - 1690m

09 July 2025 - 13:11



Track Rating: Soft 7, Weather: Fine, Rail Position: +6m Entire

Section Field Times				200m 0:11.95 (0:11.95)		Last 600m 0:35.86			
Rank	TAB	Horse/Jockey	Barrier	Top Speed [km/h]	Fastest Section	Margin			Distance Travelled [m]
1	2	LINAS REEL	7	62.1	0:11.87	0:11.87 [2]	1:45.84		0:35.86
		Georgina Cartwright		Overall	200m	(0:11.87)			
2	13	WIMOWEH	4	61.9	0:11.78	0:12.00 [1]	0.29L		0:35.76 +5
		Cejay Graham		400m	400m	(0:12.00)			
3	12	REVEILLON	1	62.6	0:11.66	0:12.09 [3]	1.98L		0:35.62 +0
		Kyle Wilson-Taylor		200m	400m	(0:12.09)			
4	7	CAESAR CAKE	6	60.1	0:12.09	0:12.09 [4]	10.02L		0:36.69 +6
		Cobi Vitler		200m	200m	(0:12.09)			
5	10	CHASING ELEANOR	5	59.8	0:12.20	0:12.50 [6]	14.95L		0:37.20 +2
		Corey Sutherland		600m	600m	(0:12.50)			
6	11	MANHATTANHENGE	3	60.6	0:12.05	0:13.20 [5]	17.43L		0:37.87 +4
		Jackson Murphy		600m	600m	(0:13.20)			

Scratched: Weona Redwood (#5), Argerich (#6), Perhaps Perhaps (#8), French Empire (#3), Skorpis Isle (#4), Casterly Rock (#1), Preachabull (#9)



Horse/Jockey Name	Linus Reel
Final Rank	1
Fastest Section Time (Section)	0:11.87 (200m)
Top Speed [km/h] (Section)	62.1 (Overall)
Race State	Finished



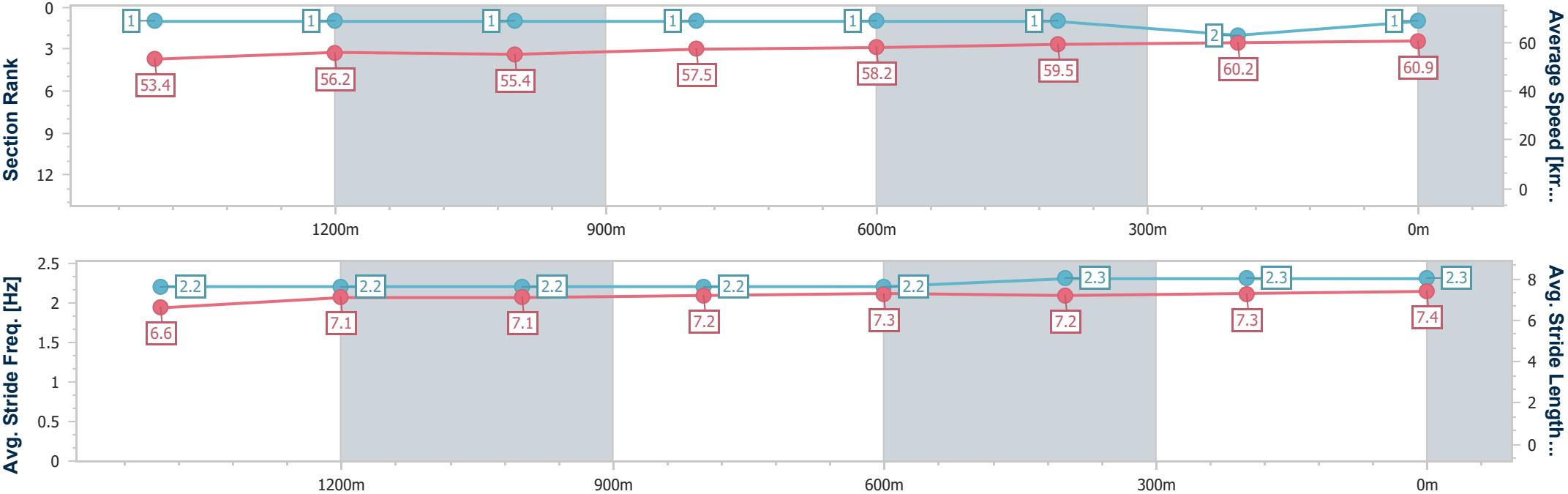
IpswichProfessional  
Race 1: IPSWICH PARTY HIRE Maiden Plate - 1690m



09 July 2025 - 13:11

Track Rating: Soft 7, Weather: Fine, Rail Position: +6m Entire

Section	Overall	1400m	1200m	1000m	800m	600m	400m	200m					
Section Times	1:45.84 [1] (0:19.56)	1:26.28 [1] (0:12.68)	1:13.60 [1] (0:12.88)	1:00.72 [1] (0:12.54)	0:48.18 [1] (0:12.32)	0:35.86 [1] (0:12.08)	0:23.78 [1] (0:11.91)	0:11.87 [2] (0:11.87)					
Average Speed [km/h]	53.4	56.2	55.4	57.5	58.2	59.5	60.2	60.9					
Top Speed [km/h]	62.1	57.5	56.4	58.0	58.9	59.8	61.1	61.8					
Avg. Dist. to Rail [m]	3.4	2.8	1.2	0.3	0.6	1.0	1.0	1.0					
Avg. Stride Freq. [Hz]	2.2	2.2	2.2	2.2	2.2	2.3	2.3	2.3					
Avg. Stride Length [m]	6.6	7.1	7.1	7.2	7.3	7.2	7.3	7.4					





Horse/Jockey Name	Wimoweh
Final Rank	2
Fastest Section Time (Section)	0:11.78 (400m)
Top Speed [km/h] (Section)	61.9 (400m)
Race State	Finished

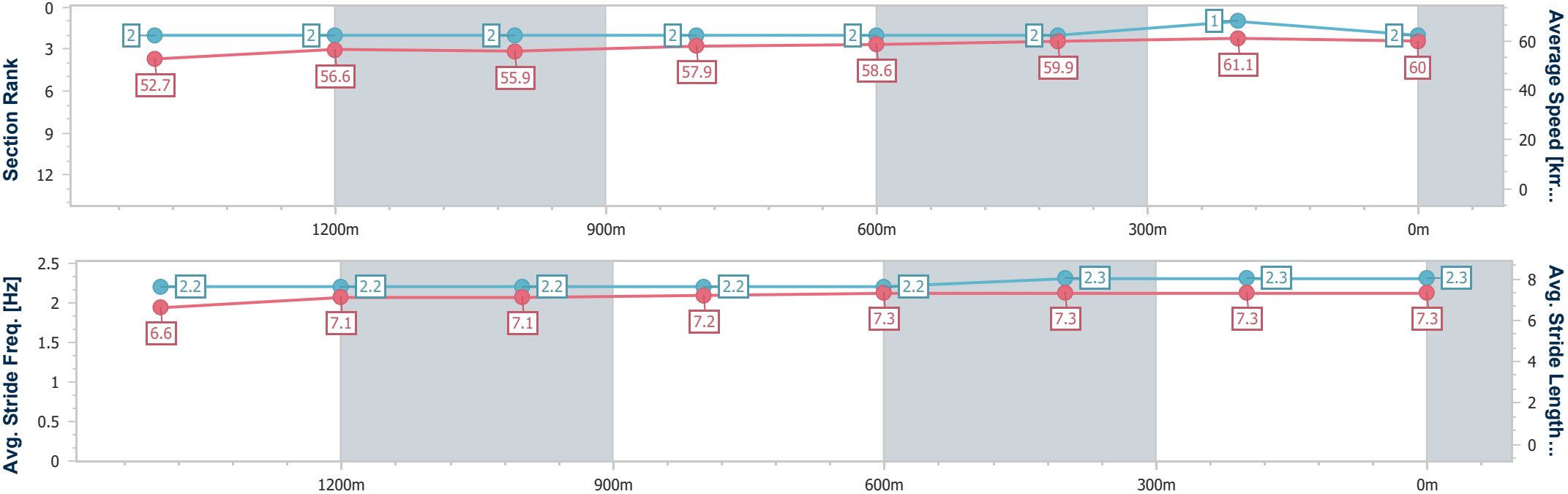


IpswichProfessional  
Race 1: IPSWICH PARTY HIRE Maiden Plate - 1690m  
09 July 2025 - 13:11



Track Rating: Soft 7, Weather: Fine, Rail Position: +6m Entire

Section	Overall	1400m	1200m	1000m	800m	600m	400m	200m					
Section Times	1:45.89 [2] (0:19.79)	1:26.10 [2] (0:12.62)	1:13.48 [2] (0:12.91)	1:00.57 [2] (0:12.48)	0:48.09 [2] (0:12.33)	0:35.76 [2] (0:11.98)	0:23.78 [2] (0:11.78)	0:12.00 [1] (0:12.00)					
Average Speed [km/h]	52.7	56.6	55.9	57.9	58.6	59.9	61.1	60.0					
Top Speed [km/h]	60.6	58.8	56.7	58.3	59.7	60.7	61.9	61.6					
Avg. Dist. to Rail [m]	2.1	1.3	0.9	1.4	0.7	0.4	0.6	0.5					
Avg. Stride Freq. [Hz]	2.2	2.2	2.2	2.2	2.2	2.3	2.3	2.3					
Avg. Stride Length [m]	6.6	7.1	7.1	7.2	7.3	7.3	7.3	7.3					





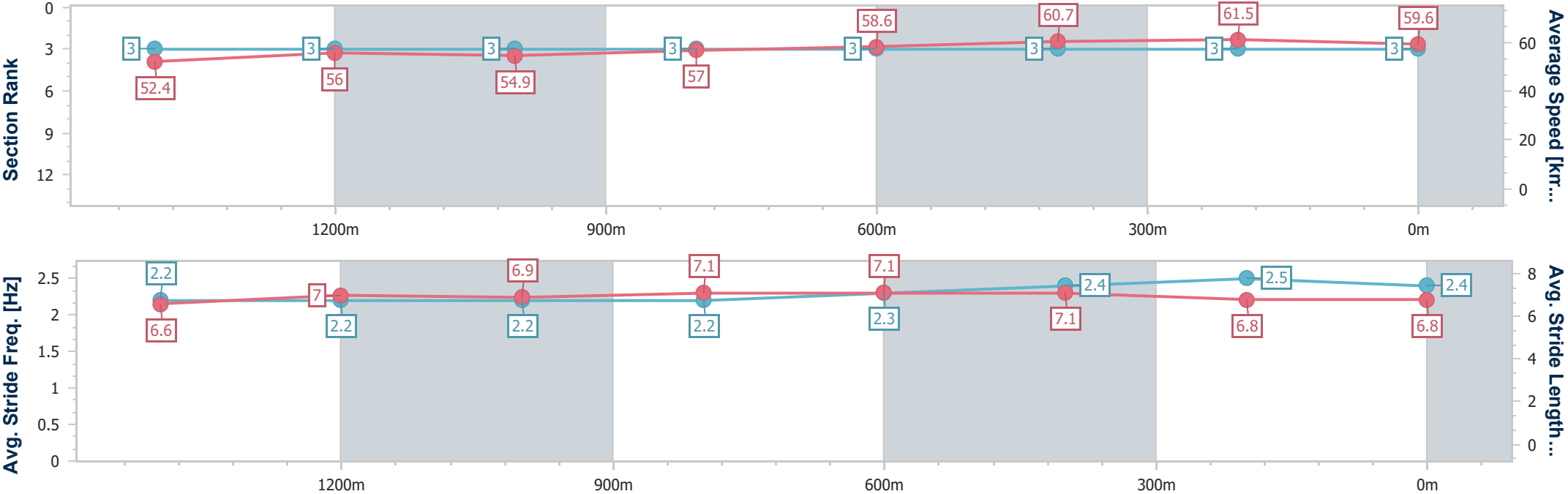
Horse/Jockey Name	Reveillon
Final Rank	3
Fastest Section Time (Section)	0:11.66 (400m)
Top Speed [km/h] (Section)	62.6 (200m)
Race State	Finished



IpswichProfessional  
Race 1: IPSWICH PARTY HIRE Maiden Plate - 1690m  
09 July 2025 - 13:11  
Track Rating: Soft 7, Weather: Fine, Rail Position: +6m Entire



Section	Overall	1400m	1200m	1000m	800m	600m	400m	200m					
Section Times	1:46.18 [3] (0:19.91)	1:26.27 [3] (0:12.61)	1:13.66 [3] (0:13.07)	1:00.59 [3] (0:12.66)	0:47.93 [3] (0:12.31)	0:35.62 [3] (0:11.87)	0:23.75 [3] (0:11.66)	0:12.09 [3] (0:12.09)					
Average Speed [km/h]	52.4	56.0	54.9	57.0	58.6	60.7	61.5	59.6					
Top Speed [km/h]	60.7	57.9	56.0	57.9	59.7	62.1	62.1	62.6					
Avg. Dist. to Rail [m]	3.2	4.6	1.4	1.1	0.5	0.6	0.5	2.0					
Avg. Stride Freq. [Hz]	2.2	2.2	2.2	2.2	2.3	2.4	2.5	2.4					
Avg. Stride Length [m]	6.6	7.0	6.9	7.1	7.1	7.1	6.8	6.8					





Horse/Jockey Name	Caesar Cake
Final Rank	4
Fastest Section Time (Section)	0:12.09 (200m)
Top Speed [km/h] (Section)	60.1 (200m)
Race State	Finished

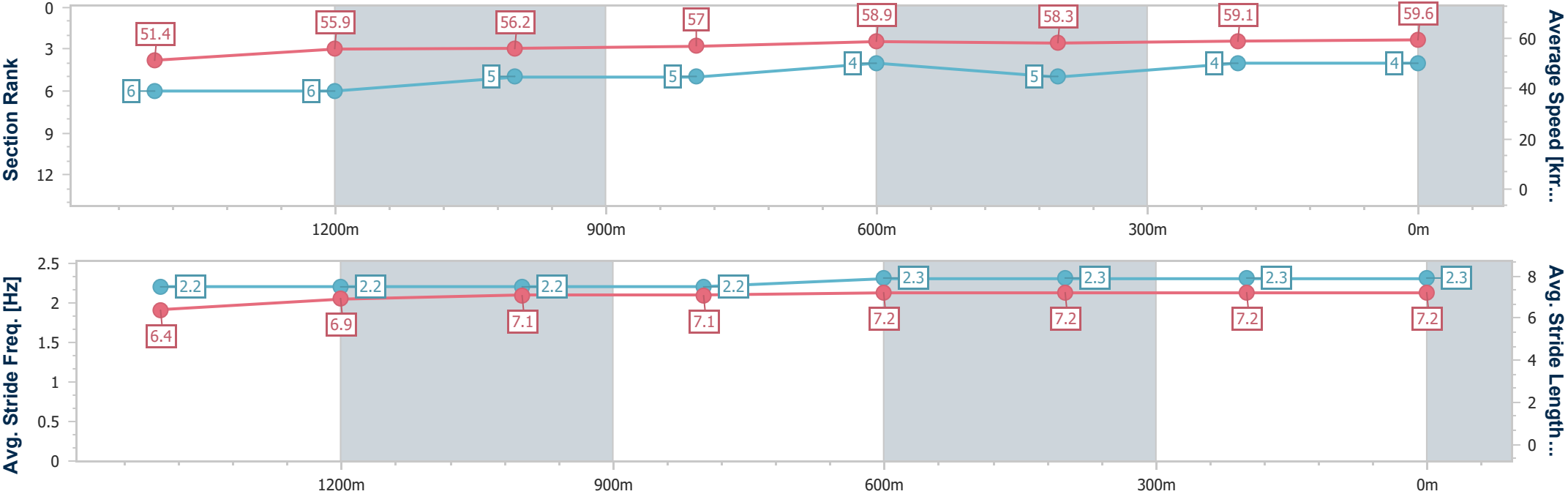


IpswichProfessional  
Race 1: IPSWICH PARTY HIRE Maiden Plate - 1690m  
09 July 2025 - 13:11



Track Rating: Soft 7, Weather: Fine, Rail Position: +6m Entire

Section	Overall	1400m	1200m	1000m	800m	600m	400m	200m					
Section Times	1:47.55 [4] (0:20.34)	1:27.21 [6] (0:12.80)	1:14.41 [6] (0:12.83)	1:01.58 [5] (0:12.64)	0:48.94 [5] (0:12.25)	0:36.69 [4] (0:12.34)	0:24.35 [5] (0:12.26)	0:12.09 [4] (0:12.09)					
Average Speed [km/h]	51.4	55.9	56.2	57.0	58.9	58.3	59.1	59.6					
Top Speed [km/h]	59.5	58.1	58.2	59.1	59.2	59.1	59.5	60.1					
Avg. Dist. to Rail [m]	2.9	1.1	0.7	0.8	0.3	0.5	2.6	5.1					
Avg. Stride Freq. [Hz]	2.2	2.2	2.2	2.2	2.3	2.3	2.3	2.3					
Avg. Stride Length [m]	6.4	6.9	7.1	7.1	7.2	7.2	7.2	7.2					





Horse/Jockey Name	Chasing Eleanor
Final Rank	5
Fastest Section Time (Section)	0:12.20 (600m)
Top Speed [km/h] (Section)	59.8 (600m)
Race State	Finished



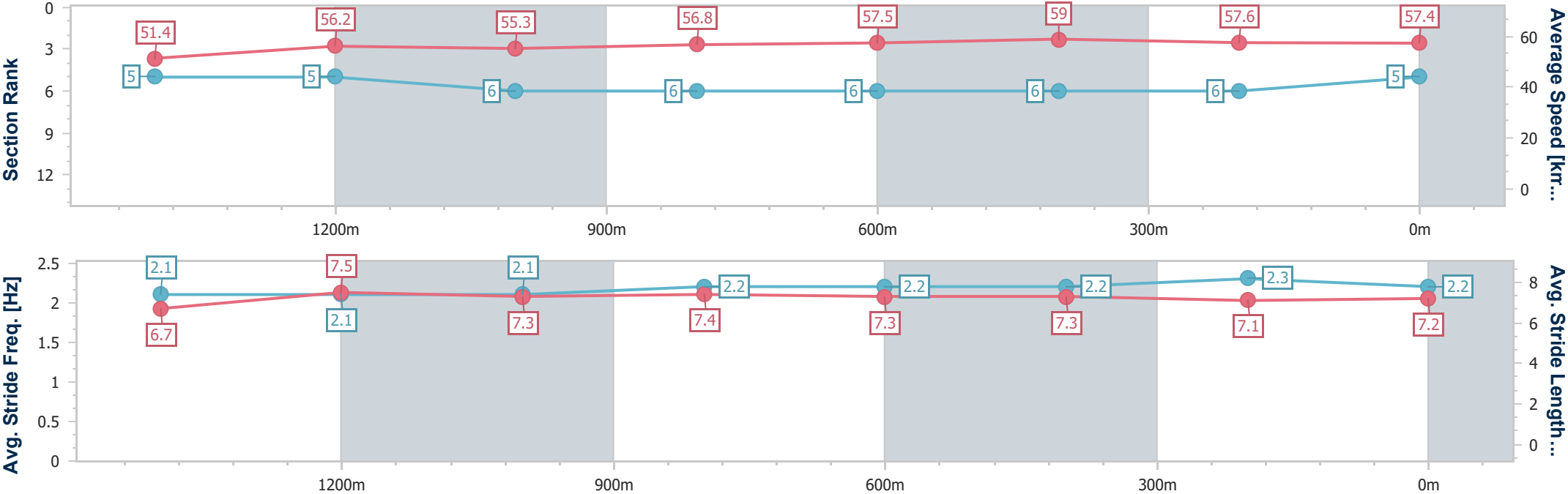
IpswichProfessional  
Race 1: IPSWICH PARTY HIRE Maiden Plate - 1690m



09 July 2025 - 13:11

Track Rating: Soft 7, Weather: Fine, Rail Position: +6m Entire

Section	Overall	1400m	1200m	1000m	800m	600m	400m	200m					
Section Times	1:48.38 [5] (0:20.32)	1:28.06 [5] (0:12.70)	1:15.36 [5] (0:13.01)	1:02.35 [6] (0:12.69)	0:49.66 [6] (0:12.46)	0:37.20 [6] (0:12.20)	0:25.00 [6] (0:12.50)	0:12.50 [6] (0:12.50)					
Average Speed [km/h]	51.4	56.2	55.3	56.8	57.5	59.0	57.6	57.4					
Top Speed [km/h]	58.9	57.7	57.7	59.0	59.1	59.8	58.8	58.7					
Avg. Dist. to Rail [m]	2.7	1.9	0.8	0.4	0.5	1.0	0.6	0.9					
Avg. Stride Freq. [Hz]	2.1	2.1	2.1	2.2	2.2	2.2	2.3	2.2					
Avg. Stride Length [m]	6.7	7.5	7.3	7.4	7.3	7.3	7.1	7.2					





Horse/Jockey Name	Manhattanhenge
Final Rank	6
Fastest Section Time (Section)	0:12.05 (600m)
Top Speed [km/h] (Section)	60.6 (600m)
Race State	Finished



IpswichProfessional

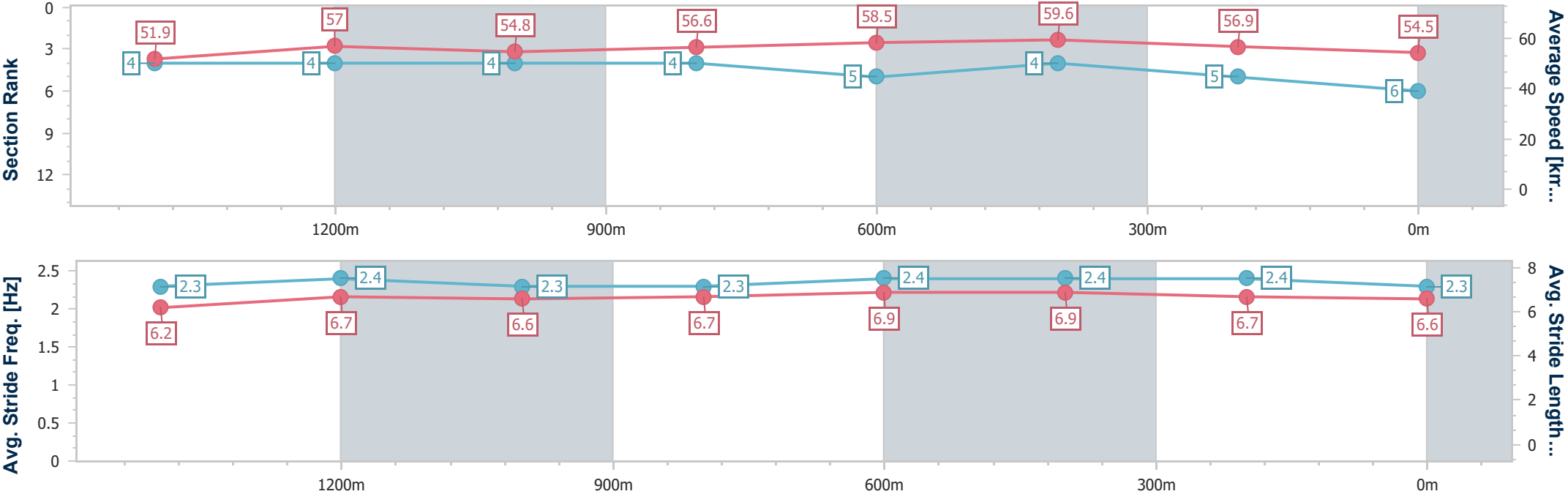
Race 1: IPSWICH PARTY HIRE Maiden Plate - 1690m

09 July 2025 - 13:11

Track Rating: Soft 7, Weather: Fine, Rail Position: +6m Entire



Section	Overall	1400m	1200m	1000m	800m	600m	400m	200m					
Section Times	1:48.81 [6] (0:20.14)	1:28.67 [4] (0:12.55)	1:16.12 [4] (0:13.15)	1:02.97 [4] (0:12.73)	0:50.24 [4] (0:12.37)	0:37.87 [5] (0:12.05)	0:25.82 [4] (0:12.62)	0:13.20 [5] (0:13.20)					
Average Speed [km/h]	51.9	57.0	54.8	56.6	58.5	59.6	56.9	54.5					
Top Speed [km/h]	60.2	58.4	56.4	58.7	59.8	60.6	60.0	57.0					
Avg. Dist. to Rail [m]	1.8	1.4	0.9	1.3	0.6	0.7	0.8	1.3					
Avg. Stride Freq. [Hz]	2.3	2.4	2.3	2.3	2.4	2.4	2.4	2.3					
Avg. Stride Length [m]	6.2	6.7	6.6	6.7	6.9	6.9	6.7	6.6					







# IpswichProfessional

## Race 2: VINCE INSURANCE Class 1 Plate - 1100m

09 July 2025 - 13:43



Track Rating: Soft 7, Weather: Fine, Rail Position: +6m Entire

Section						Overall	1000m	800m	600m	400m	200m	Last 600m		
Field Times						1:05.11 (0:08.47)	0:56.64 (0:11.03)	0:45.61 (0:11.34)	0:34.27 (0:11.58)	0:22.69 (0:11.34)	0:11.35 (0:11.35)	0:34.27		
Rank	TAB	Horse/Jockey	Barrier	Top Speed [km/h]	Fastest Section							Margin	Distance Travelled [m]	
1	9	DEEP VEGAS	5	67.6	0:08.65	1:05.11 [1]	0:56.46 [3]	0:45.61 [1]	0:34.27 [1]	0:22.69 [1]	0:11.35 [1]	1:05.11	0:34.27	
		Emily Lang		1000m	Overall	(0:08.65)	(0:10.85)	(0:11.34)	(0:11.58)	(0:11.34)	(0:11.35)			
2	10	RED HOT LIZZIE	3	65.6	0:08.47	1:05.81 [2]	0:57.34 [1]	0:46.20 [2]	0:34.78 [2]	0:23.28 [2]	0:11.68 [2]	4.08L	0:34.78	+3
		Bailey Wheeler		1000m	Overall	(0:08.47)	(0:11.14)	(0:11.42)	(0:11.50)	(0:11.60)	(0:11.68)			
3	5	BETTER BE READY	7	67.3	0:08.67	1:05.89 [3]	0:57.22 [4]	0:46.06 [4]	0:34.64 [5]	0:23.09 [4]	0:11.61 [3]	4.56L	0:34.64	+3
		Corey Sutherland		1000m	Overall	(0:08.67)	(0:11.16)	(0:11.42)	(0:11.55)	(0:11.48)	(0:11.61)			
4	8	CASSIERE	6	65.1	0:08.88	1:06.10 [4]	0:57.22 [7]	0:45.90 [7]	0:34.51 [7]	0:23.01 [7]	0:11.63 [5]	5.8L	0:34.51	+2
		Damien Thornton		1000m	Overall	(0:08.88)	(0:11.32)	(0:11.39)	(0:11.50)	(0:11.38)	(0:11.63)			
5	4	SWITCHBLADE	4	65.8	0:08.86	1:06.18 [5]	0:57.32 [6]	0:46.19 [6]	0:34.85 [6]	0:23.18 [6]	0:11.53 [7]	6.25L	0:34.85	+1
		Nathan Fazackerley		1000m	Overall	(0:08.86)	(0:11.13)	(0:11.34)	(0:11.67)	(0:11.65)	(0:11.53)			
6	3	ROMAN HUSSLER	2	65.6	0:08.57	1:06.23 [6]	0:57.66 [2]	0:46.51 [3]	0:35.18 [3]	0:23.55 [3]	0:11.90 [4]	6.6L	0:35.18	+1
		Nozi Tomizawa		1000m	Overall	(0:08.57)	(0:11.15)	(0:11.33)	(0:11.63)	(0:11.65)	(0:11.90)			
7	1	DECRYPT	1	64.9	0:08.71	1:06.31 [7]	0:57.60 [5]	0:46.37 [5]	0:35.08 [4]	0:23.40 [5]	0:11.78 [6]	7.04L	0:35.08	-1
		Ryan Wiggins		800m	Overall	(0:08.71)	(0:11.23)	(0:11.29)	(0:11.68)	(0:11.62)	(0:11.78)			

Scratched: Ally (#11), King Boom (#6), Pro Forma (#7), Esprit Du Jour (#12), Noble Intent (#2)



Horse/Jockey Name	Deep Vegas
Final Rank	1
Fastest Section Time (Section)	0:08.65 (Overall)
Top Speed [km/h] (Section)	67.6 (1000m)
Race State	Finished



IpswichProfessional

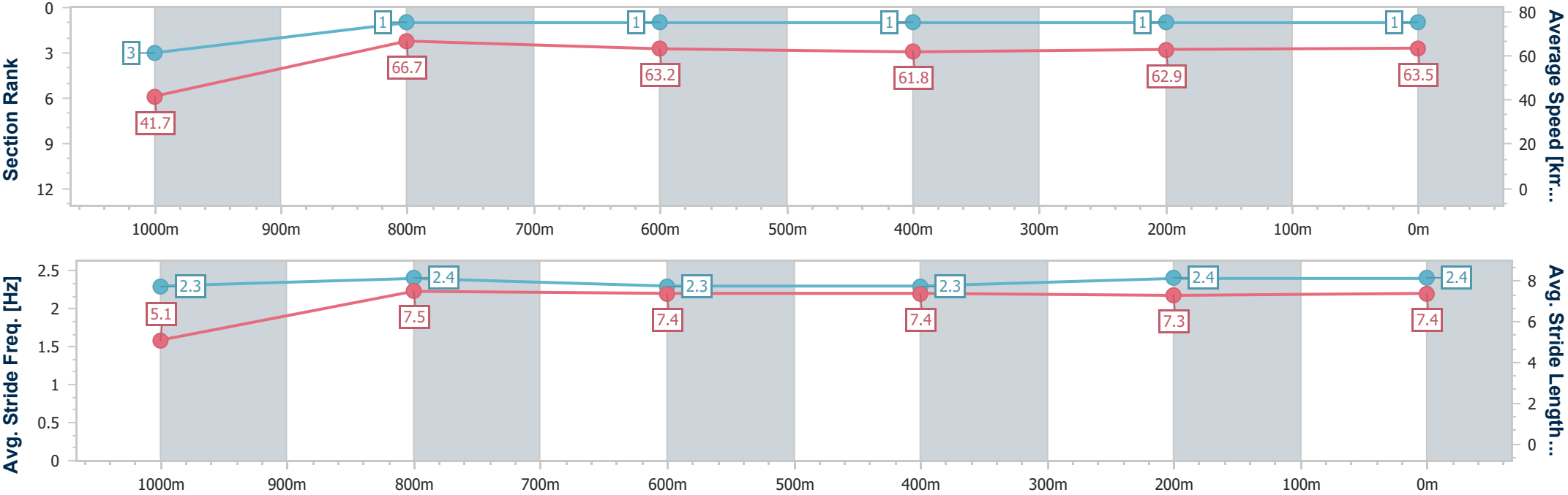
Race 2: VINCE INSURANCE Class 1 Plate - 1100m

09 July 2025 - 13:43



Track Rating: Soft 7, Weather: Fine, Rail Position: +6m Entire

Section	Overall	1000m	800m	600m	400m	200m							
Section Times	1:05.11 [1] (0:08.65)	0:56.46 [3] (0:10.85)	0:45.61 [1] (0:11.34)	0:34.27 [1] (0:11.58)	0:22.69 [1] (0:11.34)	0:11.35 [1] (0:11.35)							
Average Speed [km/h]	41.7	66.7	63.2	61.8	62.9	63.5							
Top Speed [km/h]	65.2	67.6	66.2	62.2	65.7	64.5							
Avg. Dist. to Rail [m]	6.8	2.1	1.1	1.9	1.7	1.9							
Avg. Stride Freq. [Hz]	2.3	2.4	2.3	2.3	2.4	2.4							
Avg. Stride Length [m]	5.1	7.5	7.4	7.4	7.3	7.4							





Horse/Jockey Name	Red Hot Lizzie
Final Rank	2
Fastest Section Time (Section)	0:08.47 (Overall)
Top Speed [km/h] (Section)	65.6 (1000m)
Race State	Finished



IpswichProfessional

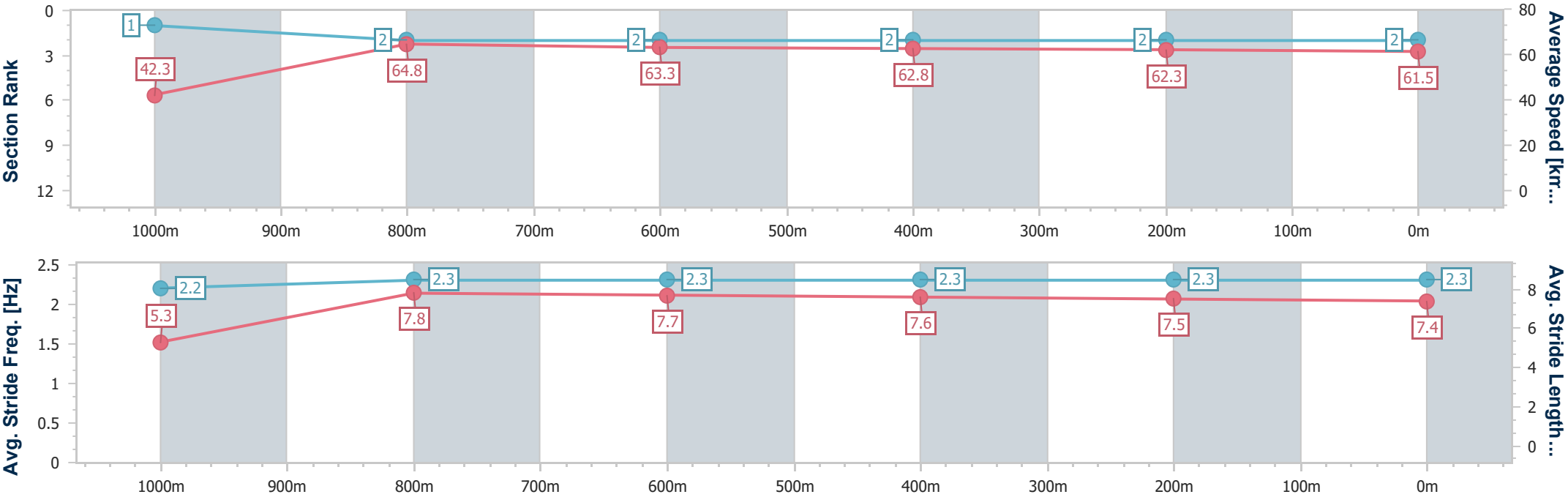
Race 2: VINCE INSURANCE Class 1 Plate - 1100m

09 July 2025 - 13:43

Track Rating: Soft 7, Weather: Fine, Rail Position: +6m Entire



Section	Overall	1000m	800m	600m	400m	200m							
Section Times	1:05.81 [2] (0:08.47)	0:57.34 [1] (0:11.14)	0:46.20 [2] (0:11.42)	0:34.78 [2] (0:11.50)	0:23.28 [2] (0:11.60)	0:11.68 [2] (0:11.68)							
Average Speed [km/h]	42.3	64.8	63.3	62.8	62.3	61.5							
Top Speed [km/h]	63.4	65.6	64.9	63.1	63.7	63.3							
Avg. Dist. to Rail [m]	5.3	1.6	0.8	0.2	1.3	1.4							
Avg. Stride Freq. [Hz]	2.2	2.3	2.3	2.3	2.3	2.3							
Avg. Stride Length [m]	5.3	7.8	7.7	7.6	7.5	7.4							





Horse/Jockey Name	Better Be Ready
Final Rank	3
Fastest Section Time (Section)	0:08.67 (Overall)
Top Speed [km/h] (Section)	67.3 (1000m)
Race State	Finished



IpswichProfessional

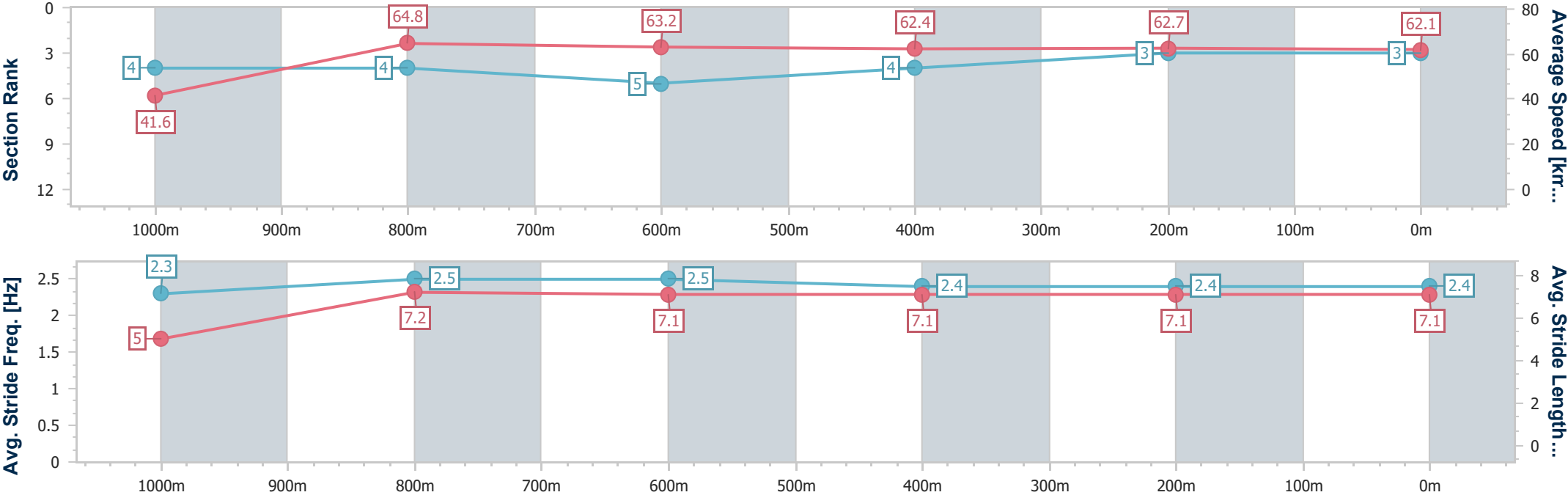
Race 2: VINCE INSURANCE Class 1 Plate - 1100m

09 July 2025 - 13:43

Track Rating: Soft 7, Weather: Fine, Rail Position: +6m Entire



Section	Overall	1000m	800m	600m	400m	200m							
Section Times	1:05.89 [3] (0:08.67)	0:57.22 [4] (0:11.16)	0:46.06 [4] (0:11.42)	0:34.64 [5] (0:11.55)	0:23.09 [4] (0:11.48)	0:11.61 [3] (0:11.61)							
Average Speed [km/h]	41.6	64.8	63.2	62.4	62.7	62.1							
Top Speed [km/h]	62.4	67.3	66.0	63.7	64.0	64.0							
Avg. Dist. to Rail [m]	8.5	2.5	1.1	0.7	0.5	1.9							
Avg. Stride Freq. [Hz]	2.3	2.5	2.5	2.4	2.4	2.4							
Avg. Stride Length [m]	5.0	7.2	7.1	7.1	7.1	7.1							





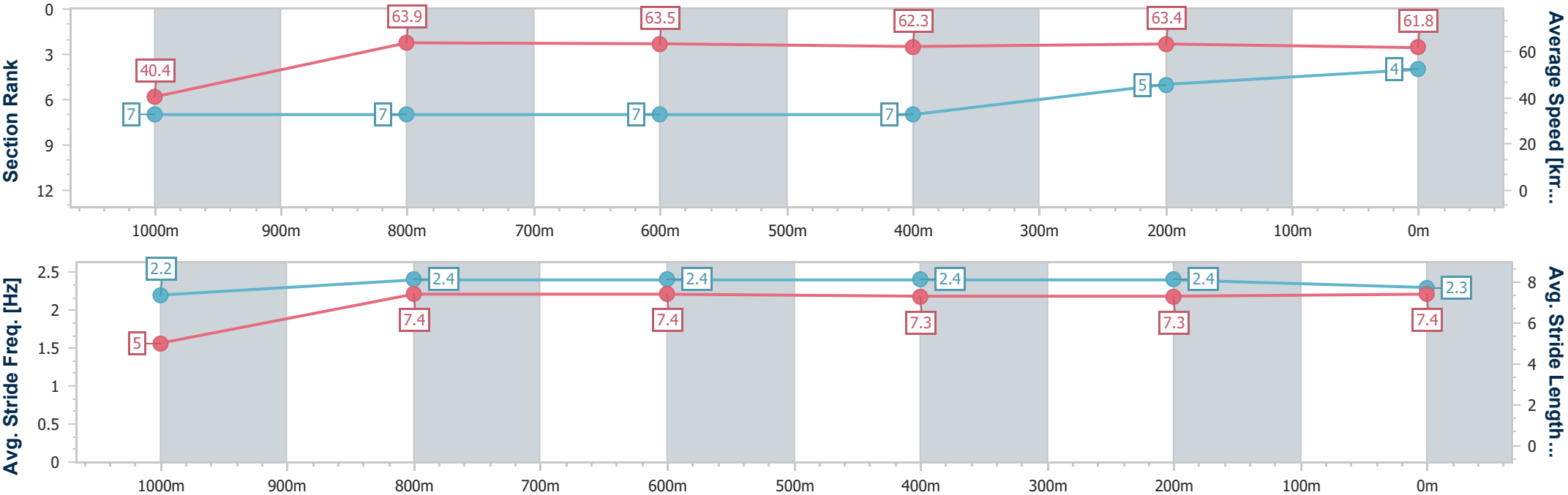
Horse/Jockey Name	Cassiere
Final Rank	4
Fastest Section Time (Section)	0:08.88 (Overall)
Top Speed [km/h] (Section)	65.1 (1000m)
Race State	Finished



IpswichProfessional  
Race 2: VINCE INSURANCE Class 1 Plate - 1100m  
09 July 2025 - 13:43  
Track Rating: Soft 7, Weather: Fine, Rail Position: +6m Entire



Section	Overall	1000m	800m	600m	400m	200m							
Section Times	1:06.10 [4] (0:08.88)	0:57.22 [7] (0:11.32)	0:45.90 [7] (0:11.39)	0:34.51 [7] (0:11.50)	0:23.01 [7] (0:11.38)	0:11.63 [5] (0:11.63)							
Average Speed [km/h]	40.4	63.9	63.5	62.3	63.4	61.8							
Top Speed [km/h]	61.6	65.1	65.0	63.5	63.8	63.2							
Avg. Dist. to Rail [m]	8.0	2.1	0.7	0.4	1.1	2.7							
Avg. Stride Freq. [Hz]	2.2	2.4	2.4	2.4	2.4	2.3							
Avg. Stride Length [m]	5.0	7.4	7.4	7.3	7.3	7.4							





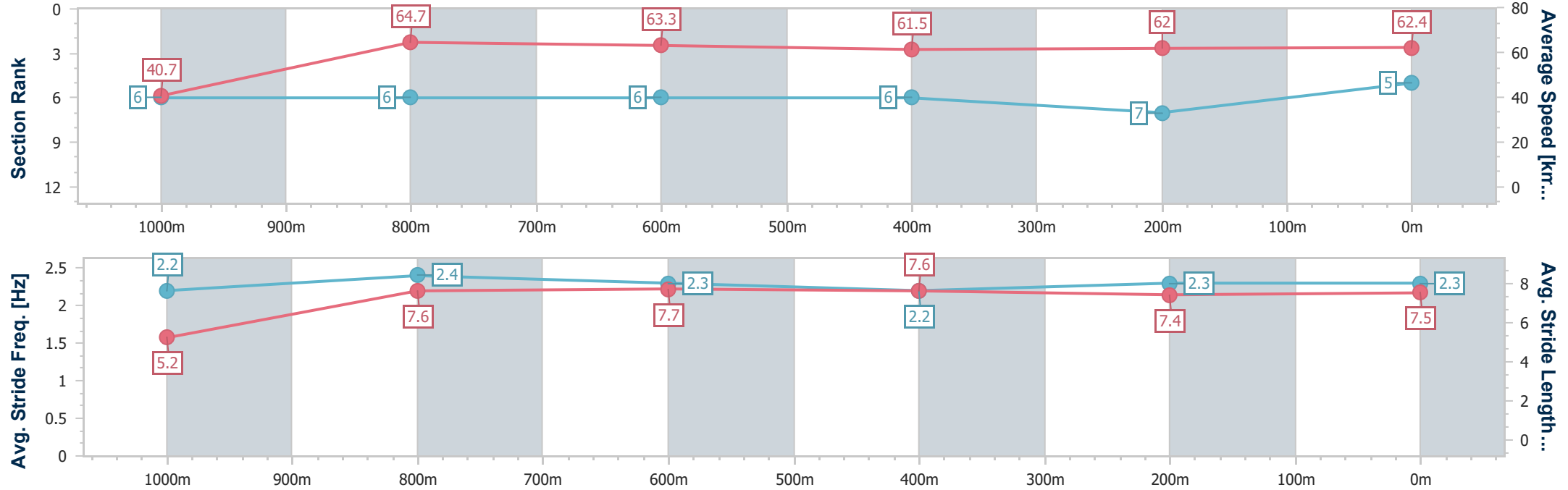
Horse/Jockey Name	Switchblade
Final Rank	5
Fastest Section Time (Section)	0:08.86 (Overall)
Top Speed [km/h] (Section)	65.8 (1000m)
Race State	Finished



IpswichProfessional  
Race 2: VINCE INSURANCE Class 1 Plate - 1100m  
09 July 2025 - 13:43  
Track Rating: Soft 7, Weather: Fine, Rail Position: +6m Entire



Section	Overall	1000m	800m	600m	400m	200m								
Section Times	1:06.18 [5] (0:08.86)	0:57.32 [6] (0:11.13)	0:46.19 [6] (0:11.34)	0:34.85 [6] (0:11.67)	0:23.18 [6] (0:11.65)	0:11.53 [7] (0:11.53)								
Average Speed [km/h]	40.7	64.7	63.3	61.5	62.0	62.4								
Top Speed [km/h]	62.4	65.8	65.1	62.9	63.2	63.1								
Avg. Dist. to Rail [m]	5.4	0.5	0.5	0.8	1.6	1.7								
Avg. Stride Freq. [Hz]	2.2	2.4	2.3	2.2	2.3	2.3								
Avg. Stride Length [m]	5.2	7.6	7.7	7.6	7.4	7.5								





Horse/Jockey Name	Roman Hussler
Final Rank	6
Fastest Section Time (Section)	0:08.57 (Overall)
Top Speed [km/h] (Section)	65.6 (1000m)
Race State	Finished



IpswichProfessional

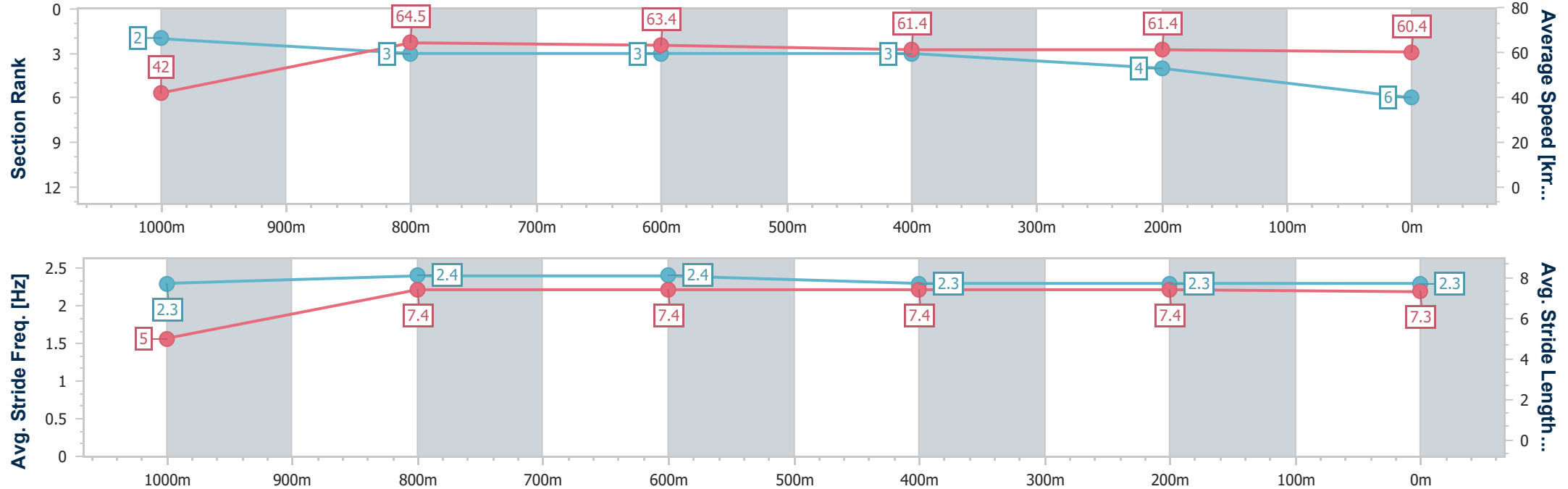
Race 2: VINCE INSURANCE Class 1 Plate - 1100m

09 July 2025 - 13:43

Track Rating: Soft 7, Weather: Fine, Rail Position: +6m Entire



Section	Overall	1000m	800m	600m	400m	200m							
Section Times	1:06.23 [6] (0:08.57)	0:57.66 [2] (0:11.15)	0:46.51 [3] (0:11.33)	0:35.18 [3] (0:11.63)	0:23.55 [3] (0:11.65)	0:11.90 [4] (0:11.90)							
Average Speed [km/h]	42.0	64.5	63.4	61.4	61.4	60.4							
Top Speed [km/h]	63.5	65.6	64.5	61.9	61.9	61.6							
Avg. Dist. to Rail [m]	4.2	0.5	1.1	1.8	1.5	1.2							
Avg. Stride Freq. [Hz]	2.3	2.4	2.4	2.3	2.3	2.3							
Avg. Stride Length [m]	5.0	7.4	7.4	7.4	7.4	7.3							



- [ ] Ranking at each section and finish
- .-.- No data available at this section
- NA No data available



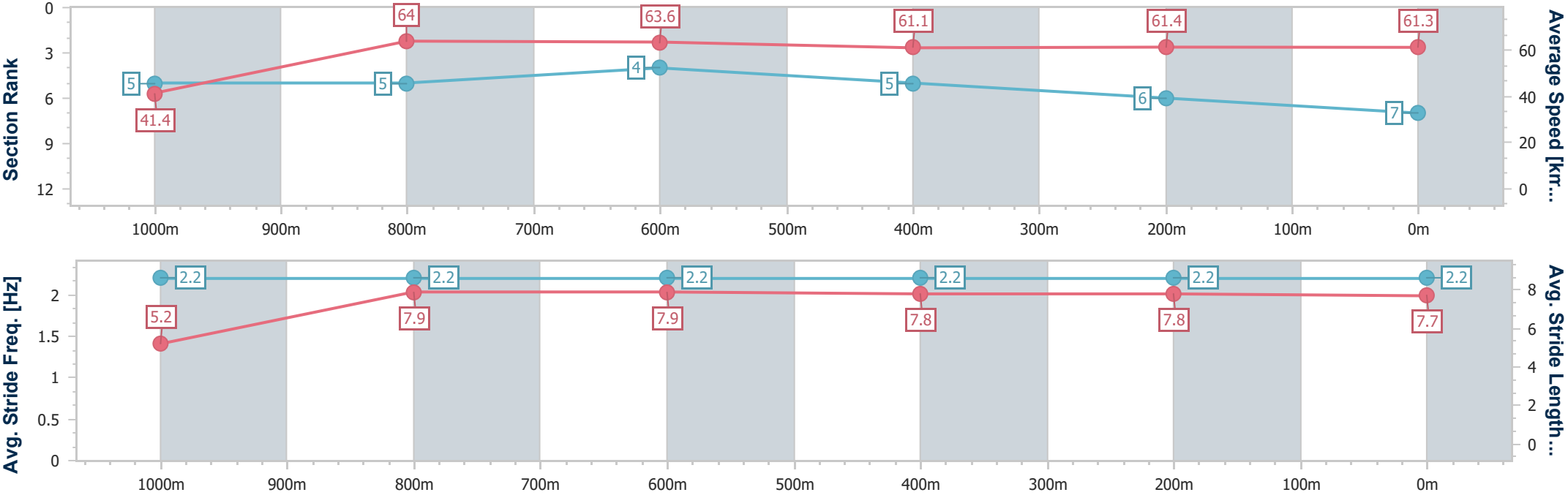
Horse/Jockey Name	Decrypt
Final Rank	7
Fastest Section Time (Section)	0:08.71 (Overall)
Top Speed [km/h] (Section)	64.9 (800m)
Race State	Finished



IpswichProfessional  
Race 2: VINCE INSURANCE Class 1 Plate - 1100m  
09 July 2025 - 13:43  
Track Rating: Soft 7, Weather: Fine, Rail Position: +6m Entire



Section	Overall	1000m	800m	600m	400m	200m							
Section Times	1:06.31 [7] (0:08.71)	0:57.60 [5] (0:11.23)	0:46.37 [5] (0:11.29)	0:35.08 [4] (0:11.68)	0:23.40 [5] (0:11.62)	0:11.78 [6] (0:11.78)							
Average Speed [km/h]	41.4	64.0	63.6	61.1	61.4	61.3							
Top Speed [km/h]	63.1	64.8	64.9	61.8	62.7	61.9							
Avg. Dist. to Rail [m]	2.3	0.7	1.2	1.9	1.7	0.3							
Avg. Stride Freq. [Hz]	2.2	2.2	2.2	2.2	2.2	2.2							
Avg. Stride Length [m]	5.2	7.9	7.9	7.8	7.8	7.7							







# IpswichProfessional

## Race 3: THE SHED COMPANY BENCHMARK 70 Handicap - 800m

09 July 2025 - 14:18



Track Rating: Soft 7, Weather: Fine, Rail Position: +6m Entire

Section						Overall	600m	400m	200m				Last 600m	
Field Times						0:46.49 (0:13.26)	0:33.23 (0:10.55)	0:22.68 (0:11.09)	0:11.59 (0:11.59)				0:33.23	
Rank	TAB	Horse/Jockey	Barrier	Top Speed [km/h]	Fastest Section					Margin			Distance Travelled [m]	
1	4	ENUFF PILLS	6	70.2	0:10.55	0:46.49 [1]	0:33.23 [1]	0:22.68 [1]	0:11.59 [2]	0:46.49			0:33.23	
		Adin Thompson		Overall	600m	(0:13.26)	(0:10.55)	(0:11.09)	(0:11.59)					
2	2	MAGURO	5	70.8	0:10.53	0:46.50 [2]	0:33.16 [3]	0:22.63 [3]	0:11.60 [1]	0.05L			0:33.16	-2
		Bailey Wheeler		600m	600m	(0:13.34)	(0:10.53)	(0:11.03)	(0:11.60)					
3	5	FEMME FATALE	2	70.6	0:10.50	0:46.55 [3]	0:33.22 [2]	0:22.72 [2]	0:11.53 [3]	0.33L			0:33.22	-3
		Cejay Graham		600m	600m	(0:13.33)	(0:10.50)	(0:11.19)	(0:11.53)					
4	3	TIKKA READY	4	70.0	0:10.72	0:46.68 [4]	0:32.99 [7]	0:22.27 [7]	0:11.23 [7]	1.13L			0:32.99	-1
		Yvette Lewis		600m	600m	(0:13.69)	(0:10.72)	(0:11.04)	(0:11.23)					
5	7	GYPSY TRICKS	1	69.8	0:10.64	0:46.78 [5]	0:33.37 [4]	0:22.73 [5]	0:11.59 [4]	1.69L			0:33.37	-4
		Kyle Wilson-Taylor		600m	600m	(0:13.41)	(0:10.64)	(0:11.14)	(0:11.59)					
6	6	RAN NA LADY	3	70.9	0:10.55	0:46.83 [6]	0:33.35 [5]	0:22.80 [4]	0:11.59 [6]	1.98L			0:33.35	-2
		Les Tilley		Overall	600m	(0:13.48)	(0:10.55)	(0:11.21)	(0:11.59)					
7	9	DRUMS OF WAR	7	69.5	0:10.63	0:46.89 [7]	0:33.26 [6]	0:22.63 [6]	0:11.67 [5]	2.34L			0:33.26	-2
		Anthony Allen		600m	600m	(0:13.63)	(0:10.63)	(0:10.96)	(0:11.67)					

Scratched: Mr Galazi (#1), Goodes (#8)



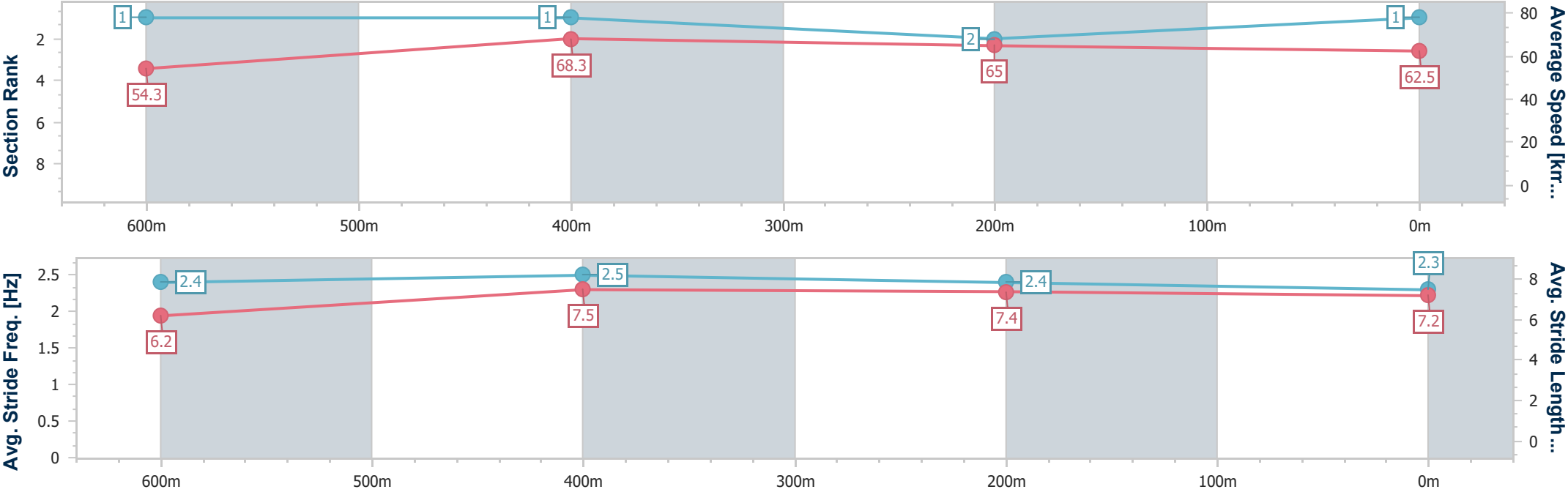
Horse/Jockey Name	Enuff Pills
Final Rank	1
Fastest Section Time (Section)	0:10.55 (600m)
Top Speed [km/h] (Section)	70.2 (Overall)
Race State	Finished



IpswichProfessional  
Race 3: THE SHED COMPANY BENCHMARK 70 Handicap -  
800m  
09 July 2025 - 14:18  
Track Rating: Soft 7, Weather: Fine, Rail Position: +6m Entire



Section	Overall	600m	400m	200m										
Section Times	0:46.49 [1] (0:13.26)	0:33.23 [1] (0:10.55)	0:22.68 [1] (0:11.09)	0:11.59 [2] (0:11.59)										
Average Speed [km/h]	54.3	68.3	65.0	62.5										
Top Speed [km/h]	70.2	70.0	66.1	65.0										
Avg. Dist. to Rail [m]	4.5	1.5	0.4	1.0										
Avg. Stride Freq. [Hz]	2.4	2.5	2.4	2.3										
Avg. Stride Length [m]	6.2	7.5	7.4	7.2										





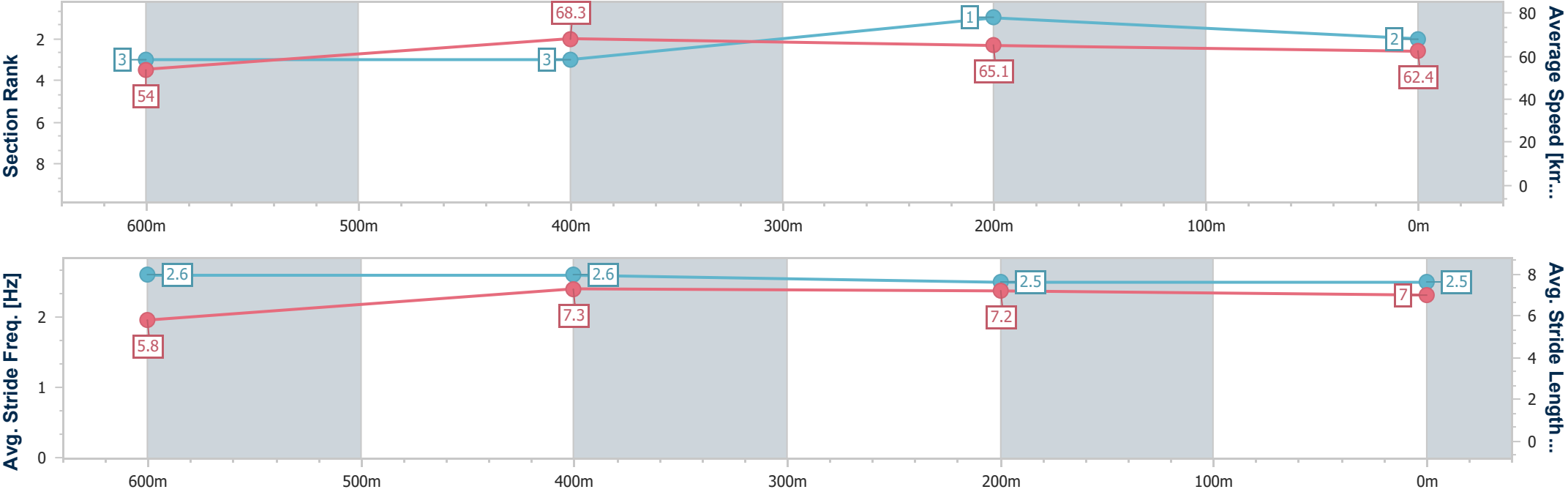
Horse/Jockey Name	Maguro
Final Rank	2
Fastest Section Time (Section)	0:10.53 (600m)
Top Speed [km/h] (Section)	70.8 (600m)
Race State	Finished



IpswichProfessional  
Race 3: THE SHED COMPANY BENCHMARK 70 Handicap - 800m  
09 July 2025 - 14:18  
Track Rating: Soft 7, Weather: Fine, Rail Position: +6m Entire



Section	Overall	600m	400m	200m										
Section Times	0:46.50 [2] (0:13.34)	0:33.16 [3] (0:10.53)	0:22.63 [3] (0:11.03)	0:11.60 [1] (0:11.60)										
Average Speed [km/h]	54.0	68.3	65.1	62.4										
Top Speed [km/h]	70.2	70.8	66.5	65.6										
Avg. Dist. to Rail [m]	4.0	1.7	1.5	1.8										
Avg. Stride Freq. [Hz]	2.6	2.6	2.5	2.5										
Avg. Stride Length [m]	5.8	7.3	7.2	7.0										





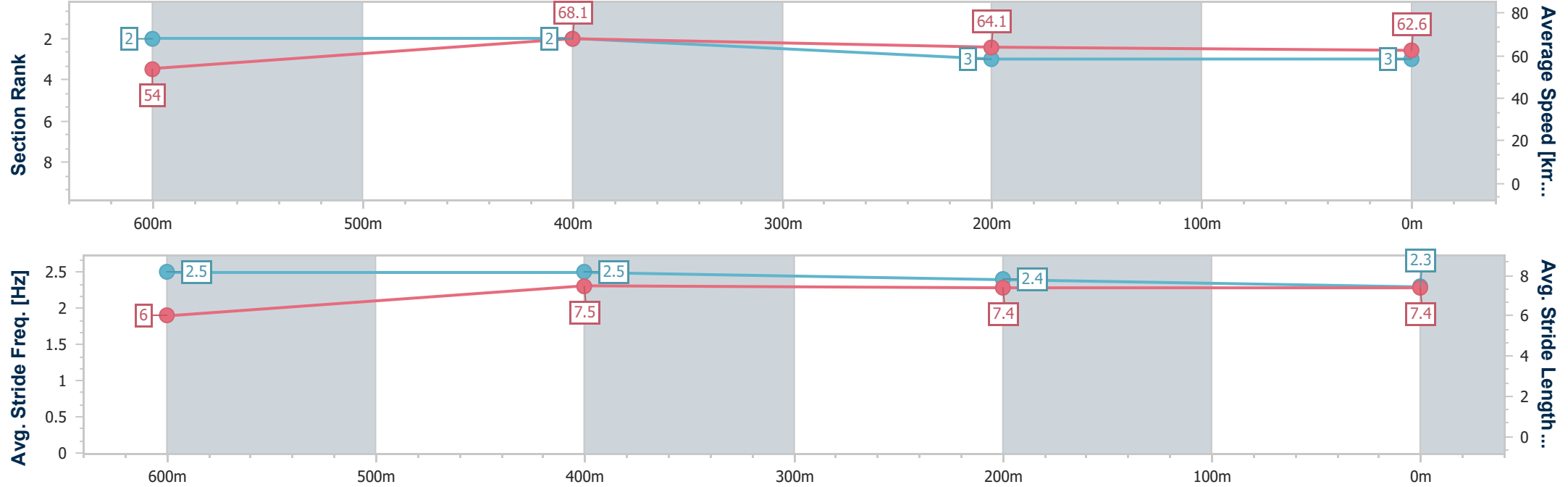
Horse/Jockey Name	Femme Fatale
Final Rank	3
Fastest Section Time (Section)	0:10.50 (600m)
Top Speed [km/h] (Section)	70.6 (600m)
Race State	Finished

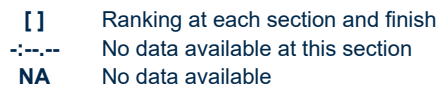
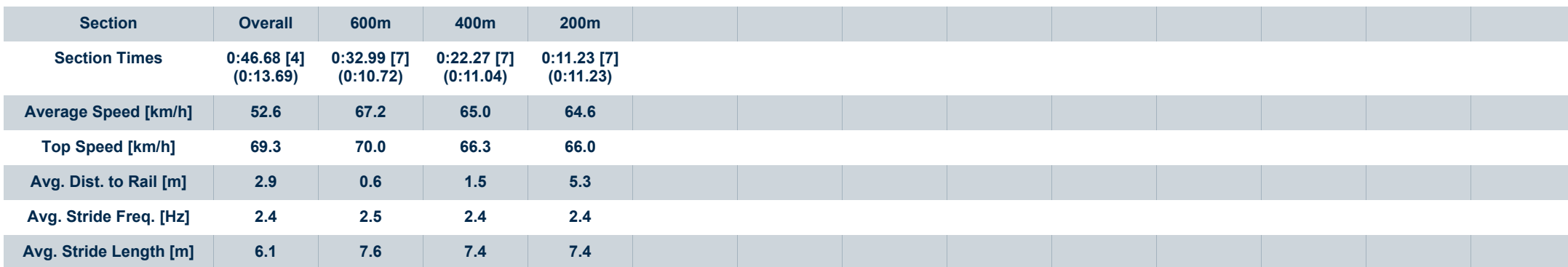


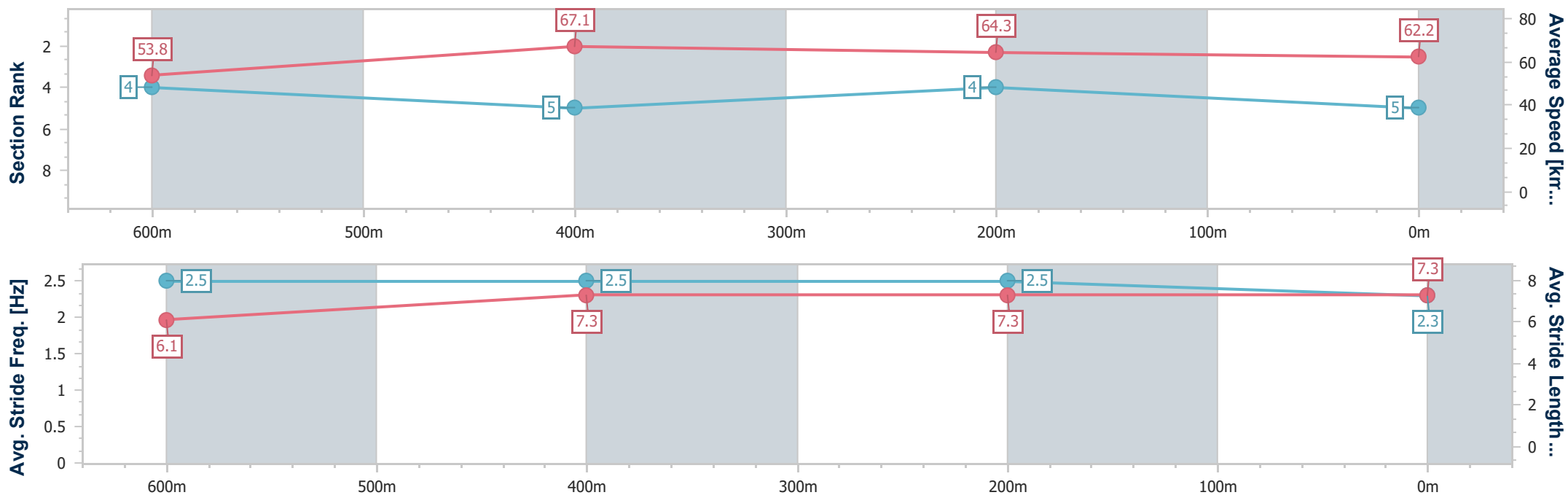
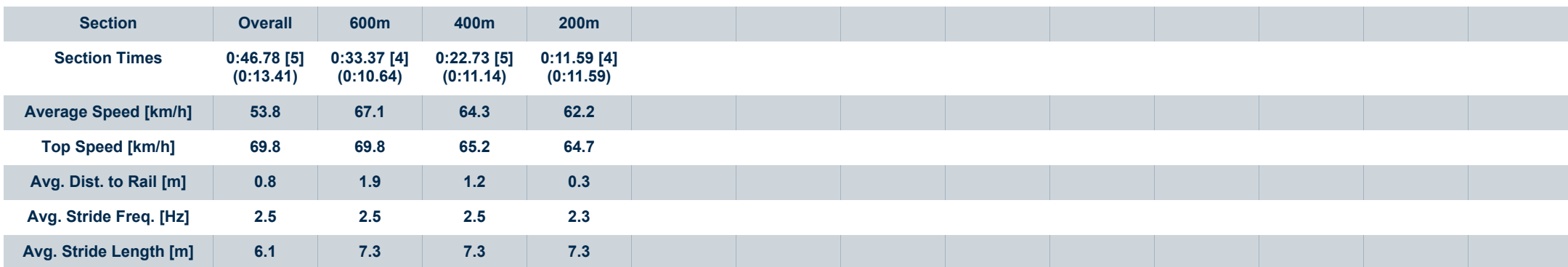
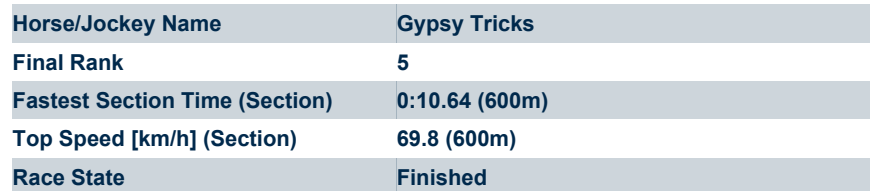
IpswichProfessional  
Race 3: THE SHED COMPANY BENCHMARK 70 Handicap - 800m  
09 July 2025 - 14:18  
Track Rating: Soft 7, Weather: Fine, Rail Position: +6m Entire

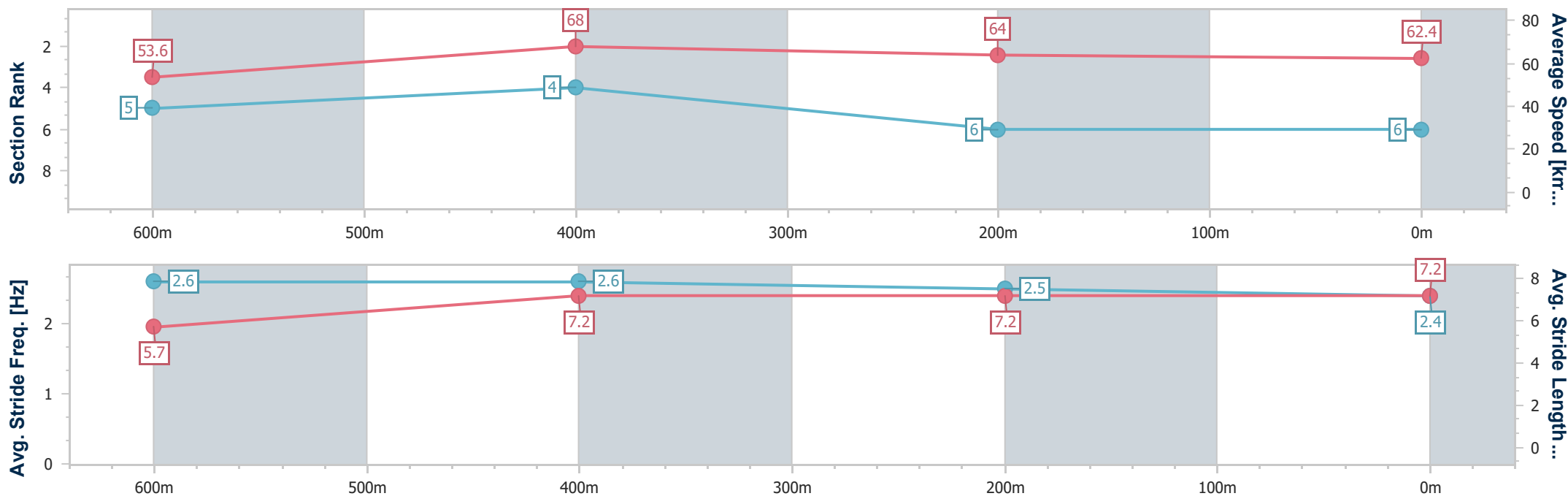
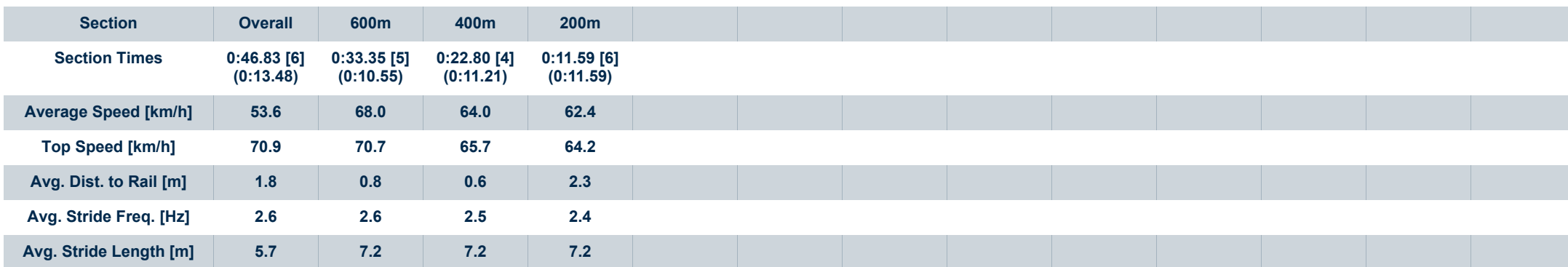
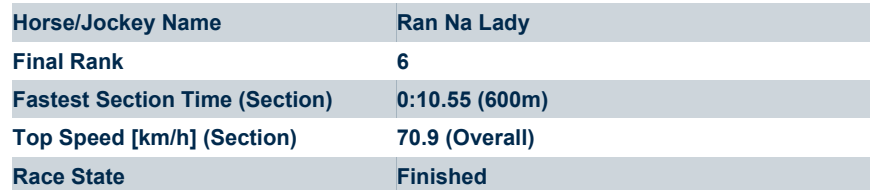


Section	Overall	600m	400m	200m										
Section Times	0:46.55 [3] (0:13.33)	0:33.22 [2] (0:10.50)	0:22.72 [2] (0:11.19)	0:11.53 [3] (0:11.53)										
Average Speed [km/h]	54.0	68.1	64.1	62.6										
Top Speed [km/h]	69.8	70.6	65.6	64.2										
Avg. Dist. to Rail [m]	1.6	1.4	1.4	1.4										
Avg. Stride Freq. [Hz]	2.5	2.5	2.4	2.3										
Avg. Stride Length [m]	6.0	7.5	7.4	7.4										











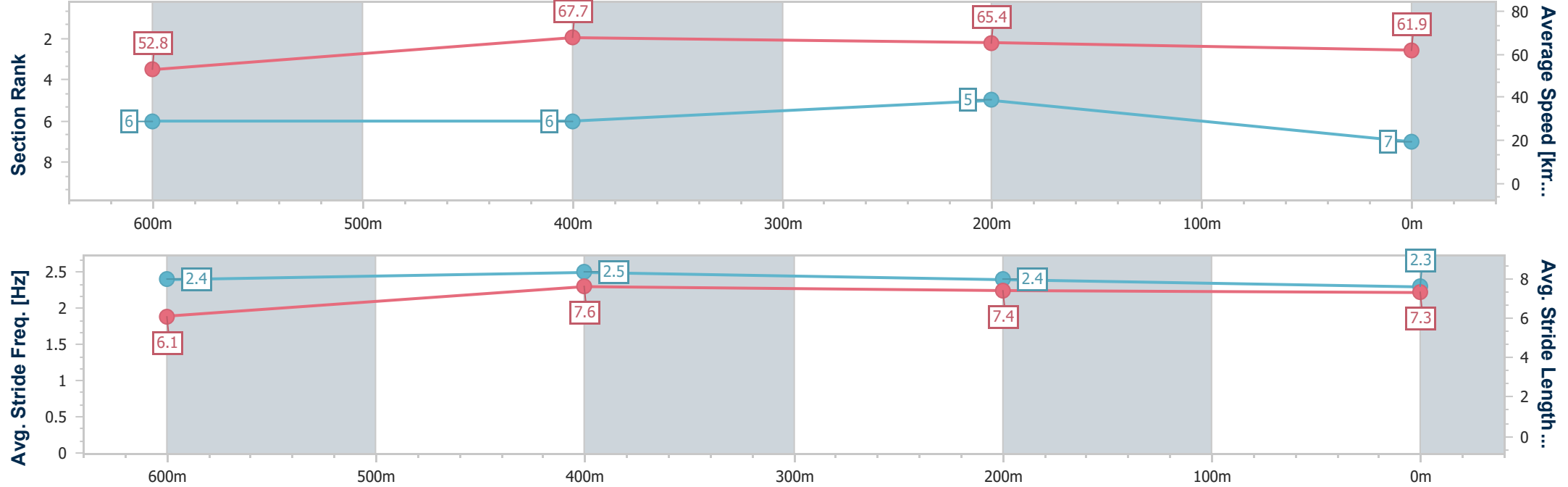
Horse/Jockey Name	Drums Of War
Final Rank	7
Fastest Section Time (Section)	0:10.63 (600m)
Top Speed [km/h] (Section)	69.5 (600m)
Race State	Finished



IpswichProfessional  
Race 3: THE SHED COMPANY BENCHMARK 70 Handicap -  
800m  
09 July 2025 - 14:18  
Track Rating: Soft 7, Weather: Fine, Rail Position: +6m Entire



Section	Overall	600m	400m	200m										
Section Times	0:46.89 [7] (0:13.63)	0:33.26 [6] (0:10.63)	0:22.63 [6] (0:10.96)	0:11.67 [5] (0:11.67)										
Average Speed [km/h]	52.8	67.7	65.4	61.9										
Top Speed [km/h]	67.6	69.5	67.0	65.7										
Avg. Dist. to Rail [m]	5.8	1.1	0.9	2.9										
Avg. Stride Freq. [Hz]	2.4	2.5	2.4	2.3										
Avg. Stride Length [m]	6.1	7.6	7.4	7.3										







IpswichProfessional  
Race 4: PRECINCT URBAN PLANNING QTIS Three-Year-Old  
BENCHMARK 68 Handicap - 1100m  
09 July 2025 - 14:53



Track Rating: Soft 7, Weather: Fine, Rail Position: +6m Entire

Section						Overall	1000m	800m	600m	400m	200m	Last 600m			
Field Times						1:05.13 (0:08.19)	0:56.94 (0:10.86)	0:46.08 (0:11.00)	0:35.08 (0:11.47)	0:23.61 (0:11.60)	0:12.01 (0:12.01)	0:35.08			
Rank	TAB	Horse/Jockey	Barrier	Top Speed [km/h]	Fastest Section								Margin	Distance Travelled [m]	
1	1	PALEFACE RINGO	7	69.0	0:08.43	1:05.13 [1]	0:56.70 [4]	0:45.94 [3]	0:34.88 [3]	0:23.52 [3]	0:11.99 [2]	1:05.13	0:34.88		
		Micheal Hellyer		1000m	Overall	(0:08.43)	(0:10.76)	(0:11.06)	(0:11.36)	(0:11.53)	(0:11.99)				
2	3	SIX MORE SONGS	3	67.2	0:08.27	1:05.16 [2]	0:56.89 [2]	0:46.01 [2]	0:34.96 [2]	0:23.64 [1]	0:12.04 [1]	0.21L	0:34.96	-5	
		Emily Lang		1000m	Overall	(0:08.27)	(0:10.88)	(0:11.05)	(0:11.32)	(0:11.60)	(0:12.04)				
3	9	CLICK CLICK BOOM	2	68.4	0:08.19	1:05.20 [3]	0:57.01 [1]	0:46.15 [1]	0:35.15 [1]	0:23.62 [2]	0:12.02 [3]	0.41L	0:35.15	-1	
		Justin Stanley		1000m	Overall	(0:08.19)	(0:10.86)	(0:11.00)	(0:11.53)	(0:11.60)	(0:12.02)				
4	10	ESPRIT DU JOUR	9	67.6	0:08.66	1:05.26 [4]	0:56.60 [7]	0:45.64 [7]	0:34.58 [7]	0:23.22 [8]	0:11.88 [5]	0.75L	0:34.58	+0	
		Damien Thornton		1000m	Overall	(0:08.66)	(0:10.96)	(0:11.06)	(0:11.36)	(0:11.34)	(0:11.88)				
5	11	WANTSOMEMOREOFIT	8	67.2	0:08.82	1:05.43 [5]	0:56.61 [8]	0:45.54 [8]	0:34.60 [8]	0:23.45 [6]	0:12.06 [4]	1.76L	0:34.60	-1	
		Bailey Wheeler		1000m	Overall	(0:08.82)	(0:11.07)	(0:10.94)	(0:11.15)	(0:11.39)	(0:12.06)				
6	8	ALLY	6	67.9	0:08.62	1:05.45 [6]	0:56.83 [6]	0:45.96 [6]	0:34.85 [6]	0:23.44 [7]	0:11.84 [7]	1.92L	0:34.85	-5	
		Cejay Graham		1000m	Overall	(0:08.62)	(0:10.87)	(0:11.11)	(0:11.41)	(0:11.60)	(0:11.84)				
7	4	SUJEED	5	66.4	0:08.99	1:05.69 [7]	0:56.70 [9]	0:45.58 [9]	0:34.63 [9]	0:23.43 [9]	0:11.91 [8]	3.31L	0:34.63	-4	
		Kyle Wilson-Taylor		800m	Overall	(0:08.99)	(0:11.12)	(0:10.95)	(0:11.20)	(0:11.52)	(0:11.91)				
8	2	KING BOOM	1	67.2	0:08.35	1:06.04 [8]	0:57.69 [3]	0:46.81 [4]	0:35.73 [4]	0:24.28 [4]	0:12.54 [6]	5.37L	0:35.73	-5	
		Cobi Vitler		1000m	Overall	(0:08.35)	(0:10.88)	(0:11.08)	(0:11.45)	(0:11.74)	(0:12.54)				
9	12	MISHANI DEVINE	4	69.6	0:08.53	1:06.45 [9]	0:57.92 [5]	0:47.10 [5]	0:35.93 [5]	0:24.52 [5]	0:12.64 [9]	7.78L	0:35.93	-4	
		Georgina Cartwright		1000m	Overall	(0:08.53)	(0:10.82)	(0:11.17)	(0:11.41)	(0:11.88)	(0:12.64)				

Scratched: Mishani Storm (#7), Pro Forma (#5), Eagle's Fire (#13), Better Be Ready (#6)



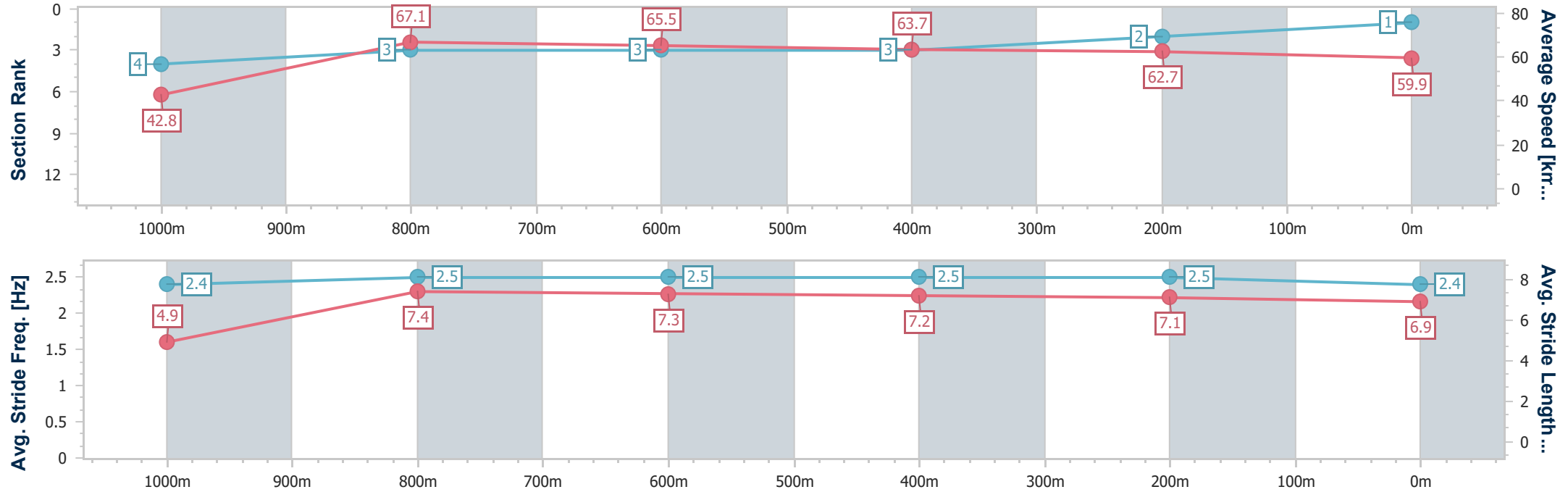
Horse/Jockey Name	Paleface Ringo
Final Rank	1
Fastest Section Time (Section)	0:08.43 (Overall)
Top Speed [km/h] (Section)	69.0 (1000m)
Race State	Finished



IpswichProfessional  
Race 4: PRECINCT URBAN PLANNING QTIS Three-Year-Old  
BENCHMARK 68 Handicap - 1100m  
09 July 2025 - 14:53  
Track Rating: Soft 7, Weather: Fine, Rail Position: +6m Entire



Section	Overall	1000m	800m	600m	400m	200m							
Section Times	1:05.13 [1] (0:08.43)	0:56.70 [4] (0:10.76)	0:45.94 [3] (0:11.06)	0:34.88 [3] (0:11.36)	0:23.52 [3] (0:11.53)	0:11.99 [2] (0:11.99)							
Average Speed [km/h]	42.8	67.1	65.5	63.7	62.7	59.9							
Top Speed [km/h]	63.4	69.0	67.3	65.8	63.5	62.5							
Avg. Dist. to Rail [m]	6.5	1.3	1.8	1.7	1.1	1.6							
Avg. Stride Freq. [Hz]	2.4	2.5	2.5	2.5	2.5	2.4							
Avg. Stride Length [m]	4.9	7.4	7.3	7.2	7.1	6.9							





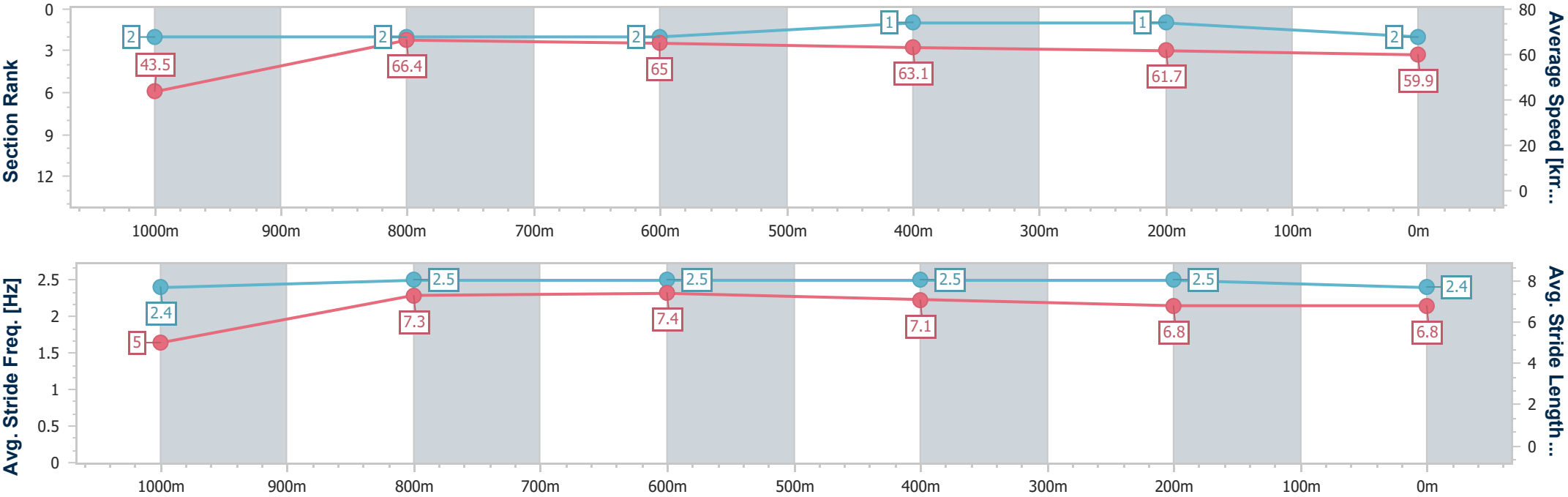
Horse/Jockey Name	Six More Songs
Final Rank	2
Fastest Section Time (Section)	0:08.27 (Overall)
Top Speed [km/h] (Section)	67.2 (1000m)
Race State	Finished



IpswichProfessional  
Race 4: PRECINCT URBAN PLANNING QTIS Three-Year-Old  
BENCHMARK 68 Handicap - 1100m  
09 July 2025 - 14:53  
Track Rating: Soft 7, Weather: Fine, Rail Position: +6m Entire



Section	Overall	1000m	800m	600m	400m	200m							
Section Times	1:05.16 [2] (0:08.27)	0:56.89 [2] (0:10.88)	0:46.01 [2] (0:11.05)	0:34.96 [2] (0:11.32)	0:23.64 [1] (0:11.60)	0:12.04 [1] (0:12.04)							
Average Speed [km/h]	43.5	66.4	65.0	63.1	61.7	59.9							
Top Speed [km/h]	64.4	67.2	65.9	63.9	62.6	61.8							
Avg. Dist. to Rail [m]	4.0	0.8	0.7	1.1	1.1	0.2							
Avg. Stride Freq. [Hz]	2.4	2.5	2.5	2.5	2.5	2.4							
Avg. Stride Length [m]	5.0	7.3	7.4	7.1	6.8	6.8							





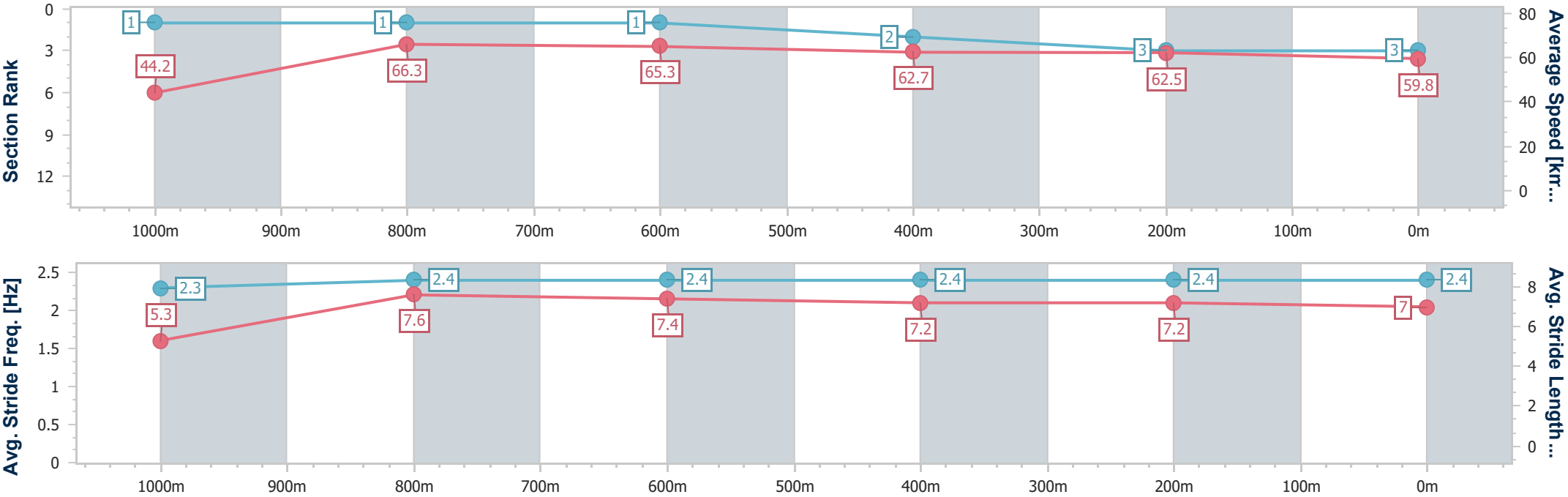
Horse/Jockey Name	Click Click Boom
Final Rank	3
Fastest Section Time (Section)	0:08.19 (Overall)
Top Speed [km/h] (Section)	68.4 (1000m)
Race State	Finished



IpswichProfessional  
Race 4: PRECINCT URBAN PLANNING QTIS Three-Year-Old  
BENCHMARK 68 Handicap - 1100m  
09 July 2025 - 14:53  
Track Rating: Soft 7, Weather: Fine, Rail Position: +6m Entire



Section	Overall	1000m	800m	600m	400m	200m								
Section Times	1:05.20 [3] (0:08.19)	0:57.01 [1] (0:10.86)	0:46.15 [1] (0:11.00)	0:35.15 [1] (0:11.53)	0:23.62 [2] (0:11.60)	0:12.02 [3] (0:12.02)								
Average Speed [km/h]	44.2	66.3	65.3	62.7	62.5	59.8								
Top Speed [km/h]	64.8	68.4	66.3	64.7	63.9	62.0								
Avg. Dist. to Rail [m]	3.2	0.4	0.7	1.7	0.6	0.3								
Avg. Stride Freq. [Hz]	2.3	2.4	2.4	2.4	2.4	2.4								
Avg. Stride Length [m]	5.3	7.6	7.4	7.2	7.2	7.0								





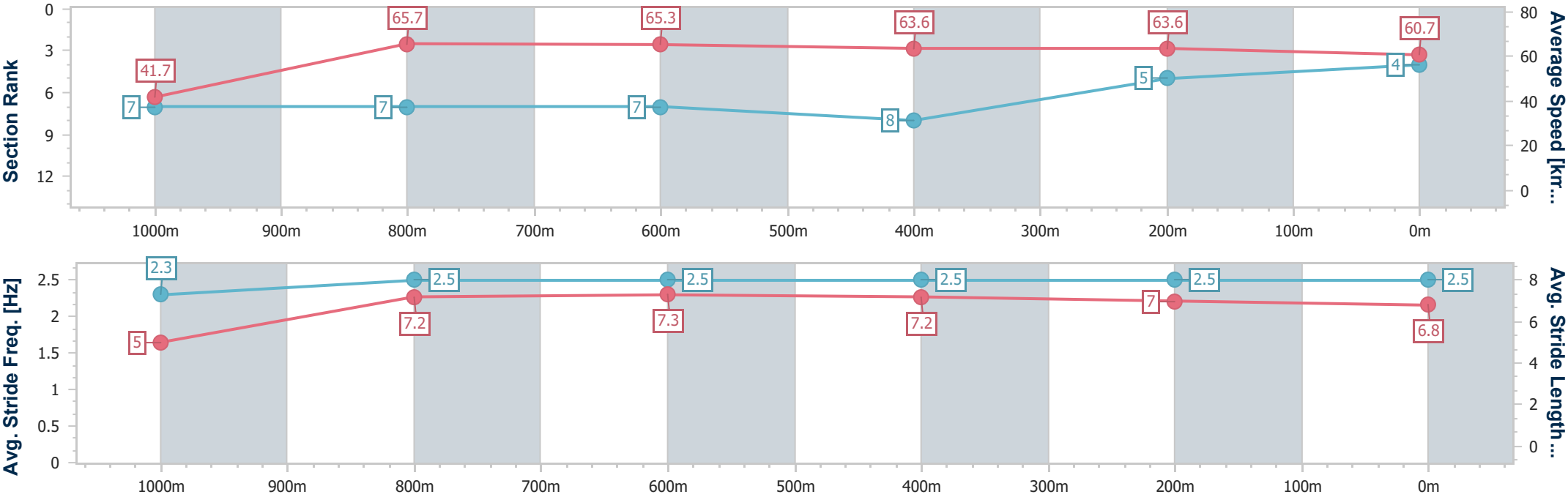
Horse/Jockey Name	Esprit Du Jour
Final Rank	4
Fastest Section Time (Section)	0:08.66 (Overall)
Top Speed [km/h] (Section)	67.6 (1000m)
Race State	Finished



IpswichProfessional  
Race 4: PRECINCT URBAN PLANNING QTIS Three-Year-Old  
BENCHMARK 68 Handicap - 1100m  
09 July 2025 - 14:53  
Track Rating: Soft 7, Weather: Fine, Rail Position: +6m Entire



Section	Overall	1000m	800m	600m	400m	200m							
Section Times	1:05.26 [4] (0:08.66)	0:56.60 [7] (0:10.96)	0:45.64 [7] (0:11.06)	0:34.58 [7] (0:11.36)	0:23.22 [8] (0:11.34)	0:11.88 [5] (0:11.88)							
Average Speed [km/h]	41.7	65.7	65.3	63.6	63.6	60.7							
Top Speed [km/h]	61.9	67.6	67.2	65.0	65.4	62.5							
Avg. Dist. to Rail [m]	10.3	1.6	0.5	0.7	2.1	4.0							
Avg. Stride Freq. [Hz]	2.3	2.5	2.5	2.5	2.5	2.5							
Avg. Stride Length [m]	5.0	7.2	7.3	7.2	7.0	6.8							





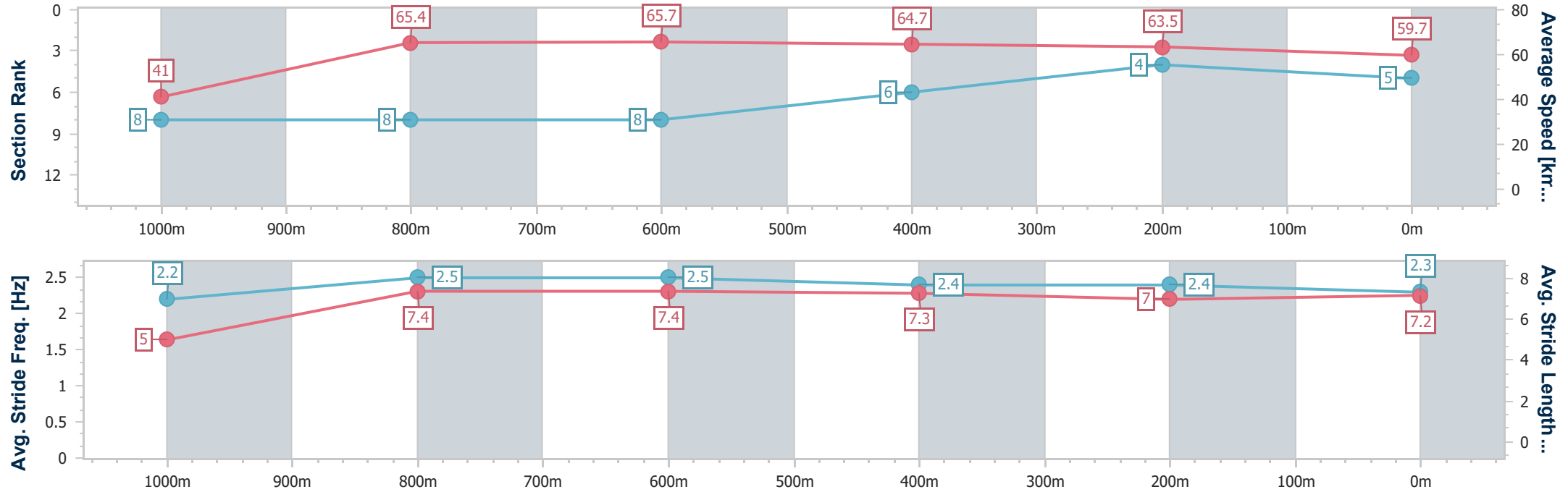
Horse/Jockey Name	Wantsomemoreofit
Final Rank	5
Fastest Section Time (Section)	0:08.82 (Overall)
Top Speed [km/h] (Section)	67.2 (1000m)
Race State	Finished



IpswichProfessional  
Race 4: PRECINCT URBAN PLANNING QTIS Three-Year-Old  
BENCHMARK 68 Handicap - 1100m  
09 July 2025 - 14:53  
Track Rating: Soft 7, Weather: Fine, Rail Position: +6m Entire



Section	Overall	1000m	800m	600m	400m	200m							
Section Times	1:05.43 [5] (0:08.82)	0:56.61 [8] (0:11.07)	0:45.54 [8] (0:10.94)	0:34.60 [8] (0:11.15)	0:23.45 [6] (0:11.39)	0:12.06 [4] (0:12.06)							
Average Speed [km/h]	41.0	65.4	65.7	64.7	63.5	59.7							
Top Speed [km/h]	62.4	67.2	66.6	66.7	64.9	62.9							
Avg. Dist. to Rail [m]	7.7	1.7	0.5	0.8	2.7	5.5							
Avg. Stride Freq. [Hz]	2.2	2.5	2.5	2.4	2.4	2.3							
Avg. Stride Length [m]	5.0	7.4	7.4	7.3	7.0	7.2							





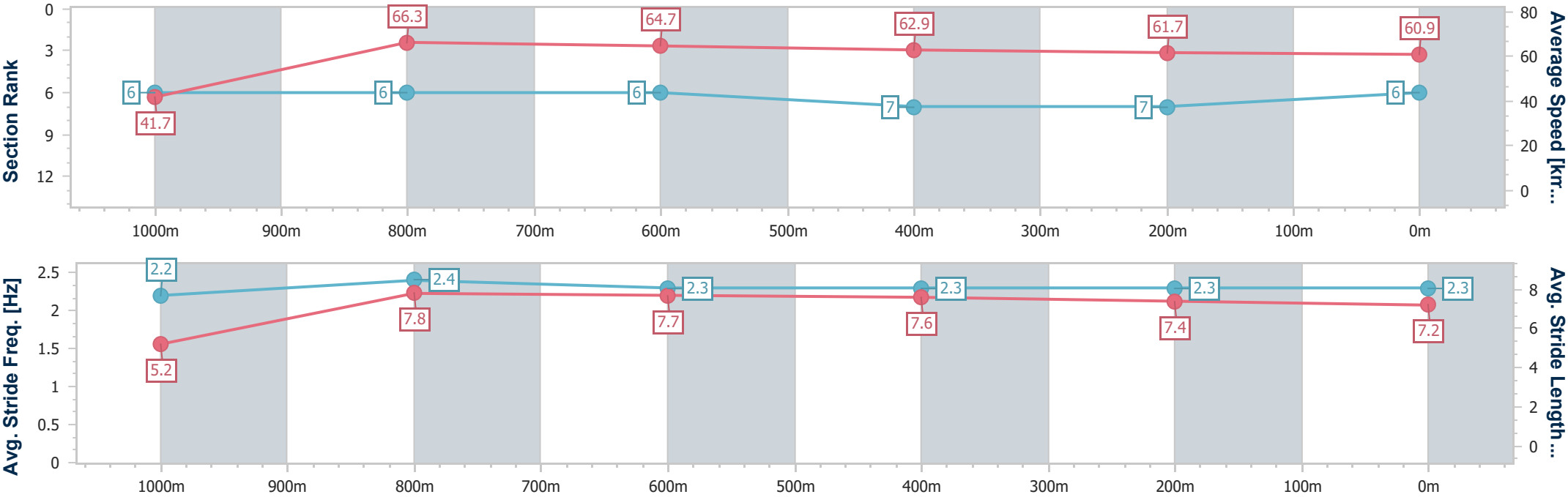
Horse/Jockey Name	Ally
Final Rank	6
Fastest Section Time (Section)	0:08.62 (Overall)
Top Speed [km/h] (Section)	67.9 (1000m)
Race State	Finished



IpswichProfessional  
Race 4: PRECINCT URBAN PLANNING QTIS Three-Year-Old  
BENCHMARK 68 Handicap - 1100m  
09 July 2025 - 14:53  
Track Rating: Soft 7, Weather: Fine, Rail Position: +6m Entire



Section	Overall	1000m	800m	600m	400m	200m								
Section Times	1:05.45 [6] (0:08.62)	0:56.83 [6] (0:10.87)	0:45.96 [6] (0:11.11)	0:34.85 [6] (0:11.41)	0:23.44 [7] (0:11.60)	0:11.84 [7] (0:11.84)								
Average Speed [km/h]	41.7	66.3	64.7	62.9	61.7	60.9								
Top Speed [km/h]	62.1	67.9	65.5	64.6	63.1	62.9								
Avg. Dist. to Rail [m]	6.1	0.6	0.4	0.9	1.1	0.8								
Avg. Stride Freq. [Hz]	2.2	2.4	2.3	2.3	2.3	2.3								
Avg. Stride Length [m]	5.2	7.8	7.7	7.6	7.4	7.2								





Horse/Jockey Name	Sujeed
Final Rank	7
Fastest Section Time (Section)	0:08.99 (Overall)
Top Speed [km/h] (Section)	66.4 (800m)
Race State	Finished



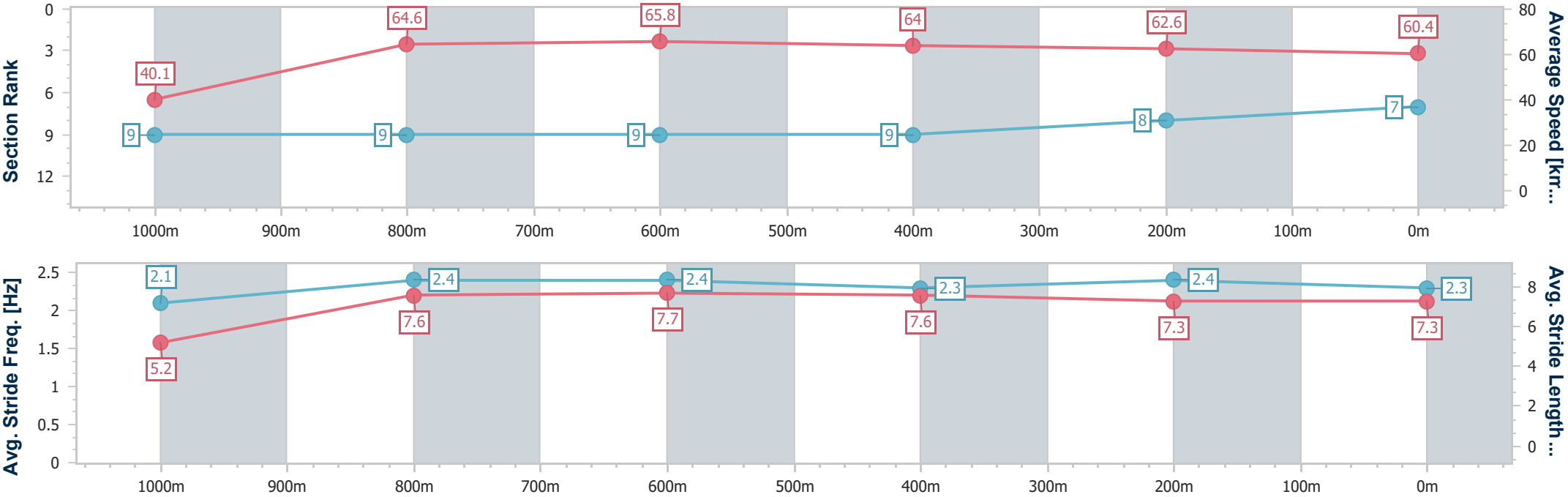
IpswichProfessional  
Race 4: PRECINCT URBAN PLANNING QTIS Three-Year-Old  
BENCHMARK 68 Handicap - 1100m



09 July 2025 - 14:53

Track Rating: Soft 7, Weather: Fine, Rail Position: +6m Entire

Section	Overall	1000m	800m	600m	400m	200m							
Section Times	1:05.69 [7] (0:08.99)	0:56.70 [9] (0:11.12)	0:45.58 [9] (0:10.95)	0:34.63 [9] (0:11.20)	0:23.43 [9] (0:11.52)	0:11.91 [8] (0:11.91)							
Average Speed [km/h]	40.1	64.6	65.8	64.0	62.6	60.4							
Top Speed [km/h]	61.6	66.4	66.4	65.1	63.5	63.0							
Avg. Dist. to Rail [m]	5.1	0.2	0.5	0.8	2.1	4.2							
Avg. Stride Freq. [Hz]	2.1	2.4	2.4	2.3	2.4	2.3							
Avg. Stride Length [m]	5.2	7.6	7.7	7.6	7.3	7.3							







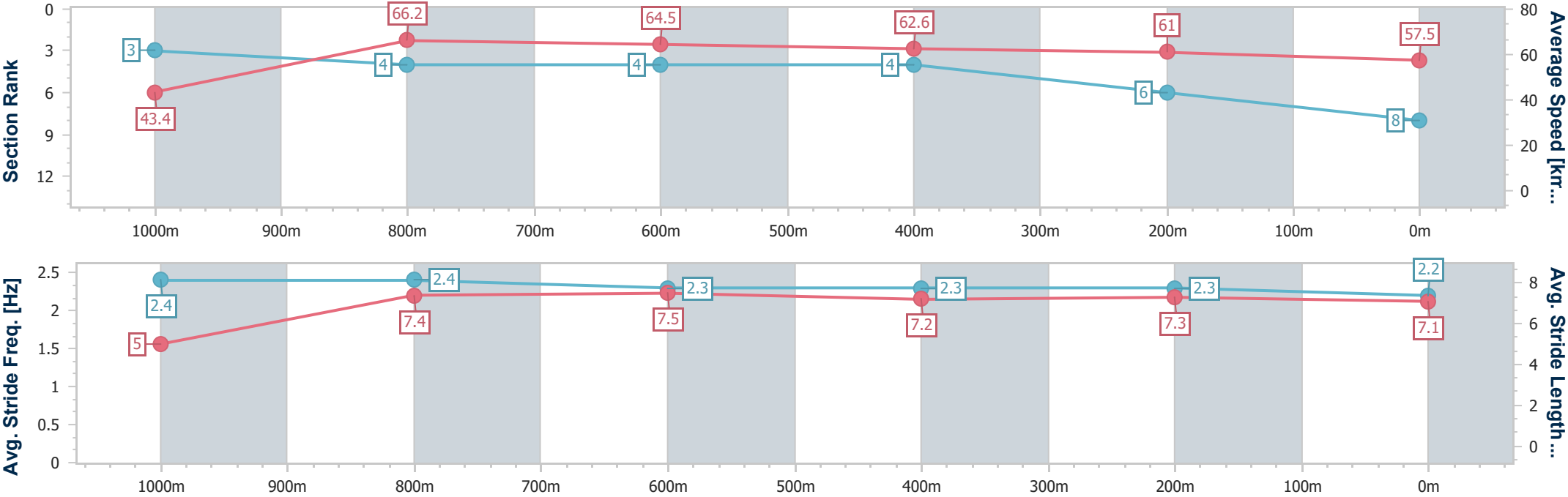
Horse/Jockey Name	King Boom
Final Rank	8
Fastest Section Time (Section)	0:08.35 (Overall)
Top Speed [km/h] (Section)	67.2 (1000m)
Race State	Finished



IpswichProfessional  
Race 4: PRECINCT URBAN PLANNING QTIS Three-Year-Old  
BENCHMARK 68 Handicap - 1100m  
09 July 2025 - 14:53  
Track Rating: Soft 7, Weather: Fine, Rail Position: +6m Entire



Section	Overall	1000m	800m	600m	400m	200m								
Section Times	1:06.04 [8] (0:08.35)	0:57.69 [3] (0:10.88)	0:46.81 [4] (0:11.08)	0:35.73 [4] (0:11.45)	0:24.28 [4] (0:11.74)	0:12.54 [6] (0:12.54)								
Average Speed [km/h]	43.4	66.2	64.5	62.6	61.0	57.5								
Top Speed [km/h]	64.9	67.2	65.3	63.5	62.5	60.4								
Avg. Dist. to Rail [m]	2.5	0.3	0.9	1.5	1.4	1.4								
Avg. Stride Freq. [Hz]	2.4	2.4	2.3	2.3	2.3	2.2								
Avg. Stride Length [m]	5.0	7.4	7.5	7.2	7.3	7.1								





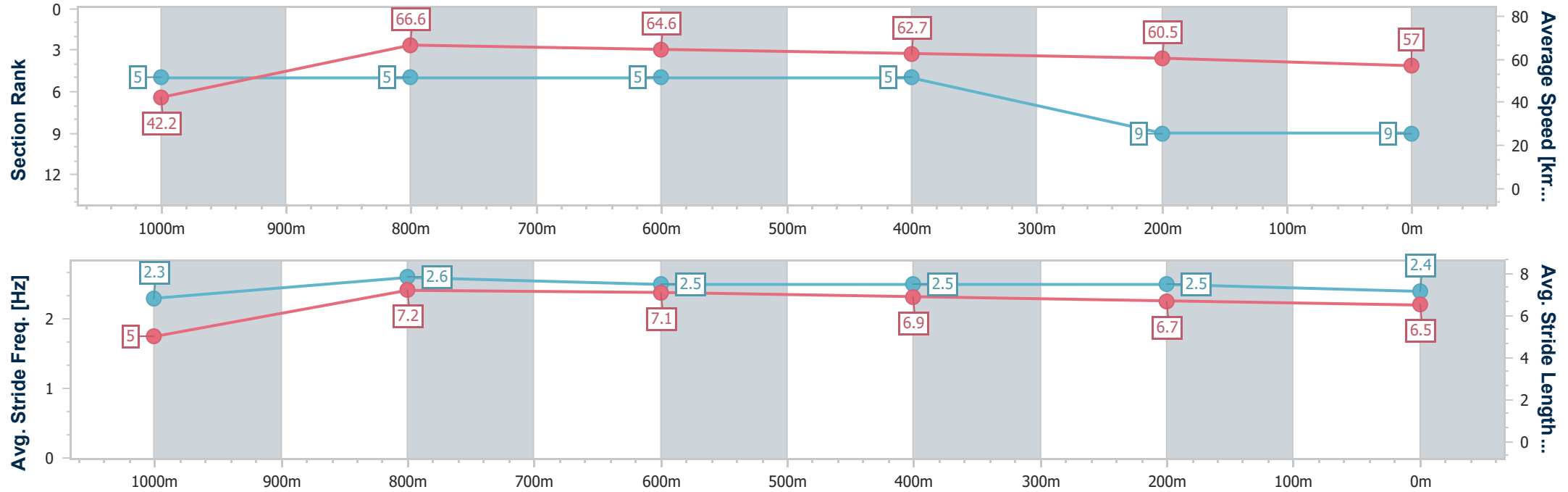
Horse/Jockey Name	Mishani Devine
Final Rank	9
Fastest Section Time (Section)	0:08.53 (Overall)
Top Speed [km/h] (Section)	69.6 (1000m)
Race State	Finished



IpswichProfessional  
Race 4: PRECINCT URBAN PLANNING QTIS Three-Year-Old  
BENCHMARK 68 Handicap - 1100m  
09 July 2025 - 14:53  
Track Rating: Soft 7, Weather: Fine, Rail Position: +6m Entire



Section	Overall	1000m	800m	600m	400m	200m							
Section Times	1:06.45 [9] (0:08.53)	0:57.92 [5] (0:10.82)	0:47.10 [5] (0:11.17)	0:35.93 [5] (0:11.41)	0:24.52 [5] (0:11.88)	0:12.64 [9] (0:12.64)							
Average Speed [km/h]	42.2	66.6	64.6	62.7	60.5	57.0							
Top Speed [km/h]	65.3	69.6	65.5	65.1	62.2	59.2							
Avg. Dist. to Rail [m]	4.3	0.3	0.4	0.5	0.8	0.5							
Avg. Stride Freq. [Hz]	2.3	2.6	2.5	2.5	2.5	2.4							
Avg. Stride Length [m]	5.0	7.2	7.1	6.9	6.7	6.5							



Track Rating: Soft 7, Weather: Fine, Rail Position: +6m Entire

Section						Overall	1200m	1000m	800m	600m	400m	Last 600m	
Field Times						1:22.70 (0:11.14)	1:11.56 (0:10.95)	1:00.61 (0:11.57)	0:49.04 (0:11.98)	0:37.06 (0:12.29)	0:24.77 (0:12.27)	0:37.06	
Rank	TAB	Horse/Jockey	Barrier	Top Speed [km/h]	Fastest Section								Distance Travelled [m]
1	10	FOOLSAY	9	67.0	0:10.99	1:22.70 [1]	1:11.49 [3]	1:00.50 [2]	0:49.03 [3]	0:36.94 [2]	0:24.77 [1]	0:36.94	
		Hannah Richardson		1200m	1200m	(0:11.21)	(0:10.99)	(0:11.47)	(0:12.09)	(0:12.17)	(0:12.27)		
2	4	IHAVESEENTHELIGHT	3	65.5	0:11.08	1:23.05 [2]	1:11.72 [5]	1:00.64 [5]	0:49.11 [5]	0:37.03 [5]	0:24.49 [4]	0:37.03 +2	
		Cobi Vitler		1200m	1200m	(0:11.33)	(0:11.08)	(0:11.53)	(0:12.08)	(0:12.54)	(0:12.23)		
3	3	VALENCIA ROC	10	65.5	0:11.17	1:23.15 [3]	1:11.95 [2]	1:00.78 [4]	0:49.26 [4]	0:37.13 [4]	0:24.90 [2]	0:37.13 +4	
		Luke Dempsey		1200m	1200m	(0:11.20)	(0:11.17)	(0:11.52)	(0:12.13)	(0:12.23)	(0:12.26)		
4	13	BRUTAL SUE	4	65.1	0:11.39	1:23.23 [4]	1:11.83 [7]	1:00.44 [6]	0:48.89 [8]	0:36.90 [7]	0:24.46 [8]	0:36.90 +3	
		Emily Lang		1000m	1200m	(0:11.40)	(0:11.39)	(0:11.55)	(0:11.99)	(0:12.44)	(0:12.33)		
5	8	SATURDAYS GIRL	5	65.2	0:11.23	1:23.24 [5]	1:11.61 [8]	1:00.38 [7]	0:48.96 [7]	0:36.92 [6]	0:24.49 [7]	0:36.92 +1	
		Kyle Wilson-Taylor		Overall	1200m	(0:11.63)	(0:11.23)	(0:11.42)	(0:12.04)	(0:12.43)	(0:12.04)		
6	14	MY MISCHKA	6	65.3	0:11.23	1:23.36 [6]	1:11.62 [10]	1:00.39 [9]	0:48.96 [9]	0:36.82 [9]	0:24.37 [10]	0:36.82 +1	
		Siobhan Rutledge		1200m	1200m	(0:11.74)	(0:11.23)	(0:11.43)	(0:12.14)	(0:12.45)	(0:12.11)		
7	1	READY FOR THE TRIP	1	65.2	0:11.08	1:23.40 [7]	1:12.17 [4]	1:01.09 [3]	0:49.74 [1]	0:37.76 [1]	0:25.06 [3]	0:37.76 +1	
		Damien Thornton		1200m	1200m	(0:11.23)	(0:11.08)	(0:11.35)	(0:11.98)	(0:12.70)	(0:12.28)		
8	5	PAPAL WARS	11	65.2	0:11.36	1:23.67 [8]	1:12.28 [6]	1:00.81 [8]	0:49.45 [6]	0:37.32 [8]	0:24.97 [5]	0:37.32 +8	
		Corey Sutherland		1000m	1000m	(0:11.39)	(0:11.47)	(0:11.36)	(0:12.13)	(0:12.35)	(0:12.32)		
9	6	JAMCART	7	64.2	0:11.42	1:23.91 [9]	1:12.23 [9]	1:00.81 [10]	0:49.37 [10]	0:37.33 [10]	0:24.96 [9]	0:37.33 +10	
		Adin Thompson		1200m	1200m	(0:11.68)	(0:11.42)	(0:11.44)	(0:12.04)	(0:12.37)	(0:12.44)		
10	2	LAW MARSHAL	2	63.7	0:11.42	1:24.16 [10]	1:12.34 [11]	1:00.92 [11]	0:49.46 [11]	0:37.36 [11]	0:25.06 [11]	0:37.36 +3	
		Cejay Graham		1000m	1200m	(0:11.82)	(0:11.42)	(0:11.46)	(0:12.10)	(0:12.30)	(0:12.49)		

Scratched: Deep Tiara (#7), Belle Of Berlin (#9), Witness Dis (#17), Shamrock's Secret (#12), Besiege (#16), Kool Bruce (#11), Jediah (#18)



IpswichProfessional  
Race 5: TAB Maiden Handicap - 1350m  
09 July 2025 - 15:28



Track Rating: Soft 7, Weather: Fine, Rail Position: +6m Entire

Section					Overall	1200m	1000m	800m	600m	400m	Last 600m		
Field Times					1:22.70 (0:11.14)	1:11.56 (0:10.95)	1:00.61 (0:11.57)	0:49.04 (0:11.98)	0:37.06 (0:12.29)	0:24.77 (0:12.27)	0:37.06		
Rank	TAB	Horse/Jockey	Barrier	Top Speed [km/h]	Fastest Section							Distance Travelled [m]	
11	15	DUCK OUT	8	66.7	0:10.95	1:27.06 [11]	1:15.92 [1]	1:04.97 [1]	0:53.40 [2]	0:41.28 [3]	0:28.34 [6]	0:41.28	-1
		Anthony Allen		1200m	1200m	(0:11.14)	(0:10.95)	(0:11.57)	(0:12.12)	(0:12.94)	(0:13.79)		

Scratched: Deep Tiara (#7), Belle Of Berlin (#9), Witness Dis (#17), Shamrock's Secret (#12), Besiege (#16), Kool Bruce (#11), Jediah (#18)



IpswichProfessional  
Race 5: TAB Maiden Handicap - 1350m  
09 July 2025 - 15:28



Track Rating: Soft 7, Weather: Fine, Rail Position: +6m Entire

Section Field Times				200m 0:12.50 (0:12.50)		Last 600m 0:37.06			
Rank	TAB	Horse/Jockey	Barrier	Top Speed [km/h]	Fastest Section	Margin			Distance Travelled [m]
1	10	FOOLSAY	9	67.0	0:10.99	0:12.50 [1]	1:22.70		0:36.94
		Hannah Richardson		1200m	1200m	(0:12.50)			
2	4	IHAVESEENTHELIGHT	3	65.5	0:11.08	0:12.26 [5]	2.06L		0:37.03 +2
		Cobi Vitler		1200m	1200m	(0:12.26)			
3	3	VALENCIA ROC	10	65.5	0:11.17	0:12.64 [2]	2.67L		0:37.13 +4
		Luke Dempsey		1200m	1200m	(0:12.64)			
4	13	BRUTAL SUE	4	65.1	0:11.39	0:12.13 [8]	3.15L		0:36.90 +3
		Emily Lang		1000m	1200m	(0:12.13)			
5	8	SATURDAYS GIRL	5	65.2	0:11.23	0:12.45 [4]	3.21L		0:36.92 +1
		Kyle Wilson-Taylor		Overall	1200m	(0:12.45)			
6	14	MY MISCHKA	6	65.3	0:11.23	0:12.26 [7]	3.9L		0:36.82 +1
		Siobhan Rutledge		1200m	1200m	(0:12.26)			
7	1	READY FOR THE TRIP	1	65.2	0:11.08	0:12.78 [3]	4.11L		0:37.76 +1
		Damien Thornton		1200m	1200m	(0:12.78)			
8	5	PAPAL WARS	11	65.2	0:11.36	0:12.65 [6]	5.69L		0:37.32 +8
		Corey Sutherland		1000m	1000m	(0:12.65)			
9	6	JAMCART	7	64.2	0:11.42	0:12.52 [9]	7.15L		0:37.33 +10
		Adin Thompson		1200m	1200m	(0:12.52)			
10	2	LAW MARSHAL	2	63.7	0:11.42	0:12.57 [10]	8.63L		0:37.36 +3
		Cejay Graham		1000m	1200m	(0:12.57)			

Scratched: Deep Tiara (#7), Belle Of Berlin (#9), Witness Dis (#17), Shamrock's Secret (#12), Besiege (#16), Kool Bruce (#11), Jediah (#18)

Report Created: Wed 9 July 2025 17:04 GMT+10 (Note: Timing is based on position data)

Page 3/15

[ ] Ranking at each section and finish  
-:-:- No data available at this section  
NA No data available

SCN Saddle cloth number  
DNF Did not finish  
DNT Did not track

data processed by  TRIPLESDATA



IpswichProfessional  
Race 5: TAB Maiden Handicap - 1350m  
09 July 2025 - 15:28



Track Rating: Soft 7, Weather: Fine, Rail Position: +6m Entire

Section						200m		Last 600m	
Field Times						0:12.50 (0:12.50)		0:37.06	
Rank	TAB	Horse/Jockey	Barrier	Top Speed [km/h]	Fastest Section	Margin		Distance Travelled [m]	
11	15	DUCK OUT	8	66.7	0:10.95	0:14.55 [11]	25.68L	0:41.28	-1
		Anthony Allen		1200m	1200m	(0:14.55)			

Scratched: Deep Tiara (#7), Belle Of Berlin (#9), Witness Dis (#17), Shamrock's Secret (#12), Besiege (#16), Kool Bruce (#11), Jediah (#18)



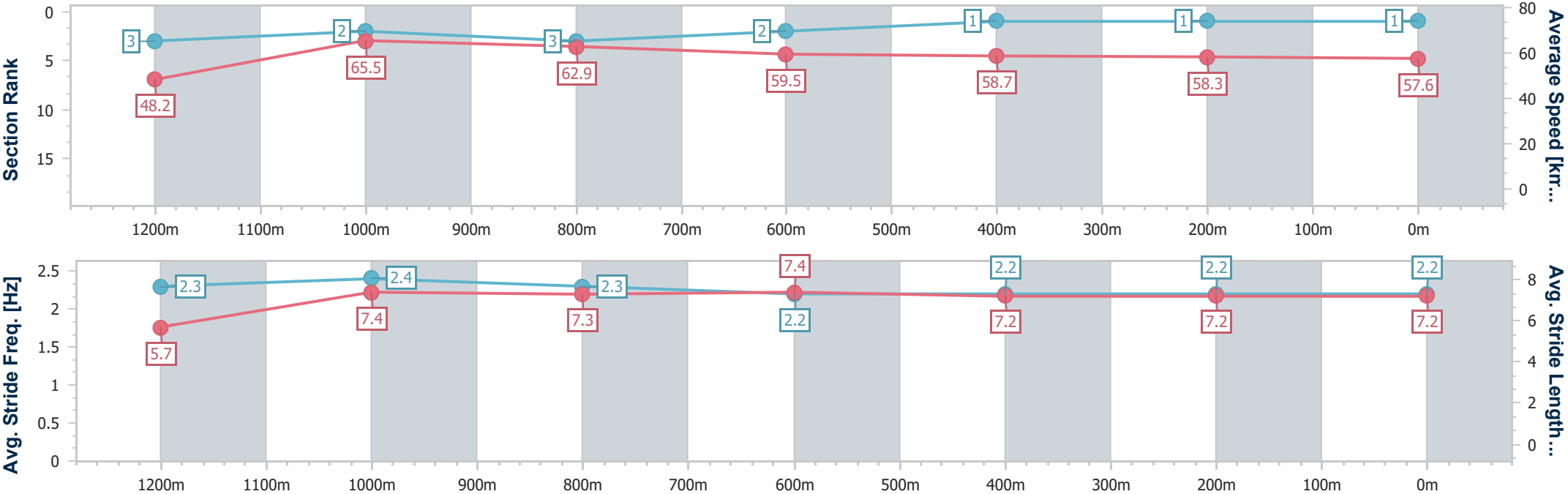
Horse/Jockey Name	Foolsay
Final Rank	1
Fastest Section Time (Section)	0:10.99 (1200m)
Top Speed [km/h] (Section)	67.0 (1200m)
Race State	Finished



IpswichProfessional  
Race 5: TAB Maiden Handicap - 1350m  
09 July 2025 - 15:28  
Track Rating: Soft 7, Weather: Fine, Rail Position: +6m Entire



Section	Overall	1200m	1000m	800m	600m	400m	200m						
Section Times	1:22.70 [1] (0:11.21)	1:11.49 [3] (0:10.99)	1:00.50 [2] (0:11.47)	0:49.03 [3] (0:12.09)	0:36.94 [2] (0:12.17)	0:24.77 [1] (0:12.27)	0:12.50 [1] (0:12.50)						
Average Speed [km/h]	48.2	65.5	62.9	59.5	58.7	58.3	57.6						
Top Speed [km/h]	66.3	67.0	64.5	60.5	59.5	59.5	59.4						
Avg. Dist. to Rail [m]	6.9	2.2	0.5	0.5	1.0	1.2	1.5						
Avg. Stride Freq. [Hz]	2.3	2.4	2.3	2.2	2.2	2.2	2.2						
Avg. Stride Length [m]	5.7	7.4	7.3	7.4	7.2	7.2	7.2						





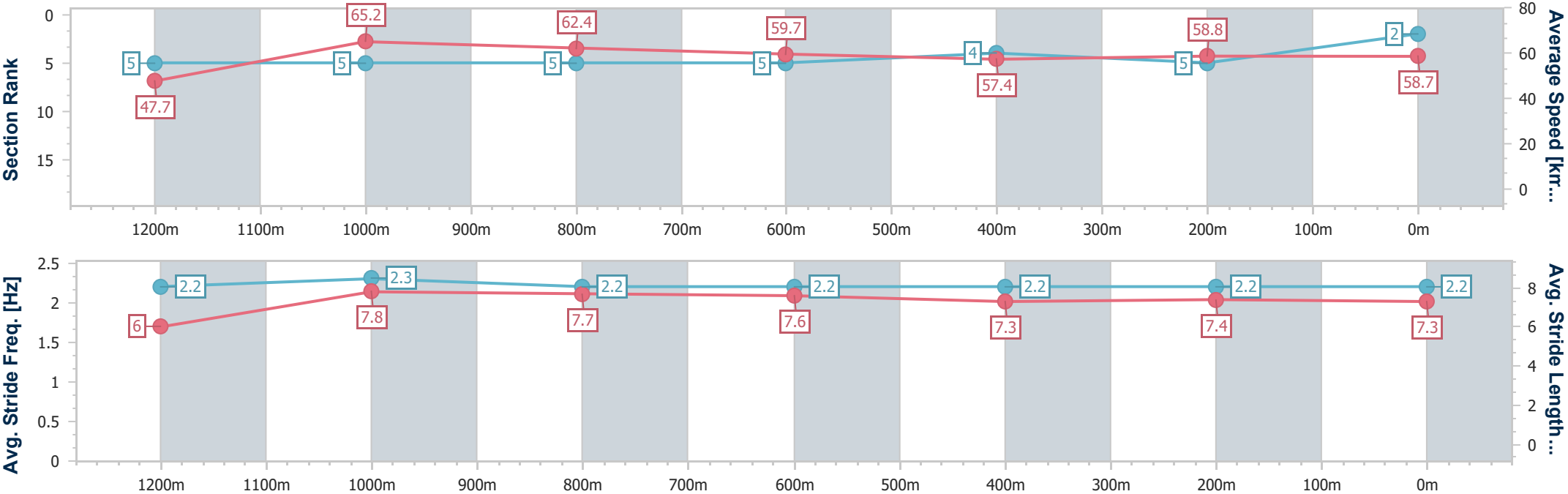
Horse/Jockey Name	Ihaveseeinthelight
Final Rank	2
Fastest Section Time (Section)	0:11.08 (1200m)
Top Speed [km/h] (Section)	65.5 (1200m)
Race State	Finished



IpswichProfessional  
Race 5: TAB Maiden Handicap - 1350m  
09 July 2025 - 15:28  
Track Rating: Soft 7, Weather: Fine, Rail Position: +6m Entire



Section	Overall	1200m	1000m	800m	600m	400m	200m						
Section Times	1:23.05 [2] (0:11.33)	1:11.72 [5] (0:11.08)	1:00.64 [5] (0:11.53)	0:49.11 [5] (0:12.08)	0:37.03 [5] (0:12.54)	0:24.49 [4] (0:12.23)	0:12.26 [5] (0:12.26)						
Average Speed [km/h]	47.7	65.2	62.4	59.7	57.4	58.8	58.7						
Top Speed [km/h]	64.9	65.5	64.7	60.6	58.9	60.0	60.0						
Avg. Dist. to Rail [m]	2.6	1.8	1.0	0.3	0.3	0.7	0.8						
Avg. Stride Freq. [Hz]	2.2	2.3	2.2	2.2	2.2	2.2	2.2						
Avg. Stride Length [m]	6.0	7.8	7.7	7.6	7.3	7.4	7.3						







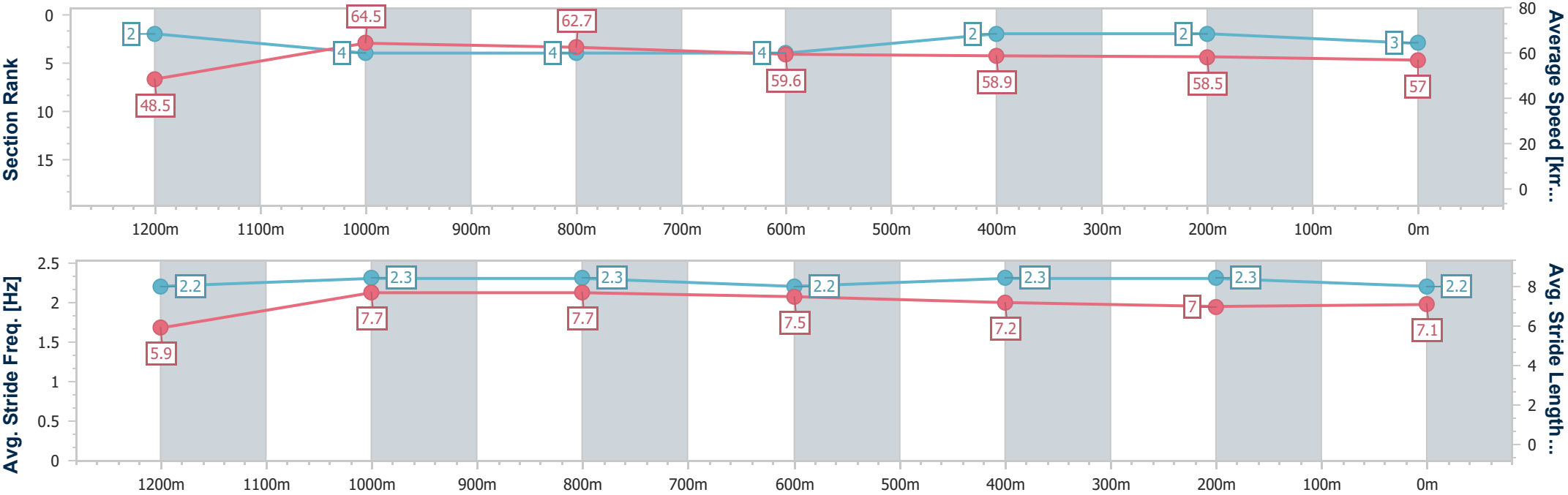
Horse/Jockey Name	Valencia Roc
Final Rank	3
Fastest Section Time (Section)	0:11.17 (1200m)
Top Speed [km/h] (Section)	65.5 (1200m)
Race State	Finished



IpswichProfessional  
Race 5: TAB Maiden Handicap - 1350m  
09 July 2025 - 15:28  
Track Rating: Soft 7, Weather: Fine, Rail Position: +6m Entire



Section	Overall	1200m	1000m	800m	600m	400m	200m						
Section Times	1:23.15 [3] (0:11.20)	1:11.95 [2] (0:11.17)	1:00.78 [4] (0:11.52)	0:49.26 [4] (0:12.13)	0:37.13 [4] (0:12.23)	0:24.90 [2] (0:12.26)	0:12.64 [2] (0:12.64)						
Average Speed [km/h]	48.5	64.5	62.7	59.6	58.9	58.5	57.0						
Top Speed [km/h]	64.4	65.5	65.0	61.3	59.8	59.8	58.6						
Avg. Dist. to Rail [m]	7.5	3.3	1.2	1.1	0.7	0.4	0.5						
Avg. Stride Freq. [Hz]	2.2	2.3	2.3	2.2	2.3	2.3	2.2						
Avg. Stride Length [m]	5.9	7.7	7.7	7.5	7.2	7.0	7.1						





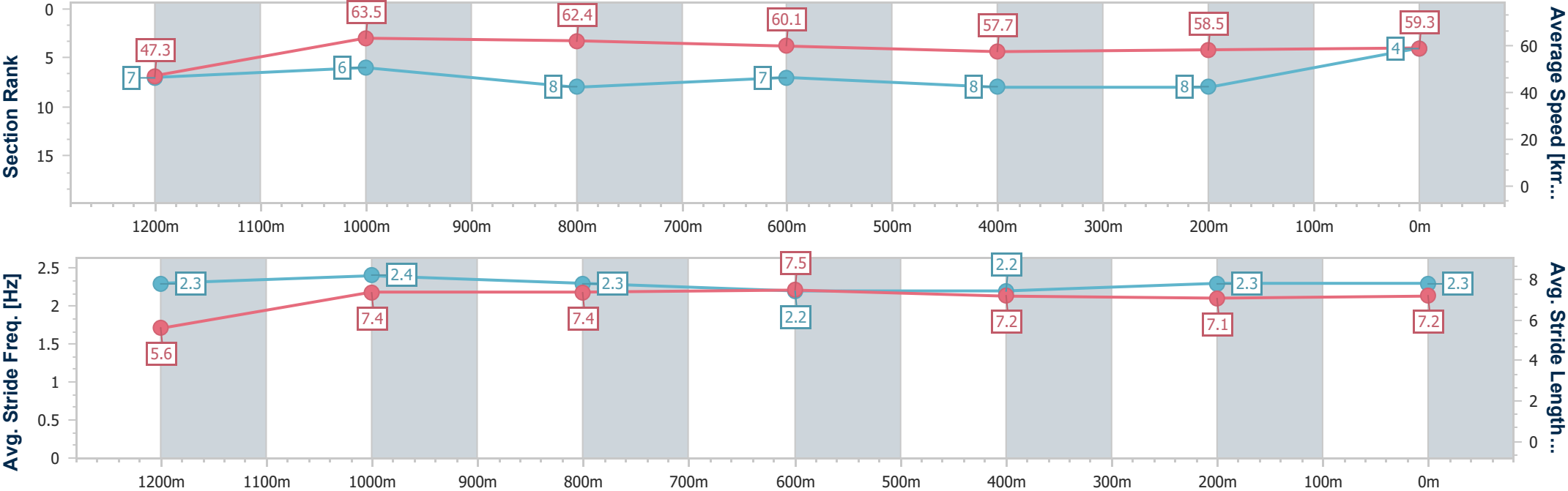
Horse/Jockey Name	Brutal Sue
Final Rank	4
Fastest Section Time (Section)	0:11.39 (1200m)
Top Speed [km/h] (Section)	65.1 (1000m)
Race State	Finished



IpswichProfessional  
Race 5: TAB Maiden Handicap - 1350m  
09 July 2025 - 15:28  
Track Rating: Soft 7, Weather: Fine, Rail Position: +6m Entire



Section	Overall	1200m	1000m	800m	600m	400m	200m						
Section Times	1:23.23 [4] (0:11.40)	1:11.83 [7] (0:11.39)	1:00.44 [6] (0:11.55)	0:48.89 [8] (0:11.99)	0:36.90 [7] (0:12.44)	0:24.46 [8] (0:12.33)	0:12.13 [8] (0:12.13)						
Average Speed [km/h]	47.3	63.5	62.4	60.1	57.7	58.5	59.3						
Top Speed [km/h]	64.1	64.9	65.1	60.6	58.4	60.3	61.2						
Avg. Dist. to Rail [m]	2.5	1.8	1.6	0.3	0.4	1.4	4.9						
Avg. Stride Freq. [Hz]	2.3	2.4	2.3	2.2	2.2	2.3	2.3						
Avg. Stride Length [m]	5.6	7.4	7.4	7.5	7.2	7.1	7.2						





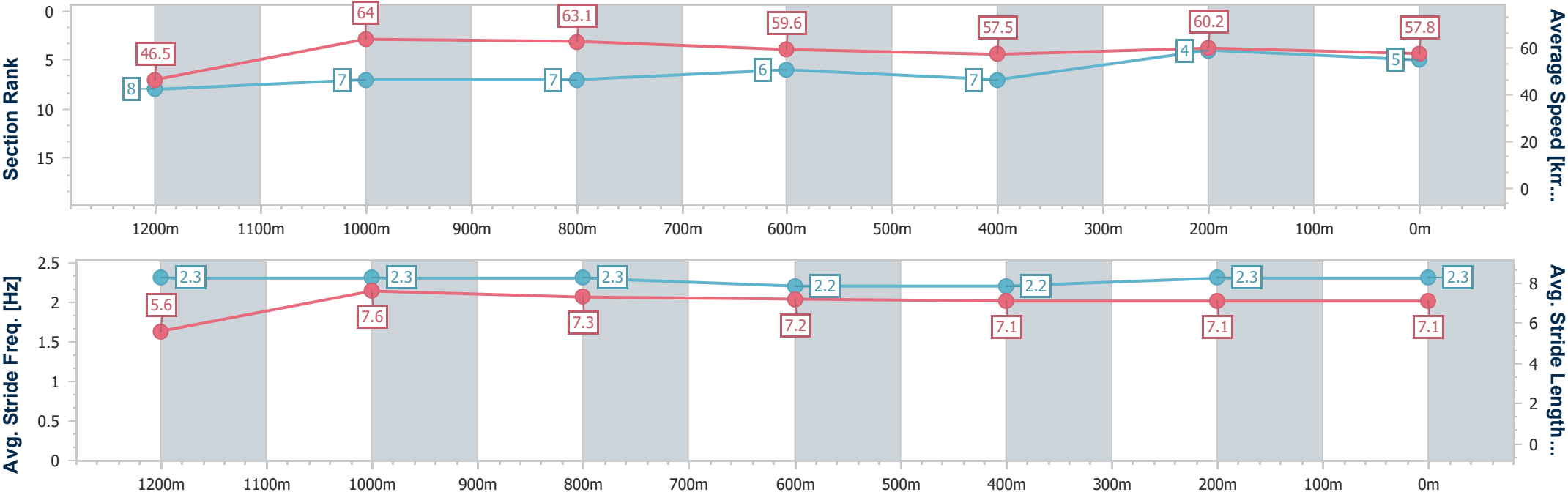
Horse/Jockey Name	Saturdays Girl
Final Rank	5
Fastest Section Time (Section)	0:11.23 (1200m)
Top Speed [km/h] (Section)	65.2 (Overall)
Race State	Finished



IpswichProfessional  
Race 5: TAB Maiden Handicap - 1350m  
09 July 2025 - 15:28  
Track Rating: Soft 7, Weather: Fine, Rail Position: +6m Entire



Section	Overall	1200m	1000m	800m	600m	400m	200m						
Section Times	1:23.24 [5] (0:11.63)	1:11.61 [8] (0:11.23)	1:00.38 [7] (0:11.42)	0:48.96 [7] (0:12.04)	0:36.92 [6] (0:12.43)	0:24.49 [7] (0:12.04)	0:12.45 [4] (0:12.45)						
Average Speed [km/h]	46.5	64.0	63.1	59.6	57.5	60.2	57.8						
Top Speed [km/h]	65.2	65.0	64.5	60.4	59.2	61.0	60.0						
Avg. Dist. to Rail [m]	4.1	0.6	0.3	1.1	1.3	2.7	7.0						
Avg. Stride Freq. [Hz]	2.3	2.3	2.3	2.2	2.2	2.3	2.3						
Avg. Stride Length [m]	5.6	7.6	7.3	7.2	7.1	7.1	7.1						





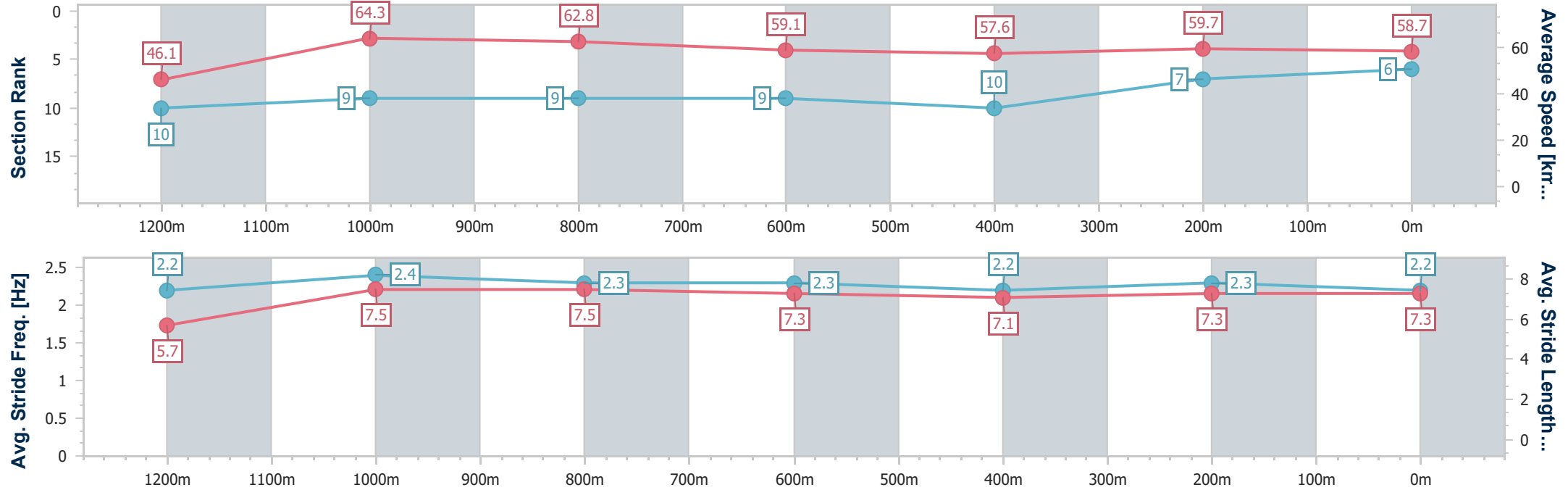
Horse/Jockey Name	My Mischka
Final Rank	6
Fastest Section Time (Section)	0:11.23 (1200m)
Top Speed [km/h] (Section)	65.3 (1200m)
Race State	Finished



IpswichProfessional  
Race 5: TAB Maiden Handicap - 1350m  
09 July 2025 - 15:28  
Track Rating: Soft 7, Weather: Fine, Rail Position: +6m Entire



Section	Overall	1200m	1000m	800m	600m	400m	200m						
Section Times	1:23.36 [6] (0:11.74)	1:11.62 [10] (0:11.23)	1:00.39 [9] (0:11.43)	0:48.96 [9] (0:12.14)	0:36.82 [9] (0:12.45)	0:24.37 [10] (0:12.11)	0:12.26 [7] (0:12.26)						
Average Speed [km/h]	46.1	64.3	62.8	59.1	57.6	59.7	58.7						
Top Speed [km/h]	65.0	65.3	63.8	60.6	58.8	60.3	60.2						
Avg. Dist. to Rail [m]	4.5	1.2	0.4	1.0	1.0	1.1	1.8						
Avg. Stride Freq. [Hz]	2.2	2.4	2.3	2.3	2.2	2.3	2.2						
Avg. Stride Length [m]	5.7	7.5	7.5	7.3	7.1	7.3	7.3						





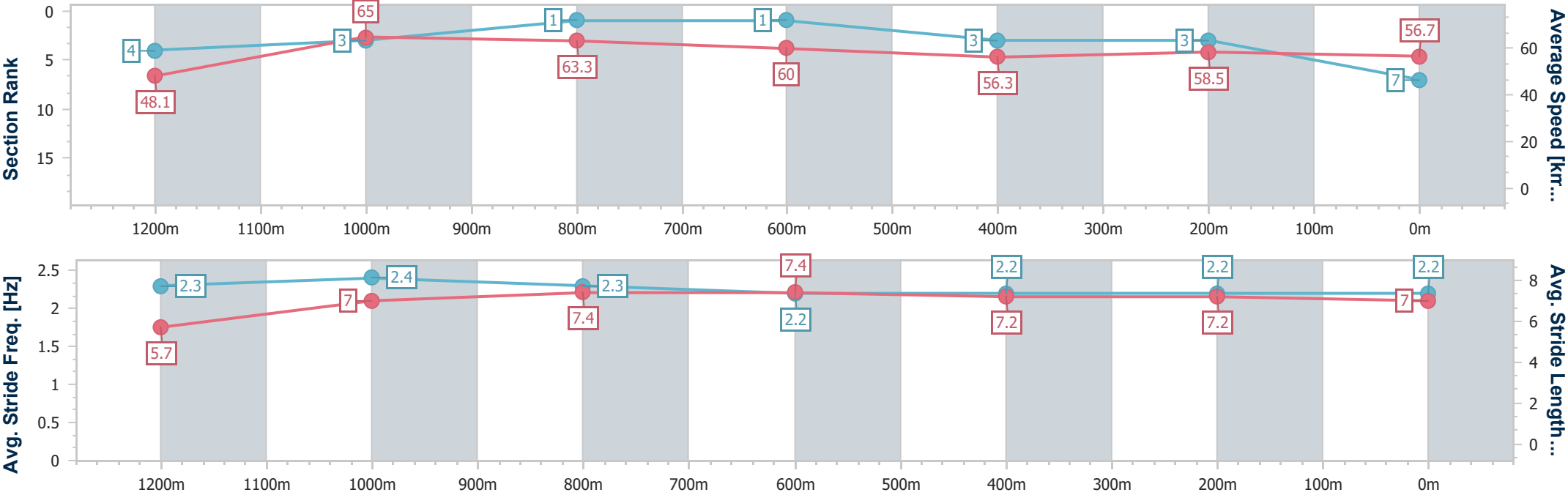
Horse/Jockey Name	Ready For The Trip
Final Rank	7
Fastest Section Time (Section)	0:11.08 (1200m)
Top Speed [km/h] (Section)	65.2 (1200m)
Race State	Finished



IpswichProfessional  
Race 5: TAB Maiden Handicap - 1350m  
09 July 2025 - 15:28  
Track Rating: Soft 7, Weather: Fine, Rail Position: +6m Entire



Section	Overall	1200m	1000m	800m	600m	400m	200m						
Section Times	1:23.40 [7] (0:11.23)	1:12.17 [4] (0:11.08)	1:01.09 [3] (0:11.35)	0:49.74 [1] (0:11.98)	0:37.76 [1] (0:12.70)	0:25.06 [3] (0:12.28)	0:12.78 [3] (0:12.78)						
Average Speed [km/h]	48.1	65.0	63.3	60.0	56.3	58.5	56.7						
Top Speed [km/h]	64.4	65.2	64.6	60.3	58.3	59.6	61.0						
Avg. Dist. to Rail [m]	1.2	0.9	0.3	1.0	1.3	0.2	5.1						
Avg. Stride Freq. [Hz]	2.3	2.4	2.3	2.2	2.2	2.2	2.2						
Avg. Stride Length [m]	5.7	7.0	7.4	7.4	7.2	7.2	7.0						





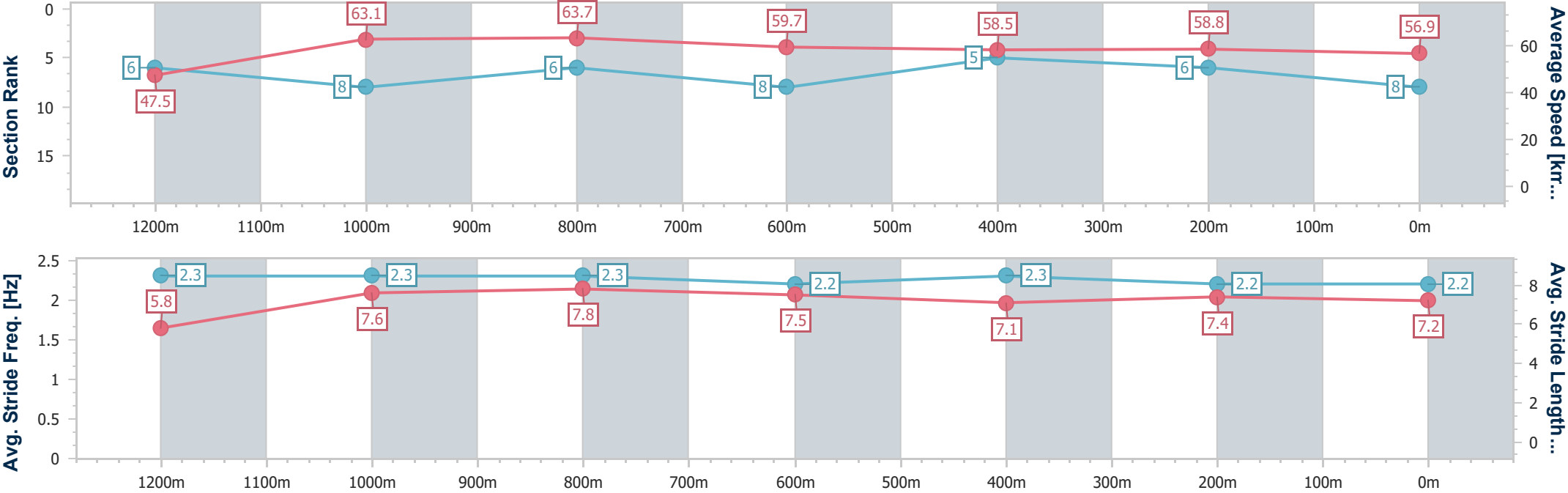
Horse/Jockey Name	Papal Wars
Final Rank	8
Fastest Section Time (Section)	0:11.36 (1000m)
Top Speed [km/h] (Section)	65.2 (1000m)
Race State	Finished



IpswichProfessional  
Race 5: TAB Maiden Handicap - 1350m  
09 July 2025 - 15:28  
Track Rating: Soft 7, Weather: Fine, Rail Position: +6m Entire



Section	Overall	1200m	1000m	800m	600m	400m	200m						
Section Times	1:23.67 [8] (0:11.39)	1:12.28 [6] (0:11.47)	1:00.81 [8] (0:11.36)	0:49.45 [6] (0:12.13)	0:37.32 [8] (0:12.35)	0:24.97 [5] (0:12.32)	0:12.65 [6] (0:12.65)						
Average Speed [km/h]	47.5	63.1	63.7	59.7	58.5	58.8	56.9						
Top Speed [km/h]	62.7	65.0	65.2	61.8	59.7	59.9	58.8						
Avg. Dist. to Rail [m]	9.0	3.4	2.2	1.8	1.7	1.4	3.7						
Avg. Stride Freq. [Hz]	2.3	2.3	2.3	2.2	2.3	2.2	2.2						
Avg. Stride Length [m]	5.8	7.6	7.8	7.5	7.1	7.4	7.2						





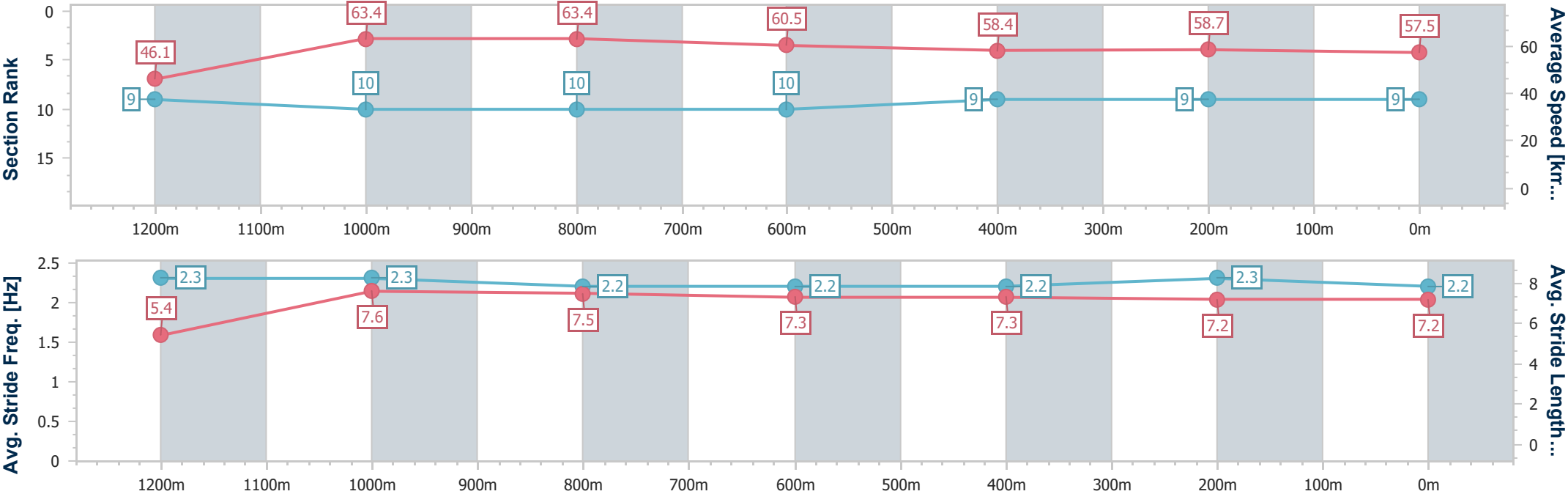
Horse/Jockey Name	Jamcart
Final Rank	9
Fastest Section Time (Section)	0:11.42 (1200m)
Top Speed [km/h] (Section)	64.2 (1200m)
Race State	Finished



IpswichProfessional  
Race 5: TAB Maiden Handicap - 1350m  
09 July 2025 - 15:28  
Track Rating: Soft 7, Weather: Fine, Rail Position: +6m Entire



Section	Overall	1200m	1000m	800m	600m	400m	200m						
Section Times	1:23.91 [9] (0:11.68)	1:12.23 [9] (0:11.42)	1:00.81 [10] (0:11.44)	0:49.37 [10] (0:12.04)	0:37.33 [10] (0:12.37)	0:24.96 [9] (0:12.44)	0:12.52 [9] (0:12.52)						
Average Speed [km/h]	46.1	63.4	63.4	60.5	58.4	58.7	57.5						
Top Speed [km/h]	63.5	64.2	63.9	61.8	59.6	59.1	58.8						
Avg. Dist. to Rail [m]	5.8	3.3	2.8	2.3	1.9	4.5	6.7						
Avg. Stride Freq. [Hz]	2.3	2.3	2.2	2.2	2.2	2.3	2.2						
Avg. Stride Length [m]	5.4	7.6	7.5	7.3	7.3	7.2	7.2						





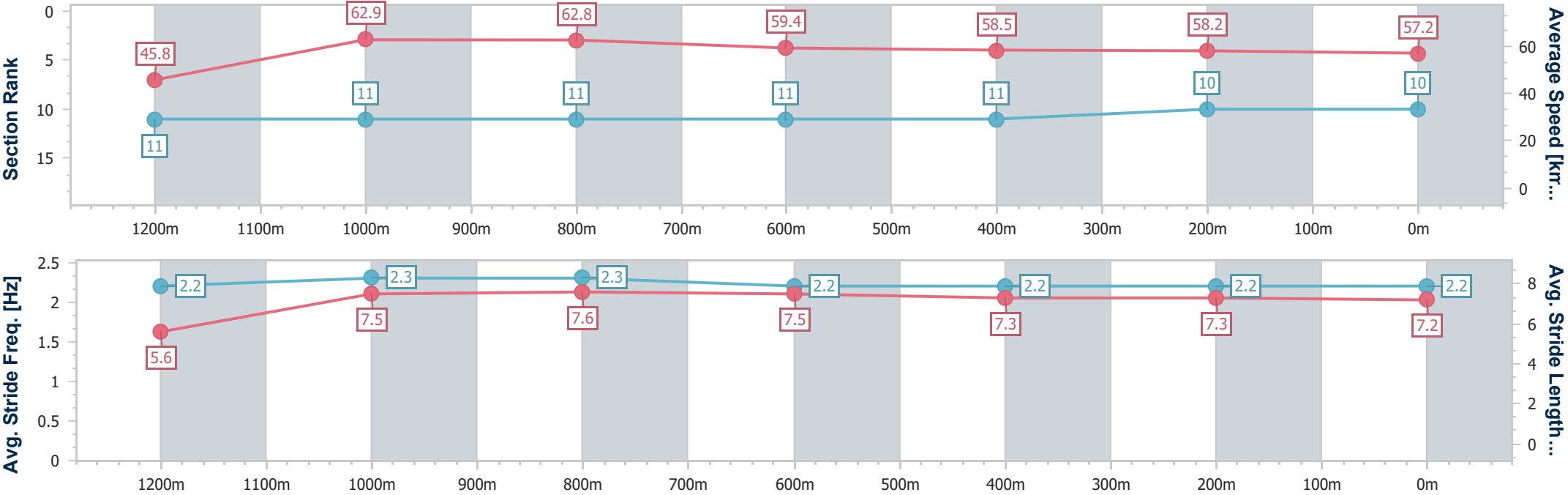
Horse/Jockey Name	Law Marshal
Final Rank	10
Fastest Section Time (Section)	0:11.42 (1200m)
Top Speed [km/h] (Section)	63.7 (1000m)
Race State	Finished



IpswichProfessional  
Race 5: TAB Maiden Handicap - 1350m  
09 July 2025 - 15:28  
Track Rating: Soft 7, Weather: Fine, Rail Position: +6m Entire



Section	Overall	1200m	1000m	800m	600m	400m	200m						
Section Times	1:24.16 [10] (0:11.82)	1:12.34 [11] (0:11.42)	1:00.92 [11] (0:11.46)	0:49.46 [11] (0:12.10)	0:37.36 [11] (0:12.30)	0:25.06 [11] (0:12.49)	0:12.57 [10] (0:12.57)						
Average Speed [km/h]	45.8	62.9	62.8	59.4	58.5	58.2	57.2						
Top Speed [km/h]	62.1	63.7	63.7	61.8	59.3	58.8	58.3						
Avg. Dist. to Rail [m]	1.5	0.5	0.3	0.3	0.3	2.4	3.3						
Avg. Stride Freq. [Hz]	2.2	2.3	2.3	2.2	2.2	2.2	2.2						
Avg. Stride Length [m]	5.6	7.5	7.6	7.5	7.3	7.3	7.2						







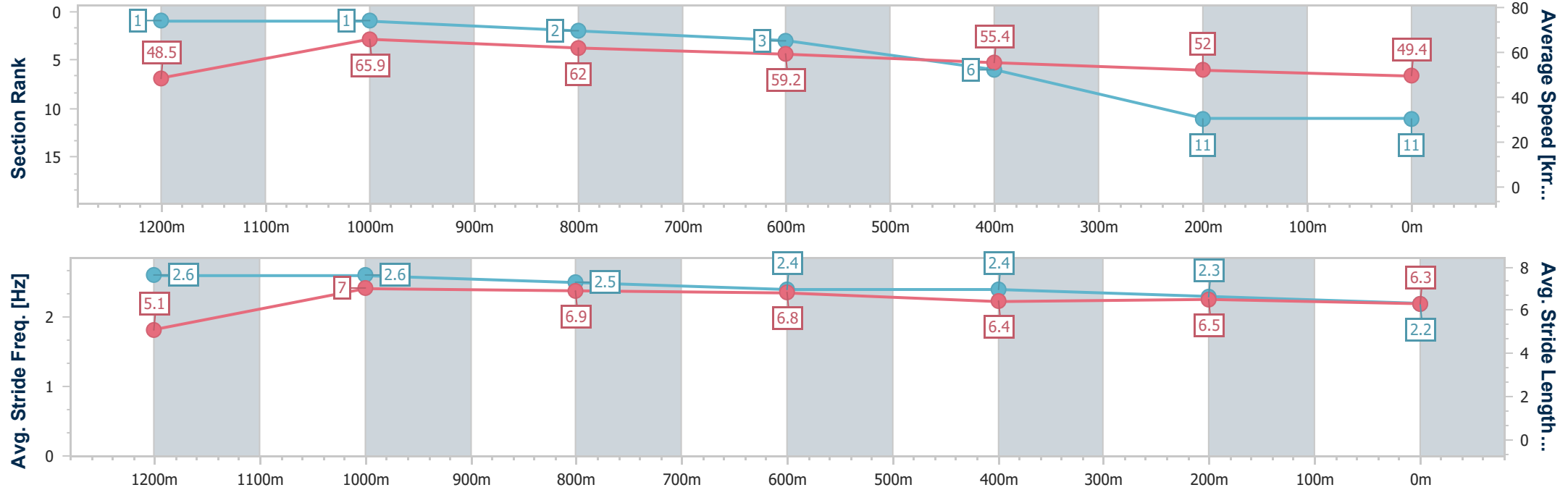
Horse/Jockey Name	Duck Out
Final Rank	11
Fastest Section Time (Section)	0:10.95 (1200m)
Top Speed [km/h] (Section)	66.7 (1200m)
Race State	Finished



IpswichProfessional  
Race 5: TAB Maiden Handicap - 1350m  
09 July 2025 - 15:28  
Track Rating: Soft 7, Weather: Fine, Rail Position: +6m Entire



Section	Overall	1200m	1000m	800m	600m	400m	200m						
Section Times	1:27.06 [11] (0:11.14)	1:15.92 [1] (0:10.95)	1:04.97 [1] (0:11.57)	0:53.40 [2] (0:12.12)	0:41.28 [3] (0:12.94)	0:28.34 [6] (0:13.79)	0:14.55 [11] (0:14.55)						
Average Speed [km/h]	48.5	65.9	62.0	59.2	55.4	52.0	49.4						
Top Speed [km/h]	66.2	66.7	63.8	60.4	57.8	53.8	50.9						
Avg. Dist. to Rail [m]	5.9	1.4	0.3	0.8	1.1	1.0	0.7						
Avg. Stride Freq. [Hz]	2.6	2.6	2.5	2.4	2.4	2.3	2.2						
Avg. Stride Length [m]	5.1	7.0	6.9	6.8	6.4	6.5	6.3						





# IpswichProfessional

## Race 6: THE IPSWICH TRIBUNE Class 3 Plate - 1690m

09 July 2025 - 16:04



Track Rating: Soft 7, Weather: Fine, Rail Position: +6m Entire

Section						Overall	1400m	1200m	1000m	800m	600m	400m	Last 600m	
Field Times						1:44.16 (0:19.60)	1:24.56 (0:11.80)	1:12.76 (0:12.23)	1:00.53 (0:12.27)	0:48.26 (0:12.28)	0:35.98 (0:11.82)	0:24.16 (0:11.71)	0:35.98	
Rank	TAB	Horse/Jockey	Barrier	Top Speed [km/h]	Fastest Section									Distance Travelled [m]
1	4	EL PENSADOR	2	64.0	0:11.70	1:44.16 [1]	1:24.43 [2]	1:12.73 [2]	1:00.50 [2]	0:48.26 [1]	0:35.98 [1]	0:24.16 [1]	0:35.98	
		Cejay Graham		Overall	1400m	(0:19.73)	(0:11.70)	(0:12.23)	(0:12.24)	(0:12.28)	(0:11.82)	(0:11.71)		
2	1	CAPTAIN FENKEL	5	62.9	0:11.90	1:44.34 [2]	1:24.51 [4]	1:12.56 [4]	1:00.34 [4]	0:48.11 [4]	0:35.85 [4]	0:23.86 [3]	0:35.85	+1
		Cobi Vitler		Overall	200m	(0:19.83)	(0:11.95)	(0:12.22)	(0:12.23)	(0:12.26)	(0:11.99)	(0:11.96)		
3	8	WARRANT	9	64.1	0:11.80	1:44.76 [3]	1:25.16 [1]	1:13.36 [1]	1:01.13 [1]	0:48.80 [2]	0:36.50 [2]	0:24.45 [2]	0:36.50	-4
		Luke Dempsey		Overall	1400m	(0:19.60)	(0:11.80)	(0:12.23)	(0:12.33)	(0:12.30)	(0:12.05)	(0:12.02)		
4	6	LARUSSO	8	62.3	0:11.89	1:44.81 [4]	1:24.75 [7]	1:12.52 [7]	1:00.39 [7]	0:48.09 [8]	0:35.92 [9]	0:23.86 [9]	0:35.92	-4
		Taylor Marshall		Overall	400m	(0:20.06)	(0:12.23)	(0:12.13)	(0:12.30)	(0:12.17)	(0:12.06)	(0:11.89)		
5	7	VICTORY COMMAND	3	63.2	0:11.93	1:44.81 [5]	1:24.79 [6]	1:12.86 [5]	1:00.73 [5]	0:48.45 [5]	0:36.19 [5]	0:24.13 [6]	0:36.19	-2
		Tahlia Fenlon		Overall	1400m	(0:20.02)	(0:11.93)	(0:12.13)	(0:12.28)	(0:12.26)	(0:12.06)	(0:12.04)		
6	12	PELE PRINCESS	4	62.8	0:11.79	1:44.85 [6]	1:24.52 [8]	1:12.31 [8]	1:00.18 [9]	0:47.94 [9]	0:36.07 [7]	0:24.28 [4]	0:36.07	+2
		Stacey Callow		Overall	600m	(0:20.33)	(0:12.21)	(0:12.13)	(0:12.24)	(0:11.87)	(0:11.79)	(0:11.97)		
7	2	TAMBOURINE MAN	6	63.0	0:11.97	1:44.92 [7]	1:24.92 [5]	1:12.95 [6]	1:00.74 [6]	0:48.50 [6]	0:36.21 [6]	0:24.21 [7]	0:36.21	+2
		Karl Zechner		Overall	1400m	(0:20.00)	(0:11.97)	(0:12.21)	(0:12.24)	(0:12.29)	(0:12.00)	(0:12.02)		
8	5	HEMAN	7	63.7	0:11.88	1:46.06 [8]	1:25.56 [9]	1:13.50 [9]	1:01.56 [8]	0:49.39 [7]	0:37.18 [8]	0:25.30 [8]	0:37.18	+5
		Damien Thornton		Overall	600m	(0:20.50)	(0:12.06)	(0:11.94)	(0:12.17)	(0:12.21)	(0:11.88)	(0:12.12)		
9	10	TALAKAI	1	62.7	0:11.89	1:46.16 [9]	1:26.37 [3]	1:14.48 [3]	1:02.29 [3]	0:50.03 [3]	0:37.73 [3]	0:25.54 [5]	0:37.73	-4
		Kyle Wilson-Taylor		Overall	1400m	(0:19.79)	(0:11.89)	(0:12.19)	(0:12.26)	(0:12.30)	(0:12.19)	(0:12.43)		

Scratched: Chayse 'N' Adam (#9), Ultimate Outcome (#3), True Fairy (#11)



# IpswichProfessional

## Race 6: THE IPSWICH TRIBUNE Class 3 Plate - 1690m

09 July 2025 - 16:04



Track Rating: Soft 7, Weather: Fine, Rail Position: +6m Entire

Section Field Times				200m 0:12.45 (0:12.45)		Last 600m 0:35.98			
Rank	TAB	Horse/Jockey	Barrier	Top Speed [km/h]	Fastest Section	Margin			Distance Travelled [m]
1	4	EL PENSADOR	2	64.0	0:11.70	0:12.45 [1]	1:44.16	0:35.98	
		Cejay Graham		Overall	1400m	(0:12.45)			
2	1	CAPTAIN FENKEL	5	62.9	0:11.90	0:11.90 [3]	1.01L	0:35.85	+1
		Cobi Vitler		Overall	200m	(0:11.90)			
3	8	WARRANT	9	64.1	0:11.80	0:12.43 [2]	3.48L	0:36.50	-4
		Luke Dempsey		Overall	1400m	(0:12.43)			
4	6	LARUSSO	8	62.3	0:11.89	0:11.97 [7]	3.8L	0:35.92	-4
		Taylor Marshall		Overall	400m	(0:11.97)			
5	7	VICTORY COMMAND	3	63.2	0:11.93	0:12.09 [5]	3.82L	0:36.19	-2
		Tahlia Fenlon		Overall	1400m	(0:12.09)			
6	12	PELE PRINCESS	4	62.8	0:11.79	0:12.31 [4]	4.03L	0:36.07	+2
		Stacey Callow		Overall	600m	(0:12.31)			
7	2	TAMBOURINE MAN	6	63.0	0:11.97	0:12.19 [6]	4.42L	0:36.21	+2
		Karl Zechner		Overall	1400m	(0:12.19)			
8	5	HEMAN	7	63.7	0:11.88	0:13.18 [8]	11.16L	0:37.18	+5
		Damien Thornton		Overall	600m	(0:13.18)			
9	10	TALAKAI	1	62.7	0:11.89	0:13.11 [9]	11.75L	0:37.73	-4
		Kyle Wilson-Taylor		Overall	1400m	(0:13.11)			

Scratched: Chayse 'N' Adam (#9), Ultimate Outcome (#3), True Fairy (#11)



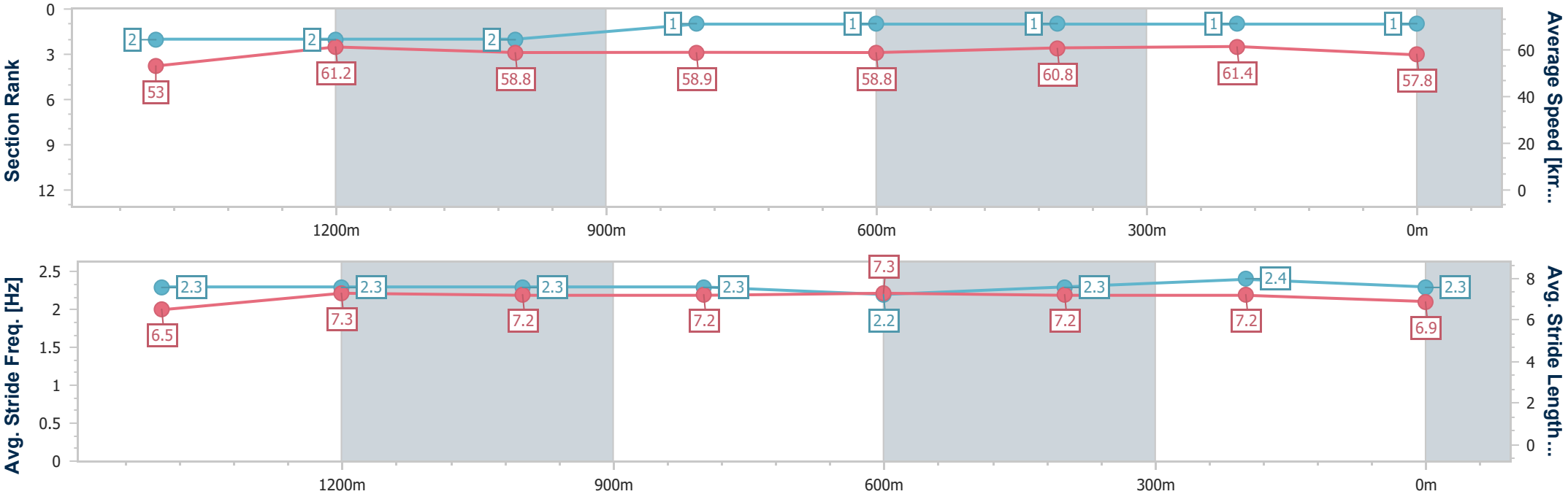
Horse/Jockey Name	El Pensador
Final Rank	1
Fastest Section Time (Section)	0:11.70 (1400m)
Top Speed [km/h] (Section)	64.0 (Overall)
Race State	Finished



IpswichProfessional  
Race 6: THE IPSWICH TRIBUNE Class 3 Plate - 1690m  
09 July 2025 - 16:04  
Track Rating: Soft 7, Weather: Fine, Rail Position: +6m Entire



Section	Overall	1400m	1200m	1000m	800m	600m	400m	200m					
Section Times	1:44.16 [1] (0:19.73)	1:24.43 [2] (0:11.70)	1:12.73 [2] (0:12.23)	1:00.50 [2] (0:12.24)	0:48.26 [1] (0:12.28)	0:35.98 [1] (0:11.82)	0:24.16 [1] (0:11.71)	0:12.45 [1] (0:12.45)					
Average Speed [km/h]	53.0	61.2	58.8	58.9	58.8	60.8	61.4	57.8					
Top Speed [km/h]	64.0	62.6	60.1	59.6	59.6	62.6	62.9	60.3					
Avg. Dist. to Rail [m]	2.1	1.3	0.6	0.8	0.5	0.3	0.8	1.4					
Avg. Stride Freq. [Hz]	2.3	2.3	2.3	2.3	2.2	2.3	2.4	2.3					
Avg. Stride Length [m]	6.5	7.3	7.2	7.2	7.3	7.2	7.2	6.9					





Horse/Jockey Name	Captain Fenkel
Final Rank	2
Fastest Section Time (Section)	0:11.90 (200m)
Top Speed [km/h] (Section)	62.9 (Overall)
Race State	Finished



IpswichProfessional

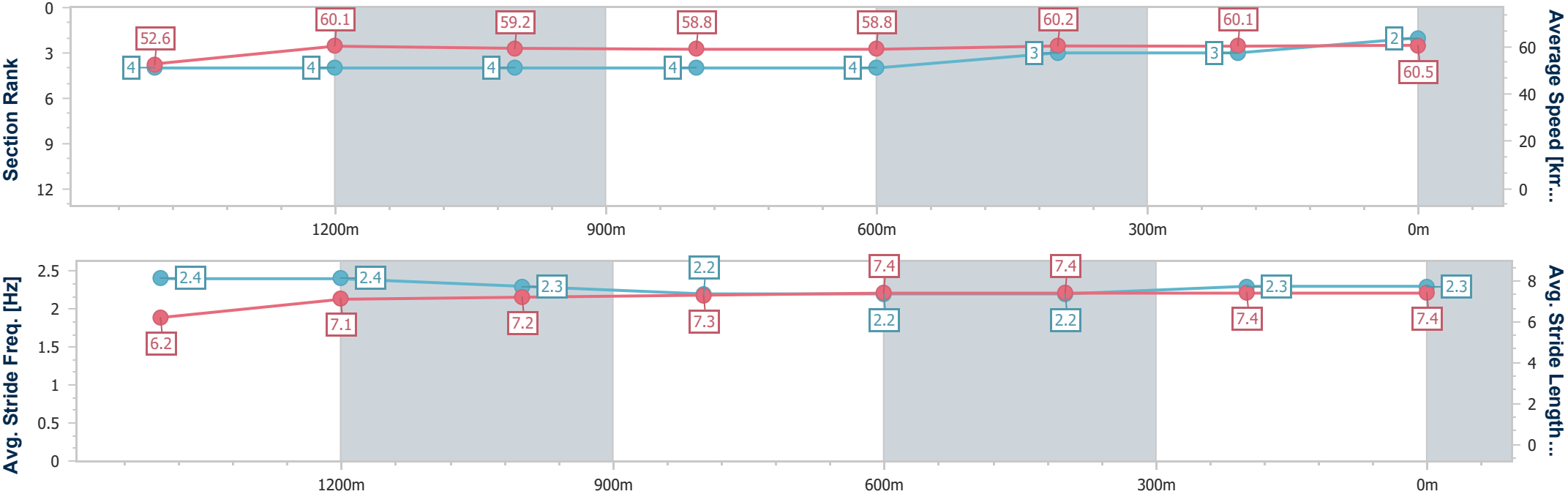
Race 6: THE IPSWICH TRIBUNE Class 3 Plate - 1690m

09 July 2025 - 16:04

Track Rating: Soft 7, Weather: Fine, Rail Position: +6m Entire



Section	Overall	1400m	1200m	1000m	800m	600m	400m	200m					
Section Times	1:44.34 [2] (0:19.83)	1:24.51 [4] (0:11.95)	1:12.56 [4] (0:12.22)	1:00.34 [4] (0:12.23)	0:48.11 [4] (0:12.26)	0:35.85 [4] (0:11.99)	0:23.86 [3] (0:11.96)	0:11.90 [3] (0:11.90)					
Average Speed [km/h]	52.6	60.1	59.2	58.8	58.8	60.2	60.1	60.5					
Top Speed [km/h]	62.9	61.6	60.1	59.7	59.3	60.7	62.0	62.0					
Avg. Dist. to Rail [m]	3.1	0.8	0.9	0.9	0.4	0.3	0.6	0.5					
Avg. Stride Freq. [Hz]	2.4	2.4	2.3	2.2	2.2	2.2	2.3	2.3					
Avg. Stride Length [m]	6.2	7.1	7.2	7.3	7.4	7.4	7.4	7.4					



- [ ] Ranking at each section and finish
- .-.- No data available at this section
- NA No data available



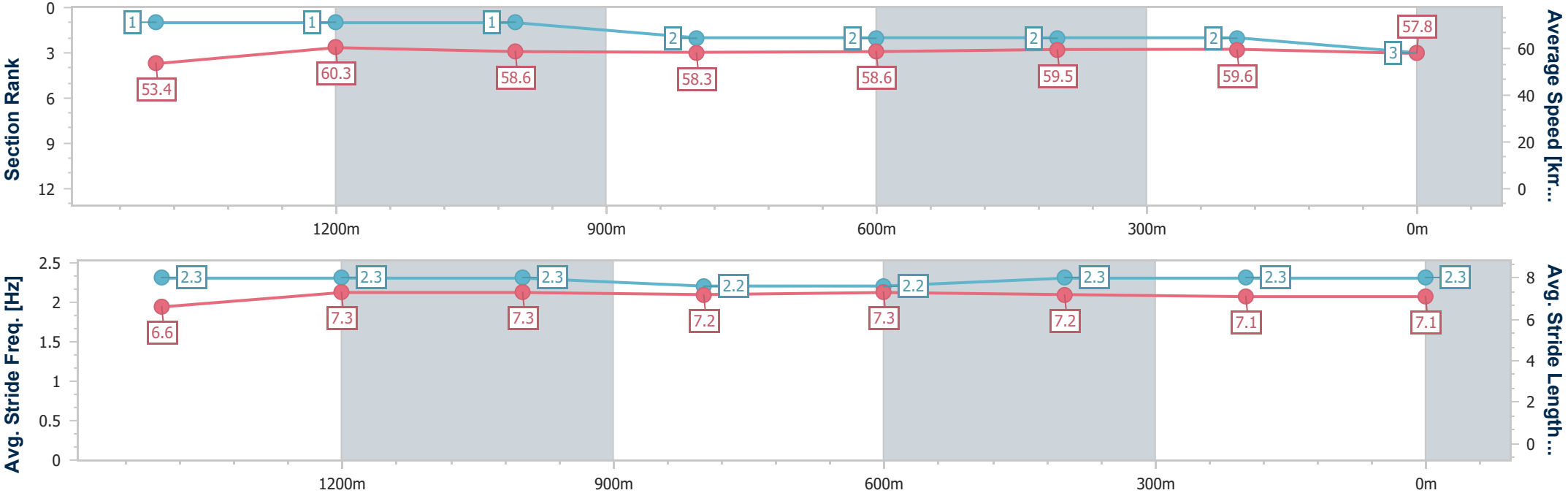
Horse/Jockey Name	Warrant
Final Rank	3
Fastest Section Time (Section)	0:11.80 (1400m)
Top Speed [km/h] (Section)	64.1 (Overall)
Race State	Finished



IpswichProfessional  
Race 6: THE IPSWICH TRIBUNE Class 3 Plate - 1690m  
09 July 2025 - 16:04  
Track Rating: Soft 7, Weather: Fine, Rail Position: +6m Entire



Section	Overall	1400m	1200m	1000m	800m	600m	400m	200m					
Section Times	1:44.76 [3] (0:19.60)	1:25.16 [1] (0:11.80)	1:13.36 [1] (0:12.23)	1:01.13 [1] (0:12.33)	0:48.80 [2] (0:12.30)	0:36.50 [2] (0:12.05)	0:24.45 [2] (0:12.02)	0:12.43 [2] (0:12.43)					
Average Speed [km/h]	53.4	60.3	58.6	58.3	58.6	59.5	59.6	57.8					
Top Speed [km/h]	64.1	62.8	60.1	59.9	59.4	60.4	60.4	60.3					
Avg. Dist. to Rail [m]	4.8	2.0	0.9	0.1	0.6	1.3	0.8	0.3					
Avg. Stride Freq. [Hz]	2.3	2.3	2.3	2.2	2.2	2.3	2.3	2.3					
Avg. Stride Length [m]	6.6	7.3	7.3	7.2	7.3	7.2	7.1	7.1					





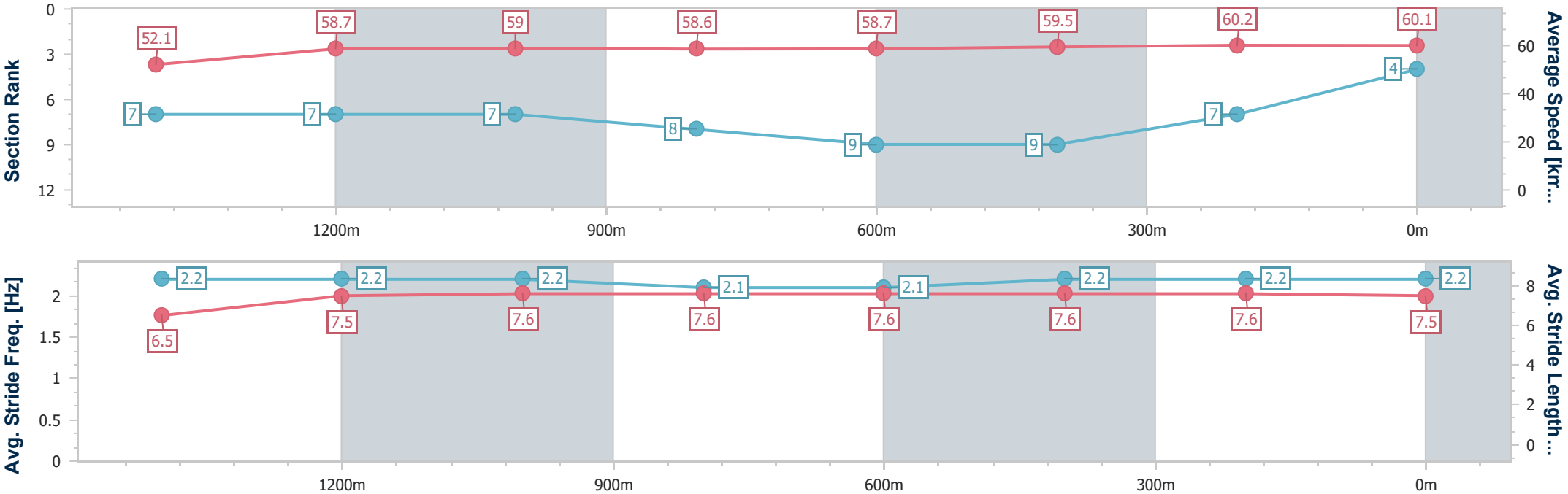
Horse/Jockey Name	Larusso
Final Rank	4
Fastest Section Time (Section)	0:11.89 (400m)
Top Speed [km/h] (Section)	62.3 (Overall)
Race State	Finished



IpswichProfessional  
Race 6: THE IPSWICH TRIBUNE Class 3 Plate - 1690m  
09 July 2025 - 16:04  
Track Rating: Soft 7, Weather: Fine, Rail Position: +6m Entire



Section	Overall	1400m	1200m	1000m	800m	600m	400m	200m					
Section Times	1:44.81 [4] (0:20.06)	1:24.75 [7] (0:12.23)	1:12.52 [7] (0:12.13)	1:00.39 [7] (0:12.30)	0:48.09 [8] (0:12.17)	0:35.92 [9] (0:12.06)	0:23.86 [9] (0:11.89)	0:11.97 [7] (0:11.97)					
Average Speed [km/h]	52.1	58.7	59.0	58.6	58.7	59.5	60.2	60.1					
Top Speed [km/h]	62.3	60.8	60.2	59.7	59.8	60.3	61.9	61.4					
Avg. Dist. to Rail [m]	3.9	1.0	0.9	0.5	1.3	1.7	1.3	0.7					
Avg. Stride Freq. [Hz]	2.2	2.2	2.2	2.1	2.1	2.2	2.2	2.2					
Avg. Stride Length [m]	6.5	7.5	7.6	7.6	7.6	7.6	7.6	7.5					





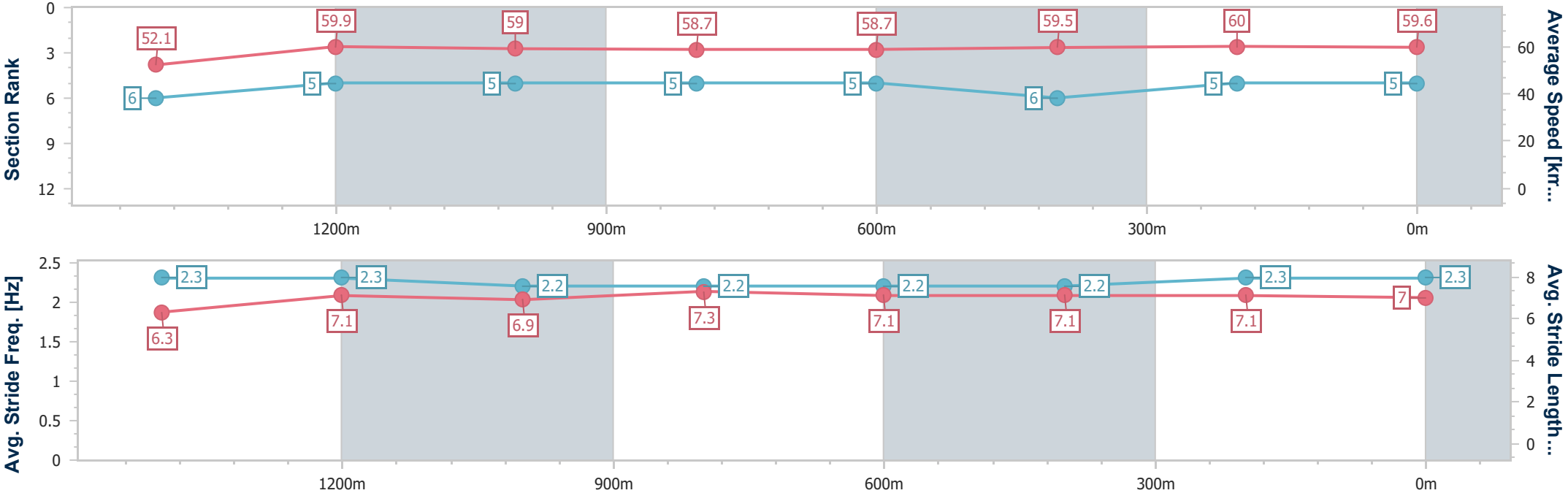
Horse/Jockey Name	Victory Command
Final Rank	5
Fastest Section Time (Section)	0:11.93 (1400m)
Top Speed [km/h] (Section)	63.2 (Overall)
Race State	Finished



IpswichProfessional  
Race 6: THE IPSWICH TRIBUNE Class 3 Plate - 1690m  
09 July 2025 - 16:04  
Track Rating: Soft 7, Weather: Fine, Rail Position: +6m Entire



Section	Overall	1400m	1200m	1000m	800m	600m	400m	200m					
Section Times	1:44.81 [5] (0:20.02)	1:24.79 [6] (0:11.93)	1:12.86 [5] (0:12.13)	1:00.73 [5] (0:12.28)	0:48.45 [5] (0:12.26)	0:36.19 [5] (0:12.06)	0:24.13 [6] (0:12.04)	0:12.09 [5] (0:12.09)					
Average Speed [km/h]	52.1	59.9	59.0	58.7	58.7	59.5	60.0	59.6					
Top Speed [km/h]	63.2	61.3	60.2	59.6	59.5	60.4	61.1	61.0					
Avg. Dist. to Rail [m]	2.8	2.2	0.7	0.2	0.6	0.4	1.0	4.2					
Avg. Stride Freq. [Hz]	2.3	2.3	2.2	2.2	2.2	2.2	2.3	2.3					
Avg. Stride Length [m]	6.3	7.1	6.9	7.3	7.1	7.1	7.1	7.0					







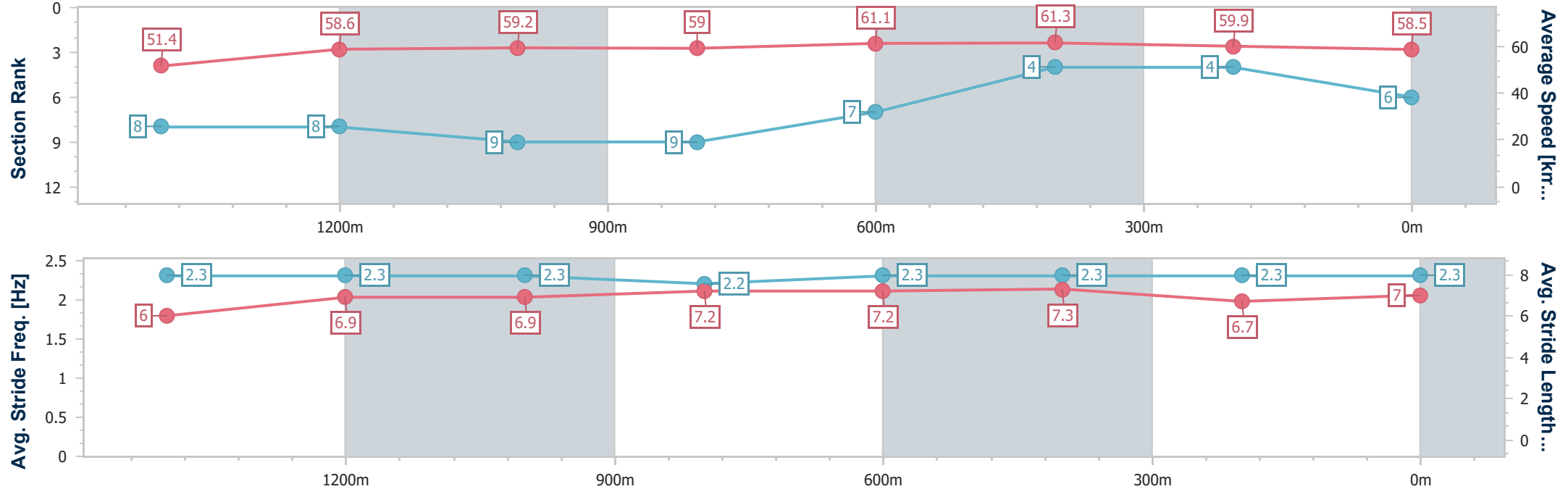
Horse/Jockey Name	Pele Princess
Final Rank	6
Fastest Section Time (Section)	0:11.79 (600m)
Top Speed [km/h] (Section)	62.8 (Overall)
Race State	Finished



IpswichProfessional  
Race 6: THE IPSWICH TRIBUNE Class 3 Plate - 1690m  
09 July 2025 - 16:04  
Track Rating: Soft 7, Weather: Fine, Rail Position: +6m Entire



Section	Overall	1400m	1200m	1000m	800m	600m	400m	200m					
Section Times	1:44.85 [6] (0:20.33)	1:24.52 [8] (0:12.21)	1:12.31 [8] (0:12.13)	1:00.18 [9] (0:12.24)	0:47.94 [9] (0:11.87)	0:36.07 [7] (0:11.79)	0:24.28 [4] (0:11.97)	0:12.31 [4] (0:12.31)					
Average Speed [km/h]	51.4	58.6	59.2	59.0	61.1	61.3	59.9	58.5					
Top Speed [km/h]	62.8	61.3	59.9	61.2	62.3	62.3	60.5	60.3					
Avg. Dist. to Rail [m]	2.7	1.3	0.9	0.9	1.6	1.1	0.5	2.0					
Avg. Stride Freq. [Hz]	2.3	2.3	2.3	2.2	2.3	2.3	2.3	2.3					
Avg. Stride Length [m]	6.0	6.9	6.9	7.2	7.2	7.3	6.7	7.0					





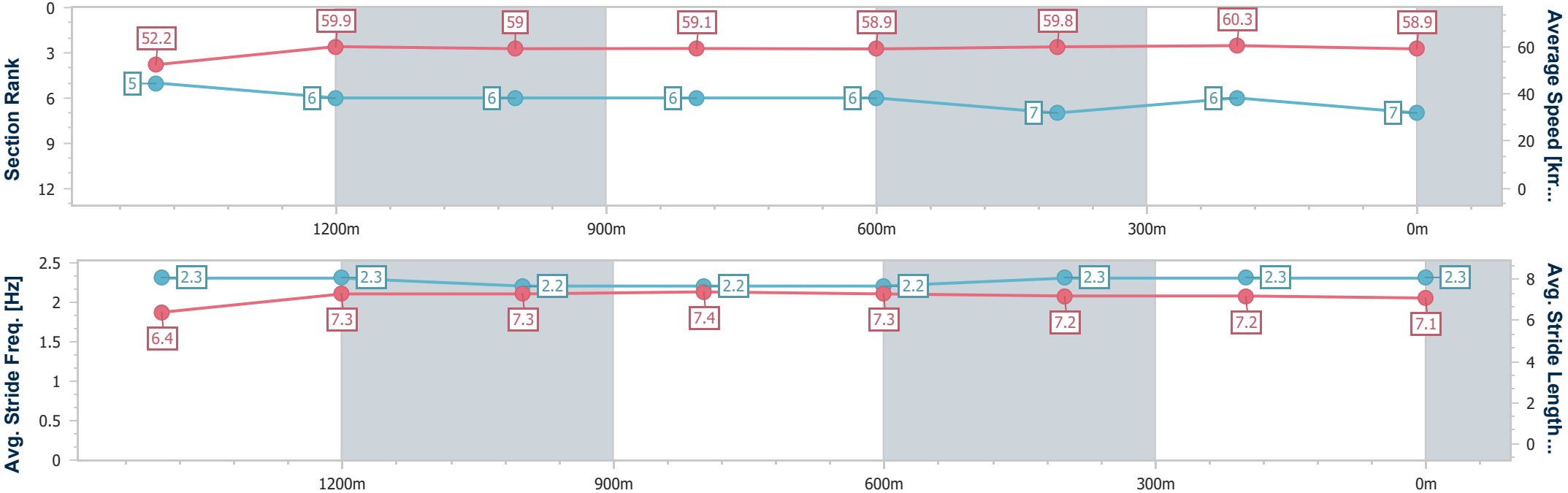
Horse/Jockey Name	Tambourine Man
Final Rank	7
Fastest Section Time (Section)	0:11.97 (1400m)
Top Speed [km/h] (Section)	63.0 (Overall)
Race State	Finished



IpswichProfessional  
Race 6: THE IPSWICH TRIBUNE Class 3 Plate - 1690m  
09 July 2025 - 16:04  
Track Rating: Soft 7, Weather: Fine, Rail Position: +6m Entire



Section	Overall	1400m	1200m	1000m	800m	600m	400m	200m					
Section Times	1:44.92 [7] (0:20.00)	1:24.92 [5] (0:11.97)	1:12.95 [6] (0:12.21)	1:00.74 [6] (0:12.24)	0:48.50 [6] (0:12.29)	0:36.21 [6] (0:12.00)	0:24.21 [7] (0:12.02)	0:12.19 [6] (0:12.19)					
Average Speed [km/h]	52.2	59.9	59.0	59.1	58.9	59.8	60.3	58.9					
Top Speed [km/h]	63.0	60.8	60.4	60.0	60.1	61.8	60.5	60.3					
Avg. Dist. to Rail [m]	3.6	1.5	0.9	1.4	1.1	0.6	1.8	4.9					
Avg. Stride Freq. [Hz]	2.3	2.3	2.2	2.2	2.2	2.3	2.3	2.3					
Avg. Stride Length [m]	6.4	7.3	7.3	7.4	7.3	7.2	7.2	7.1					





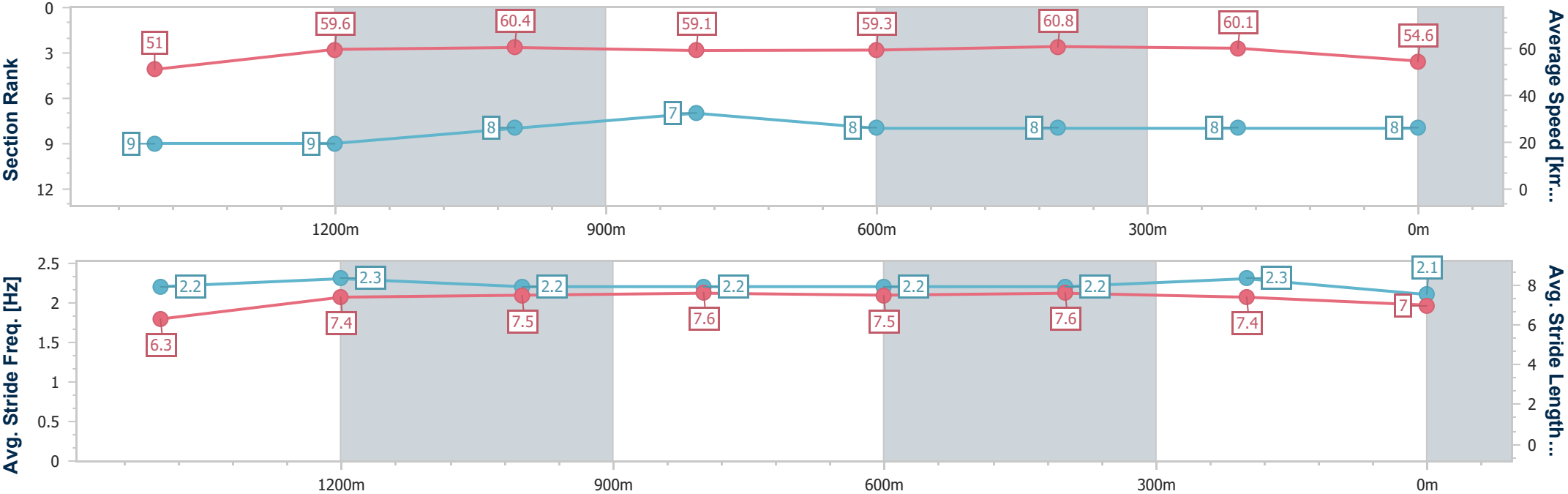
Horse/Jockey Name	Heman
Final Rank	8
Fastest Section Time (Section)	0:11.88 (600m)
Top Speed [km/h] (Section)	63.7 (Overall)
Race State	Finished



IpswichProfessional  
Race 6: THE IPSWICH TRIBUNE Class 3 Plate - 1690m  
09 July 2025 - 16:04  
Track Rating: Soft 7, Weather: Fine, Rail Position: +6m Entire



Section	Overall	1400m	1200m	1000m	800m	600m	400m	200m					
Section Times	1:46.06 [8] (0:20.50)	1:25.56 [9] (0:12.06)	1:13.50 [9] (0:11.94)	1:01.56 [8] (0:12.17)	0:49.39 [7] (0:12.21)	0:37.18 [8] (0:11.88)	0:25.30 [8] (0:12.12)	0:13.18 [8] (0:13.18)					
Average Speed [km/h]	51.0	59.6	60.4	59.1	59.3	60.8	60.1	54.6					
Top Speed [km/h]	63.7	63.0	61.7	60.2	61.4	62.1	61.3	58.6					
Avg. Dist. to Rail [m]	4.9	0.5	0.8	0.7	0.6	1.4	3.9	5.3					
Avg. Stride Freq. [Hz]	2.2	2.3	2.2	2.2	2.2	2.2	2.3	2.1					
Avg. Stride Length [m]	6.3	7.4	7.5	7.6	7.5	7.6	7.4	7.0					





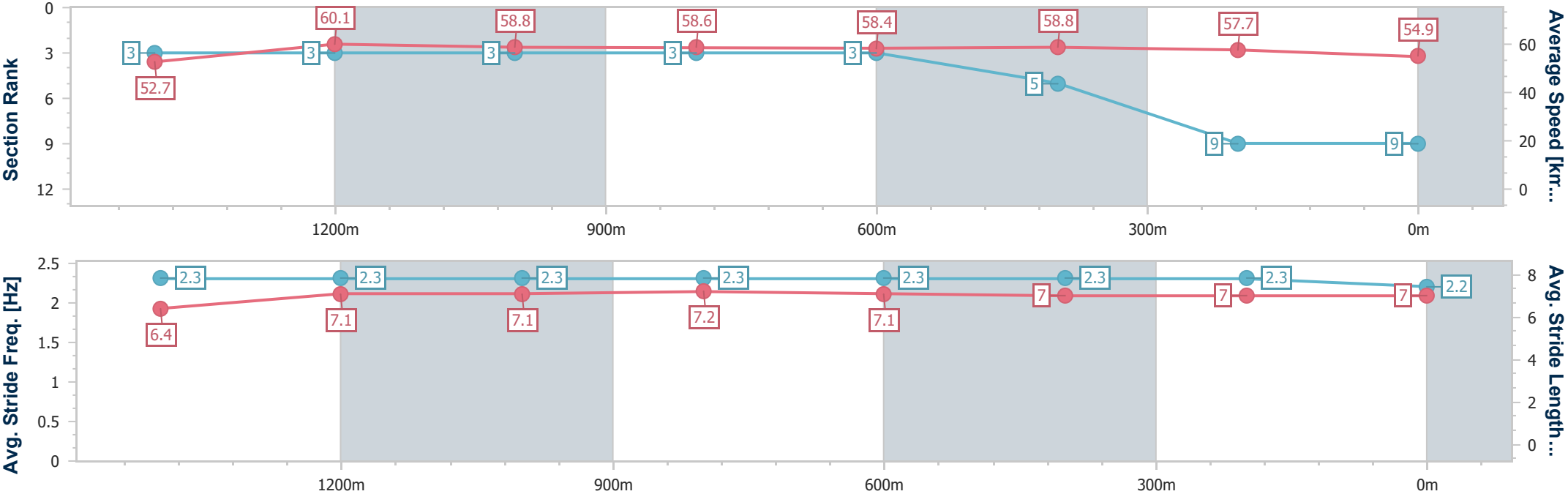
Horse/Jockey Name	Talakai
Final Rank	9
Fastest Section Time (Section)	0:11.89 (1400m)
Top Speed [km/h] (Section)	62.7 (Overall)
Race State	Finished



IpswichProfessional  
Race 6: THE IPSWICH TRIBUNE Class 3 Plate - 1690m  
09 July 2025 - 16:04  
Track Rating: Soft 7, Weather: Fine, Rail Position: +6m Entire



Section	Overall	1400m	1200m	1000m	800m	600m	400m	200m					
Section Times	1:46.16 [9] (0:19.79)	1:26.37 [3] (0:11.89)	1:14.48 [3] (0:12.19)	1:02.29 [3] (0:12.26)	0:50.03 [3] (0:12.30)	0:37.73 [3] (0:12.19)	0:25.54 [5] (0:12.43)	0:13.11 [9] (0:13.11)					
Average Speed [km/h]	52.7	60.1	58.8	58.6	58.4	58.8	57.7	54.9					
Top Speed [km/h]	62.7	61.4	60.0	59.3	58.8	59.6	58.1	57.9					
Avg. Dist. to Rail [m]	2.0	1.9	0.5	0.3	0.8	1.0	1.0	0.4					
Avg. Stride Freq. [Hz]	2.3	2.3	2.3	2.3	2.3	2.3	2.3	2.2					
Avg. Stride Length [m]	6.4	7.1	7.1	7.2	7.1	7.0	7.0	7.0					





# IpswichProfessional

## Race 7: GIBSON ARCHITECTS BENCHMARK 78 Handicap - 1100m

09 July 2025 - 16:38



Track Rating: Soft 7, Weather: Fine, Rail Position: +6m Entire

Section						Overall	1000m	800m	600m	400m	200m	Last 600m		
Field Times						1:05.10 (0:08.35)	0:56.75 (0:10.66)	0:46.09 (0:11.29)	0:34.80 (0:11.49)	0:23.31 (0:11.54)	0:11.77 (0:11.77)	0:34.80		
Rank	TAB	Horse/Jockey	Barrier	Top Speed [km/h]	Fastest Section							Margin	Distance Travelled [m]	
1	1	TALTARNI FIELDS	6	68.2	0:08.43	1:05.10 [1]	0:56.67 [2]	0:45.97 [2]	0:34.79 [2]	0:23.29 [2]	0:11.77 [1]	1:05.10	0:34.79	
		Corey Sutherland		1000m	Overall	(0:08.43)	(0:10.70)	(0:11.18)	(0:11.50)	(0:11.52)	(0:11.77)			
2	5	SIMBU	2	66.7	0:08.48	1:05.21 [2]	0:56.73 [3]	0:45.58 [5]	0:34.53 [5]	0:22.99 [5]	0:11.72 [2]	0.67L	0:34.53	+3
		Emily Lang		800m	Overall	(0:08.48)	(0:11.15)	(0:11.05)	(0:11.54)	(0:11.27)	(0:11.72)			
3	9	REMLAPS ANGEL	3	67.4	0:08.66	1:05.31 [3]	0:56.65 [5]	0:45.82 [4]	0:34.64 [4]	0:23.17 [4]	0:11.74 [5]	1.24L	0:34.64	+1
		Robbie Dolan		1000m	Overall	(0:08.66)	(0:10.83)	(0:11.18)	(0:11.47)	(0:11.43)	(0:11.74)			
4	6	THE LUCKY ALIEN	5	68.1	0:08.50	1:05.49 [4]	0:56.99 [4]	0:46.22 [3]	0:34.94 [3]	0:23.40 [3]	0:11.99 [3]	2.27L	0:34.94	+3
		Dan McGillivray		1000m	Overall	(0:08.50)	(0:10.77)	(0:11.28)	(0:11.54)	(0:11.41)	(0:11.99)			
5	10	THELWELL	4	66.4	0:08.67	1:05.71 [5]	0:57.04 [6]	0:45.95 [6]	0:34.91 [6]	0:23.37 [6]	0:11.98 [6]	3.59L	0:34.91	+2
		Justin Stanley		800m	Overall	(0:08.67)	(0:11.09)	(0:11.04)	(0:11.54)	(0:11.39)	(0:11.98)			
6	3	REJOICED	7	68.8	0:08.35	1:05.92 [6]	0:57.57 [1]	0:46.91 [1]	0:35.62 [1]	0:24.13 [1]	0:12.38 [4]	4.8L	0:35.62	+3
		Les Tilley		1000m	Overall	(0:08.35)	(0:10.66)	(0:11.29)	(0:11.49)	(0:11.75)	(0:12.38)			
7	7	BRENTWOOD	1	65.4	0:08.80	1:07.58 [7]	0:58.78 [7]	0:47.63 [7]	0:36.57 [7]	0:24.94 [7]	0:12.81 [7]	14.56L	0:36.57	+1
		Jade Hampson		800m	Overall	(0:08.80)	(0:11.15)	(0:11.06)	(0:11.63)	(0:12.13)	(0:12.81)			

Scratched: Heartoni (#4), Russian Sub (#8), Emperor (#2)



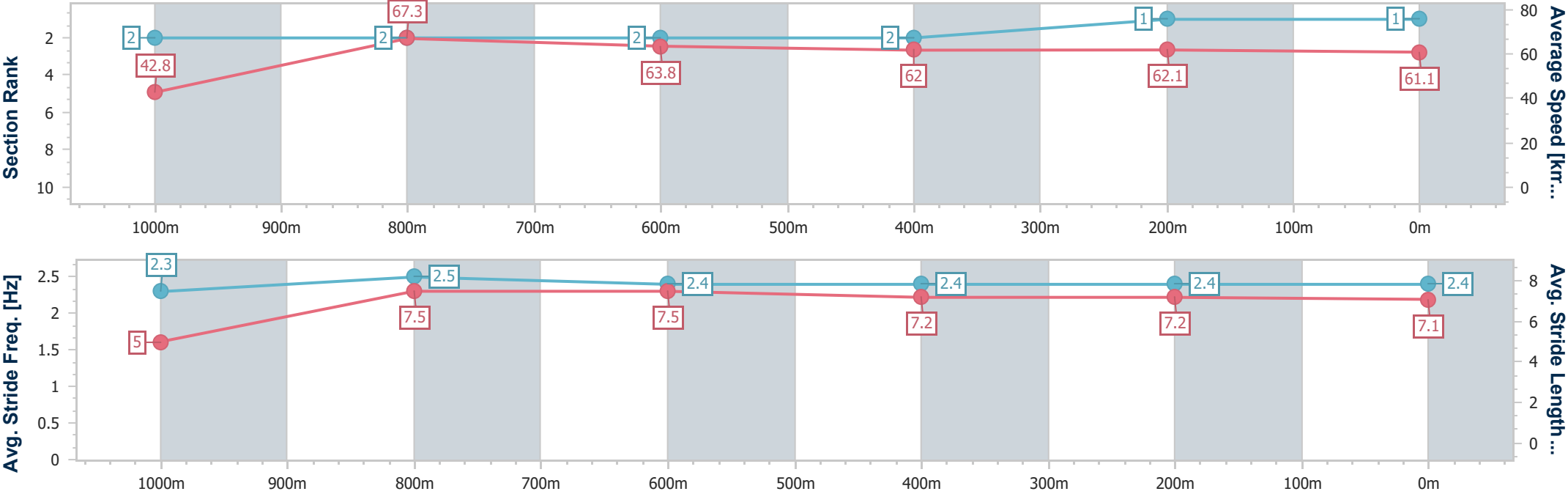
Horse/Jockey Name	Taltarni Fields
Final Rank	1
Fastest Section Time (Section)	0:08.43 (Overall)
Top Speed [km/h] (Section)	68.2 (1000m)
Race State	Finished



IpswichProfessional  
Race 7: GIBSON ARCHITECTS BENCHMARK 78 Handicap -  
1100m  
09 July 2025 - 16:38  
Track Rating: Soft 7, Weather: Fine, Rail Position: +6m Entire



Section	Overall	1000m	800m	600m	400m	200m							
Section Times	1:05.10 [1] (0:08.43)	0:56.67 [2] (0:10.70)	0:45.97 [2] (0:11.18)	0:34.79 [2] (0:11.50)	0:23.29 [2] (0:11.52)	0:11.77 [1] (0:11.77)							
Average Speed [km/h]	42.8	67.3	63.8	62.0	62.1	61.1							
Top Speed [km/h]	67.6	68.2	67.0	63.5	63.2	63.3							
Avg. Dist. to Rail [m]	7.6	0.8	1.8	2.4	2.1	1.0							
Avg. Stride Freq. [Hz]	2.3	2.5	2.4	2.4	2.4	2.4							
Avg. Stride Length [m]	5.0	7.5	7.5	7.2	7.2	7.1							





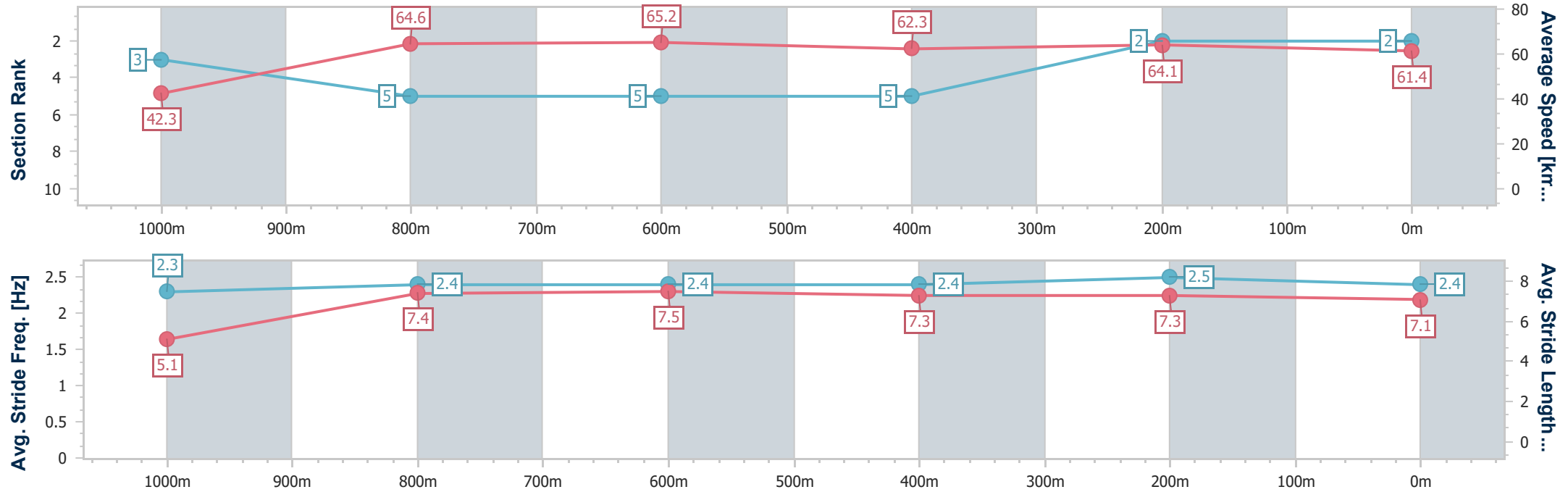
Horse/Jockey Name	Simbu
Final Rank	2
Fastest Section Time (Section)	0:08.48 (Overall)
Top Speed [km/h] (Section)	66.7 (800m)
Race State	Finished



IpswichProfessional  
Race 7: GIBSON ARCHITECTS BENCHMARK 78 Handicap - 1100m  
09 July 2025 - 16:38  
Track Rating: Soft 7, Weather: Fine, Rail Position: +6m Entire



Section	Overall	1000m	800m	600m	400m	200m							
Section Times	1:05.21 [2] (0:08.48)	0:56.73 [3] (0:11.15)	0:45.58 [5] (0:11.05)	0:34.53 [5] (0:11.54)	0:22.99 [5] (0:11.27)	0:11.72 [2] (0:11.72)							
Average Speed [km/h]	42.3	64.6	65.2	62.3	64.1	61.4							
Top Speed [km/h]	64.3	66.7	66.7	63.4	64.3	64.0							
Avg. Dist. to Rail [m]	3.6	0.5	0.3	0.4	1.3	3.6							
Avg. Stride Freq. [Hz]	2.3	2.4	2.4	2.4	2.5	2.4							
Avg. Stride Length [m]	5.1	7.4	7.5	7.3	7.3	7.1							





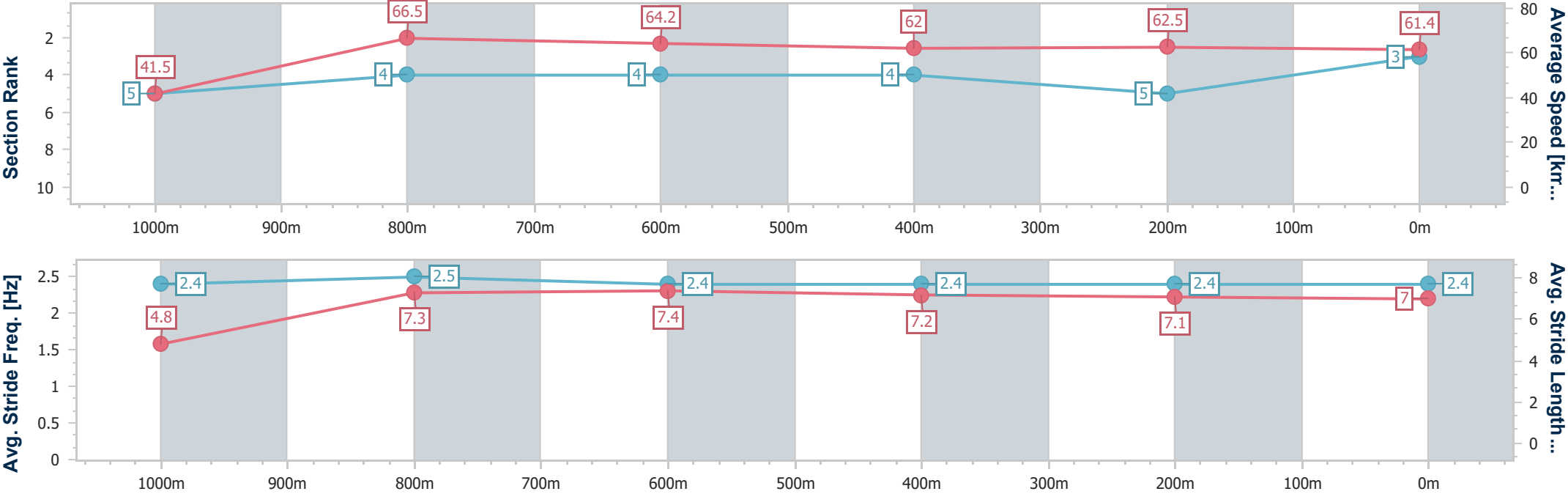
Horse/Jockey Name	Remlaps Angel
Final Rank	3
Fastest Section Time (Section)	0:08.66 (Overall)
Top Speed [km/h] (Section)	67.4 (1000m)
Race State	Finished



IpswichProfessional  
Race 7: GIBSON ARCHITECTS BENCHMARK 78 Handicap - 1100m  
09 July 2025 - 16:38  
Track Rating: Soft 7, Weather: Fine, Rail Position: +6m Entire



Section	Overall	1000m	800m	600m	400m	200m							
Section Times	1:05.31 [3] (0:08.66)	0:56.65 [5] (0:10.83)	0:45.82 [4] (0:11.18)	0:34.64 [4] (0:11.47)	0:23.17 [4] (0:11.43)	0:11.74 [5] (0:11.74)							
Average Speed [km/h]	41.5	66.5	64.2	62.0	62.5	61.4							
Top Speed [km/h]	65.5	67.4	66.1	62.9	63.7	63.6							
Avg. Dist. to Rail [m]	4.6	0.9	1.4	2.6	1.1	1.0							
Avg. Stride Freq. [Hz]	2.4	2.5	2.4	2.4	2.4	2.4							
Avg. Stride Length [m]	4.8	7.3	7.4	7.2	7.1	7.0							







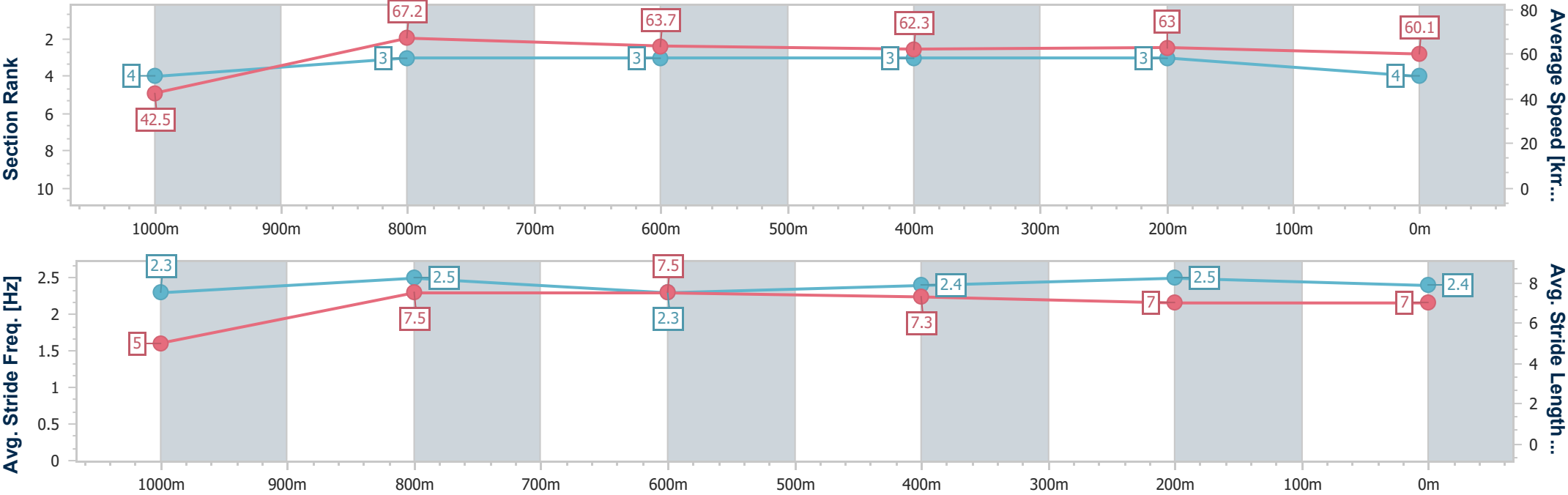
Horse/Jockey Name	The Lucky Alien
Final Rank	4
Fastest Section Time (Section)	0:08.50 (Overall)
Top Speed [km/h] (Section)	68.1 (1000m)
Race State	Finished



IpswichProfessional  
Race 7: GIBSON ARCHITECTS BENCHMARK 78 Handicap - 1100m  
09 July 2025 - 16:38  
Track Rating: Soft 7, Weather: Fine, Rail Position: +6m Entire



Section	Overall	1000m	800m	600m	400m	200m							
Section Times	1:05.49 [4] (0:08.50)	0:56.99 [4] (0:10.77)	0:46.22 [3] (0:11.28)	0:34.94 [3] (0:11.54)	0:23.40 [3] (0:11.41)	0:11.99 [3] (0:11.99)							
Average Speed [km/h]	42.5	67.2	63.7	62.3	63.0	60.1							
Top Speed [km/h]	66.6	68.1	66.3	63.5	64.3	62.8							
Avg. Dist. to Rail [m]	6.4	1.2	0.4	0.5	1.2	1.8							
Avg. Stride Freq. [Hz]	2.3	2.5	2.3	2.4	2.5	2.4							
Avg. Stride Length [m]	5.0	7.5	7.5	7.3	7.0	7.0							





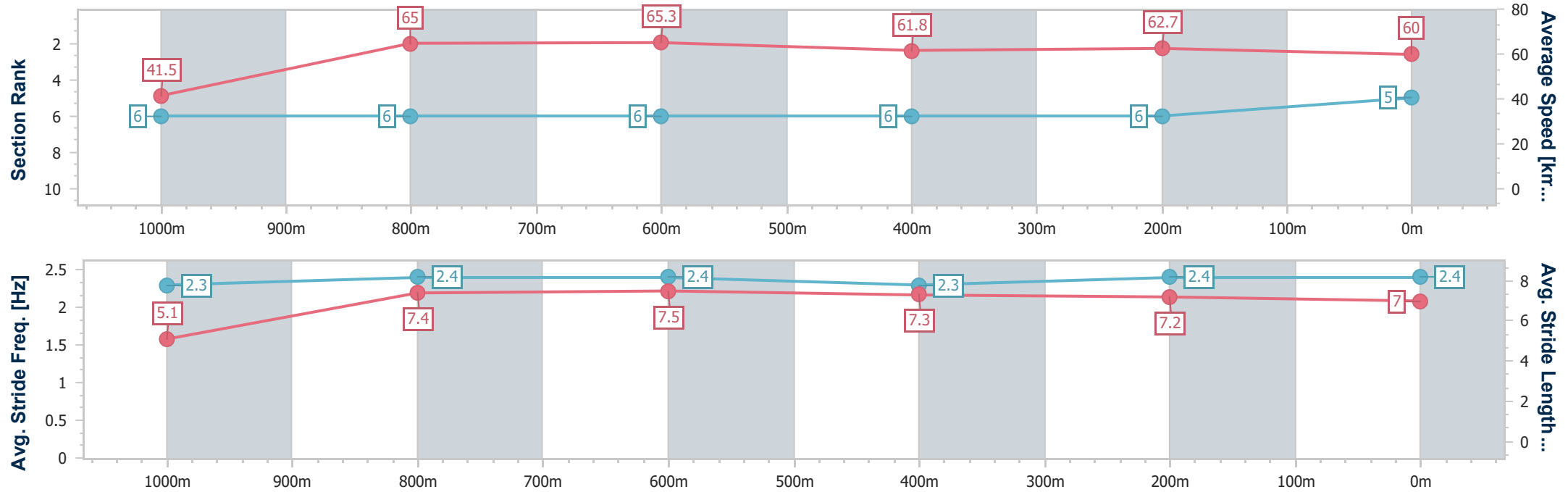
Horse/Jockey Name	Thelwell
Final Rank	5
Fastest Section Time (Section)	0:08.67 (Overall)
Top Speed [km/h] (Section)	66.4 (800m)
Race State	Finished



IpswichProfessional  
Race 7: GIBSON ARCHITECTS BENCHMARK 78 Handicap - 1100m  
09 July 2025 - 16:38  
Track Rating: Soft 7, Weather: Fine, Rail Position: +6m Entire



Section	Overall	1000m	800m	600m	400m	200m							
Section Times	1:05.71 [5] (0:08.67)	0:57.04 [6] (0:11.09)	0:45.95 [6] (0:11.04)	0:34.91 [6] (0:11.54)	0:23.37 [6] (0:11.39)	0:11.98 [6] (0:11.98)							
Average Speed [km/h]	41.5	65.0	65.3	61.8	62.7	60.0							
Top Speed [km/h]	63.6	66.1	66.4	63.4	63.7	63.7							
Avg. Dist. to Rail [m]	5.3	0.7	0.8	1.8	2.2	2.5							
Avg. Stride Freq. [Hz]	2.3	2.4	2.4	2.3	2.4	2.4							
Avg. Stride Length [m]	5.1	7.4	7.5	7.3	7.2	7.0							





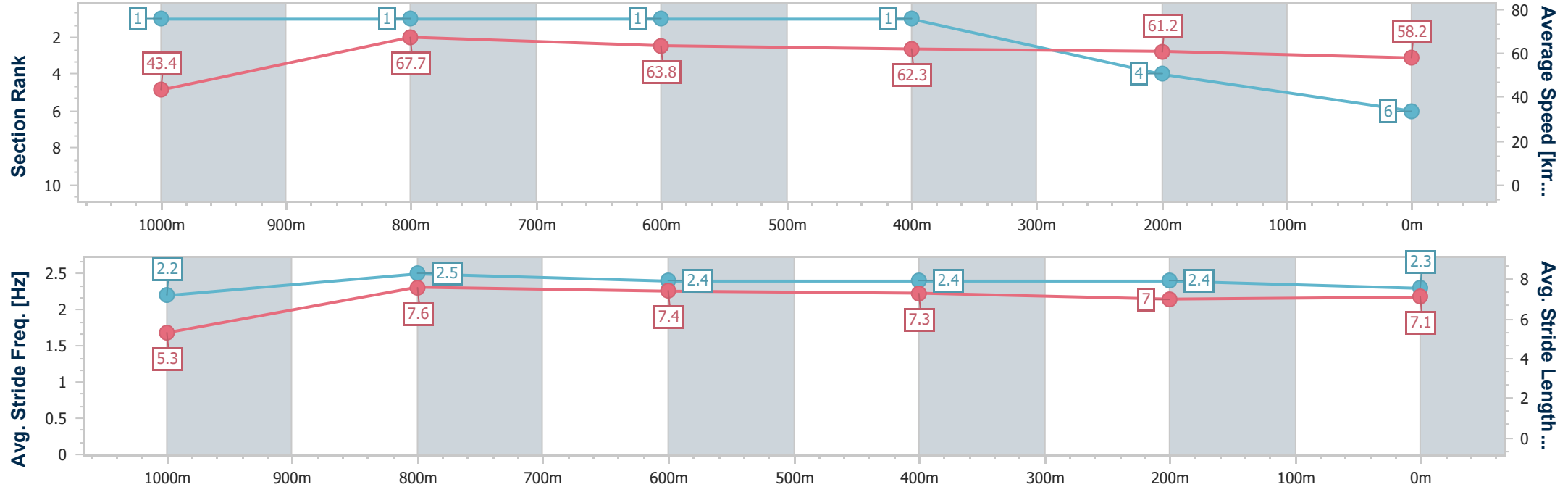
Horse/Jockey Name	Rejoiced
Final Rank	6
Fastest Section Time (Section)	0:08.35 (Overall)
Top Speed [km/h] (Section)	68.8 (1000m)
Race State	Finished



IpswichProfessional  
Race 7: GIBSON ARCHITECTS BENCHMARK 78 Handicap - 1100m  
09 July 2025 - 16:38  
Track Rating: Soft 7, Weather: Fine, Rail Position: +6m Entire



Section	Overall	1000m	800m	600m	400m	200m							
Section Times	1:05.92 [6] (0:08.35)	0:57.57 [1] (0:10.66)	0:46.91 [1] (0:11.29)	0:35.62 [1] (0:11.49)	0:24.13 [1] (0:11.75)	0:12.38 [4] (0:12.38)							
Average Speed [km/h]	43.4	67.7	63.8	62.3	61.2	58.2							
Top Speed [km/h]	65.5	68.8	67.1	62.6	62.3	59.9							
Avg. Dist. to Rail [m]	9.0	2.4	0.3	0.7	0.7	0.7							
Avg. Stride Freq. [Hz]	2.2	2.5	2.4	2.4	2.4	2.3							
Avg. Stride Length [m]	5.3	7.6	7.4	7.3	7.0	7.1							





Horse/Jockey Name	Brentwood
Final Rank	7
Fastest Section Time (Section)	0:08.80 (Overall)
Top Speed [km/h] (Section)	65.4 (800m)
Race State	Finished



IpswichProfessional  
Race 7: GIBSON ARCHITECTS BENCHMARK 78 Handicap - 1100m  
09 July 2025 - 16:38  
Track Rating: Soft 7, Weather: Fine, Rail Position: +6m Entire



Section	Overall	1000m	800m	600m	400m	200m							
Section Times	1:07.58 [7] (0:08.80)	0:58.78 [7] (0:11.15)	0:47.63 [7] (0:11.06)	0:36.57 [7] (0:11.63)	0:24.94 [7] (0:12.13)	0:12.81 [7] (0:12.81)							
Average Speed [km/h]	40.8	64.3	64.9	61.7	59.4	56.2							
Top Speed [km/h]	63.1	65.1	65.4	64.0	61.0	59.0							
Avg. Dist. to Rail [m]	2.0	1.4	1.8	0.5	0.6	0.6							
Avg. Stride Freq. [Hz]	2.2	2.4	2.4	2.3	2.3	2.2							
Avg. Stride Length [m]	5.2	7.6	7.7	7.4	7.2	7.0							

