



GattonProfessional
Race 1: VALE SCOTT 'BUTCHY' FALCONER BENCHMARK 62 Handicap - 1100m
10 July 2025 - 12:52



Track Rating: Good 4, Weather: Fine, Rail Position: +0.5m 965m-400m, True Remainder

Section		Overall				1000m	800m	600m	400m	200m	Last 600m		
Field Times		1:03.46 (0:06.80)				0:56.66 (0:10.53)	0:46.13 (0:10.79)	0:35.34 (0:11.52)	0:23.82 (0:11.64)	0:12.18 (0:12.18)	0:35.34		
Rank	TAB	Horse/Jockey	Barrier	Top Speed [km/h]	Fastest Section							Margin	Distance Travelled [m]
1	7	CHALICE WELL	2	70.9	0:07.02	1:03.46 [1]	0:56.44 [3]	0:45.91 [3]	0:35.25 [2]	0:23.71 [2]	0:12.18 [1]	1:03.46	0:35.25
		Tiffani Brooker		1000m	Overall	(0:07.02)	(0:10.53)	(0:10.66)	(0:11.54)	(0:11.53)	(0:12.18)		
2	2	MR WANDJI	6	70.2	0:07.05	1:03.92 [2]	0:56.87 [4]	0:46.23 [6]	0:35.48 [4]	0:23.87 [4]	0:12.26 [3]	2.72L	0:35.48 +10
		Jake Molloy		1000m	Overall	(0:07.05)	(0:10.64)	(0:10.75)	(0:11.61)	(0:11.61)	(0:12.26)		
3	9	RAFALE JOLIE	3	70.6	0:06.85	1:03.94 [3]	0:57.09 [2]	0:46.61 [1]	0:35.82 [1]	0:24.30 [1]	0:12.59 [2]	2.8L	0:35.82 -3
		Jett Newman		1000m	Overall	(0:06.85)	(0:10.48)	(0:10.79)	(0:11.52)	(0:11.71)	(0:12.59)		
4	3	PRINCE OF DIAMONDS	4	70.3	0:07.07	1:04.24 [4]	0:57.17 [5]	0:46.64 [4]	0:35.71 [5]	0:23.78 [6]	0:12.20 [6]	4.56L	0:35.71 +6
		Kayla Johnston		1000m	Overall	(0:07.07)	(0:10.53)	(0:10.93)	(0:11.93)	(0:11.58)	(0:12.20)		
5	6	PRO FORMA	5	70.6	0:07.11	1:04.79 [5]	0:57.68 [6]	0:47.18 [5]	0:36.37 [3]	0:24.78 [3]	0:12.93 [4]	7.79L	0:36.37 +4
		Cejay Graham		1000m	Overall	(0:07.11)	(0:10.50)	(0:10.81)	(0:11.59)	(0:11.85)	(0:12.93)		
6	8	DAWYN'S CHOICE	1	68.7	0:06.80	1:05.16 [6]	0:58.36 [1]	0:47.62 [2]	0:36.57 [6]	0:25.00 [5]	0:13.25 [5]	10.01L	0:36.57 -4
		Dan McGillivray		1000m	Overall	(0:06.80)	(0:10.74)	(0:11.05)	(0:11.57)	(0:11.75)	(0:13.25)		

Scratched: Mr Encore (#1), King Of The Jungle (#4), Sujeed (#5)



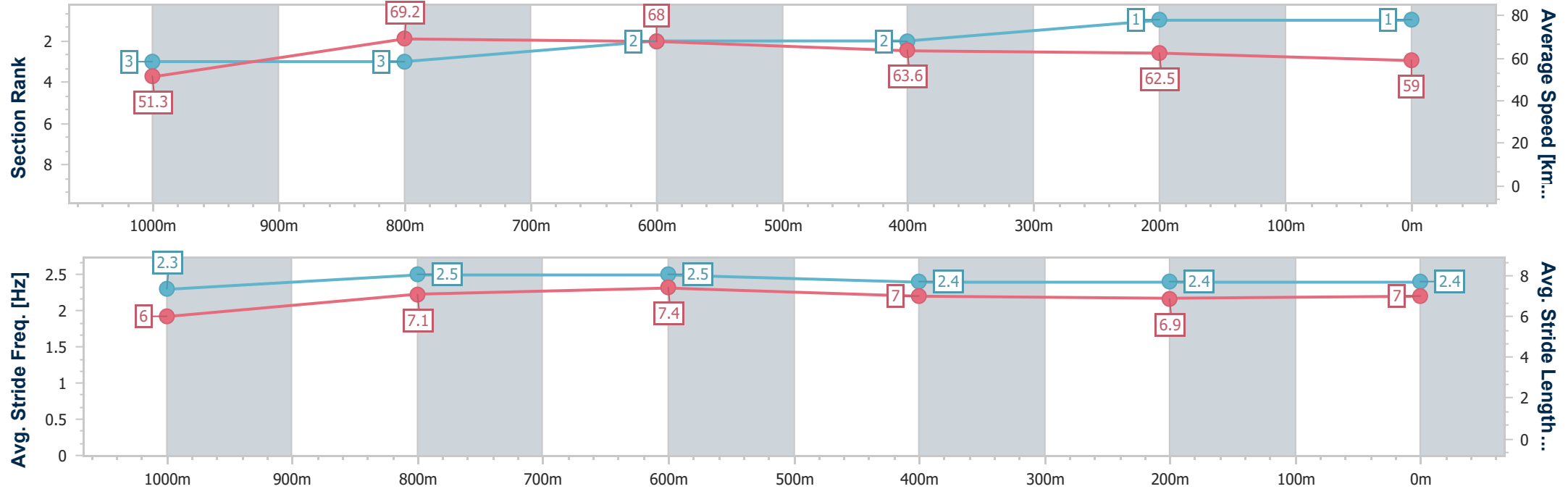
Horse/Jockey Name	Chalice Well
Final Rank	1
Fastest Section Time (Section)	0:07.02 (Overall)
Top Speed [km/h] (Section)	70.9 (1000m)
Race State	Finished



GattonProfessional
Race 1: VALE SCOTT 'BUTCHY' FALCONER BENCHMARK 62
Handicap - 1100m
10 July 2025 - 12:52
Track Rating: Good 4, Weather: Fine, Rail Position: +0.5m 965m-400m, True Remainder



Section	Overall	1000m	800m	600m	400m	200m							
Section Times	1:03.46 [1] (0:07.02)	0:56.44 [3] (0:10.53)	0:45.91 [3] (0:10.66)	0:35.25 [2] (0:11.54)	0:23.71 [2] (0:11.53)	0:12.18 [1] (0:12.18)							
Average Speed [km/h]	51.3	69.2	68.0	63.6	62.5	59.0							
Top Speed [km/h]	66.2	70.9	70.5	66.4	63.4	61.5							
Avg. Dist. to Rail [m]	2.9	2.4	3.3	2.8	2.4	2.6							
Avg. Stride Freq. [Hz]	2.3	2.5	2.5	2.4	2.4	2.4							
Avg. Stride Length [m]	6.0	7.1	7.4	7.0	6.9	7.0							





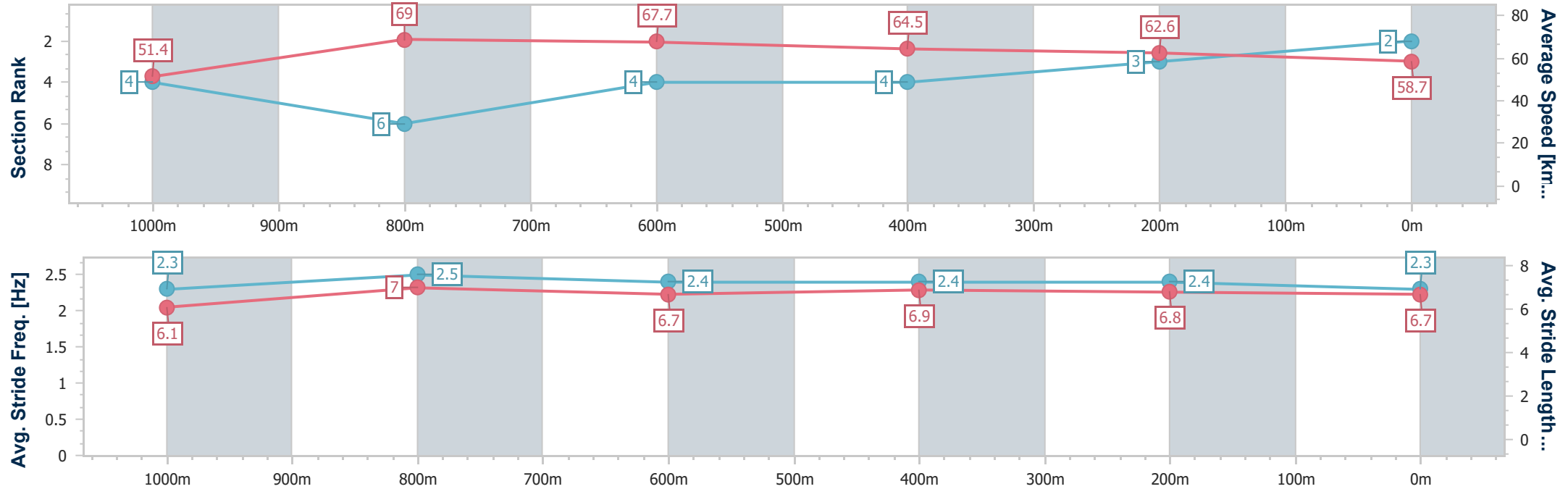
Horse/Jockey Name	Mr Wandji
Final Rank	2
Fastest Section Time (Section)	0:07.05 (Overall)
Top Speed [km/h] (Section)	70.2 (1000m)
Race State	Finished



GattonProfessional
Race 1: VALE SCOTT 'BUTCHY' FALCONER BENCHMARK 62
Handicap - 1100m
10 July 2025 - 12:52
Track Rating: Good 4, Weather: Fine, Rail Position: +0.5m 965m-400m, True Remainder



Section	Overall	1000m	800m	600m	400m	200m								
Section Times	1:03.92 [2] (0:07.05)	0:56.87 [4] (0:10.64)	0:46.23 [6] (0:10.75)	0:35.48 [4] (0:11.61)	0:23.87 [4] (0:11.61)	0:12.26 [3] (0:12.26)								
Average Speed [km/h]	51.4	69.0	67.7	64.5	62.6	58.7								
Top Speed [km/h]	65.1	70.2	69.2	66.3	63.4	61.5								
Avg. Dist. to Rail [m]	5.8	4.9	5.1	6.2	6.7	7.0								
Avg. Stride Freq. [Hz]	2.3	2.5	2.4	2.4	2.4	2.3								
Avg. Stride Length [m]	6.1	7.0	6.7	6.9	6.8	6.7								





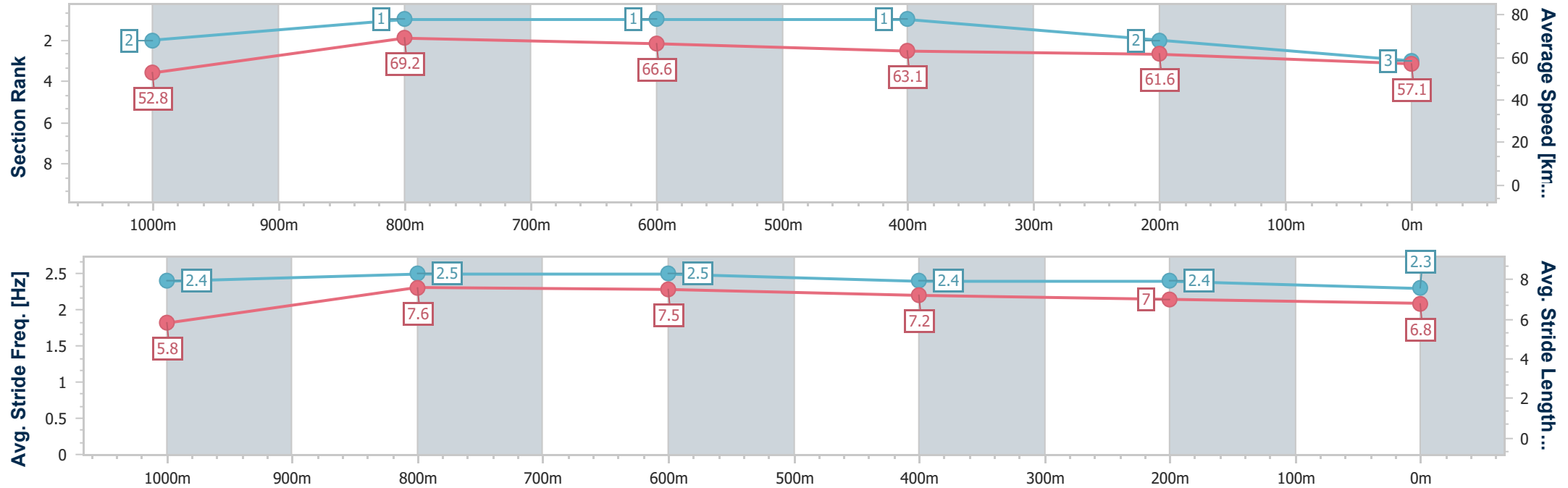
Horse/Jockey Name	Rafale Jolie
Final Rank	3
Fastest Section Time (Section)	0:06.85 (Overall)
Top Speed [km/h] (Section)	70.6 (1000m)
Race State	Finished



GattonProfessional
Race 1: VALE SCOTT 'BUTCHY' FALCONER BENCHMARK 62
Handicap - 1100m
10 July 2025 - 12:52
Track Rating: Good 4, Weather: Fine, Rail Position: +0.5m 965m-400m, True Remainder



Section	Overall	1000m	800m	600m	400m	200m								
Section Times	1:03.94 [3] (0:06.85)	0:57.09 [2] (0:10.48)	0:46.61 [1] (0:10.79)	0:35.82 [1] (0:11.52)	0:24.30 [1] (0:11.71)	0:12.59 [2] (0:12.59)								
Average Speed [km/h]	52.8	69.2	66.6	63.1	61.6	57.1								
Top Speed [km/h]	67.3	70.6	69.3	65.6	62.4	60.4								
Avg. Dist. to Rail [m]	3.4	1.9	1.0	1.3	2.0	2.6								
Avg. Stride Freq. [Hz]	2.4	2.5	2.5	2.4	2.4	2.3								
Avg. Stride Length [m]	5.8	7.6	7.5	7.2	7.0	6.8								





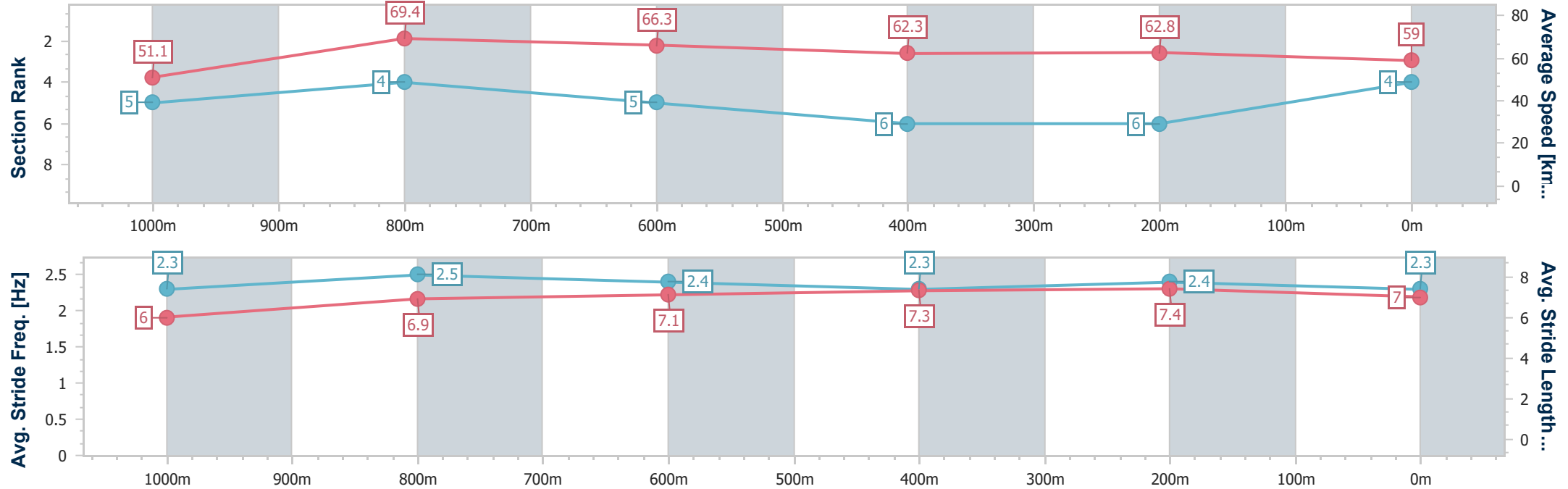
Horse/Jockey Name	Prince Of Diamonds
Final Rank	4
Fastest Section Time (Section)	0:07.07 (Overall)
Top Speed [km/h] (Section)	70.3 (1000m)
Race State	Finished



GattonProfessional
Race 1: VALE SCOTT 'BUTCHY' FALCONER BENCHMARK 62
Handicap - 1100m
10 July 2025 - 12:52
Track Rating: Good 4, Weather: Fine, Rail Position: +0.5m 965m-400m, True Remainder



Section	Overall	1000m	800m	600m	400m	200m								
Section Times	1:04.24 [4] (0:07.07)	0:57.17 [5] (0:10.53)	0:46.64 [4] (0:10.93)	0:35.71 [5] (0:11.93)	0:23.78 [6] (0:11.58)	0:12.20 [6] (0:12.20)								
Average Speed [km/h]	51.1	69.4	66.3	62.3	62.8	59.0								
Top Speed [km/h]	65.8	70.3	69.1	63.5	64.0	61.0								
Avg. Dist. to Rail [m]	4.5	3.5	3.6	4.7	4.1	5.0								
Avg. Stride Freq. [Hz]	2.3	2.5	2.4	2.3	2.4	2.3								
Avg. Stride Length [m]	6.0	6.9	7.1	7.3	7.4	7.0								





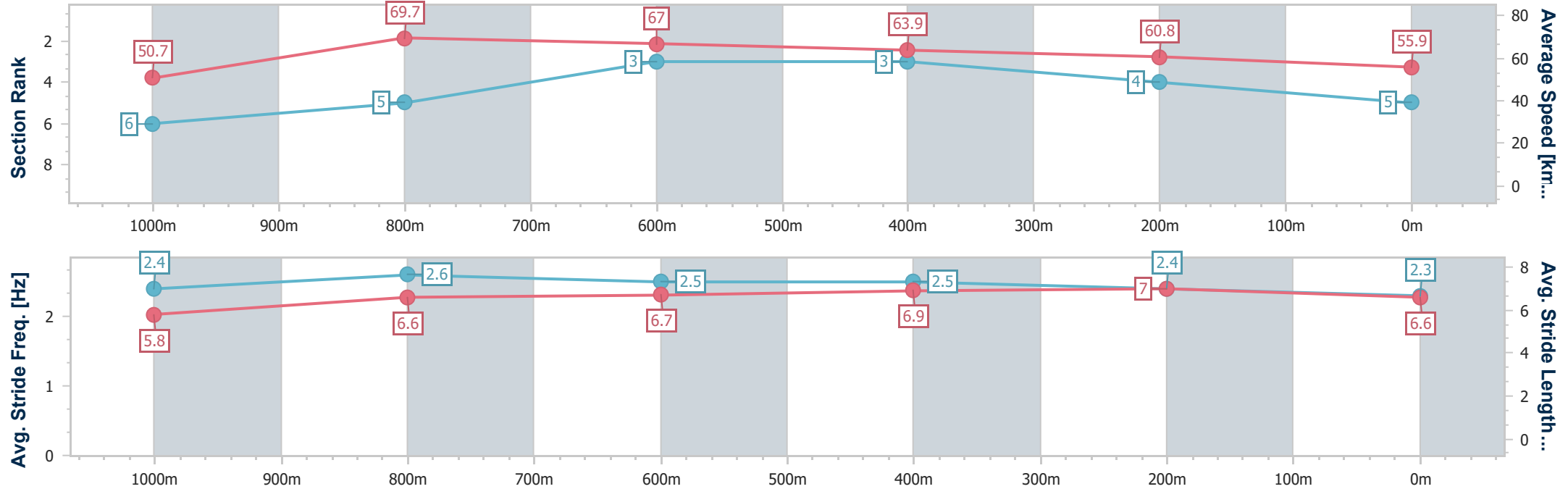
Horse/Jockey Name	Pro Forma
Final Rank	5
Fastest Section Time (Section)	0:07.11 (Overall)
Top Speed [km/h] (Section)	70.6 (1000m)
Race State	Finished



GattonProfessional
Race 1: VALE SCOTT 'BUTCHY' FALCONER BENCHMARK 62
Handicap - 1100m
10 July 2025 - 12:52
Track Rating: Good 4, Weather: Fine, Rail Position: +0.5m 965m-400m, True Remainder



Section	Overall	1000m	800m	600m	400m	200m							
Section Times	1:04.79 [5] (0:07.11)	0:57.68 [6] (0:10.50)	0:47.18 [5] (0:10.81)	0:36.37 [3] (0:11.59)	0:24.78 [3] (0:11.85)	0:12.93 [4] (0:12.93)							
Average Speed [km/h]	50.7	69.7	67.0	63.9	60.8	55.9							
Top Speed [km/h]	65.2	70.6	68.9	66.1	62.5	59.0							
Avg. Dist. to Rail [m]	4.7	4.0	3.4	3.8	3.2	4.8							
Avg. Stride Freq. [Hz]	2.4	2.6	2.5	2.5	2.4	2.3							
Avg. Stride Length [m]	5.8	6.6	6.7	6.9	7.0	6.6							





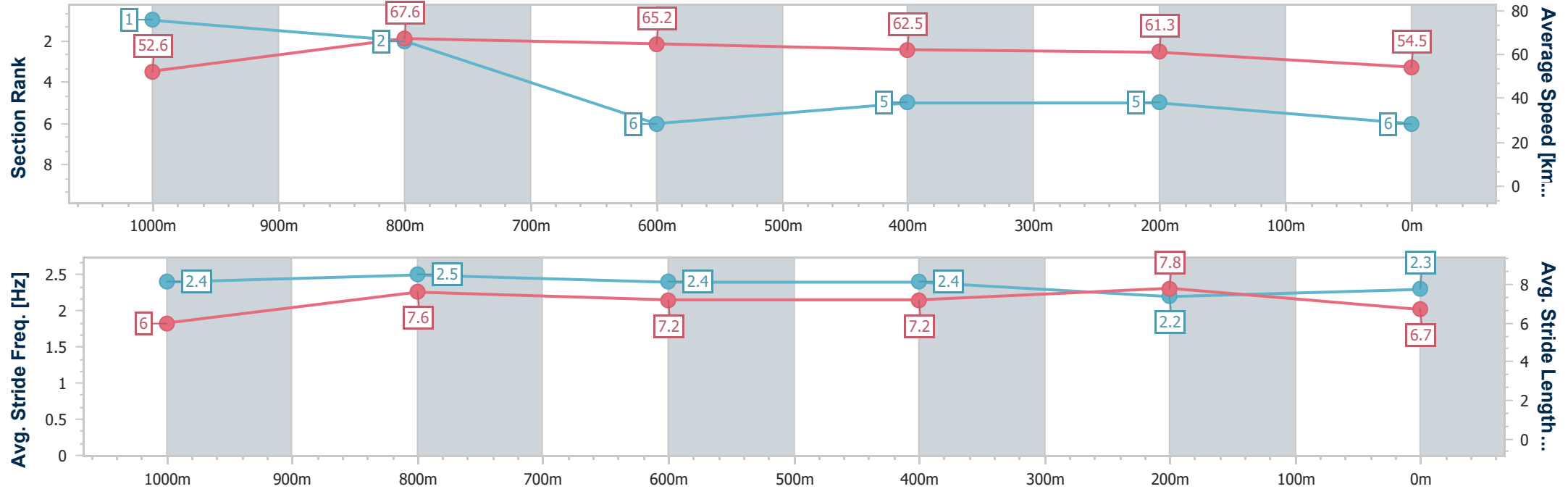
Horse/Jockey Name	Dawyn's Choice
Final Rank	6
Fastest Section Time (Section)	0:06.80 (Overall)
Top Speed [km/h] (Section)	68.7 (1000m)
Race State	Finished



GattonProfessional
Race 1: VALE SCOTT 'BUTCHY' FALCONER BENCHMARK 62
Handicap - 1100m
10 July 2025 - 12:52
Track Rating: Good 4, Weather: Fine, Rail Position: +0.5m 965m-400m, True Remainder



Section	Overall	1000m	800m	600m	400m	200m							
Section Times	1:05.16 [6] (0:06.80)	0:58.36 [1] (0:10.74)	0:47.62 [2] (0:11.05)	0:36.57 [6] (0:11.57)	0:25.00 [5] (0:11.75)	0:13.25 [5] (0:13.25)							
Average Speed [km/h]	52.6	67.6	65.2	62.5	61.3	54.5							
Top Speed [km/h]	66.1	68.7	67.5	64.5	62.4	57.5							
Avg. Dist. to Rail [m]	1.6	1.3	1.5	1.1	0.7	1.7							
Avg. Stride Freq. [Hz]	2.4	2.5	2.4	2.4	2.2	2.3							
Avg. Stride Length [m]	6.0	7.6	7.2	7.2	7.8	6.7							





GattonProfessional

Race 2: LADBROKES FORM GENIUS Maiden Plate - 1100m

10 July 2025 - 13:31



LOCKYER VALLEY
TURF CLUB

Track Rating: Good 4, Weather: Fine, Rail Position: +0.5m 965m-400m, True Remainder

Section		Overall				1000m	800m	600m	400m	200m	Last 600m		
Field Times		1:04.94 (0:07.04)				0:57.90 (0:11.02)	0:46.88 (0:11.09)	0:35.79 (0:11.68)	0:24.11 (0:11.86)	0:12.25 (0:12.25)	0:35.79		
Rank	TAB	Horse/Jockey	Barrier	Top Speed [km/h]	Fastest Section						Margin	Distance Travelled [m]	
1	4	HEADLINE LEGEND	7	66.2	0:07.08	1:04.94 [1]	0:57.86 [4]	0:46.74 [3]	0:35.50 [5]	0:23.49 [5]	0:11.88 [5]	1:04.94	0:35.50
		Georgina Cartwright		1000m	Overall	(0:07.08)	(0:11.12)	(0:11.24)	(0:12.01)	(0:11.61)	(0:11.88)		
2	15	STRAZ DANZ	6	66.3	0:07.45	1:05.04 [2]	0:57.59 [10]	0:46.36 [10]	0:35.13 [8]	0:23.27 [7]	0:11.69 [7]	0.61L	0:35.13 +2
		Shakira Bailey		1000m	Overall	(0:07.45)	(0:11.23)	(0:11.23)	(0:11.86)	(0:11.58)	(0:11.69)		
3	16	MR HANKY PANKY	12	66.7	0:07.11	1:05.13 [3]	0:58.02 [5]	0:46.85 [5]	0:35.72 [4]	0:23.88 [3]	0:12.15 [3]	1.16L	0:35.72 +4
		Cejay Graham		1000m	Overall	(0:07.11)	(0:11.17)	(0:11.13)	(0:11.84)	(0:11.73)	(0:12.15)		
4	5	MASTER NED	8	67.4	0:07.04	1:05.16 [4]	0:58.12 [1]	0:46.99 [2]	0:35.75 [3]	0:23.89 [4]	0:12.15 [4]	1.3L	0:35.75 +0
		Kayla Johnston		1000m	Overall	(0:07.04)	(0:11.13)	(0:11.24)	(0:11.86)	(0:11.74)	(0:12.15)		
5	10	MEANIE	1	66.6	0:07.04	1:05.19 [5]	0:58.15 [3]	0:46.94 [4]	0:35.80 [2]	0:24.03 [2]	0:12.36 [2]	1.51L	0:35.80 -5
		Julie Busuttin		800m	Overall	(0:07.04)	(0:11.21)	(0:11.14)	(0:11.77)	(0:11.67)	(0:12.36)		
6	8	MAGICAL EYE	11	68.0	0:07.04	1:05.26 [6]	0:58.22 [2]	0:47.20 [1]	0:36.11 [1]	0:24.43 [1]	0:12.57 [1]	1.91L	0:36.11 +3
		Colleen Krahnen		1000m	Overall	(0:07.04)	(0:11.02)	(0:11.09)	(0:11.68)	(0:11.86)	(0:12.57)		
7	2	HUSSON'S TREASURE	5	68.1	0:07.44	1:05.48 [7]	0:58.04 [9]	0:47.10 [6]	0:35.98 [6]	0:24.02 [6]	0:12.23 [6]	3.19L	0:35.98 +6
		Scott Sheargold		1000m	Overall	(0:07.44)	(0:10.94)	(0:11.12)	(0:11.96)	(0:11.79)	(0:12.23)		
8	1	CRAIGLEA OREO	3	66.5	0:07.61	1:05.51 [8]	0:57.90 [11]	0:46.67 [11]	0:35.33 [11]	0:23.41 [11]	0:11.75 [9]	3.37L	0:35.33 +3
		Hannah Richardson		1000m	Overall	(0:07.61)	(0:11.23)	(0:11.34)	(0:11.92)	(0:11.66)	(0:11.75)		
9	14	BETTER FOR IT	9	65.8	0:07.25	1:05.83 [9]	0:58.58 [6]	0:47.27 [7]	0:35.94 [7]	0:24.02 [8]	0:12.21 [8]	5.28L	0:35.94 +5
		Olivia Kendal		1000m	Overall	(0:07.25)	(0:11.31)	(0:11.33)	(0:11.92)	(0:11.81)	(0:12.21)		
10	13	MISS WRIGHTLY	10	65.5	0:07.29	1:06.24 [10]	0:58.95 [7]	0:47.62 [9]	0:36.22 [10]	0:24.18 [10]	0:12.25 [10]	7.68L	0:36.22 +7
		Nathan Fazackerley		1000m	Overall	(0:07.29)	(0:11.33)	(0:11.40)	(0:12.04)	(0:11.93)	(0:12.25)		

Scratched: Man Talk (#9), Youcomplete (#7), Bad Boy Boone (#17), Siglo De Oro (#3), Southampton Nicco (#20), Nite Chill (#12), Phyliss (#18), Major Freestone (#19)



GattonProfessional

Race 2: LADBROKES FORM GENIUS Maiden Plate - 1100m

10 July 2025 - 13:31



LOCKYER VALLEY
TURF CLUB

Track Rating: Good 4, Weather: Fine, Rail Position: +0.5m 965m-400m, True Remainder

Section						Overall	1000m	800m	600m	400m	200m	Last 600m		
Field Times						1:04.94 (0:07.04)	0:57.90 (0:11.02)	0:46.88 (0:11.09)	0:35.79 (0:11.68)	0:24.11 (0:11.86)	0:12.25 (0:12.25)	0:35.79		
Rank	TAB	Horse/Jockey	Barrier	Top Speed [km/h]	Fastest Section							Margin		Distance Travelled [m]
11	6	SZABOS PRIDE	2	64.9	0:07.32	1:06.48 [11]	0:59.16 [8]	0:47.91 [8]	0:36.54 [9]	0:24.49 [9]	0:12.29 [11]	9.08L	0:36.54	-4
		Nozi Tomizawa		1000m	Overall	(0:07.32)	(0:11.25)	(0:11.37)	(0:12.05)	(0:12.20)	(0:12.29)			
12	11	BOHO BELLE	4	65.9	0:07.81	1:07.12 [12]	0:59.31 [12]	0:48.04 [12]	0:36.53 [12]	0:24.66 [12]	0:12.75 [12]	12.84L	0:36.53	+0
		Kenji Yoshida		1000m	Overall	(0:07.81)	(0:11.27)	(0:11.51)	(0:11.87)	(0:11.91)	(0:12.75)			

Scratched: Man Talk (#9), Youcomplete me (#7), Bad Boy Boone (#17), Siglo De Oro (#3), Southampton Nicco (#20), Nite Chill (#12), Phyliss (#18), Major Freestone (#19)



Horse/Jockey Name	Headline Legend
Final Rank	1
Fastest Section Time (Section)	0:07.08 (Overall)
Top Speed [km/h] (Section)	66.2 (1000m)
Race State	Finished



GattonProfessional

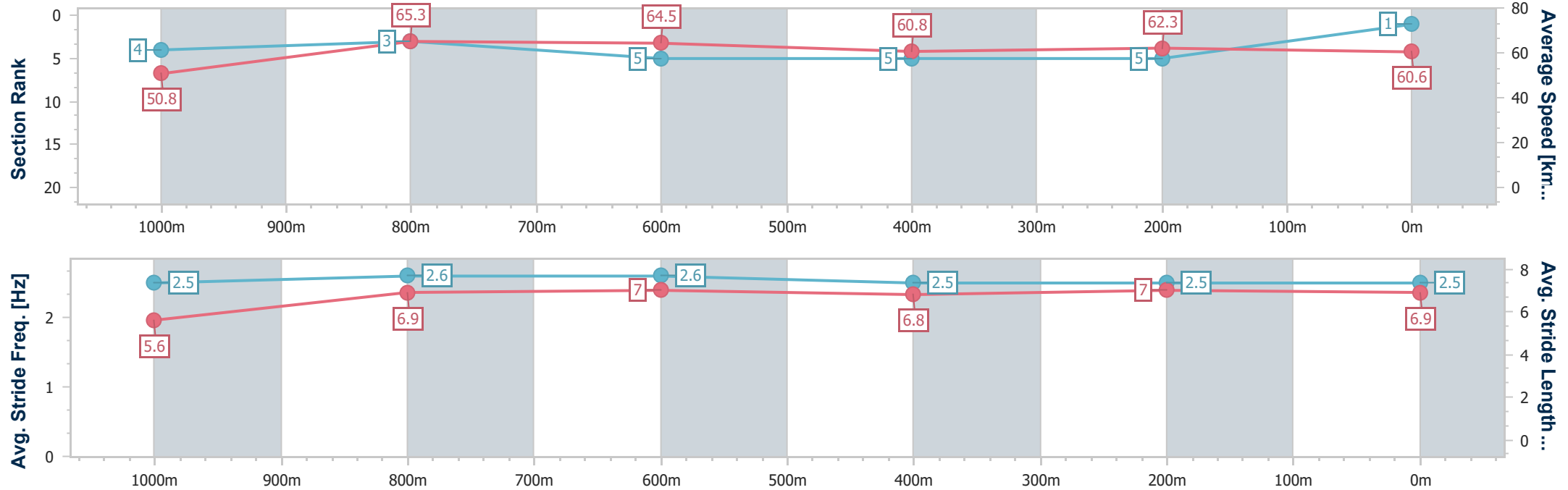
Race 2: LADBROKES FORM GENIUS Maiden Plate - 1100m

10 July 2025 - 13:31

Track Rating: Good 4, Weather: Fine, Rail Position: +0.5m 965m-400m, True Remainder



Section	Overall	1000m	800m	600m	400m	200m							
Section Times	1:04.94 [1] (0:07.08)	0:57.86 [4] (0:11.12)	0:46.74 [3] (0:11.24)	0:35.50 [5] (0:12.01)	0:23.49 [5] (0:11.61)	0:11.88 [5] (0:11.88)							
Average Speed [km/h]	50.8	65.3	64.5	60.8	62.3	60.6							
Top Speed [km/h]	63.8	66.2	65.8	63.8	64.1	61.7							
Avg. Dist. to Rail [m]	6.9	2.6	1.8	2.4	4.5	6.5							
Avg. Stride Freq. [Hz]	2.5	2.6	2.6	2.5	2.5	2.5							
Avg. Stride Length [m]	5.6	6.9	7.0	6.8	7.0	6.9							





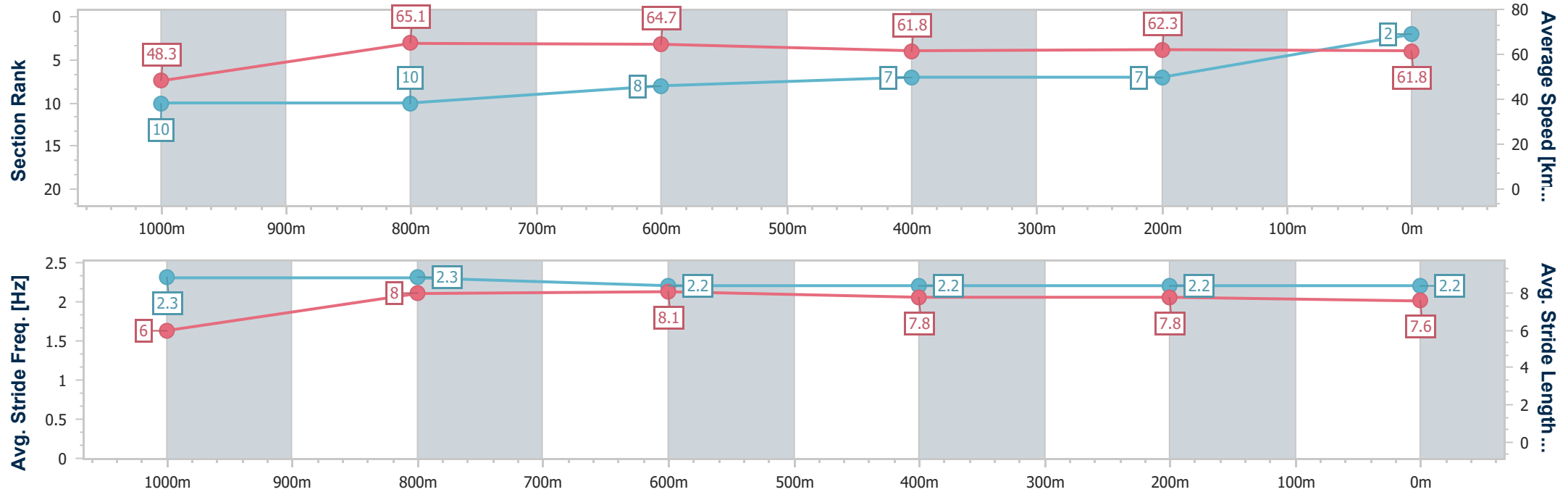
Horse/Jockey Name	Straz Danz
Final Rank	2
Fastest Section Time (Section)	0:07.45 (Overall)
Top Speed [km/h] (Section)	66.3 (1000m)
Race State	Finished



GattonProfessional
Race 2: LADBROKES FORM GENIUS Maiden Plate - 1100m
10 July 2025 - 13:31
Track Rating: Good 4, Weather: Fine, Rail Position: +0.5m 965m-400m, True Remainder



Section	Overall	1000m	800m	600m	400m	200m								
Section Times	1:05.04 [2] (0:07.45)	0:57.59 [10] (0:11.23)	0:46.36 [10] (0:11.23)	0:35.13 [8] (0:11.86)	0:23.27 [7] (0:11.58)	0:11.69 [7] (0:11.69)								
Average Speed [km/h]	48.3	65.1	64.7	61.8	62.3	61.8								
Top Speed [km/h]	61.8	66.3	66.0	65.0	63.5	63.2								
Avg. Dist. to Rail [m]	6.3	3.7	2.7	3.2	2.7	2.0								
Avg. Stride Freq. [Hz]	2.3	2.3	2.2	2.2	2.2	2.2								
Avg. Stride Length [m]	6.0	8.0	8.1	7.8	7.8	7.6								





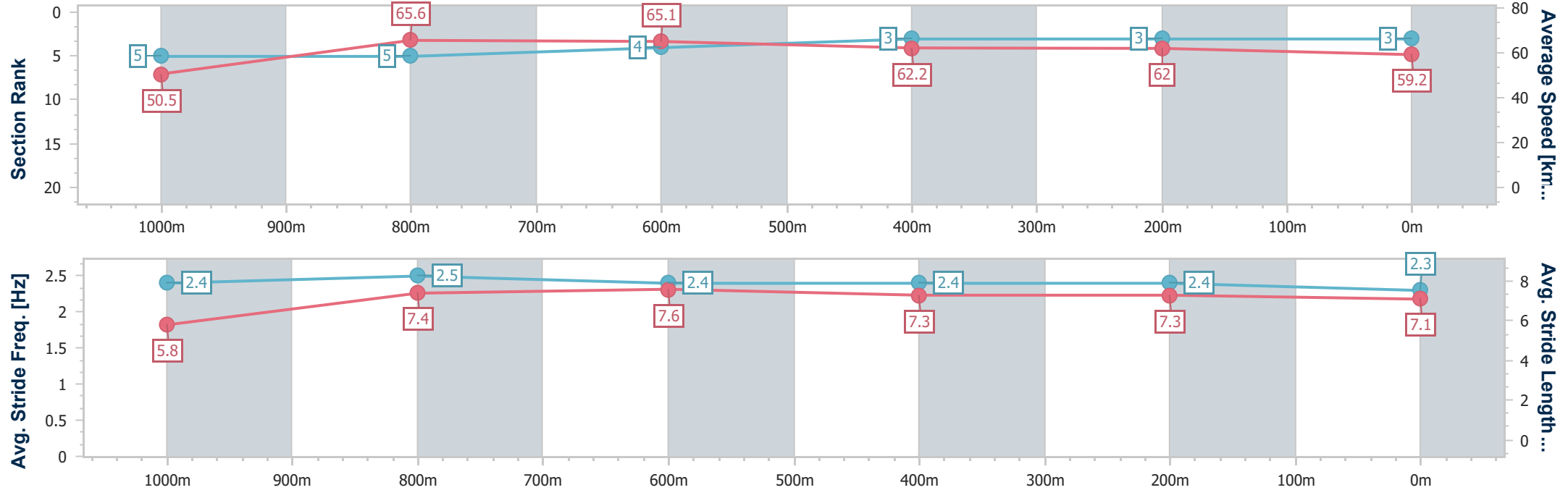
Horse/Jockey Name	Mr Hanky Panky
Final Rank	3
Fastest Section Time (Section)	0:07.11 (Overall)
Top Speed [km/h] (Section)	66.7 (1000m)
Race State	Finished



GattonProfessional
Race 2: LADBROKES FORM GENIUS Maiden Plate - 1100m
10 July 2025 - 13:31
Track Rating: Good 4, Weather: Fine, Rail Position: +0.5m 965m-400m, True Remainder



Section	Overall	1000m	800m	600m	400m	200m								
Section Times	1:05.13 [3] (0:07.11)	0:58.02 [5] (0:11.17)	0:46.85 [5] (0:11.13)	0:35.72 [4] (0:11.84)	0:23.88 [3] (0:11.73)	0:12.15 [3] (0:12.15)								
Average Speed [km/h]	50.5	65.6	65.1	62.2	62.0	59.2								
Top Speed [km/h]	62.3	66.7	66.5	63.8	62.5	60.9								
Avg. Dist. to Rail [m]	10.8	5.3	3.2	3.4	5.0	9.1								
Avg. Stride Freq. [Hz]	2.4	2.5	2.4	2.4	2.4	2.3								
Avg. Stride Length [m]	5.8	7.4	7.6	7.3	7.3	7.1								





Horse/Jockey Name	Master Ned
Final Rank	4
Fastest Section Time (Section)	0:07.04 (Overall)
Top Speed [km/h] (Section)	67.4 (1000m)
Race State	Finished



GattonProfessional

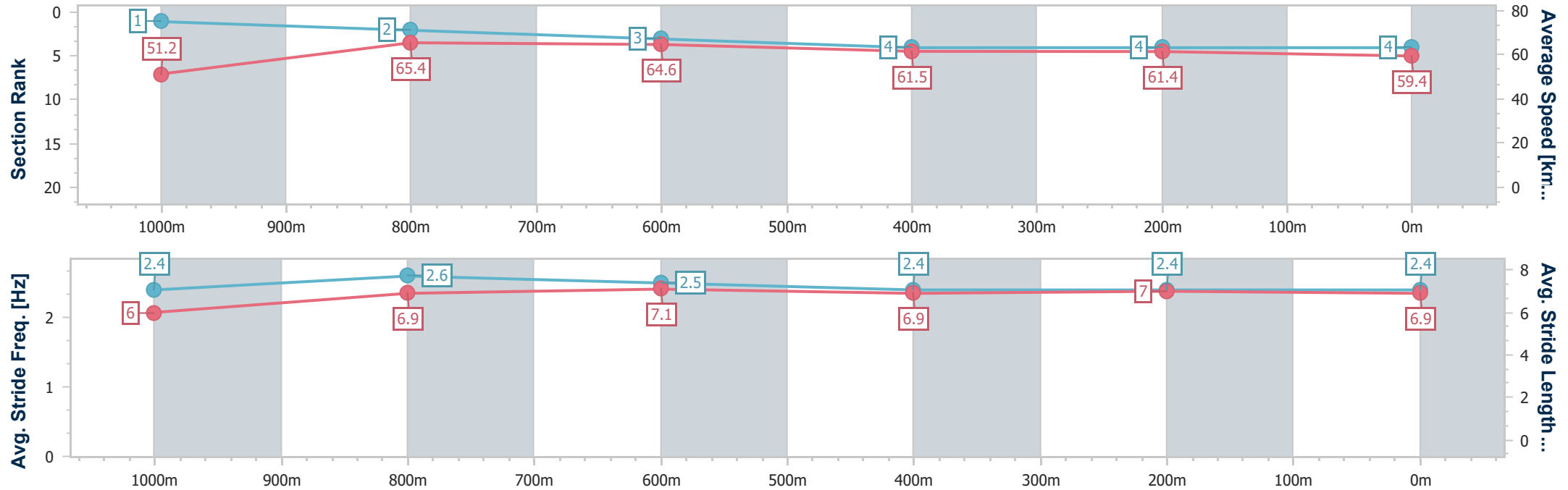
Race 2: LADBROKES FORM GENIUS Maiden Plate - 1100m

10 July 2025 - 13:31

Track Rating: Good 4, Weather: Fine, Rail Position: +0.5m 965m-400m, True Remainder



Section	Overall	1000m	800m	600m	400m	200m							
Section Times	1:05.16 [4] (0:07.04)	0:58.12 [1] (0:11.13)	0:46.99 [2] (0:11.24)	0:35.75 [3] (0:11.86)	0:23.89 [4] (0:11.74)	0:12.15 [4] (0:12.15)							
Average Speed [km/h]	51.2	65.4	64.6	61.5	61.4	59.4							
Top Speed [km/h]	62.5	67.4	65.6	63.5	62.4	60.9							
Avg. Dist. to Rail [m]	7.6	3.4	2.8	1.6	2.9	6.6							
Avg. Stride Freq. [Hz]	2.4	2.6	2.5	2.4	2.4	2.4							
Avg. Stride Length [m]	6.0	6.9	7.1	6.9	7.0	6.9							





Horse/Jockey Name	Meanie
Final Rank	5
Fastest Section Time (Section)	0:07.04 (Overall)
Top Speed [km/h] (Section)	66.6 (800m)
Race State	Finished



GattonProfessional

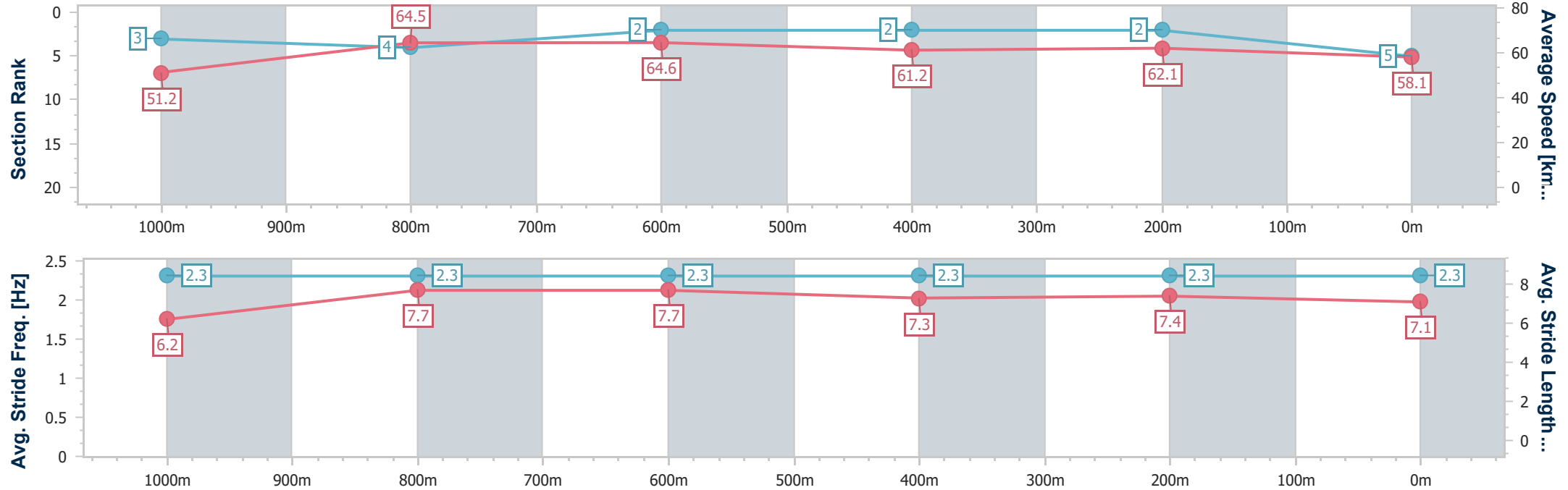
Race 2: LADBROKES FORM GENIUS Maiden Plate - 1100m

10 July 2025 - 13:31

Track Rating: Good 4, Weather: Fine, Rail Position: +0.5m 965m-400m, True Remainder



Section	Overall	1000m	800m	600m	400m	200m								
Section Times	1:05.19 [5] (0:07.04)	0:58.15 [3] (0:11.21)	0:46.94 [4] (0:11.14)	0:35.80 [2] (0:11.77)	0:24.03 [2] (0:11.67)	0:12.36 [2] (0:12.36)								
Average Speed [km/h]	51.2	64.5	64.6	61.2	62.1	58.1								
Top Speed [km/h]	63.5	65.8	66.6	63.5	62.7	60.7								
Avg. Dist. to Rail [m]	2.4	0.8	0.2	0.6	2.5	5.3								
Avg. Stride Freq. [Hz]	2.3	2.3	2.3	2.3	2.3	2.3								
Avg. Stride Length [m]	6.2	7.7	7.7	7.3	7.4	7.1								





Horse/Jockey Name	Magical Eye
Final Rank	6
Fastest Section Time (Section)	0:07.04 (Overall)
Top Speed [km/h] (Section)	68.0 (1000m)
Race State	Finished



GattonProfessional

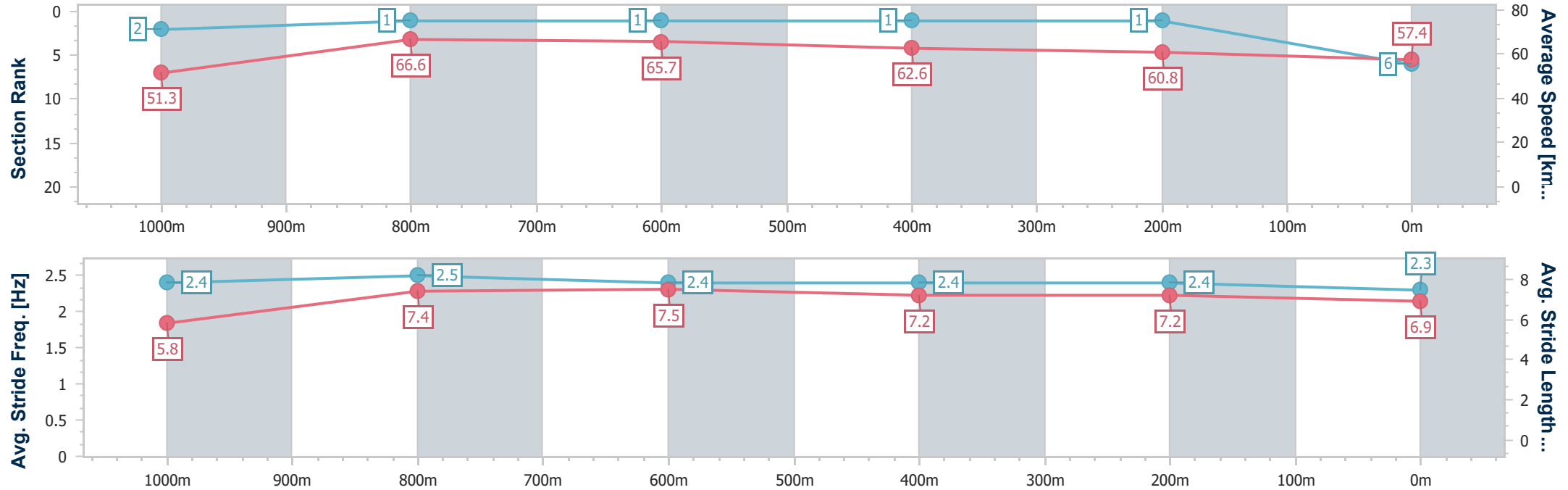
Race 2: LADBROKES FORM GENIUS Maiden Plate - 1100m

10 July 2025 - 13:31

Track Rating: Good 4, Weather: Fine, Rail Position: +0.5m 965m-400m, True Remainder



Section	Overall	1000m	800m	600m	400m	200m								
Section Times	1:05.26 [6] (0:07.04)	0:58.22 [2] (0:11.02)	0:47.20 [1] (0:11.09)	0:36.11 [1] (0:11.68)	0:24.43 [1] (0:11.86)	0:12.57 [1] (0:12.57)								
Average Speed [km/h]	51.3	66.6	65.7	62.6	60.8	57.4								
Top Speed [km/h]	64.2	68.0	67.3	64.8	61.8	59.7								
Avg. Dist. to Rail [m]	9.5	4.9	4.6	2.4	2.2	3.0								
Avg. Stride Freq. [Hz]	2.4	2.5	2.4	2.4	2.4	2.3								
Avg. Stride Length [m]	5.8	7.4	7.5	7.2	7.2	6.9								





Horse/Jockey Name	Husson's Treasure
Final Rank	7
Fastest Section Time (Section)	0:07.44 (Overall)
Top Speed [km/h] (Section)	68.1 (1000m)
Race State	Finished



GattonProfessional

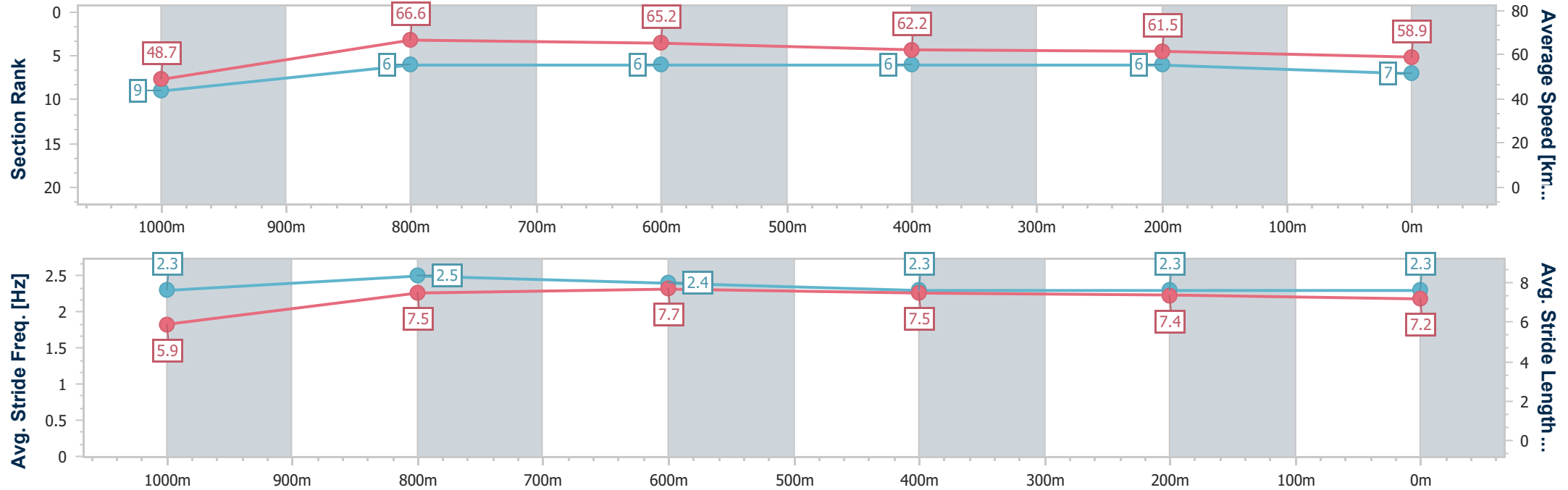
Race 2: LADBROKES FORM GENIUS Maiden Plate - 1100m

10 July 2025 - 13:31

Track Rating: Good 4, Weather: Fine, Rail Position: +0.5m 965m-400m, True Remainder



Section	Overall	1000m	800m	600m	400m	200m								
Section Times	1:05.48 [7] (0:07.44)	0:58.04 [9] (0:10.94)	0:47.10 [6] (0:11.12)	0:35.98 [6] (0:11.96)	0:24.02 [6] (0:11.79)	0:12.23 [6] (0:12.23)								
Average Speed [km/h]	48.7	66.6	65.2	62.2	61.5	58.9								
Top Speed [km/h]	63.3	68.1	66.3	63.3	62.6	60.7								
Avg. Dist. to Rail [m]	5.0	2.8	3.5	4.8	5.9	8.1								
Avg. Stride Freq. [Hz]	2.3	2.5	2.4	2.3	2.3	2.3								
Avg. Stride Length [m]	5.9	7.5	7.7	7.5	7.4	7.2								





Horse/Jockey Name	Craiglea Oreo
Final Rank	8
Fastest Section Time (Section)	0:07.61 (Overall)
Top Speed [km/h] (Section)	66.5 (1000m)
Race State	Finished



GattonProfessional

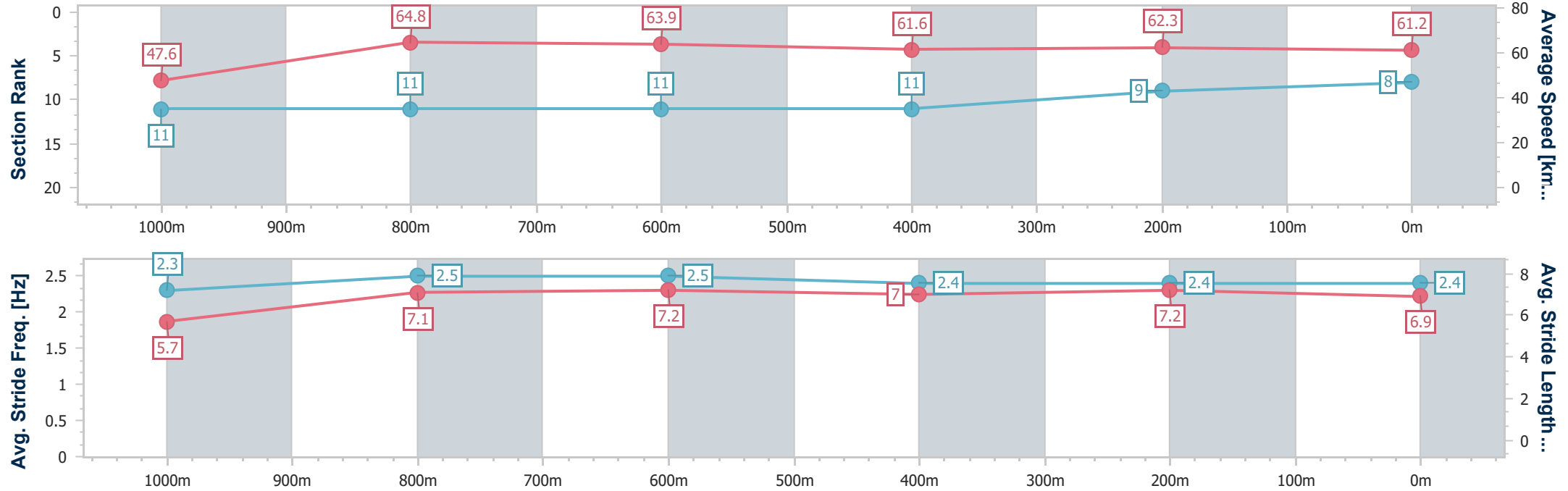
Race 2: LADBROKES FORM GENIUS Maiden Plate - 1100m

10 July 2025 - 13:31

Track Rating: Good 4, Weather: Fine, Rail Position: +0.5m 965m-400m, True Remainder



Section	Overall	1000m	800m	600m	400m	200m								
Section Times	1:05.51 [8] (0:07.61)	0:57.90 [11] (0:11.23)	0:46.67 [11] (0:11.34)	0:35.33 [11] (0:11.92)	0:23.41 [11] (0:11.66)	0:11.75 [9] (0:11.75)								
Average Speed [km/h]	47.6	64.8	63.9	61.6	62.3	61.2								
Top Speed [km/h]	60.5	66.5	65.0	63.1	63.2	62.8								
Avg. Dist. to Rail [m]	3.6	2.6	2.8	3.2	3.6	5.1								
Avg. Stride Freq. [Hz]	2.3	2.5	2.5	2.4	2.4	2.4								
Avg. Stride Length [m]	5.7	7.1	7.2	7.0	7.2	6.9								





Horse/Jockey Name	Better For It
Final Rank	9
Fastest Section Time (Section)	0:07.25 (Overall)
Top Speed [km/h] (Section)	65.8 (1000m)
Race State	Finished



GattonProfessional

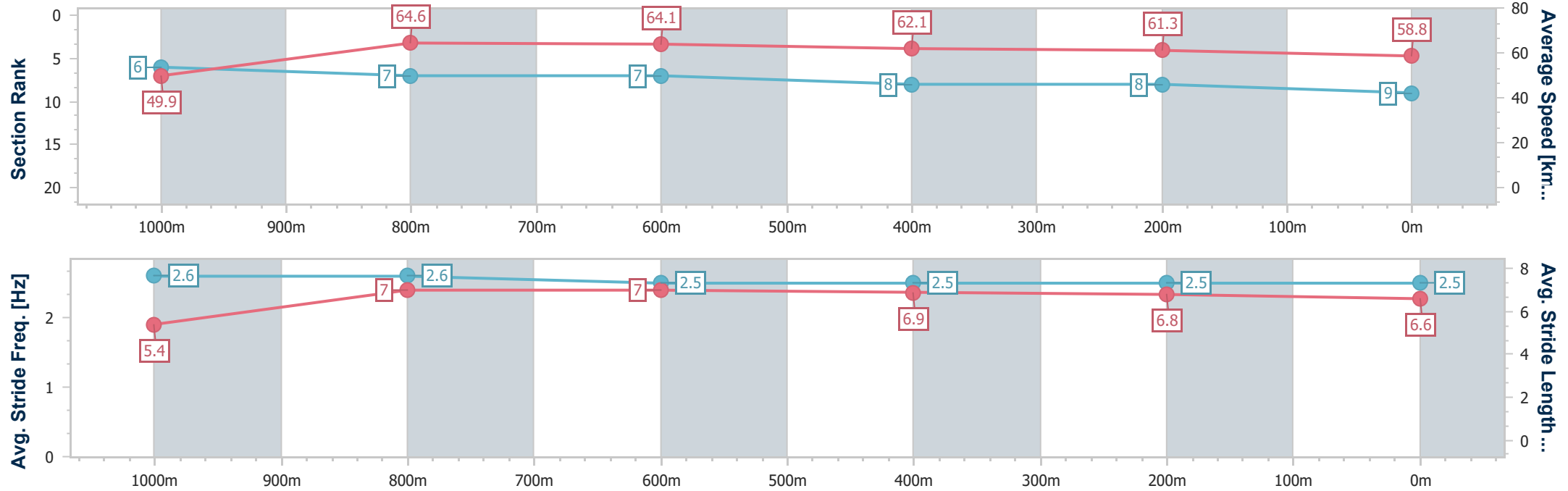
Race 2: LADBROKES FORM GENIUS Maiden Plate - 1100m

10 July 2025 - 13:31

Track Rating: Good 4, Weather: Fine, Rail Position: +0.5m 965m-400m, True Remainder



Section	Overall	1000m	800m	600m	400m	200m								
Section Times	1:05.83 [9] (0:07.25)	0:58.58 [6] (0:11.31)	0:47.27 [7] (0:11.33)	0:35.94 [7] (0:11.92)	0:24.02 [8] (0:11.81)	0:12.21 [8] (0:12.21)								
Average Speed [km/h]	49.9	64.6	64.1	62.1	61.3	58.8								
Top Speed [km/h]	62.8	65.8	65.6	64.0	61.9	61.0								
Avg. Dist. to Rail [m]	8.2	4.1	4.0	4.1	4.3	6.4								
Avg. Stride Freq. [Hz]	2.6	2.6	2.5	2.5	2.5	2.5								
Avg. Stride Length [m]	5.4	7.0	7.0	6.9	6.8	6.6								





Horse/Jockey Name	Miss Wrightly
Final Rank	10
Fastest Section Time (Section)	0:07.29 (Overall)
Top Speed [km/h] (Section)	65.5 (1000m)
Race State	Finished



GattonProfessional

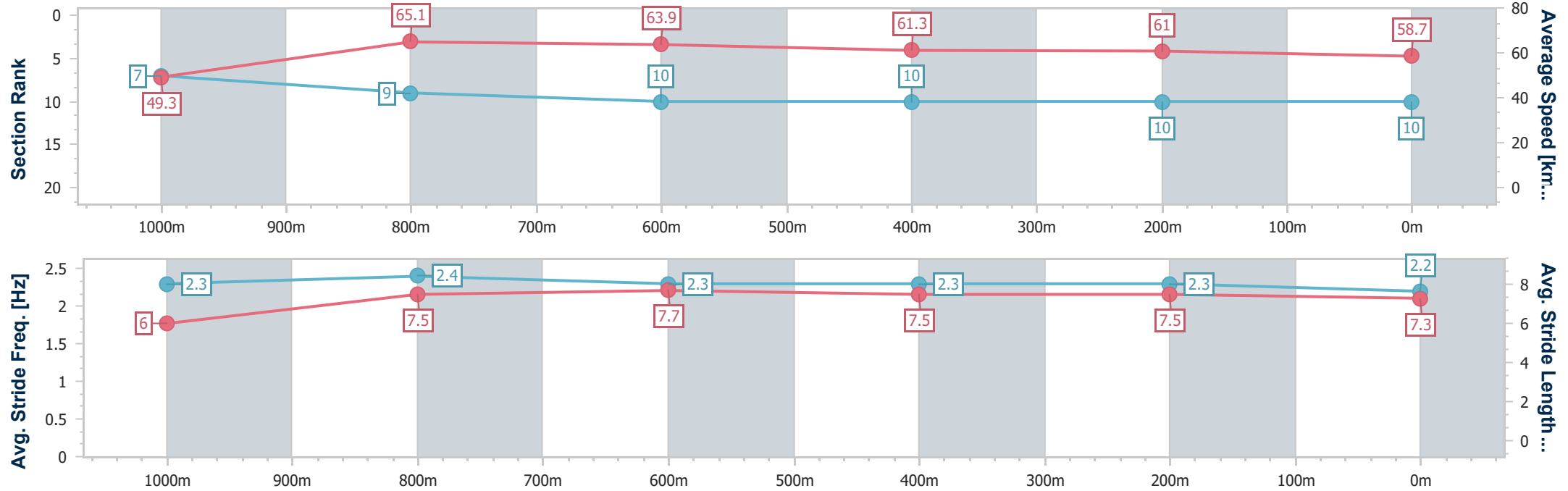
Race 2: LADBROKES FORM GENIUS Maiden Plate - 1100m

10 July 2025 - 13:31

Track Rating: Good 4, Weather: Fine, Rail Position: +0.5m 965m-400m, True Remainder



Section	Overall	1000m	800m	600m	400m	200m							
Section Times	1:06.24 [10] (0:07.29)	0:58.95 [7] (0:11.33)	0:47.62 [9] (0:11.40)	0:36.22 [10] (0:12.04)	0:24.18 [10] (0:11.93)	0:12.25 [10] (0:12.25)							
Average Speed [km/h]	49.3	65.1	63.9	61.3	61.0	58.7							
Top Speed [km/h]	62.2	65.5	64.7	64.6	61.8	60.4							
Avg. Dist. to Rail [m]	9.3	5.4	4.9	4.5	4.5	5.9							
Avg. Stride Freq. [Hz]	2.3	2.4	2.3	2.3	2.3	2.2							
Avg. Stride Length [m]	6.0	7.5	7.7	7.5	7.5	7.3							





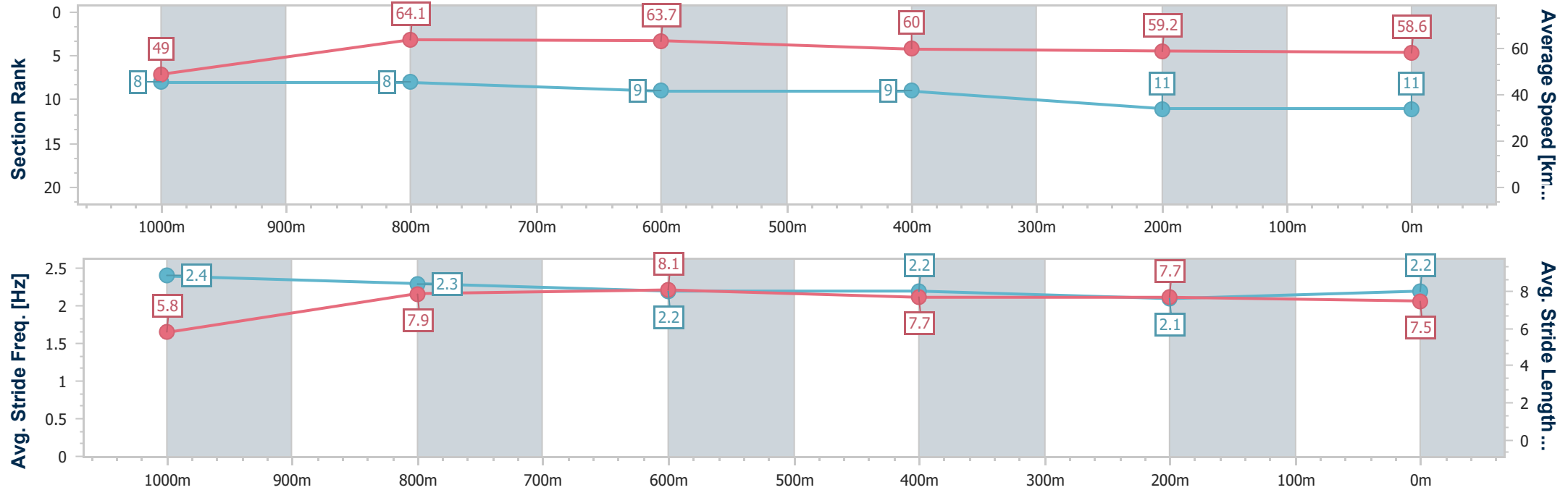
Horse/Jockey Name	Szabos Pride
Final Rank	11
Fastest Section Time (Section)	0:07.32 (Overall)
Top Speed [km/h] (Section)	64.9 (1000m)
Race State	Finished



GattonProfessional
Race 2: LADBROKES FORM GENIUS Maiden Plate - 1100m
10 July 2025 - 13:31
Track Rating: Good 4, Weather: Fine, Rail Position: +0.5m 965m-400m, True Remainder



Section	Overall	1000m	800m	600m	400m	200m							
Section Times	1:06.48 [11] (0:07.32)	0:59.16 [8] (0:11.25)	0:47.91 [8] (0:11.37)	0:36.54 [9] (0:12.05)	0:24.49 [9] (0:12.20)	0:12.29 [11] (0:12.29)							
Average Speed [km/h]	49.0	64.1	63.7	60.0	59.2	58.6							
Top Speed [km/h]	62.3	64.9	64.8	63.4	60.6	60.1							
Avg. Dist. to Rail [m]	3.3	0.9	0.8	1.5	1.7	2.3							
Avg. Stride Freq. [Hz]	2.4	2.3	2.2	2.2	2.1	2.2							
Avg. Stride Length [m]	5.8	7.9	8.1	7.7	7.7	7.5							





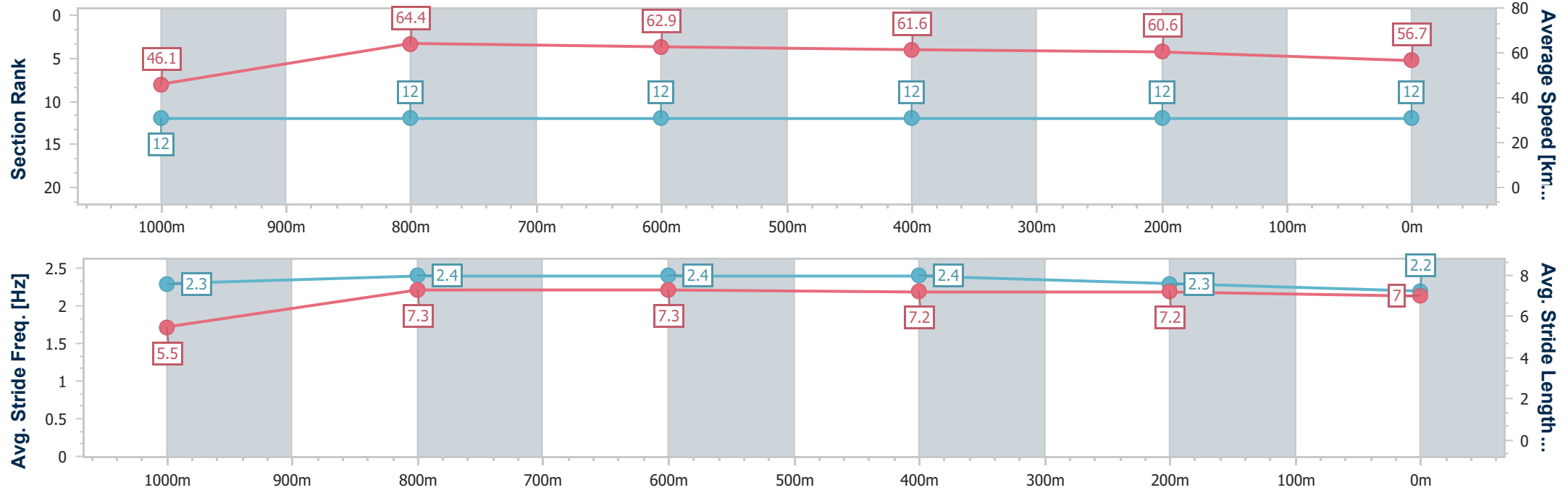
Horse/Jockey Name	Boho Belle
Final Rank	12
Fastest Section Time (Section)	0:07.81 (Overall)
Top Speed [km/h] (Section)	65.9 (1000m)
Race State	Finished



GattonProfessional
Race 2: LADBROKES FORM GENIUS Maiden Plate - 1100m
10 July 2025 - 13:31
Track Rating: Good 4, Weather: Fine, Rail Position: +0.5m 965m-400m, True Remainder



Section	Overall	1000m	800m	600m	400m	200m							
Section Times	1:07.12 [12] (0:07.81)	0:59.31 [12] (0:11.27)	0:48.04 [12] (0:11.51)	0:36.53 [12] (0:11.87)	0:24.66 [12] (0:11.91)	0:12.75 [12] (0:12.75)							
Average Speed [km/h]	46.1	64.4	62.9	61.6	60.6	56.7							
Top Speed [km/h]	60.0	65.9	64.8	63.1	62.5	59.6							
Avg. Dist. to Rail [m]	4.5	2.6	2.1	2.3	2.9	4.4							
Avg. Stride Freq. [Hz]	2.3	2.4	2.4	2.4	2.3	2.2							
Avg. Stride Length [m]	5.5	7.3	7.3	7.2	7.2	7.0							





GattonProfessional

Race 3: DRY JULY BENCHMARK 60 Handicap - 860m

10 July 2025 - 14:05



LOCKYER VALLEY
TURF CLUB

Track Rating: Good 4, Weather: Fine, Rail Position: +0.5m 965m-400m, True Remainder

Section						Overall	800m	600m	400m	200m			Last 600m	
Field Times						0:49.71 (0:05.09)	0:44.62 (0:10.53)	0:34.09 (0:11.10)	0:22.99 (0:11.19)	0:11.80 (0:11.80)			0:34.09	
Rank	TAB	Horse/Jockey	Barrier	Top Speed [km/h]	Fastest Section								Margin	Distance Travelled [m]
1	4	GOODES	2	70.0	0:05.13	0:49.71 [1]	0:44.58 [4]	0:33.98 [3]	0:22.79 [3]	0:11.80 [1]	0:49.71	0:33.98		
		Adin Thompson		800m	Overall	(0:05.13)	(0:10.60)	(0:11.19)	(0:10.99)	(0:11.80)				
2	6	MISS DE BLAAS	6	69.9	0:05.30	0:49.81 [2]	0:44.51 [6]	0:33.82 [7]	0:22.69 [7]	0:11.59 [5]	0.63L	0:33.82	+3	
		Kelsey Lenton		800m	Overall	(0:05.30)	(0:10.69)	(0:11.13)	(0:11.10)	(0:11.59)				
3	3	LOADED GUN	1	69.6	0:05.10	0:50.07 [3]	0:44.97 [3]	0:34.36 [2]	0:23.35 [1]	0:11.94 [2]	2.15L	0:34.36	-5	
		Jake Molloy		800m	Overall	(0:05.10)	(0:10.61)	(0:11.01)	(0:11.41)	(0:11.94)				
4	2	PUROSANGUE	3	69.7	0:05.41	0:50.14 [4]	0:44.73 [8]	0:34.18 [6]	0:23.12 [5]	0:11.80 [7]	2.55L	0:34.18	-7	
		Jai Williams		800m	Overall	(0:05.41)	(0:10.55)	(0:11.06)	(0:11.32)	(0:11.80)				
5	9	RIVA D'AMOR	4	70.3	0:05.15	0:50.35 [5]	0:45.20 [5]	0:34.49 [5]	0:23.34 [4]	0:12.15 [3]	3.78L	0:34.49	-3	
		Dan McGillivray		800m	Overall	(0:05.15)	(0:10.71)	(0:11.15)	(0:11.19)	(0:12.15)				
6	7	CHEEK TO CHEEK	5	71.3	0:05.09	0:50.36 [6]	0:45.27 [2]	0:34.74 [1]	0:23.55 [2]	0:12.15 [4]	3.88L	0:34.74	+3	
		Georgina Cartwright		800m	Overall	(0:05.09)	(0:10.53)	(0:11.19)	(0:11.40)	(0:12.15)				
7	10	HEAVENLY AZ	8	69.9	0:05.36	0:50.40 [7]	0:45.04 [7]	0:34.26 [8]	0:23.07 [9]	0:11.85 [9]	4.1L	0:34.26	+6	
		Nathan Thomas		800m	Overall	(0:05.36)	(0:10.78)	(0:11.19)	(0:11.22)	(0:11.85)				
8	5	MISHANI STORM	9	69.8	0:05.09	0:50.53 [8]	0:45.44 [1]	0:34.67 [4]	0:23.44 [6]	0:12.30 [6]	4.88L	0:34.67	+4	
		Les Tilley		800m	Overall	(0:05.09)	(0:10.77)	(0:11.23)	(0:11.14)	(0:12.30)				
9	8	ALBION SQUARE	7	70.5	0:05.47	0:50.72 [9]	0:45.25 [9]	0:34.51 [9]	0:23.51 [8]	0:12.23 [8]	5.95L	0:34.51	-3	
		Colleen Krahnen		800m	Overall	(0:05.47)	(0:10.74)	(0:11.00)	(0:11.28)	(0:12.23)				

Scratched: Gypsy Tricks (#1), Dawyn's Choice (#11), Mishani Devine (#12)



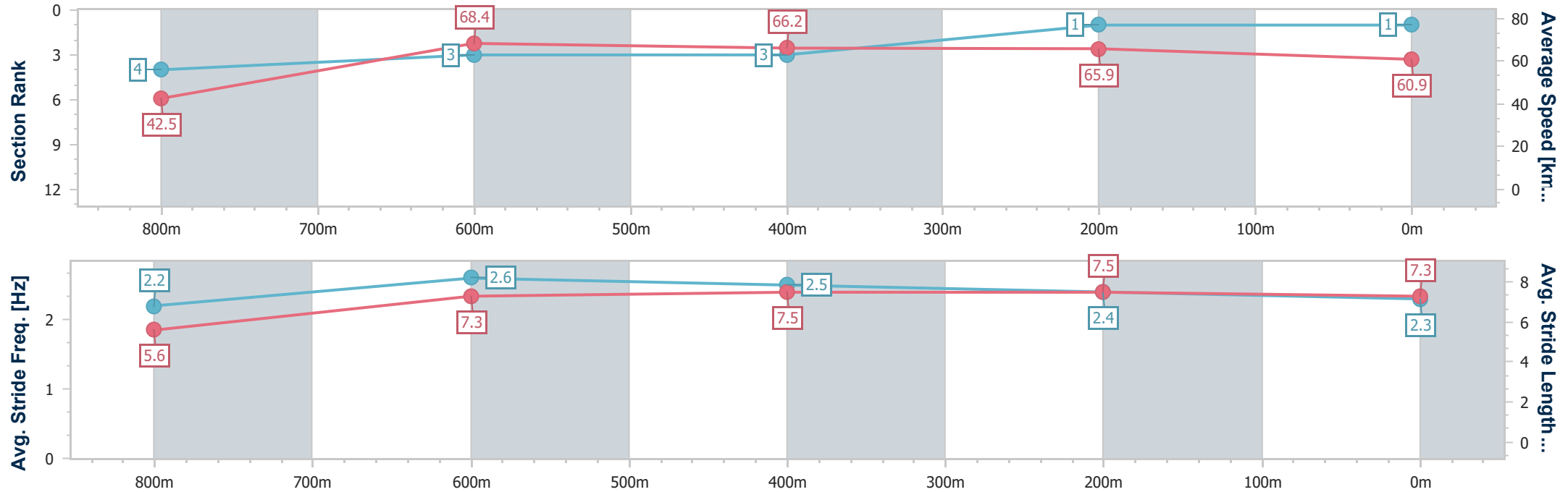
Horse/Jockey Name	Goodes
Final Rank	1
Fastest Section Time (Section)	0:05.13 (Overall)
Top Speed [km/h] (Section)	70.0 (800m)
Race State	Finished



GattonProfessional
 Race 3: DRY JULY BENCHMARK 60 Handicap - 860m
 10 July 2025 - 14:05
 Track Rating: Good 4, Weather: Fine, Rail Position: +0.5m 965m-400m, True Remainder



Section	Overall	800m	600m	400m	200m								
Section Times	0:49.71 [1] (0:05.13)	0:44.58 [4] (0:10.60)	0:33.98 [3] (0:11.19)	0:22.79 [3] (0:10.99)	0:11.80 [1] (0:11.80)								
Average Speed [km/h]	42.5	68.4	66.2	65.9	60.9								
Top Speed [km/h]	62.8	70.0	69.5	66.9	64.1								
Avg. Dist. to Rail [m]	5.5	2.8	4.4	3.3	3.1								
Avg. Stride Freq. [Hz]	2.2	2.6	2.5	2.4	2.3								
Avg. Stride Length [m]	5.6	7.3	7.5	7.5	7.3								





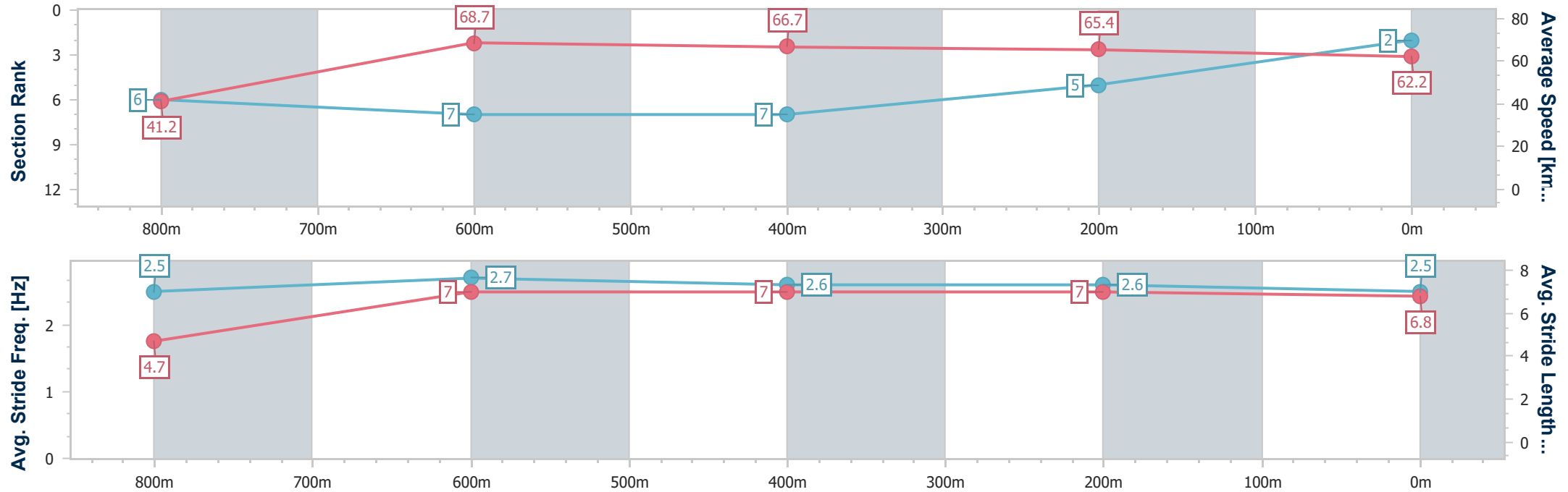
Horse/Jockey Name	Miss De Blaas
Final Rank	2
Fastest Section Time (Section)	0:05.30 (Overall)
Top Speed [km/h] (Section)	69.9 (800m)
Race State	Finished



GattonProfessional
Race 3: DRY JULY BENCHMARK 60 Handicap - 860m
10 July 2025 - 14:05
Track Rating: Good 4, Weather: Fine, Rail Position: +0.5m 965m-400m, True Remainder



Section	Overall	800m	600m	400m	200m														
Section Times	0:49.81 [2] (0:05.30)	0:44.51 [6] (0:10.69)	0:33.82 [7] (0:11.13)	0:22.69 [7] (0:11.10)	0:11.59 [5] (0:11.59)														
Average Speed [km/h]	41.2	68.7	66.7	65.4	62.2														
Top Speed [km/h]	61.9	69.9	68.7	66.8	64.4														
Avg. Dist. to Rail [m]	10.6	6.3	4.9	5.5	7.7														
Avg. Stride Freq. [Hz]	2.5	2.7	2.6	2.6	2.5														
Avg. Stride Length [m]	4.7	7.0	7.0	7.0	6.8														





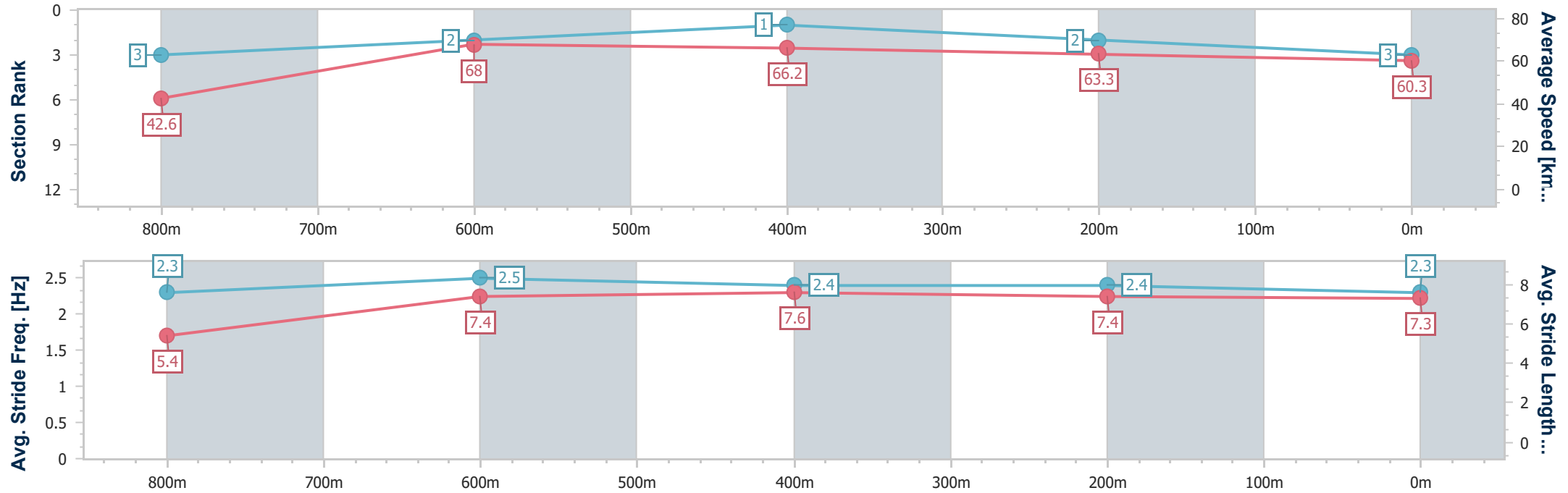
Horse/Jockey Name	Loaded Gun
Final Rank	3
Fastest Section Time (Section)	0:05.10 (Overall)
Top Speed [km/h] (Section)	69.6 (800m)
Race State	Finished



GattonProfessional
Race 3: DRY JULY BENCHMARK 60 Handicap - 860m
10 July 2025 - 14:05
Track Rating: Good 4, Weather: Fine, Rail Position: +0.5m 965m-400m, True Remainder



Section	Overall	800m	600m	400m	200m										
Section Times	0:50.07 [3] (0:05.10)	0:44.97 [3] (0:10.61)	0:34.36 [2] (0:11.01)	0:23.35 [1] (0:11.41)	0:11.94 [2] (0:11.94)										
Average Speed [km/h]	42.6	68.0	66.2	63.3	60.3										
Top Speed [km/h]	62.5	69.6	68.4	65.3	62.4										
Avg. Dist. to Rail [m]	4.5	1.0	1.6	3.0	4.1										
Avg. Stride Freq. [Hz]	2.3	2.5	2.4	2.4	2.3										
Avg. Stride Length [m]	5.4	7.4	7.6	7.4	7.3										





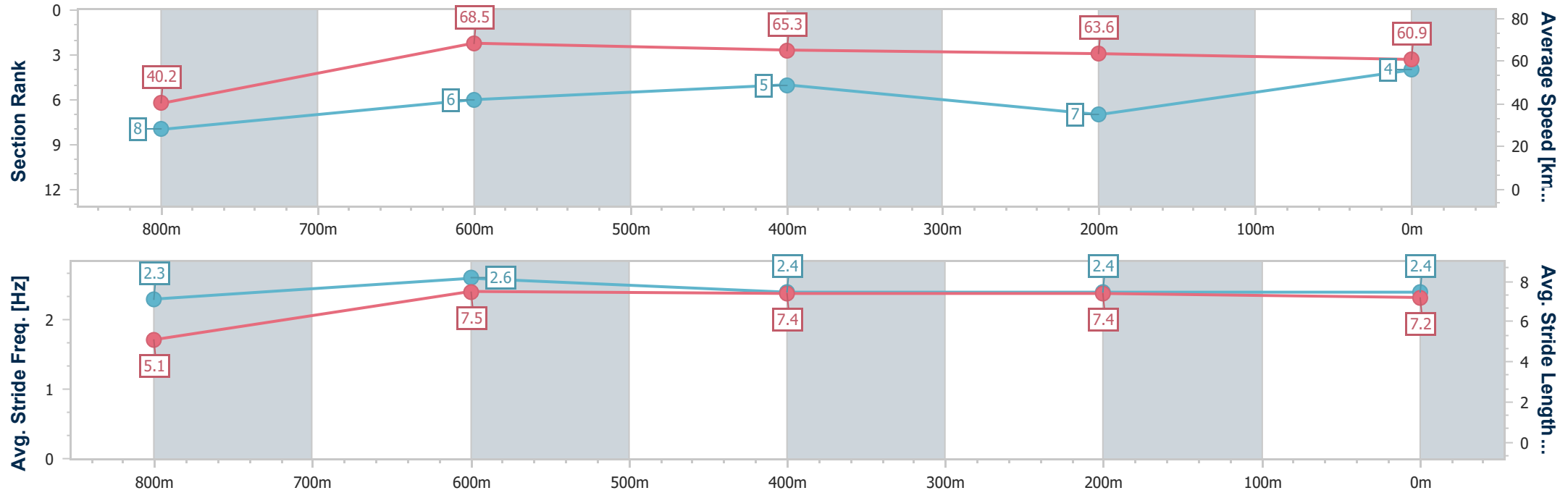
Horse/Jockey Name	Purosangue
Final Rank	4
Fastest Section Time (Section)	0:05.41 (Overall)
Top Speed [km/h] (Section)	69.7 (800m)
Race State	Finished



GattonProfessional
Race 3: DRY JULY BENCHMARK 60 Handicap - 860m
10 July 2025 - 14:05
Track Rating: Good 4, Weather: Fine, Rail Position: +0.5m 965m-400m, True Remainder



Section	Overall	800m	600m	400m	200m														
Section Times	0:50.14 [4] (0:05.41)	0:44.73 [8] (0:10.55)	0:34.18 [6] (0:11.06)	0:23.12 [5] (0:11.32)	0:11.80 [7] (0:11.80)														
Average Speed [km/h]	40.2	68.5	65.3	63.6	60.9														
Top Speed [km/h]	63.1	69.7	68.3	65.5	62.9														
Avg. Dist. to Rail [m]	6.2	1.2	0.8	1.3	4.1														
Avg. Stride Freq. [Hz]	2.3	2.6	2.4	2.4	2.4														
Avg. Stride Length [m]	5.1	7.5	7.4	7.4	7.2														





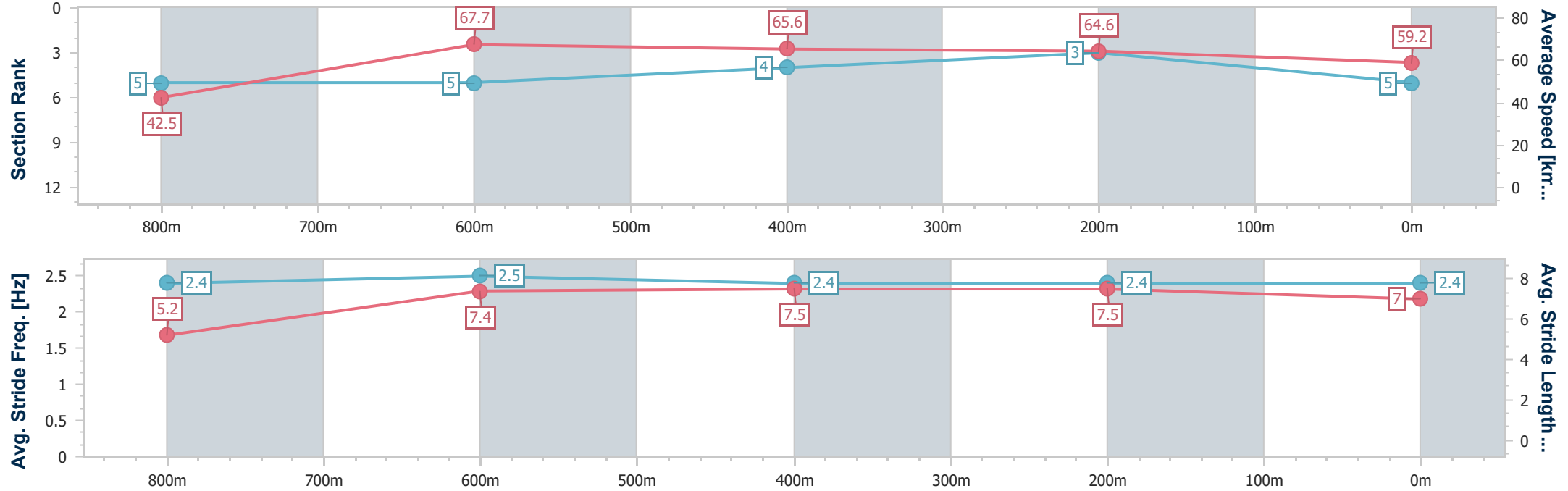
Horse/Jockey Name	Riva D'amor
Final Rank	5
Fastest Section Time (Section)	0:05.15 (Overall)
Top Speed [km/h] (Section)	70.3 (800m)
Race State	Finished



GattonProfessional
Race 3: DRY JULY BENCHMARK 60 Handicap - 860m
10 July 2025 - 14:05
Track Rating: Good 4, Weather: Fine, Rail Position: +0.5m 965m-400m, True Remainder



Section	Overall	800m	600m	400m	200m														
Section Times	0:50.35 [5] (0:05.15)	0:45.20 [5] (0:10.71)	0:34.49 [5] (0:11.15)	0:23.34 [4] (0:11.19)	0:12.15 [3] (0:12.15)														
Average Speed [km/h]	42.5	67.7	65.6	64.6	59.2														
Top Speed [km/h]	61.8	70.3	68.6	65.9	63.4														
Avg. Dist. to Rail [m]	7.9	3.4	2.7	2.7	5.2														
Avg. Stride Freq. [Hz]	2.4	2.5	2.4	2.4	2.4														
Avg. Stride Length [m]	5.2	7.4	7.5	7.5	7.0														





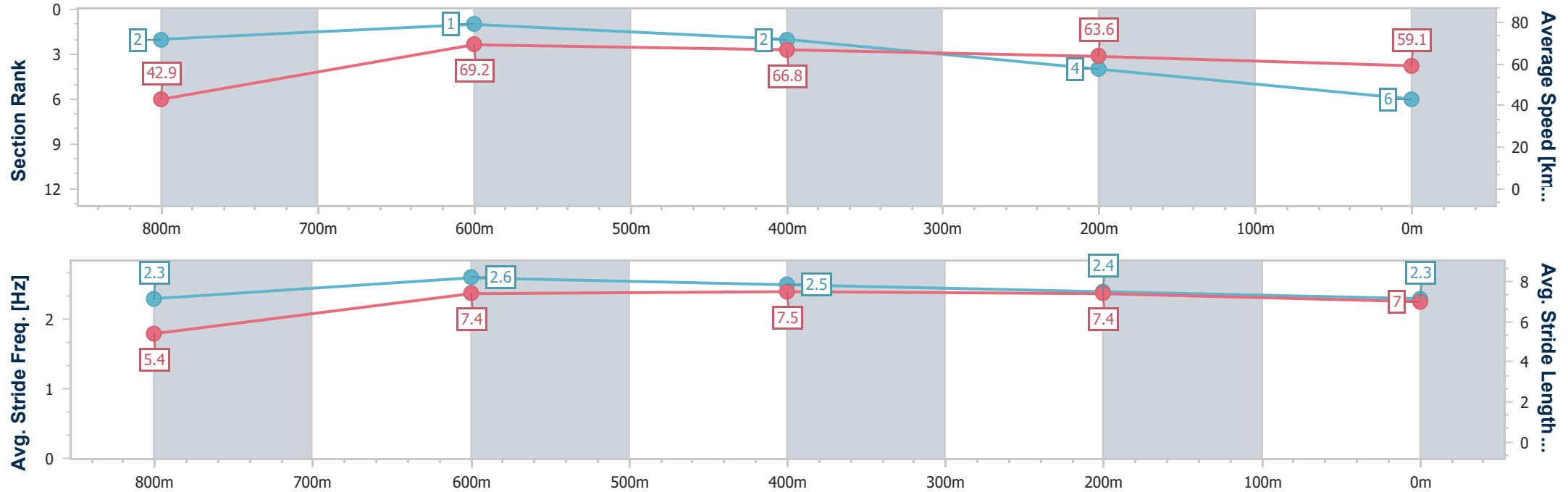
Horse/Jockey Name	Cheek To Cheek
Final Rank	6
Fastest Section Time (Section)	0:05.09 (Overall)
Top Speed [km/h] (Section)	71.3 (800m)
Race State	Finished



GattonProfessional
Race 3: DRY JULY BENCHMARK 60 Handicap - 860m
10 July 2025 - 14:05
Track Rating: Good 4, Weather: Fine, Rail Position: +0.5m 965m-400m, True Remainder



Section	Overall	800m	600m	400m	200m														
Section Times	0:50.36 [6] (0:05.09)	0:45.27 [2] (0:10.53)	0:34.74 [1] (0:11.19)	0:23.55 [2] (0:11.40)	0:12.15 [4] (0:12.15)														
Average Speed [km/h]	42.9	69.2	66.8	63.6	59.1														
Top Speed [km/h]	61.6	71.3	68.4	65.2	62.8														
Avg. Dist. to Rail [m]	9.2	5.3	5.5	4.3	6.5														
Avg. Stride Freq. [Hz]	2.3	2.6	2.5	2.4	2.3														
Avg. Stride Length [m]	5.4	7.4	7.5	7.4	7.0														





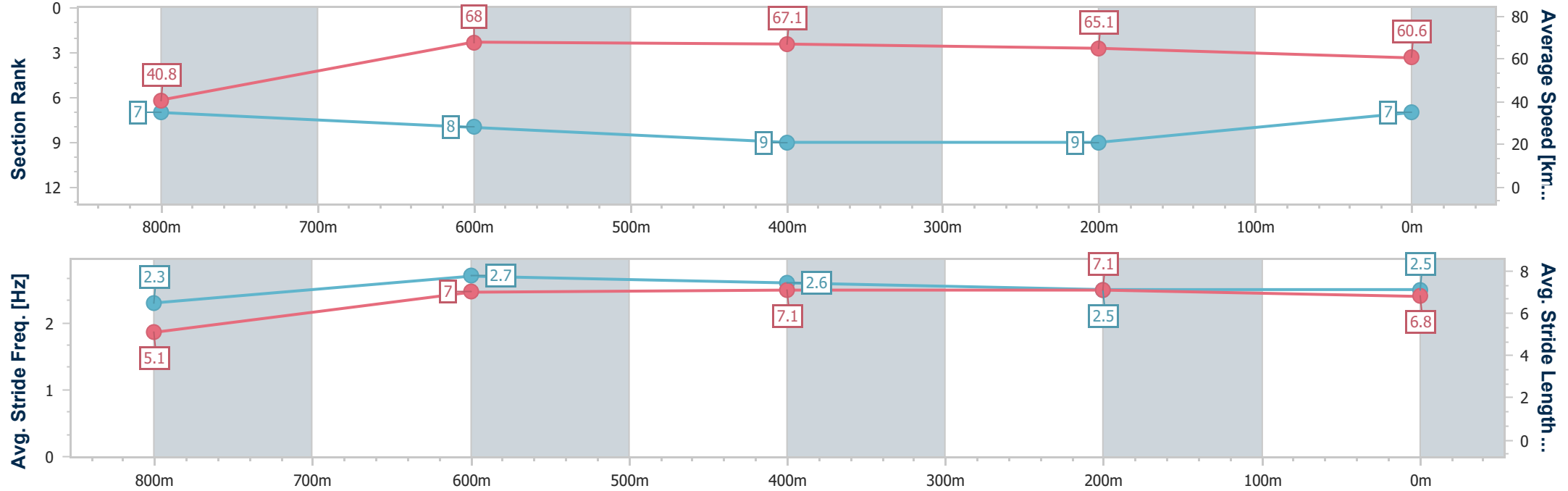
Horse/Jockey Name	Heavenly Az
Final Rank	7
Fastest Section Time (Section)	0:05.36 (Overall)
Top Speed [km/h] (Section)	69.9 (800m)
Race State	Finished



GattonProfessional
Race 3: DRY JULY BENCHMARK 60 Handicap - 860m
10 July 2025 - 14:05
Track Rating: Good 4, Weather: Fine, Rail Position: +0.5m 965m-400m, True Remainder



Section	Overall	800m	600m	400m	200m														
Section Times	0:50.40 [7] (0:05.36)	0:45.04 [7] (0:10.78)	0:34.26 [8] (0:11.19)	0:23.07 [9] (0:11.22)	0:11.85 [9] (0:11.85)														
Average Speed [km/h]	40.8	68.0	67.1	65.1	60.6														
Top Speed [km/h]	61.5	69.9	69.9	66.5	65.0														
Avg. Dist. to Rail [m]	11.7	6.9	6.9	7.3	12.2														
Avg. Stride Freq. [Hz]	2.3	2.7	2.6	2.5	2.5														
Avg. Stride Length [m]	5.1	7.0	7.1	7.1	6.8														





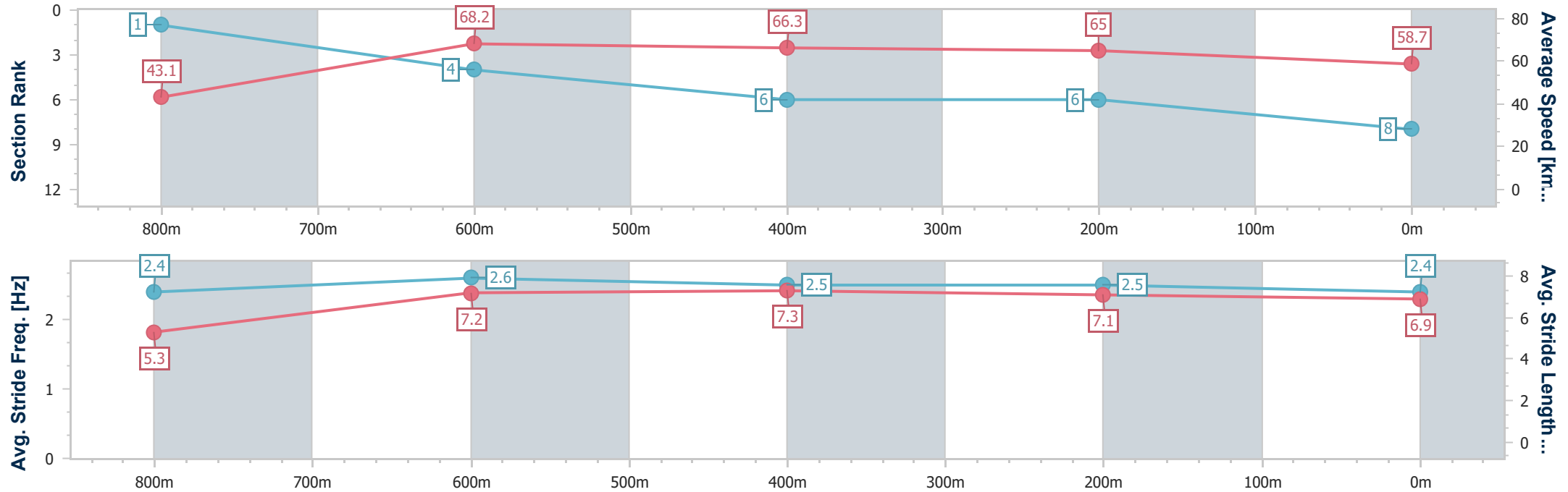
Horse/Jockey Name	Mishani Storm
Final Rank	8
Fastest Section Time (Section)	0:05.09 (Overall)
Top Speed [km/h] (Section)	69.8 (800m)
Race State	Finished



GattonProfessional
Race 3: DRY JULY BENCHMARK 60 Handicap - 860m
10 July 2025 - 14:05
Track Rating: Good 4, Weather: Fine, Rail Position: +0.5m 965m-400m, True Remainder



Section	Overall	800m	600m	400m	200m										
Section Times	0:50.53 [8] (0:05.09)	0:45.44 [1] (0:10.77)	0:34.67 [4] (0:11.23)	0:23.44 [6] (0:11.14)	0:12.30 [6] (0:12.30)										
Average Speed [km/h]	43.1	68.2	66.3	65.0	58.7										
Top Speed [km/h]	62.2	69.8	68.7	67.6	61.3										
Avg. Dist. to Rail [m]	13.0	7.1	5.5	5.2	7.6										
Avg. Stride Freq. [Hz]	2.4	2.6	2.5	2.5	2.4										
Avg. Stride Length [m]	5.3	7.2	7.3	7.1	6.9										





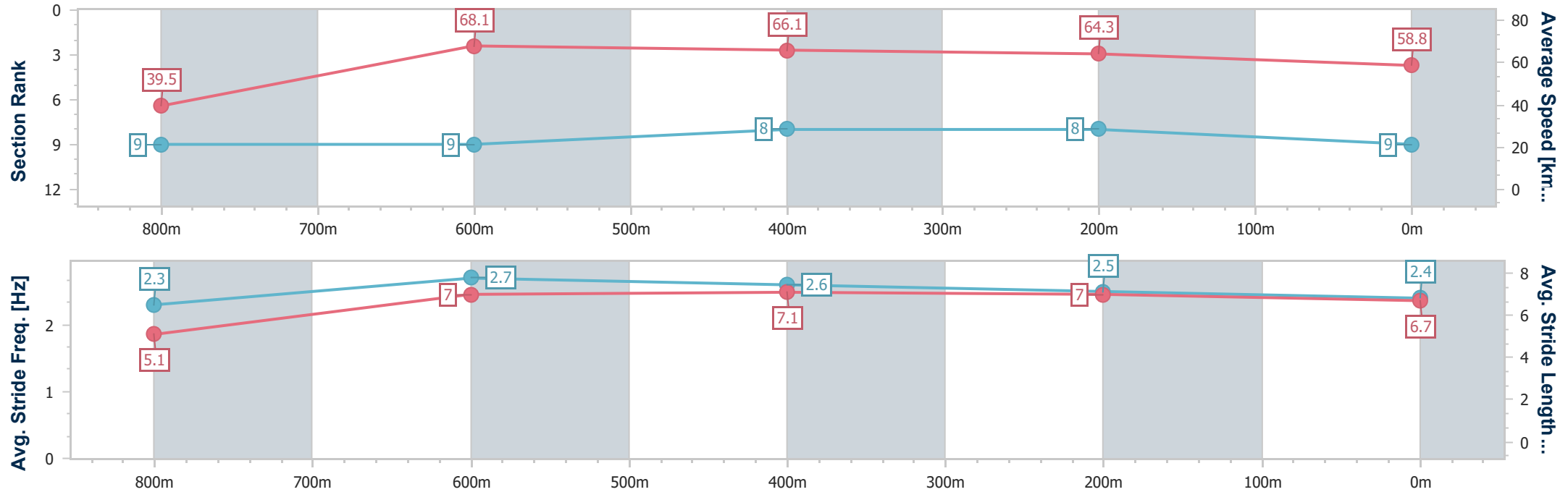
Horse/Jockey Name	Albion Square
Final Rank	9
Fastest Section Time (Section)	0:05.47 (Overall)
Top Speed [km/h] (Section)	70.5 (800m)
Race State	Finished



GattonProfessional
Race 3: DRY JULY BENCHMARK 60 Handicap - 860m
10 July 2025 - 14:05
Track Rating: Good 4, Weather: Fine, Rail Position: +0.5m 965m-400m, True Remainder



Section	Overall	800m	600m	400m	200m									
Section Times	0:50.72 [9] (0:05.47)	0:45.25 [9] (0:10.74)	0:34.51 [9] (0:11.00)	0:23.51 [8] (0:11.28)	0:12.23 [8] (0:12.23)									
Average Speed [km/h]	39.5	68.1	66.1	64.3	58.8									
Top Speed [km/h]	60.1	70.5	69.8	66.5	63.6									
Avg. Dist. to Rail [m]	10.9	4.5	2.0	5.1	10.3									
Avg. Stride Freq. [Hz]	2.3	2.7	2.6	2.5	2.4									
Avg. Stride Length [m]	5.1	7.0	7.1	7.0	6.7									





GattonProfessional
Race 4: TEMPORARY FENCING & BARRIER HIRE (TFB) QTIS 3-Y-O
BENCHMARK 60 Handicap - 1400m
10 July 2025 - 14:42



LOCKYER VALLEY
TURF CLUB

Track Rating: Good 4, Weather: Fine, Rail Position: +0.5m 965m-400m, True Remainder

Section		Overall				1200m	1000m	800m	600m	400m	Last 600m	
Field Times		1:23.38				1:10.93	1:00.11	0:48.54	0:36.17	0:23.76	0:36.17	
		(0:12.45)				(0:10.82)	(0:11.57)	(0:12.37)	(0:12.41)	(0:11.84)		
Rank	TAB	Horse/Jockey	Barrier	Top Speed [km/h]	Fastest Section							Distance Travelled [m]
1	1	HEAVENLY LOVE	1	69.3	0:11.07	1:23.38 [1]	1:10.58 [6]	0:59.51 [6]	0:47.84 [6]	0:35.72 [6]	0:23.49 [5]	0:35.72
		Tiffani Brooker		1200m	1200m	(0:12.80)	(0:11.07)	(0:11.67)	(0:12.12)	(0:12.23)	(0:11.67)	
2	5	RED FEATHER BOA	4	70.2	0:10.85	1:23.65 [2]	1:11.20 [1]	1:00.35 [2]	0:48.68 [2]	0:36.44 [1]	0:24.03 [1]	0:36.44 -1
		Georgina Cartwright		1200m	1200m	(0:12.45)	(0:10.85)	(0:11.67)	(0:12.24)	(0:12.41)	(0:11.84)	
3	10	FENDBAR	5	68.8	0:11.17	1:23.68 [3]	1:11.07 [5]	0:59.90 [5]	0:48.32 [5]	0:36.32 [3]	0:24.05 [2]	0:36.32 +11
		Justin Stanley		Overall	1200m	(0:12.61)	(0:11.17)	(0:11.58)	(0:12.00)	(0:12.27)	(0:11.85)	
4	4	FOR BETTER	2	68.8	0:11.04	1:23.72 [4]	1:11.18 [4]	1:00.14 [4]	0:48.54 [3]	0:36.24 [5]	0:23.78 [6]	0:36.24 -2
		Cejay Graham		Overall	1200m	(0:12.54)	(0:11.04)	(0:11.60)	(0:12.30)	(0:12.46)	(0:11.70)	
5	6	PROPOSE	3	69.6	0:11.12	1:24.19 [5]	1:11.22 [7]	1:00.10 [7]	0:48.48 [7]	0:36.41 [7]	0:24.12 [7]	0:36.41 +6
		Les Tilley		1200m	1200m	(0:12.97)	(0:11.12)	(0:11.62)	(0:12.07)	(0:12.29)	(0:11.84)	
6	7	BLAKEMORE AVENUE	7	70.1	0:11.06	1:24.29 [6]	1:11.81 [3]	1:00.75 [3]	0:49.09 [4]	0:36.83 [4]	0:24.59 [3]	0:36.83 +3
		Damien Thornton		Overall	1200m	(0:12.48)	(0:11.06)	(0:11.66)	(0:12.26)	(0:12.24)	(0:11.87)	
7	9	LUCKY NEKO	8	71.0	0:10.80	1:24.32 [7]	1:11.85 [2]	1:01.05 [1]	0:49.48 [1]	0:37.11 [2]	0:24.61 [4]	0:37.11 -1
		Jett Newman		Overall	1200m	(0:12.47)	(0:10.80)	(0:11.57)	(0:12.37)	(0:12.50)	(0:12.00)	
8	2	HEROIC BEACH	6	68.6	0:11.39	1:25.18 [8]	1:12.19 [8]	1:00.80 [8]	0:49.30 [8]	0:37.11 [8]	0:24.63 [8]	0:37.11 -1
		Kelsey Lenton		Overall	1200m	(0:12.99)	(0:11.39)	(0:11.50)	(0:12.19)	(0:12.48)	(0:11.95)	

Scratched: Aquatier (#3), Fully Subscribed (#8)



GattonProfessional
Race 4: TEMPORARY FENCING & BARRIER HIRE (TFB) QTIS 3-Y-O
BENCHMARK 60 Handicap - 1400m
10 July 2025 - 14:42



Track Rating: Good 4, Weather: Fine, Rail Position: +0.5m 965m-400m, True Remainder

Section Field Times						200m 0:11.92 (0:11.92)	Last 600m 0:36.17		
Rank	TAB	Horse/Jockey	Barrier	Top Speed [km/h]	Fastest Section	Margin		Distance Travelled [m]	
1	1	HEAVENLY LOVE	1	69.3	0:11.07	0:11.82 [3]	1:23.38	0:35.72	
		Tiffani Brooker		1200m	1200m	(0:11.82)			
2	5	RED FEATHER BOA	4	70.2	0:10.85	0:12.19 [1]	1.59L	0:36.44 -1	
		Georgina Cartwright		1200m	1200m	(0:12.19)			
3	10	FENDBAR	5	68.8	0:11.17	0:12.20 [2]	1.77L	0:36.32 +11	
		Justin Stanley		Overall	1200m	(0:12.20)			
4	4	FOR BETTER	2	68.8	0:11.04	0:12.08 [5]	2.02L	0:36.24 -2	
		Cejay Graham		Overall	1200m	(0:12.08)			
5	6	PROPOSE	3	69.6	0:11.12	0:12.28 [7]	4.74L	0:36.41 +6	
		Les Tilley		1200m	1200m	(0:12.28)			
6	7	BLAKEMORE AVENUE	7	70.1	0:11.06	0:12.72 [4]	5.37L	0:36.83 +3	
		Damien Thornton		Overall	1200m	(0:12.72)			
7	9	LUCKY NEKO	8	71.0	0:10.80	0:12.61 [6]	5.54L	0:37.11 -1	
		Jett Newman		Overall	1200m	(0:12.61)			
8	2	HEROIC BEACH	6	68.6	0:11.39	0:12.68 [8]	10.58L	0:37.11 -1	
		Kelsey Lenton		Overall	1200m	(0:12.68)			

Scratched: Aquatier (#3), Fully Subscribed (#8)



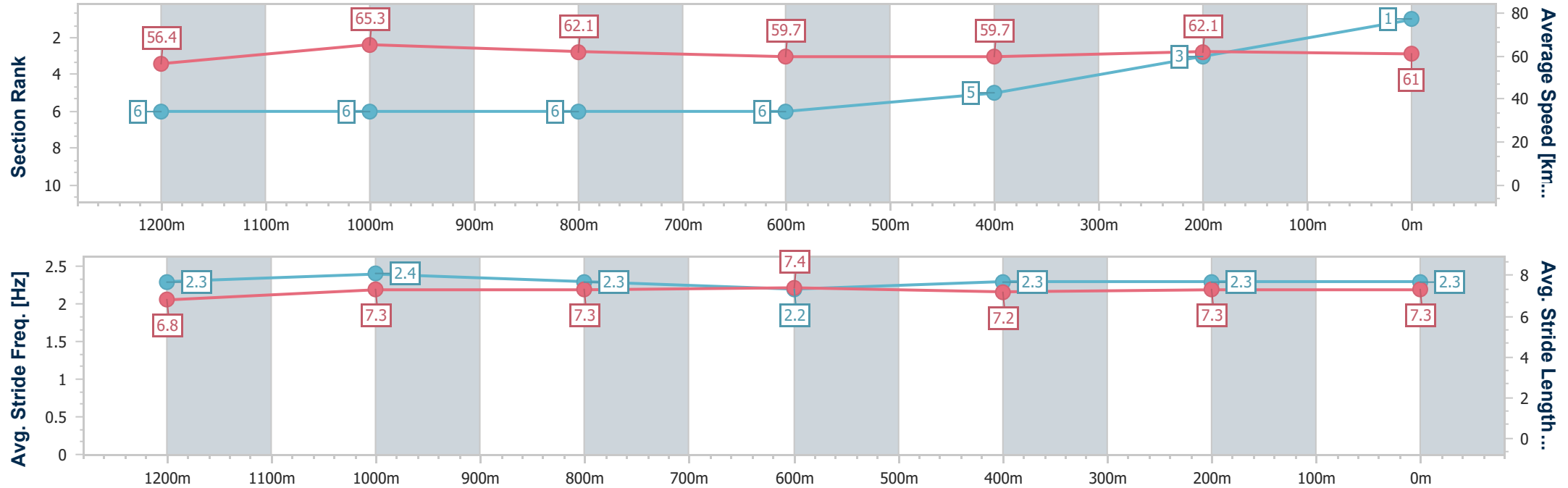
Horse/Jockey Name	Heavenly Love
Final Rank	1
Fastest Section Time (Section)	0:11.07 (1200m)
Top Speed [km/h] (Section)	69.3 (1200m)
Race State	Finished



GattonProfessional
Race 4: TEMPORARY FENCING & BARRIER HIRE (TFB) QTIS 3
-Y-O BENCHMARK 60 Handicap - 1400m
10 July 2025 - 14:42
Track Rating: Good 4, Weather: Fine, Rail Position: +0.5m 965m-400m, True Remainder



Section	Overall	1200m	1000m	800m	600m	400m	200m						
Section Times	1:23.38 [1] (0:12.80)	1:10.58 [6] (0:11.07)	0:59.51 [6] (0:11.67)	0:47.84 [6] (0:12.12)	0:35.72 [6] (0:12.23)	0:23.49 [5] (0:11.67)	0:11.82 [3] (0:11.82)						
Average Speed [km/h]	56.4	65.3	62.1	59.7	59.7	62.1	61.0						
Top Speed [km/h]	69.3	69.3	64.7	61.7	60.4	63.5	62.6						
Avg. Dist. to Rail [m]	1.1	1.2	1.4	1.6	2.7	4.5	7.3						
Avg. Stride Freq. [Hz]	2.3	2.4	2.3	2.2	2.3	2.3	2.3						
Avg. Stride Length [m]	6.8	7.3	7.3	7.4	7.2	7.3	7.3						





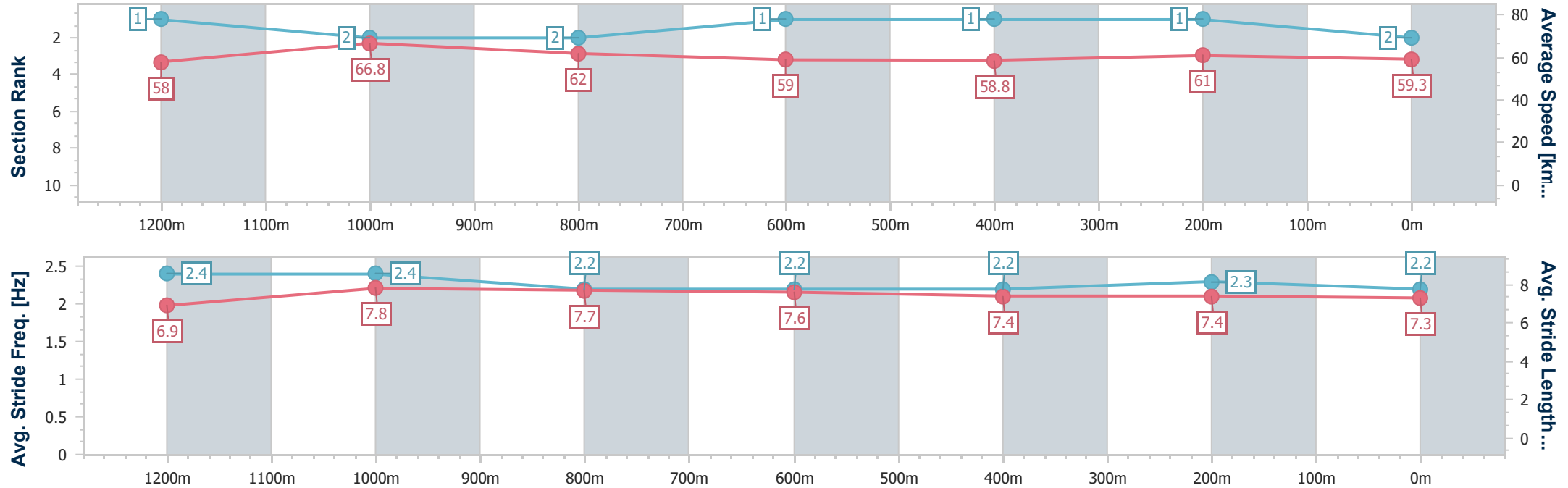
Horse/Jockey Name	Red Feather Boa
Final Rank	2
Fastest Section Time (Section)	0:10.85 (1200m)
Top Speed [km/h] (Section)	70.2 (1200m)
Race State	Finished



GattonProfessional
Race 4: TEMPORARY FENCING & BARRIER HIRE (TFB) QTIS 3
-Y-O BENCHMARK 60 Handicap - 1400m
10 July 2025 - 14:42
Track Rating: Good 4, Weather: Fine, Rail Position: +0.5m 965m-400m, True Remainder



Section	Overall	1200m	1000m	800m	600m	400m	200m						
Section Times	1:23.65 [2] (0:12.45)	1:11.20 [1] (0:10.85)	1:00.35 [2] (0:11.67)	0:48.68 [2] (0:12.24)	0:36.44 [1] (0:12.41)	0:24.03 [1] (0:11.84)	0:12.19 [1] (0:12.19)						
Average Speed [km/h]	58.0	66.8	62.0	59.0	58.8	61.0	59.3						
Top Speed [km/h]	70.0	70.2	64.7	60.9	60.6	62.4	61.2						
Avg. Dist. to Rail [m]	3.8	0.9	1.5	2.2	1.8	3.0	3.5						
Avg. Stride Freq. [Hz]	2.4	2.4	2.2	2.2	2.2	2.3	2.2						
Avg. Stride Length [m]	6.9	7.8	7.7	7.6	7.4	7.4	7.3						





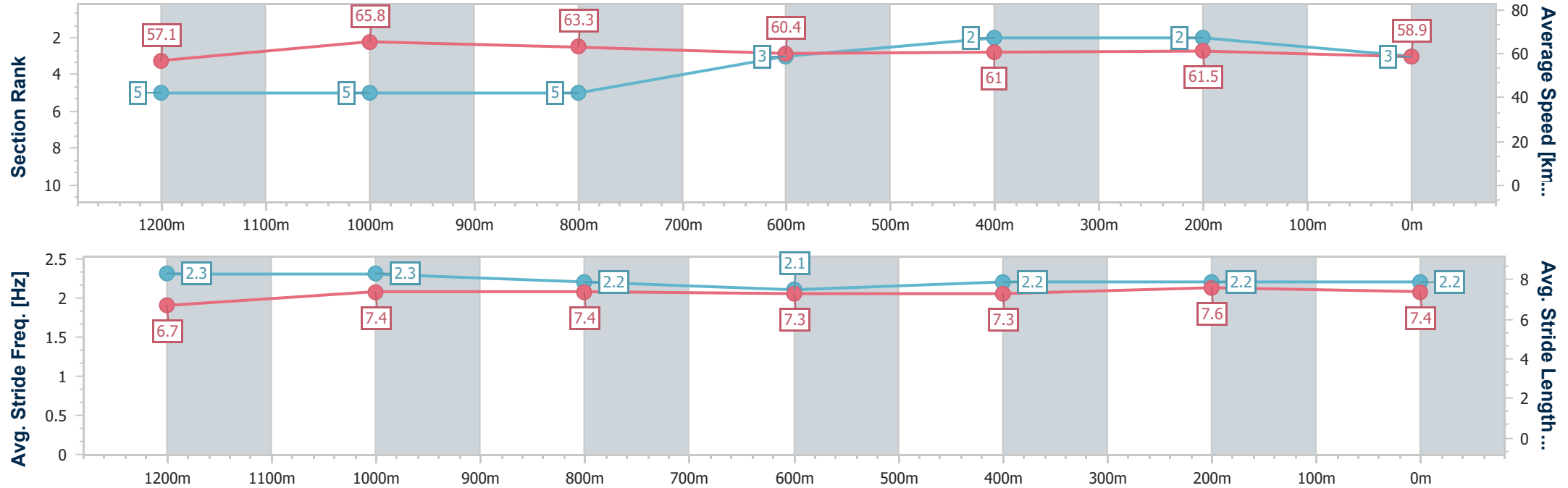
Horse/Jockey Name	Fendbar
Final Rank	3
Fastest Section Time (Section)	0:11.17 (1200m)
Top Speed [km/h] (Section)	68.8 (Overall)
Race State	Finished



GattonProfessional
Race 4: TEMPORARY FENCING & BARRIER HIRE (TFB) QTIS 3
-Y-O BENCHMARK 60 Handicap - 1400m
10 July 2025 - 14:42
Track Rating: Good 4, Weather: Fine, Rail Position: +0.5m 965m-400m, True Remainder



Section	Overall	1200m	1000m	800m	600m	400m	200m						
Section Times	1:23.68 [3] (0:12.61)	1:11.07 [5] (0:11.17)	0:59.90 [5] (0:11.58)	0:48.32 [5] (0:12.00)	0:36.32 [3] (0:12.27)	0:24.05 [2] (0:11.85)	0:12.20 [2] (0:12.20)						
Average Speed [km/h]	57.1	65.8	63.3	60.4	61.0	61.5	58.9						
Top Speed [km/h]	68.8	68.5	64.9	61.8	61.7	62.4	60.4						
Avg. Dist. to Rail [m]	4.4	3.3	3.6	4.1	6.0	6.1	7.1						
Avg. Stride Freq. [Hz]	2.3	2.3	2.2	2.1	2.2	2.2	2.2						
Avg. Stride Length [m]	6.7	7.4	7.4	7.3	7.3	7.6	7.4						





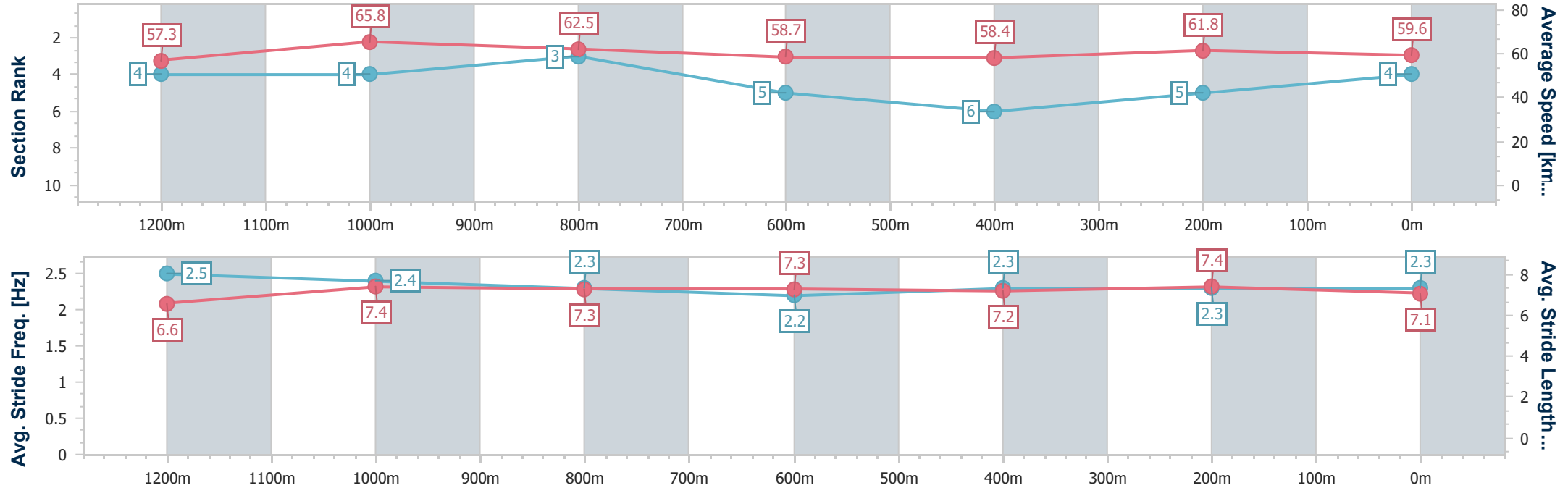
Horse/Jockey Name	For Better
Final Rank	4
Fastest Section Time (Section)	0:11.04 (1200m)
Top Speed [km/h] (Section)	68.8 (Overall)
Race State	Finished



GattonProfessional
Race 4: TEMPORARY FENCING & BARRIER HIRE (TFB) QTIS 3
-Y-O BENCHMARK 60 Handicap - 1400m
10 July 2025 - 14:42
Track Rating: Good 4, Weather: Fine, Rail Position: +0.5m 965m-400m, True Remainder



Section	Overall	1200m	1000m	800m	600m	400m	200m						
Section Times	1:23.72 [4] (0:12.54)	1:11.18 [4] (0:11.04)	1:00.14 [4] (0:11.60)	0:48.54 [3] (0:12.30)	0:36.24 [5] (0:12.46)	0:23.78 [6] (0:11.70)	0:12.08 [5] (0:12.08)						
Average Speed [km/h]	57.3	65.8	62.5	58.7	58.4	61.8	59.6						
Top Speed [km/h]	68.8	68.6	65.3	61.7	61.1	62.9	60.7						
Avg. Dist. to Rail [m]	2.4	1.1	1.4	1.3	1.8	2.3	1.8						
Avg. Stride Freq. [Hz]	2.5	2.4	2.3	2.2	2.3	2.3	2.3						
Avg. Stride Length [m]	6.6	7.4	7.3	7.3	7.2	7.4	7.1						





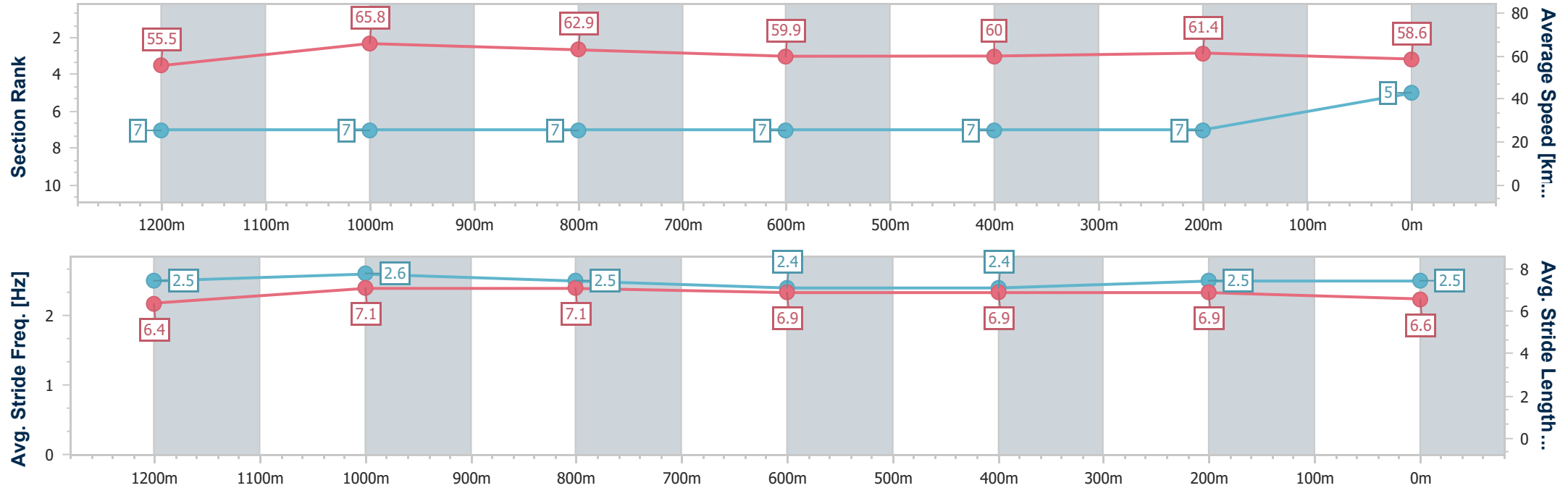
Horse/Jockey Name	Propose
Final Rank	5
Fastest Section Time (Section)	0:11.12 (1200m)
Top Speed [km/h] (Section)	69.6 (1200m)
Race State	Finished



GattonProfessional
Race 4: TEMPORARY FENCING & BARRIER HIRE (TFB) QTIS 3
-Y-O BENCHMARK 60 Handicap - 1400m
10 July 2025 - 14:42
Track Rating: Good 4, Weather: Fine, Rail Position: +0.5m 965m-400m, True Remainder



Section	Overall	1200m	1000m	800m	600m	400m	200m						
Section Times	1:24.19 [5] (0:12.97)	1:11.22 [7] (0:11.12)	1:00.10 [7] (0:11.62)	0:48.48 [7] (0:12.07)	0:36.41 [7] (0:12.29)	0:24.12 [7] (0:11.84)	0:12.28 [7] (0:12.28)						
Average Speed [km/h]	55.5	65.8	62.9	59.9	60.0	61.4	58.6						
Top Speed [km/h]	69.5	69.6	65.3	61.4	61.1	62.4	60.8						
Avg. Dist. to Rail [m]	2.5	2.4	3.5	2.6	3.6	5.0	8.3						
Avg. Stride Freq. [Hz]	2.5	2.6	2.5	2.4	2.4	2.5	2.5						
Avg. Stride Length [m]	6.4	7.1	7.1	6.9	6.9	6.9	6.6						





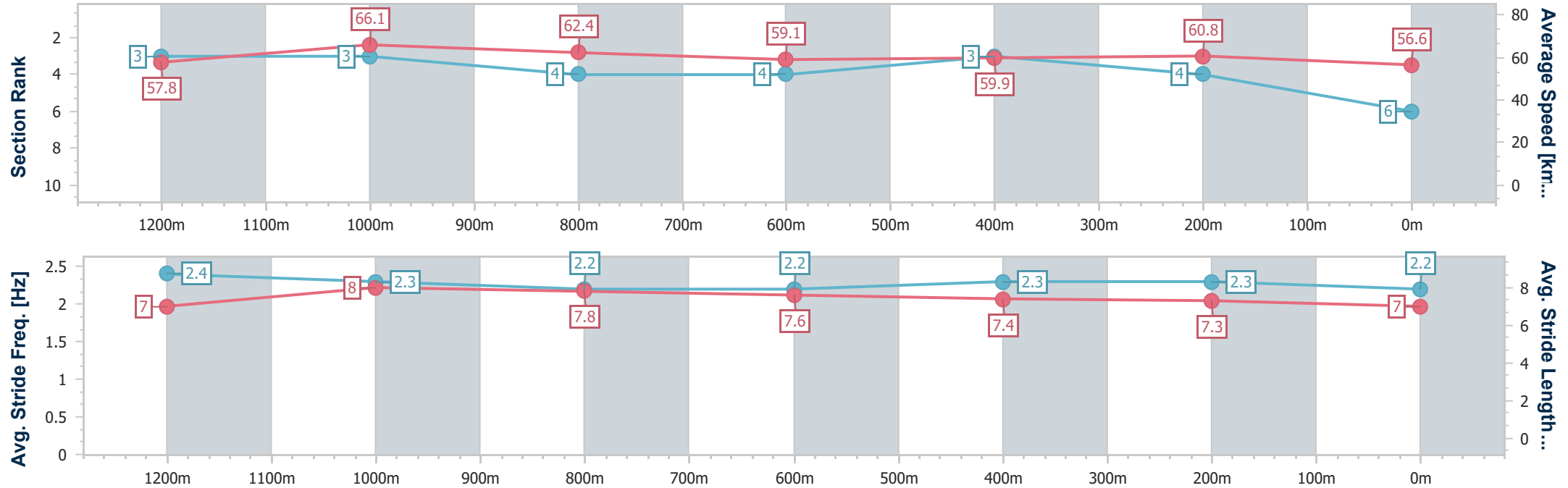
Horse/Jockey Name	Blakemore Avenue
Final Rank	6
Fastest Section Time (Section)	0:11.06 (1200m)
Top Speed [km/h] (Section)	70.1 (Overall)
Race State	Finished



GattonProfessional
Race 4: TEMPORARY FENCING & BARRIER HIRE (TFB) QTIS 3
-Y-O BENCHMARK 60 Handicap - 1400m
10 July 2025 - 14:42
Track Rating: Good 4, Weather: Fine, Rail Position: +0.5m 965m-400m, True Remainder



Section	Overall	1200m	1000m	800m	600m	400m	200m						
Section Times	1:24.29 [6] (0:12.48)	1:11.81 [3] (0:11.06)	1:00.75 [3] (0:11.66)	0:49.09 [4] (0:12.26)	0:36.83 [4] (0:12.24)	0:24.59 [3] (0:11.87)	0:12.72 [4] (0:12.72)						
Average Speed [km/h]	57.8	66.1	62.4	59.1	59.9	60.8	56.6						
Top Speed [km/h]	70.1	69.8	64.9	60.9	60.8	62.4	59.3						
Avg. Dist. to Rail [m]	6.7	2.6	2.2	2.3	3.0	3.5	5.3						
Avg. Stride Freq. [Hz]	2.4	2.3	2.2	2.2	2.3	2.3	2.2						
Avg. Stride Length [m]	7.0	8.0	7.8	7.6	7.4	7.3	7.0						





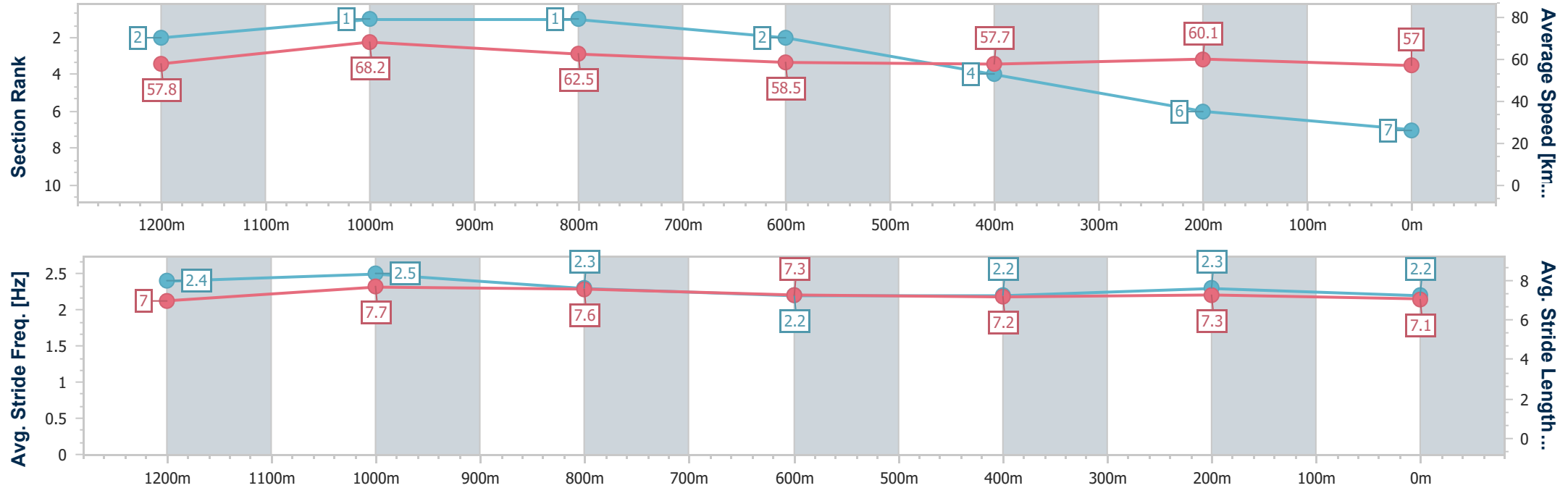
Horse/Jockey Name	Lucky Neko
Final Rank	7
Fastest Section Time (Section)	0:10.80 (1200m)
Top Speed [km/h] (Section)	71.0 (Overall)
Race State	Finished



GattonProfessional
Race 4: TEMPORARY FENCING & BARRIER HIRE (TFB) QTIS 3
-Y-O BENCHMARK 60 Handicap - 1400m
10 July 2025 - 14:42
Track Rating: Good 4, Weather: Fine, Rail Position: +0.5m 965m-400m, True Remainder



Section	Overall	1200m	1000m	800m	600m	400m	200m						
Section Times	1:24.32 [7] (0:12.47)	1:11.85 [2] (0:10.80)	1:01.05 [1] (0:11.57)	0:49.48 [1] (0:12.37)	0:37.11 [2] (0:12.50)	0:24.61 [4] (0:12.00)	0:12.61 [6] (0:12.61)						
Average Speed [km/h]	57.8	68.2	62.5	58.5	57.7	60.1	57.0						
Top Speed [km/h]	71.0	71.0	66.4	60.0	59.5	60.9	59.2						
Avg. Dist. to Rail [m]	7.7	4.0	1.9	0.7	0.5	0.8	1.4						
Avg. Stride Freq. [Hz]	2.4	2.5	2.3	2.2	2.2	2.3	2.2						
Avg. Stride Length [m]	7.0	7.7	7.6	7.3	7.2	7.3	7.1						





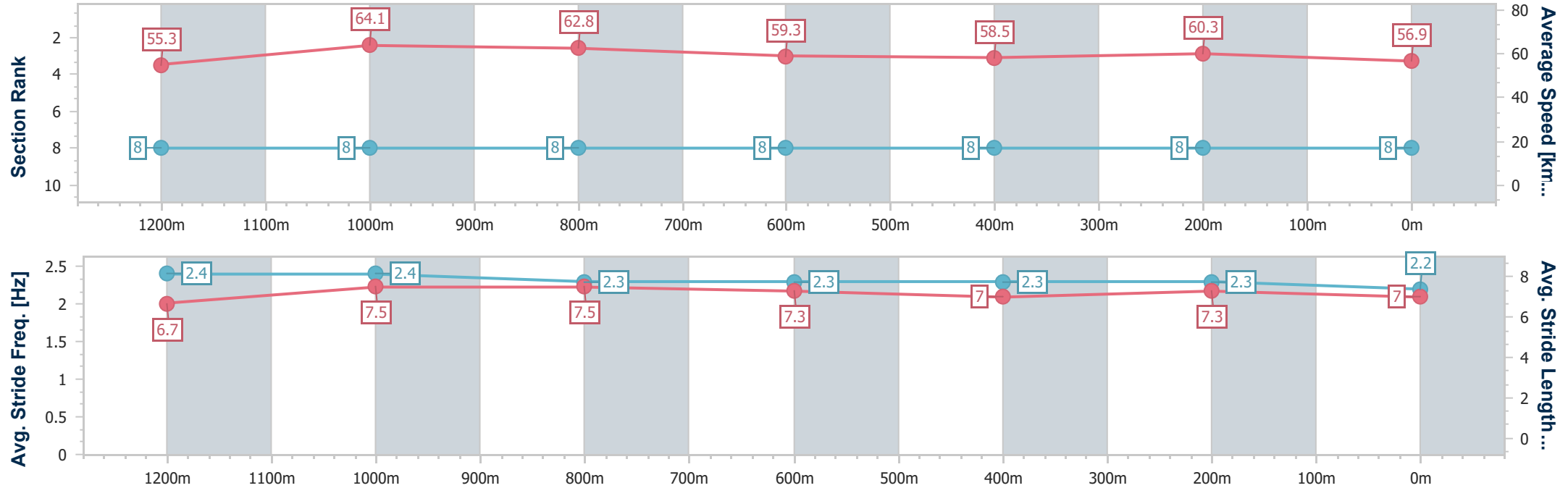
Horse/Jockey Name	Heroic Beach
Final Rank	8
Fastest Section Time (Section)	0:11.39 (1200m)
Top Speed [km/h] (Section)	68.6 (Overall)
Race State	Finished



GattonProfessional
Race 4: TEMPORARY FENCING & BARRIER HIRE (TFB) QTIS 3
-Y-O BENCHMARK 60 Handicap - 1400m
10 July 2025 - 14:42
Track Rating: Good 4, Weather: Fine, Rail Position: +0.5m 965m-400m, True Remainder



Section	Overall	1200m	1000m	800m	600m	400m	200m						
Section Times	1:25.18 [8] (0:12.99)	1:12.19 [8] (0:11.39)	1:00.80 [8] (0:11.50)	0:49.30 [8] (0:12.19)	0:37.11 [8] (0:12.48)	0:24.63 [8] (0:11.95)	0:12.68 [8] (0:12.68)						
Average Speed [km/h]	55.3	64.1	62.8	59.3	58.5	60.3	56.9						
Top Speed [km/h]	68.6	68.4	65.3	62.2	59.7	61.1	59.8						
Avg. Dist. to Rail [m]	4.8	1.9	1.1	1.3	1.8	2.5	3.3						
Avg. Stride Freq. [Hz]	2.4	2.4	2.3	2.3	2.3	2.3	2.2						
Avg. Stride Length [m]	6.7	7.5	7.5	7.3	7.0	7.3	7.0						





GattonProfessional

Race 5: BARRIER REEF POOLS Maiden Handicap - 1400m

10 July 2025 - 15:17



LOCKYER VALLEY
TURF CLUB

Track Rating: Good 4, Weather: Fine, Rail Position: +0.5m 965m-400m, True Remainder

Section		Overall				1200m	1000m	800m	600m	400m	Last 600m	
Field Times		1:23.76 (0:12.76)				1:11.00 (0:10.78)	1:00.22 (0:11.21)	0:49.01 (0:11.69)	0:37.32 (0:12.22)	0:25.10 (0:12.16)	0:37.32	
Rank	TAB	Horse/Jockey	Barrier	Top Speed [km/h]	Fastest Section							Distance Travelled [m]
1	3	YOUCOMPLETEME	7	69.1	0:10.78	1:23.76 [1]	1:11.00 [1]	1:00.22 [1]	0:49.01 [1]	0:37.32 [1]	0:25.10 [1]	0:37.32
		Tahlia Fenlon		1200m	1200m	(0:12.76)	(0:10.78)	(0:11.21)	(0:11.69)	(0:12.22)	(0:12.16)	
2	8	SHE'S GOT LYRICS	3	66.0	0:11.27	1:23.80 [2]	1:10.56 [8]	0:59.29 [8]	0:47.94 [8]	0:36.20 [8]	0:24.30 [6]	0:36.20 +0
		Anthony Allen		1000m	1200m	(0:13.24)	(0:11.27)	(0:11.35)	(0:11.74)	(0:11.90)	(0:11.94)	
3	12	SHEDRIVESABENTLEY	9	67.9	0:11.02	1:24.69 [3]	1:11.09 [11]	1:00.07 [9]	0:48.64 [9]	0:36.96 [10]	0:24.56 [9]	0:36.96 +8
		Georgina Cartwright		1200m	1200m	(0:13.60)	(0:11.02)	(0:11.43)	(0:11.68)	(0:12.40)	(0:12.06)	
4	11	SOUTHAMPTON NICCO	12	69.0	0:10.96	1:24.77 [4]	1:11.70 [6]	1:00.74 [5]	0:49.38 [5]	0:37.62 [5]	0:25.40 [5]	0:37.62 +1
		Olivia Kendal		Overall	1200m	(0:13.07)	(0:10.96)	(0:11.36)	(0:11.76)	(0:12.22)	(0:12.38)	
5	9	BESIEGE	11	69.7	0:10.96	1:24.89 [5]	1:12.03 [3]	1:01.07 [4]	0:49.78 [4]	0:38.09 [4]	0:25.66 [4]	0:38.09 +6
		Les Tilley		1200m	1200m	(0:12.86)	(0:10.96)	(0:11.29)	(0:11.69)	(0:12.43)	(0:12.48)	
6	7	KEMAL	5	70.3	0:10.85	1:24.94 [6]	1:12.04 [4]	1:01.19 [3]	0:49.95 [3]	0:38.20 [3]	0:25.86 [3]	0:38.20 +3
		Amy Graham		1200m	1200m	(0:12.90)	(0:10.85)	(0:11.24)	(0:11.75)	(0:12.34)	(0:12.53)	
7	2	CAPTAIN INSANO	1	66.2	0:11.18	1:25.04 [7]	1:12.04 [5]	1:00.86 [6]	0:49.52 [6]	0:37.71 [6]	0:25.40 [7]	0:37.71 +2
		Damien Thornton		Overall	1200m	(0:13.00)	(0:11.18)	(0:11.34)	(0:11.81)	(0:12.31)	(0:12.30)	
8	15	JEDIAH	4	66.1	0:11.31	1:25.16 [8]	1:11.70 [9]	1:00.18 [11]	0:48.87 [12]	0:37.43 [9]	0:25.00 [10]	0:37.43 +1
		Shania Willis		Overall	1000m	(0:13.46)	(0:11.52)	(0:11.31)	(0:11.44)	(0:12.43)	(0:11.99)	
9	4	FRENCH EMPIRE	8	69.9	0:10.88	1:25.35 [9]	1:12.56 [2]	1:01.68 [2]	0:50.48 [2]	0:38.81 [2]	0:26.45 [2]	0:38.81 +3
		Cejay Graham		1200m	1200m	(0:12.79)	(0:10.88)	(0:11.20)	(0:11.67)	(0:12.36)	(0:12.81)	
10	16	OUR ESPRIT	6	66.2	0:11.21	1:25.45 [10]	1:11.96 [10]	1:00.75 [10]	0:49.22 [10]	0:37.54 [12]	0:25.09 [12]	0:37.54 +4
		Kenji Yoshida		1200m	1200m	(0:13.49)	(0:11.21)	(0:11.53)	(0:11.68)	(0:12.45)	(0:12.05)	

Scratched: The Adjusta (#1), Shamrock's Secret (#10), Better Believe It (#14), Take The Hint (#17), Ihaveseenthelight (#5)

Report Created: Thu 10 July 2025 16:20 GMT+10 (Note: Timing is based on position data)

Page 1/16

[] Ranking at each section and finish
-:-:- No data available at this section
NA No data available

SCN Saddle cloth number
DNF Did not finish
DNT Did not track

data processed by TRIPLESDATA



GattonProfessional

Race 5: BARRIER REEF POOLS Maiden Handicap - 1400m

10 July 2025 - 15:17



LOCKYER VALLEY
TURF CLUB

Track Rating: Good 4, Weather: Fine, Rail Position: +0.5m 965m-400m, True Remainder

Section						Overall	1200m	1000m	800m	600m	400m	Last 600m	
Field Times						1:23.76 (0:12.76)	1:11.00 (0:10.78)	1:00.22 (0:11.21)	0:49.01 (0:11.69)	0:37.32 (0:12.22)	0:25.10 (0:12.16)	0:37.32	
Rank	TAB	Horse/Jockey	Barrier	Top Speed [km/h]	Fastest Section								Distance Travelled [m]
11	6	VICTORY LINK	10	66.4	0:11.20	1:25.48 [11]	1:11.69 [12]	1:00.49 [12]	0:49.23 [11]	0:37.69 [11]	0:25.31 [11]	0:37.69	+8
		Colleen Krahnen		1200m	1200m	(0:13.79)	(0:11.20)	(0:11.26)	(0:11.54)	(0:12.38)	(0:12.27)		
12	13	SPOT BOLT	2	66.5	0:11.29	1:25.50 [12]	1:12.43 [7]	1:01.14 [7]	0:49.66 [7]	0:38.04 [7]	0:25.44 [8]	0:38.04	+4
		Jett Newman		Overall	1200m	(0:13.07)	(0:11.29)	(0:11.48)	(0:11.62)	(0:12.60)	(0:12.38)		

Scratched: The Adjusta (#1), Shamrock's Secret (#10), Better Believe It (#14), Take The Hint (#17), Ihaveseenthelight (#5)



GattonProfessional

Race 5: BARRIER REEF POOLS Maiden Handicap - 1400m

10 July 2025 - 15:17



LOCKYER VALLEY
TURF CLUB

Track Rating: Good 4, Weather: Fine, Rail Position: +0.5m 965m-400m, True Remainder

Section Field Times				200m 0:12.94 (0:12.94)				Last 600m 0:37.32	
Rank	TAB	Horse/Jockey	Barrier	Top Speed [km/h]	Fastest Section	Margin		Distance Travelled [m]	
1	3	YOUCOMPLETEME	7	69.1	0:10.78	0:12.94 [1]	1:23.76	0:37.32	
		Tahlia Fenlon		1200m	1200m	(0:12.94)			
2	8	SHE'S GOT LYRICS	3	66.0	0:11.27	0:12.36 [2]	0.27L	0:36.20	+0
		Anthony Allen		1000m	1200m	(0:12.36)			
3	12	SHEDRIVESABENTLEY	9	67.9	0:11.02	0:12.50 [9]	5.51L	0:36.96	+8
		Georgina Cartwright		1200m	1200m	(0:12.50)			
4	11	SOUTHAMPTON NICCO	12	69.0	0:10.96	0:13.02 [6]	5.97L	0:37.62	+1
		Olivia Kendal		Overall	1200m	(0:13.02)			
5	9	BESIEGE	11	69.7	0:10.96	0:13.18 [5]	6.68L	0:38.09	+6
		Les Tilley		1200m	1200m	(0:13.18)			
6	7	KEMAL	5	70.3	0:10.85	0:13.33 [3]	6.94L	0:38.20	+3
		Amy Graham		1200m	1200m	(0:13.33)			
7	2	CAPTAIN INSANO	1	66.2	0:11.18	0:13.10 [7]	7.55L	0:37.71	+2
		Damien Thornton		Overall	1200m	(0:13.10)			
8	15	JEDIAH	4	66.1	0:11.31	0:13.01 [8]	8.24L	0:37.43	+1
		Shania Willis		Overall	1000m	(0:13.01)			
9	4	FRENCH EMPIRE	8	69.9	0:10.88	0:13.64 [4]	9.4L	0:38.81	+3
		Cejay Graham		1200m	1200m	(0:13.64)			
10	16	OUR ESPRIT	6	66.2	0:11.21	0:13.04 [10]	9.94L	0:37.54	+4
		Kenji Yoshida		1200m	1200m	(0:13.04)			

Scratched: The Adjusta (#1), Shamrock's Secret (#10), Better Believe It (#14), Take The Hint (#17), Ihaveseenthelight (#5)

Report Created: Thu 10 July 2025 16:20 GMT+10 (Note: Timing is based on position data)

Page 3/16

[] Ranking at each section and finish
-:-:- No data available at this section
NA No data available

SCN Saddle cloth number
DNF Did not finish
DNT Did not track

data processed by  TRIPLESDATA



GattonProfessional

Race 5: BARRIER REEF POOLS Maiden Handicap - 1400m

10 July 2025 - 15:17



LOCKYER VALLEY
TURF CLUB

Track Rating: Good 4, Weather: Fine, Rail Position: +0.5m 965m-400m, True Remainder

Section		200m					Last 600m		
Field Times		0:12.94 (0:12.94)					0:37.32		
Rank	TAB	Horse/Jockey	Barrier	Top Speed [km/h]	Fastest Section	Margin		Distance Travelled [m]	
11	6	VICTORY LINK	10	66.4	0:11.20	0:13.04 [11]	10.12L	0:37.69	+8
		Colleen Krahnen		1200m	1200m	(0:13.04)			
12	13	SPOT BOLT	2	66.5	0:11.29	0:13.06 [12]	10.26L	0:38.04	+4
		Jett Newman		Overall	1200m	(0:13.06)			

Scratched: The Adjusta (#1), Shamrock's Secret (#10), Better Believe It (#14), Take The Hint (#17), Ihaveseenthelight (#5)



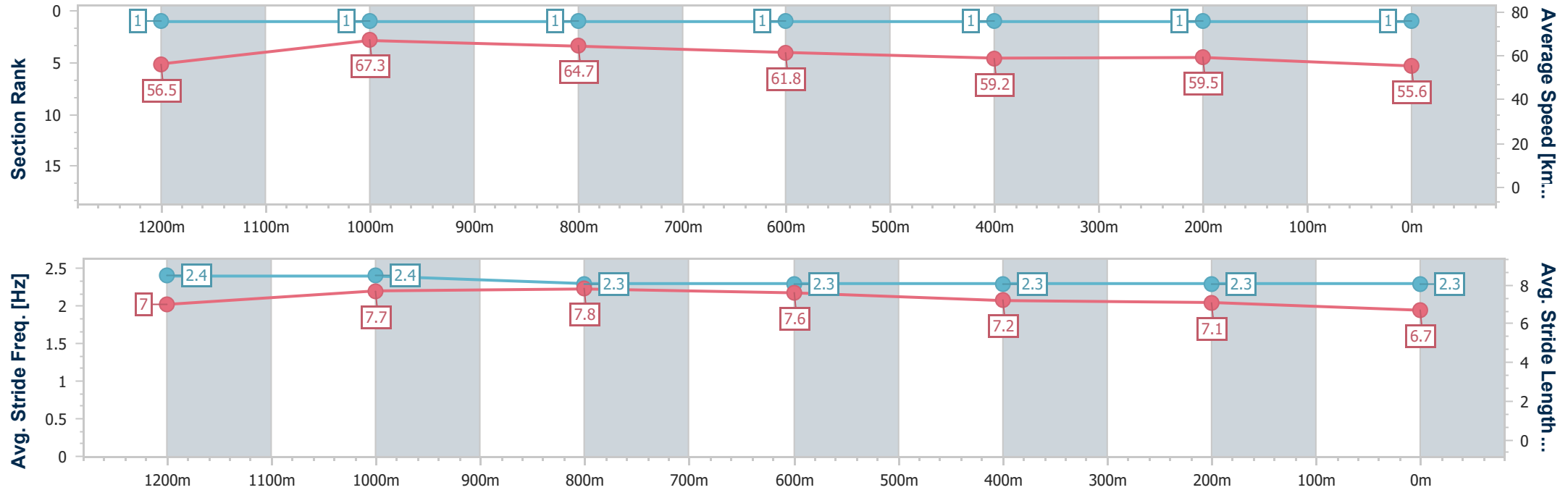
Horse/Jockey Name	Youcomplete
Final Rank	1
Fastest Section Time (Section)	0:10.78 (1200m)
Top Speed [km/h] (Section)	69.1 (1200m)
Race State	Finished



GattonProfessional
Race 5: BARRIER REEF POOLS Maiden Handicap - 1400m
10 July 2025 - 15:17
Track Rating: Good 4, Weather: Fine, Rail Position: +0.5m 965m-400m, True Remainder



Section	Overall	1200m	1000m	800m	600m	400m	200m						
Section Times	1:23.76 [1] (0:12.76)	1:11.00 [1] (0:10.78)	1:00.22 [1] (0:11.21)	0:49.01 [1] (0:11.69)	0:37.32 [1] (0:12.22)	0:25.10 [1] (0:12.16)	0:12.94 [1] (0:12.94)						
Average Speed [km/h]	56.5	67.3	64.7	61.8	59.2	59.5	55.6						
Top Speed [km/h]	68.5	69.1	66.3	63.7	60.9	60.6	58.3						
Avg. Dist. to Rail [m]	4.8	1.1	1.5	1.5	1.2	1.5	3.6						
Avg. Stride Freq. [Hz]	2.4	2.4	2.3	2.3	2.3	2.3	2.3						
Avg. Stride Length [m]	7.0	7.7	7.8	7.6	7.2	7.1	6.7						





Horse/Jockey Name	She's Got Lyrics
Final Rank	2
Fastest Section Time (Section)	0:11.27 (1200m)
Top Speed [km/h] (Section)	66.0 (1000m)
Race State	Finished



GattonProfessional

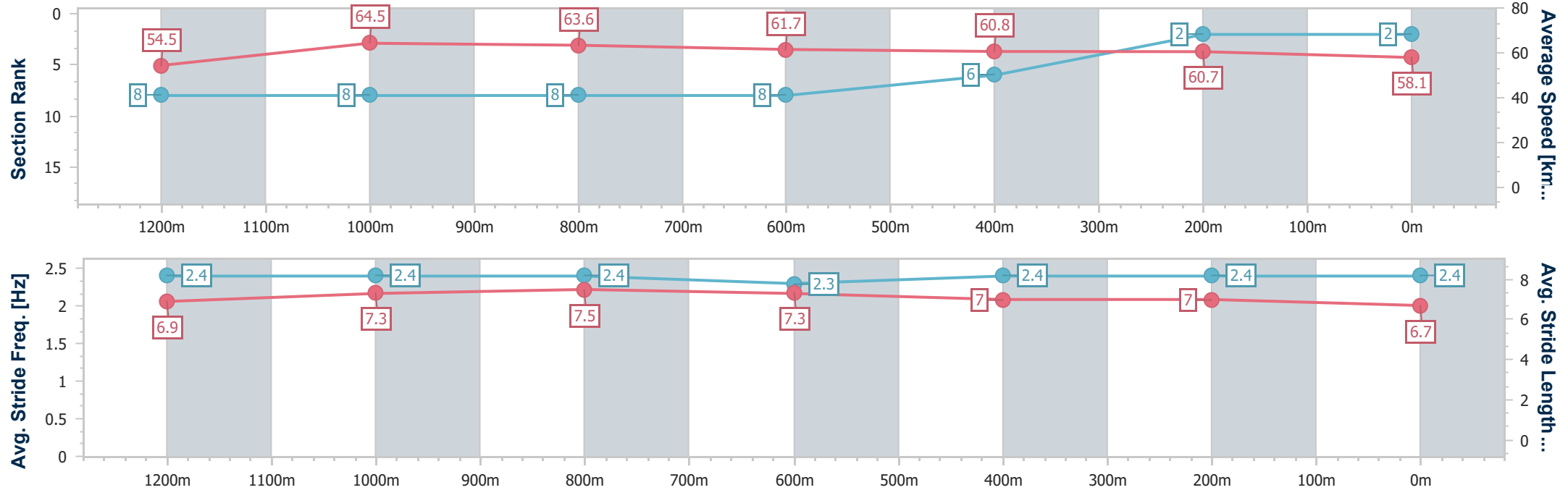
Race 5: BARRIER REEF POOLS Maiden Handicap - 1400m

10 July 2025 - 15:17

Track Rating: Good 4, Weather: Fine, Rail Position: +0.5m 965m-400m, True Remainder



Section	Overall	1200m	1000m	800m	600m	400m	200m						
Section Times	1:23.80 [2] (0:13.24)	1:10.56 [8] (0:11.27)	0:59.29 [8] (0:11.35)	0:47.94 [8] (0:11.74)	0:36.20 [8] (0:11.90)	0:24.30 [6] (0:11.94)	0:12.36 [2] (0:12.36)						
Average Speed [km/h]	54.5	64.5	63.6	61.7	60.8	60.7	58.1						
Top Speed [km/h]	65.7	65.9	66.0	64.0	61.9	62.1	60.3						
Avg. Dist. to Rail [m]	3.5	1.2	0.9	2.2	0.7	2.6	5.5						
Avg. Stride Freq. [Hz]	2.4	2.4	2.4	2.3	2.4	2.4	2.4						
Avg. Stride Length [m]	6.9	7.3	7.5	7.3	7.0	7.0	6.7						





Horse/Jockey Name	Shedrivesabentley
Final Rank	3
Fastest Section Time (Section)	0:11.02 (1200m)
Top Speed [km/h] (Section)	67.9 (1200m)
Race State	Finished



GattonProfessional

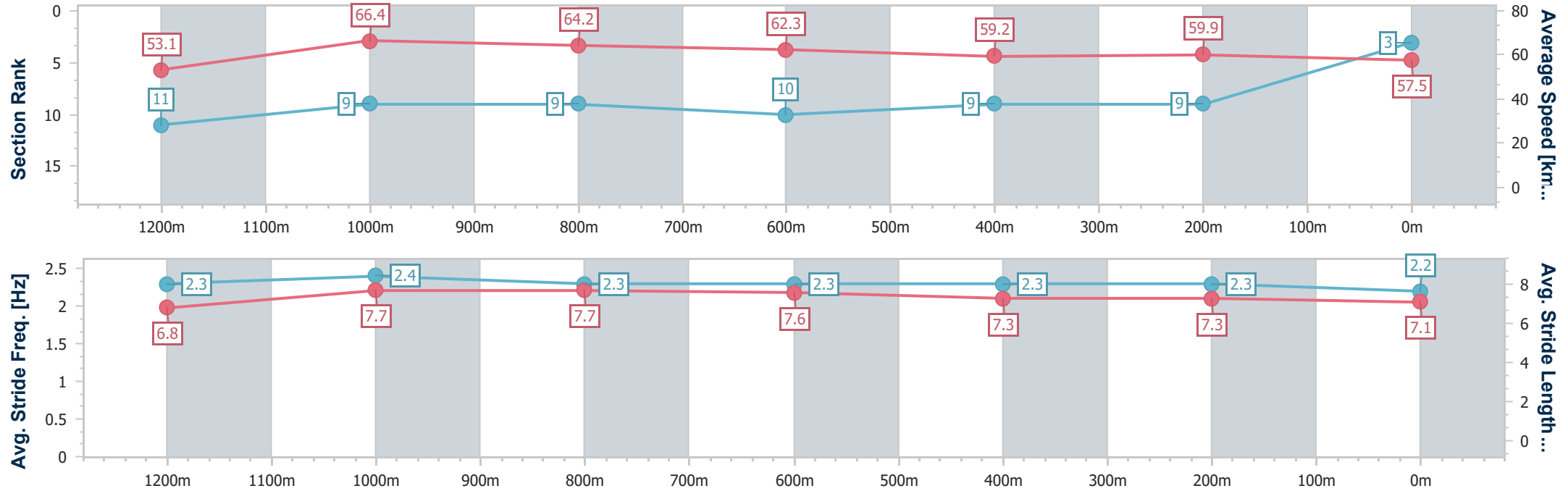
Race 5: BARRIER REEF POOLS Maiden Handicap - 1400m

10 July 2025 - 15:17

Track Rating: Good 4, Weather: Fine, Rail Position: +0.5m 965m-400m, True Remainder



Section	Overall	1200m	1000m	800m	600m	400m	200m						
Section Times	1:24.69 [3] (0:13.60)	1:11.09 [11] (0:11.02)	1:00.07 [9] (0:11.43)	0:48.64 [9] (0:11.68)	0:36.96 [10] (0:12.40)	0:24.56 [9] (0:12.06)	0:12.50 [9] (0:12.50)						
Average Speed [km/h]	53.1	66.4	64.2	62.3	59.2	59.9	57.5						
Top Speed [km/h]	65.7	67.9	66.4	64.3	60.9	61.0	59.3						
Avg. Dist. to Rail [m]	6.4	3.2	4.5	4.7	3.0	3.2	5.0						
Avg. Stride Freq. [Hz]	2.3	2.4	2.3	2.3	2.3	2.3	2.2						
Avg. Stride Length [m]	6.8	7.7	7.7	7.6	7.3	7.3	7.1						





Horse/Jockey Name	Southampton Nicco
Final Rank	4
Fastest Section Time (Section)	0:10.96 (1200m)
Top Speed [km/h] (Section)	69.0 (Overall)
Race State	Finished



GattonProfessional

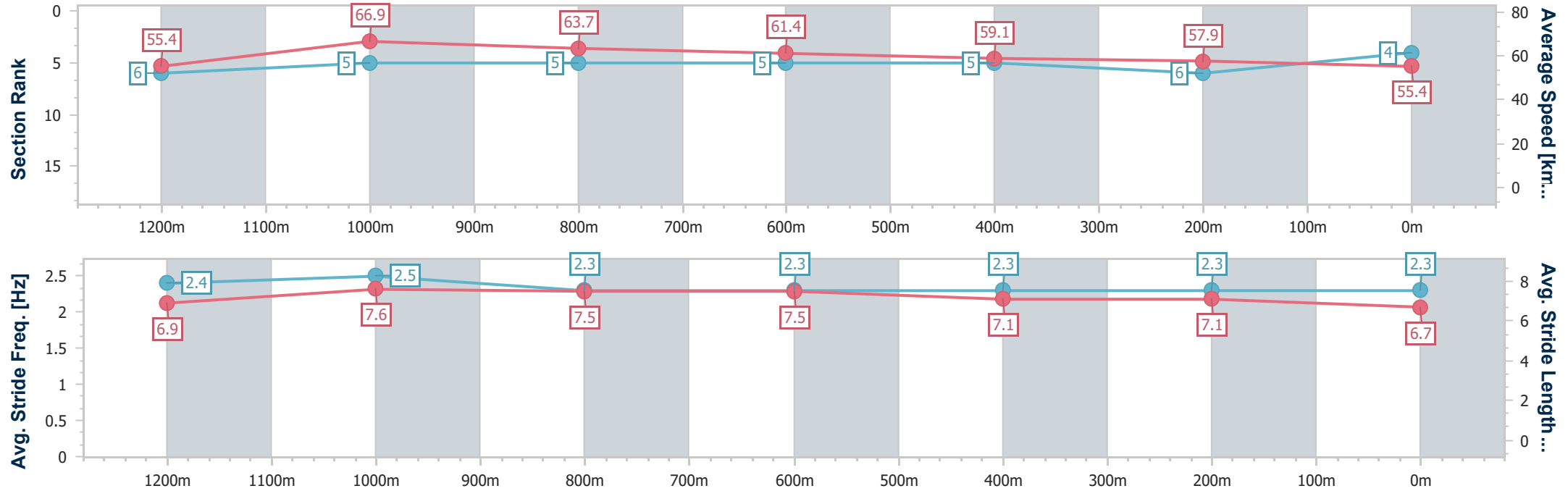
Race 5: BARRIER REEF POOLS Maiden Handicap - 1400m

10 July 2025 - 15:17

Track Rating: Good 4, Weather: Fine, Rail Position: +0.5m 965m-400m, True Remainder



Section	Overall	1200m	1000m	800m	600m	400m	200m						
Section Times	1:24.77 [4] (0:13.07)	1:11.70 [6] (0:10.96)	1:00.74 [5] (0:11.36)	0:49.38 [5] (0:11.76)	0:37.62 [5] (0:12.22)	0:25.40 [5] (0:12.38)	0:13.02 [6] (0:13.02)						
Average Speed [km/h]	55.4	66.9	63.7	61.4	59.1	57.9	55.4						
Top Speed [km/h]	69.0	69.0	65.7	62.9	60.0	59.4	56.8						
Avg. Dist. to Rail [m]	9.7	3.1	1.9	1.3	0.3	0.7	2.6						
Avg. Stride Freq. [Hz]	2.4	2.5	2.3	2.3	2.3	2.3	2.3						
Avg. Stride Length [m]	6.9	7.6	7.5	7.5	7.1	7.1	6.7						





Horse/Jockey Name	Besiege
Final Rank	5
Fastest Section Time (Section)	0:10.96 (1200m)
Top Speed [km/h] (Section)	69.7 (1200m)
Race State	Finished



GattonProfessional

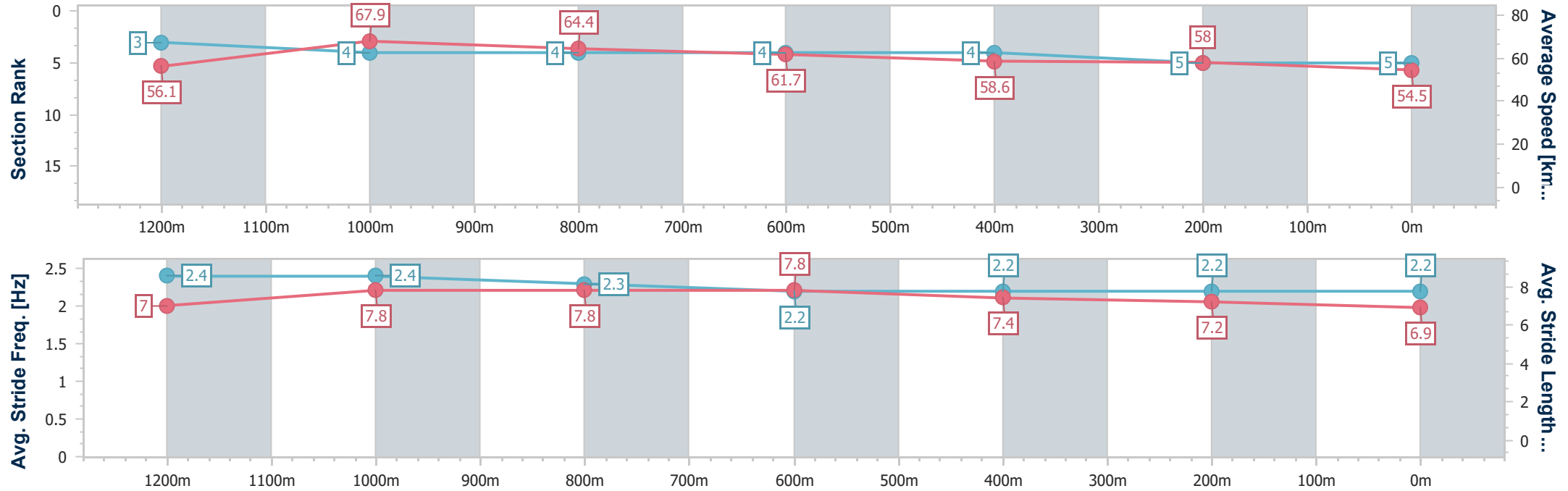
Race 5: BARRIER REEF POOLS Maiden Handicap - 1400m

10 July 2025 - 15:17

Track Rating: Good 4, Weather: Fine, Rail Position: +0.5m 965m-400m, True Remainder



Section	Overall	1200m	1000m	800m	600m	400m	200m						
Section Times	1:24.89 [5] (0:12.86)	1:12.03 [3] (0:10.96)	1:01.07 [4] (0:11.29)	0:49.78 [4] (0:11.69)	0:38.09 [4] (0:12.43)	0:25.66 [4] (0:12.48)	0:13.18 [5] (0:13.18)						
Average Speed [km/h]	56.1	67.9	64.4	61.7	58.6	58.0	54.5						
Top Speed [km/h]	69.5	69.7	65.4	63.6	60.7	58.4	57.3						
Avg. Dist. to Rail [m]	9.2	5.0	2.8	2.1	1.7	2.3	5.9						
Avg. Stride Freq. [Hz]	2.4	2.4	2.3	2.2	2.2	2.2	2.2						
Avg. Stride Length [m]	7.0	7.8	7.8	7.8	7.4	7.2	6.9						





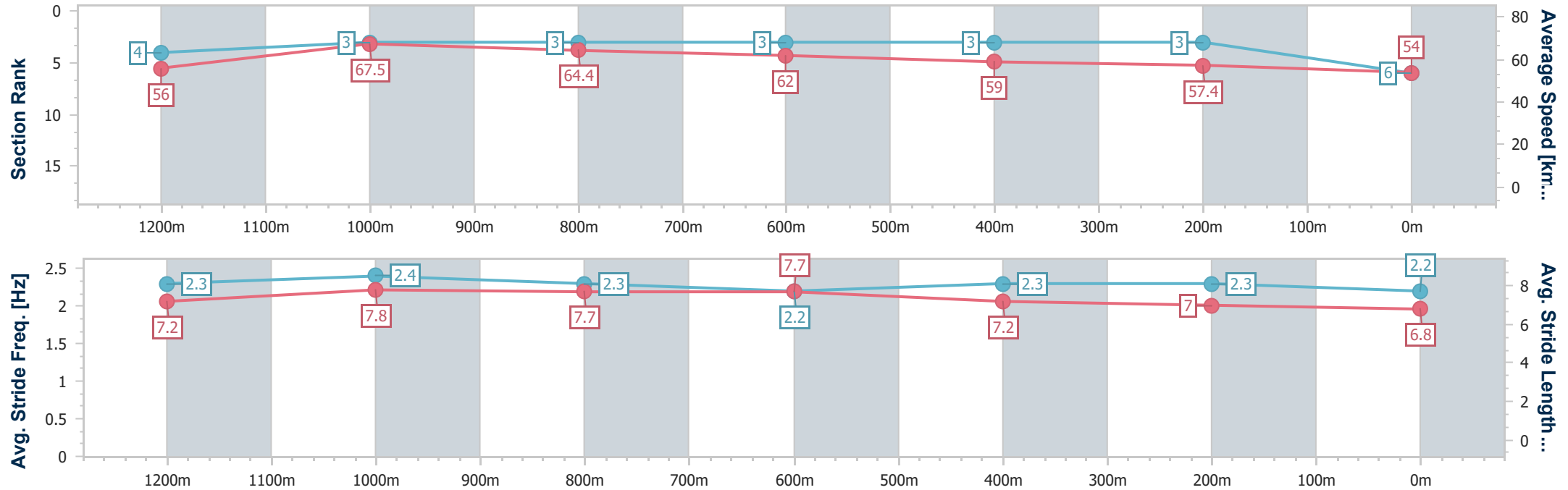
Horse/Jockey Name	Kemal
Final Rank	6
Fastest Section Time (Section)	0:10.85 (1200m)
Top Speed [km/h] (Section)	70.3 (1200m)
Race State	Finished



GattonProfessional
Race 5: BARRIER REEF POOLS Maiden Handicap - 1400m
10 July 2025 - 15:17
Track Rating: Good 4, Weather: Fine, Rail Position: +0.5m 965m-400m, True Remainder



Section	Overall	1200m	1000m	800m	600m	400m	200m						
Section Times	1:24.94 [6] (0:12.90)	1:12.04 [4] (0:10.85)	1:01.19 [3] (0:11.24)	0:49.95 [3] (0:11.75)	0:38.20 [3] (0:12.34)	0:25.86 [3] (0:12.53)	0:13.33 [3] (0:13.33)						
Average Speed [km/h]	56.0	67.5	64.4	62.0	59.0	57.4	54.0						
Top Speed [km/h]	68.9	70.3	66.5	64.0	60.7	57.9	57.1						
Avg. Dist. to Rail [m]	4.4	2.4	2.5	3.4	1.8	0.9	2.5						
Avg. Stride Freq. [Hz]	2.3	2.4	2.3	2.2	2.3	2.3	2.2						
Avg. Stride Length [m]	7.2	7.8	7.7	7.7	7.2	7.0	6.8						





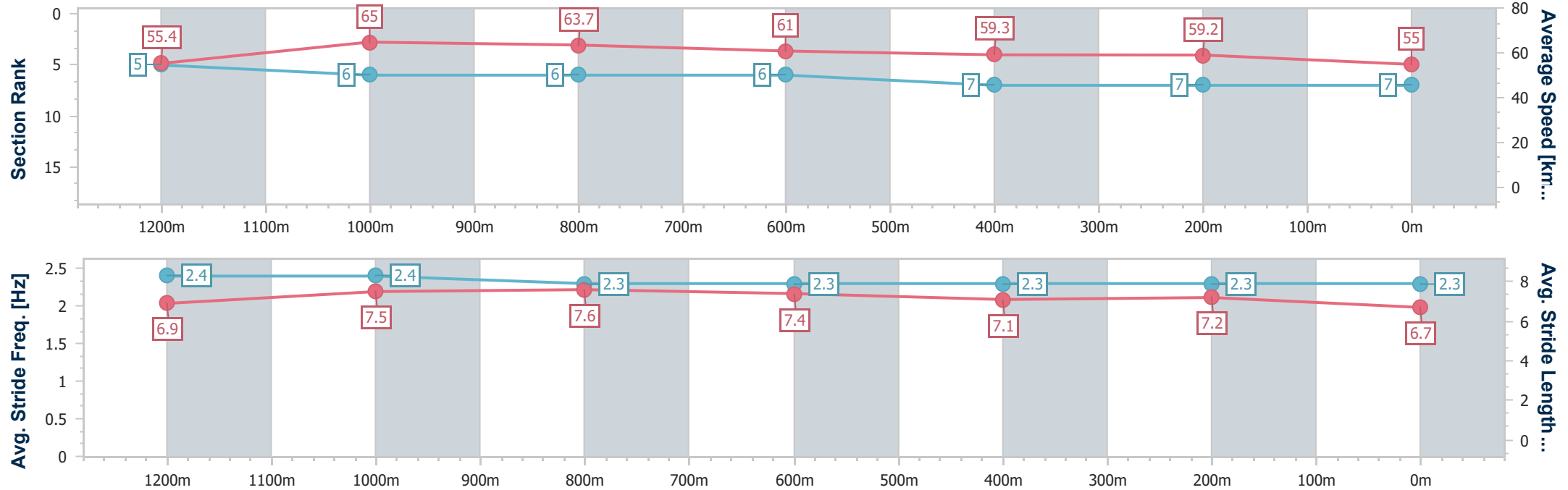
Horse/Jockey Name	Captain Insano
Final Rank	7
Fastest Section Time (Section)	0:11.18 (1200m)
Top Speed [km/h] (Section)	66.2 (Overall)
Race State	Finished



GattonProfessional
Race 5: BARRIER REEF POOLS Maiden Handicap - 1400m
10 July 2025 - 15:17
Track Rating: Good 4, Weather: Fine, Rail Position: +0.5m 965m-400m, True Remainder



Section	Overall	1200m	1000m	800m	600m	400m	200m						
Section Times	1:25.04 [7] (0:13.00)	1:12.04 [5] (0:11.18)	1:00.86 [6] (0:11.34)	0:49.52 [6] (0:11.81)	0:37.71 [6] (0:12.31)	0:25.40 [7] (0:12.30)	0:13.10 [7] (0:13.10)						
Average Speed [km/h]	55.4	65.0	63.7	61.0	59.3	59.2	55.0						
Top Speed [km/h]	66.2	66.0	65.1	63.3	60.6	59.8	57.4						
Avg. Dist. to Rail [m]	1.5	1.2	0.9	1.3	2.4	5.2	8.8						
Avg. Stride Freq. [Hz]	2.4	2.4	2.3	2.3	2.3	2.3	2.3						
Avg. Stride Length [m]	6.9	7.5	7.6	7.4	7.1	7.2	6.7						





Horse/Jockey Name	Jediah
Final Rank	8
Fastest Section Time (Section)	0:11.31 (1000m)
Top Speed [km/h] (Section)	66.1 (Overall)
Race State	Finished



GattonProfessional

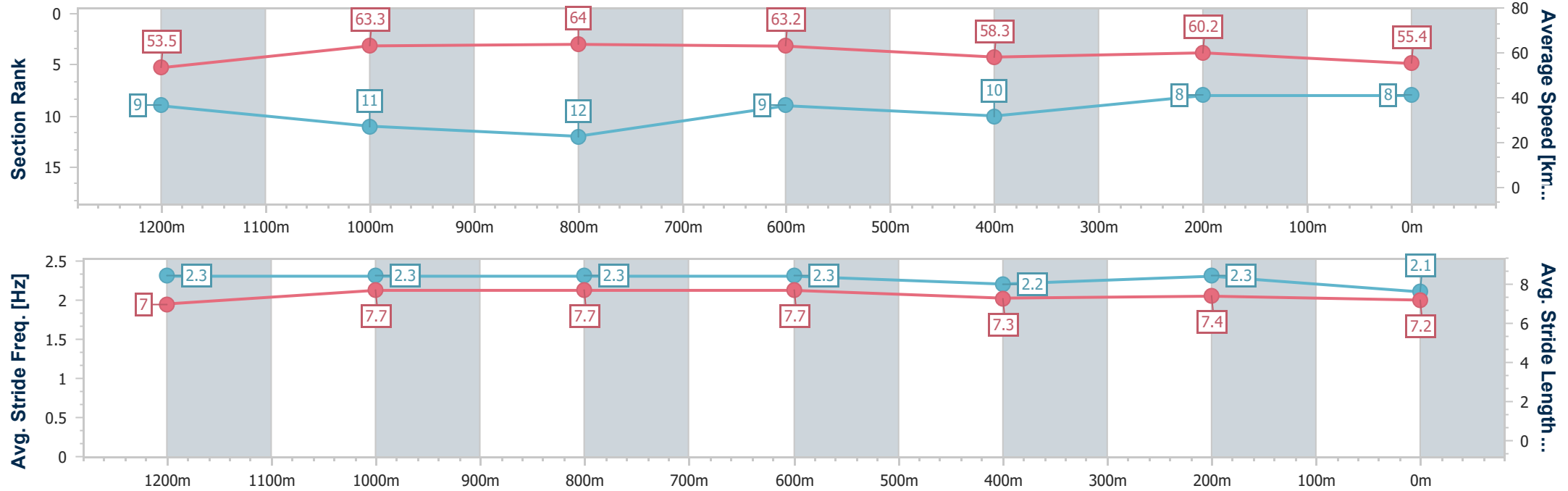
Race 5: BARRIER REEF POOLS Maiden Handicap - 1400m

10 July 2025 - 15:17

Track Rating: Good 4, Weather: Fine, Rail Position: +0.5m 965m-400m, True Remainder



Section	Overall	1200m	1000m	800m	600m	400m	200m						
Section Times	1:25.16 [8] (0:13.46)	1:11.70 [9] (0:11.52)	1:00.18 [11] (0:11.31)	0:48.87 [12] (0:11.44)	0:37.43 [9] (0:12.43)	0:25.00 [10] (0:11.99)	0:13.01 [8] (0:13.01)						
Average Speed [km/h]	53.5	63.3	64.0	63.2	58.3	60.2	55.4						
Top Speed [km/h]	66.1	66.0	65.0	65.0	59.8	60.9	59.7						
Avg. Dist. to Rail [m]	2.9	1.3	1.5	1.5	1.5	1.5	2.5						
Avg. Stride Freq. [Hz]	2.3	2.3	2.3	2.3	2.2	2.3	2.1						
Avg. Stride Length [m]	7.0	7.7	7.7	7.7	7.3	7.4	7.2						





Horse/Jockey Name	French Empire
Final Rank	9
Fastest Section Time (Section)	0:10.88 (1200m)
Top Speed [km/h] (Section)	69.9 (1200m)
Race State	Finished



GattonProfessional

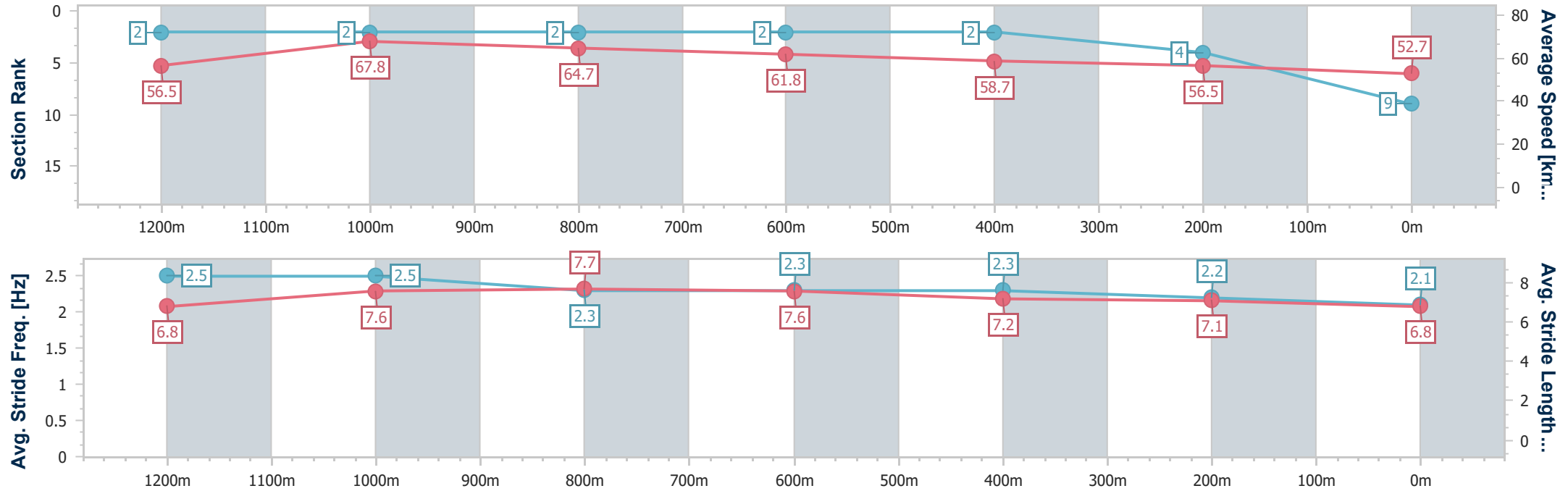
Race 5: BARRIER REEF POOLS Maiden Handicap - 1400m

10 July 2025 - 15:17

Track Rating: Good 4, Weather: Fine, Rail Position: +0.5m 965m-400m, True Remainder



Section	Overall	1200m	1000m	800m	600m	400m	200m							
Section Times	1:25.35 [9] (0:12.79)	1:12.56 [2] (0:10.88)	1:01.68 [2] (0:11.20)	0:50.48 [2] (0:11.67)	0:38.81 [2] (0:12.36)	0:26.45 [2] (0:12.81)	0:13.64 [4] (0:13.64)							
Average Speed [km/h]	56.5	67.8	64.7	61.8	58.7	56.5	52.7							
Top Speed [km/h]	69.3	69.9	66.4	63.7	61.3	57.8	54.6							
Avg. Dist. to Rail [m]	7.3	3.9	2.0	1.4	1.1	1.6	4.2							
Avg. Stride Freq. [Hz]	2.5	2.5	2.3	2.3	2.3	2.2	2.1							
Avg. Stride Length [m]	6.8	7.6	7.7	7.6	7.2	7.1	6.8							





Horse/Jockey Name	Our Esprit
Final Rank	10
Fastest Section Time (Section)	0:11.21 (1200m)
Top Speed [km/h] (Section)	66.2 (1200m)
Race State	Finished



GattonProfessional

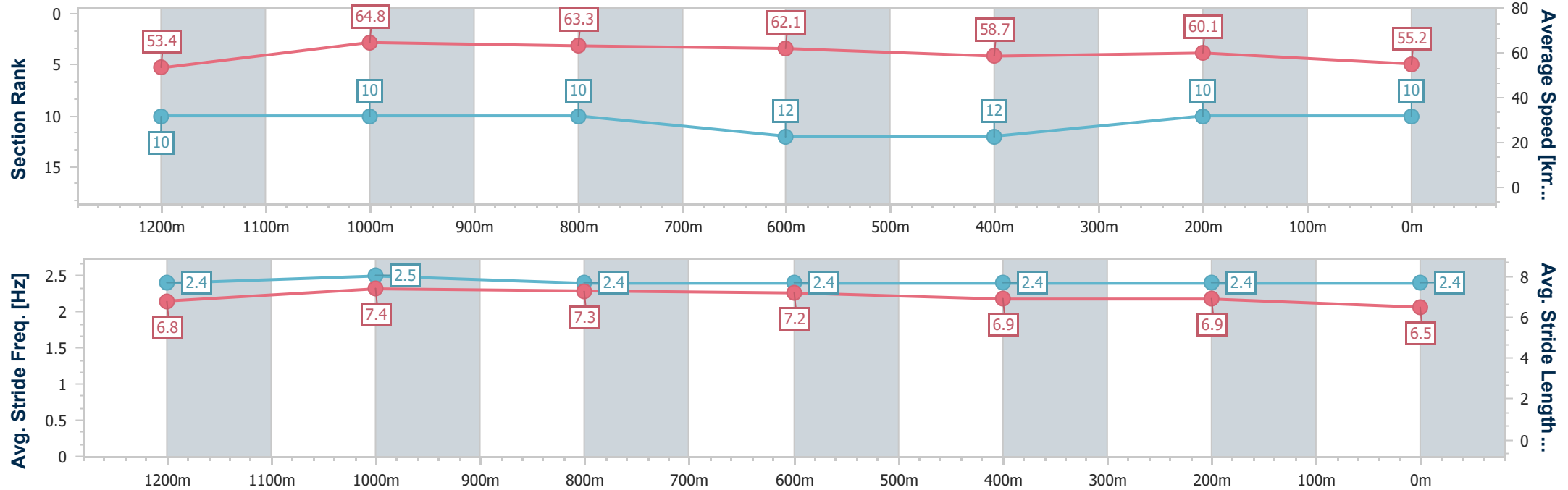
Race 5: BARRIER REEF POOLS Maiden Handicap - 1400m

10 July 2025 - 15:17

Track Rating: Good 4, Weather: Fine, Rail Position: +0.5m 965m-400m, True Remainder



Section	Overall	1200m	1000m	800m	600m	400m	200m						
Section Times	1:25.45 [10] (0:13.49)	1:11.96 [10] (0:11.21)	1:00.75 [10] (0:11.53)	0:49.22 [10] (0:11.68)	0:37.54 [12] (0:12.45)	0:25.09 [12] (0:12.05)	0:13.04 [10] (0:13.04)						
Average Speed [km/h]	53.4	64.8	63.3	62.1	58.7	60.1	55.2						
Top Speed [km/h]	66.1	66.2	64.7	63.8	60.4	61.1	58.8						
Avg. Dist. to Rail [m]	4.8	1.7	2.7	3.6	2.4	3.0	7.4						
Avg. Stride Freq. [Hz]	2.4	2.5	2.4	2.4	2.4	2.4	2.4						
Avg. Stride Length [m]	6.8	7.4	7.3	7.2	6.9	6.9	6.5						





Horse/Jockey Name	Victory Link
Final Rank	11
Fastest Section Time (Section)	0:11.20 (1200m)
Top Speed [km/h] (Section)	66.4 (1200m)
Race State	Finished



GattonProfessional

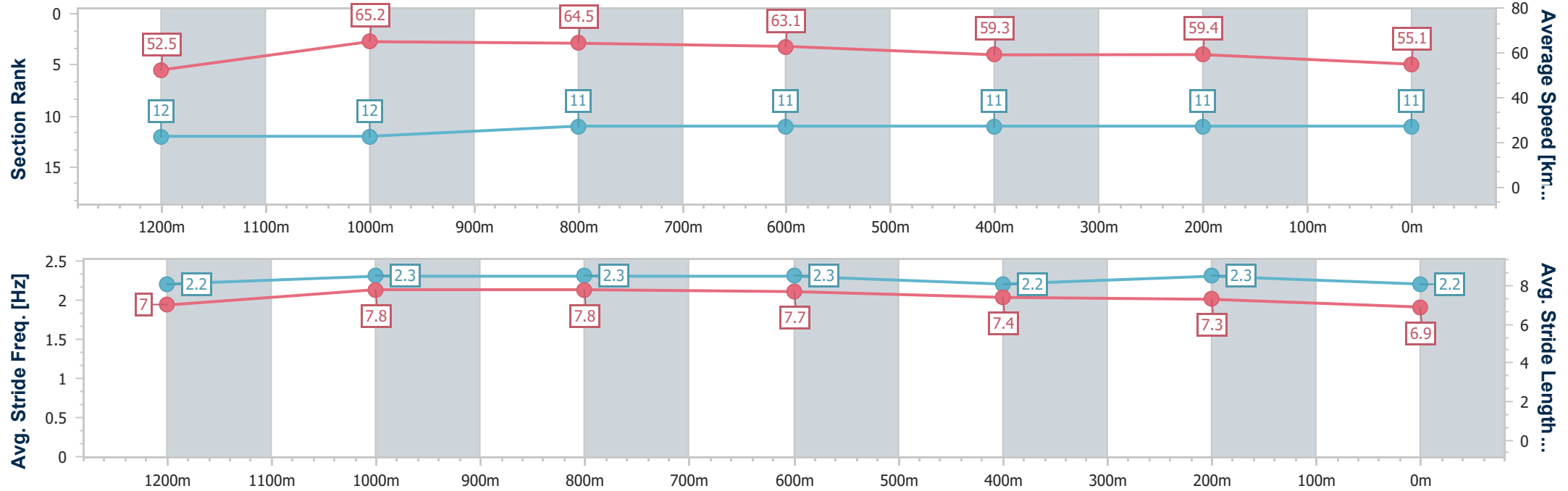
Race 5: BARRIER REEF POOLS Maiden Handicap - 1400m

10 July 2025 - 15:17

Track Rating: Good 4, Weather: Fine, Rail Position: +0.5m 965m-400m, True Remainder



Section	Overall	1200m	1000m	800m	600m	400m	200m						
Section Times	1:25.48 [11] (0:13.79)	1:11.69 [12] (0:11.20)	1:00.49 [12] (0:11.26)	0:49.23 [11] (0:11.54)	0:37.69 [11] (0:12.38)	0:25.31 [11] (0:12.27)	0:13.04 [11] (0:13.04)						
Average Speed [km/h]	52.5	65.2	64.5	63.1	59.3	59.4	55.1						
Top Speed [km/h]	65.6	66.4	65.2	65.0	60.6	60.7	58.1						
Avg. Dist. to Rail [m]	6.4	2.1	2.3	3.6	3.6	6.0	9.9						
Avg. Stride Freq. [Hz]	2.2	2.3	2.3	2.3	2.2	2.3	2.2						
Avg. Stride Length [m]	7.0	7.8	7.8	7.7	7.4	7.3	6.9						





Horse/Jockey Name	Spot Bolt
Final Rank	12
Fastest Section Time (Section)	0:11.29 (1200m)
Top Speed [km/h] (Section)	66.5 (Overall)
Race State	Finished



GattonProfessional

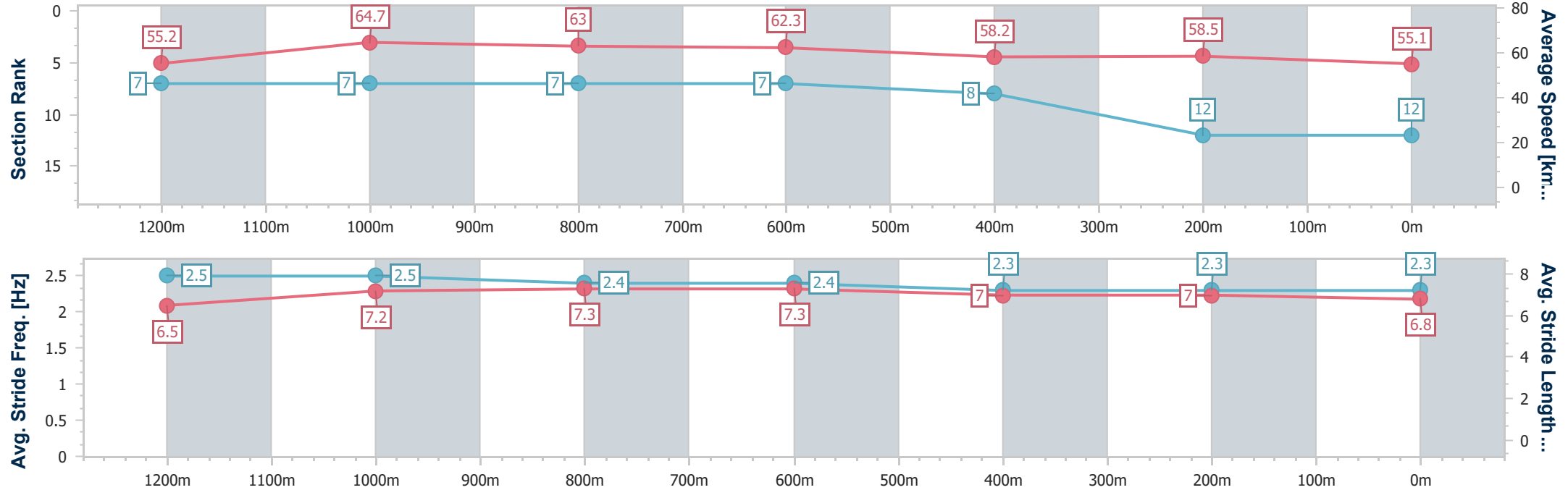
Race 5: BARRIER REEF POOLS Maiden Handicap - 1400m

10 July 2025 - 15:17

Track Rating: Good 4, Weather: Fine, Rail Position: +0.5m 965m-400m, True Remainder



Section	Overall	1200m	1000m	800m	600m	400m	200m						
Section Times	1:25.50 [12] (0:13.07)	1:12.43 [7] (0:11.29)	1:01.14 [7] (0:11.48)	0:49.66 [7] (0:11.62)	0:38.04 [7] (0:12.60)	0:25.44 [8] (0:12.38)	0:13.06 [12] (0:13.06)						
Average Speed [km/h]	55.2	64.7	63.0	62.3	58.2	58.5	55.1						
Top Speed [km/h]	66.5	66.1	65.0	64.6	59.8	59.4	57.6						
Avg. Dist. to Rail [m]	2.4	2.3	2.2	2.1	2.8	3.1	7.5						
Avg. Stride Freq. [Hz]	2.5	2.5	2.4	2.4	2.3	2.3	2.3						
Avg. Stride Length [m]	6.5	7.2	7.3	7.3	7.0	7.0	6.8						





GattonProfessional
Race 6: HARMAN CONCRETING RATINGS BAND 0 - 55 Handicap - 1100m
10 July 2025 - 15:58



LOCKYER VALLEY
· TURF CLUB ·

Track Rating: Good 4, Weather: Fine, Rail Position: +0.5m 965m-400m, True Remainder

Section						Overall	1000m	800m	600m	400m	200m	Last 600m				
Field Times						1:04.47 (0:06.80)	0:57.67 (0:10.70)	0:46.97 (0:10.93)	0:36.04 (0:11.54)	0:24.50 (0:11.96)	0:12.54 (0:12.54)	0:36.04				
Rank	TAB	Horse/Jockey	Barrier	Top Speed [km/h]	Fastest Section									Margin	Distance Travelled [m]	
1	6	ESTE DIA	2	68.9	0:06.80	1:04.47 [1]	0:57.67 [1]	0:46.97 [1]	0:36.04 [1]	0:24.50 [1]	0:12.54 [1]	1:04.47	0:36.04			
		Rhiannon Payne		1000m	Overall	(0:06.80)	(0:10.70)	(0:10.93)	(0:11.54)	(0:11.96)	(0:12.54)					
2	10	ROCKRATA	1	68.6	0:06.85	1:04.56 [2]	0:57.71 [2]	0:46.95 [2]	0:35.96 [2]	0:24.51 [2]	0:12.63 [2]	0.56L	0:35.96	-6		
		Tiffani Brooker		1000m	Overall	(0:06.85)	(0:10.76)	(0:10.99)	(0:11.45)	(0:11.88)	(0:12.63)					
3	4	COUNT NICHOLAS	9	69.1	0:07.26	1:04.67 [3]	0:57.41 [7]	0:46.25 [7]	0:35.53 [7]	0:23.92 [8]	0:12.40 [5]	1.2L	0:35.53	+2		
		Jai Williams		800m	Overall	(0:07.26)	(0:11.16)	0:46.25 [7]	(0:11.61)	(0:11.52)	(0:12.40)					
4	3	QICKWIT	5	69.0	0:07.02	1:04.78 [4]	0:57.76 [3]	0:46.87 [3]	0:36.15 [3]	0:24.48 [3]	0:12.62 [4]	1.83L	0:36.15	+1		
		Colleen Krahn		800m	Overall	(0:07.02)	(0:10.89)	0:46.87 [3]	(0:11.67)	(0:11.86)	(0:12.62)					
5	8	KOGA NINJA	6	68.5	0:07.45	1:04.84 [5]	0:57.39 [9]	0:46.33 [8]	0:35.55 [8]	0:24.10 [7]	0:12.41 [8]	2.16L	0:35.55	-3		
		Kayla Johnston		800m	Overall	(0:07.45)	(0:11.06)	(0:10.78)	(0:11.45)	(0:11.69)	(0:12.41)					
6	1	BOLD AS BRASS	3	68.7	0:07.17	1:04.87 [6]	0:57.70 [5]	0:46.93 [4]	0:36.18 [4]	0:24.49 [4]	0:12.73 [3]	2.36L	0:36.18	-5		
		Georgina Cartwright		800m	Overall	(0:07.17)	(0:10.77)	(0:10.75)	(0:11.69)	(0:11.76)	(0:12.73)					
7	2	PABALLO	8	69.4	0:07.05	1:05.08 [7]	0:58.03 [4]	0:47.11 [5]	0:36.34 [5]	0:24.68 [5]	0:12.74 [7]	3.61L	0:36.34	+3		
		Ty Wheeler		800m	Overall	(0:07.05)	(0:10.92)	(0:10.77)	(0:11.66)	(0:11.94)	(0:12.74)					
8	5	QUARTER RED	7	68.5	0:07.22	1:05.11 [8]	0:57.89 [6]	0:47.02 [6]	0:36.23 [6]	0:24.53 [6]	0:12.80 [6]	3.76L	0:36.23	+3		
		Les Tilley		800m	Overall	(0:07.22)	(0:10.87)	(0:10.79)	(0:11.70)	(0:11.73)	(0:12.80)					
9	9	DOONA	11	67.5	0:07.80	1:05.11 [9]	0:57.31 [10]	0:46.11 [10]	0:35.13 [10]	0:23.58 [10]	0:12.10 [10]	3.79L	0:35.13	-4		
		Kelsey Lenton		800m	Overall	(0:07.80)	(0:11.20)	(0:10.98)	(0:11.55)	0:23.58 [10]	0:12.10 [10]					
10	12	BEATLEMANIA	10	68.0	0:07.35	1:05.20 [10]	0:57.85 [8]	0:46.38 [9]	0:35.48 [9]	0:24.19 [9]	0:12.53 [9]	4.32L	0:35.48	-3		
		Dan McGillivray		800m	Overall	(0:07.35)	(0:11.47)	(0:10.90)	0:35.48 [9]	0:24.19 [9]	0:12.53 [9]					

Scratched: Midnight In Austin (#11), Albion Square (#7)



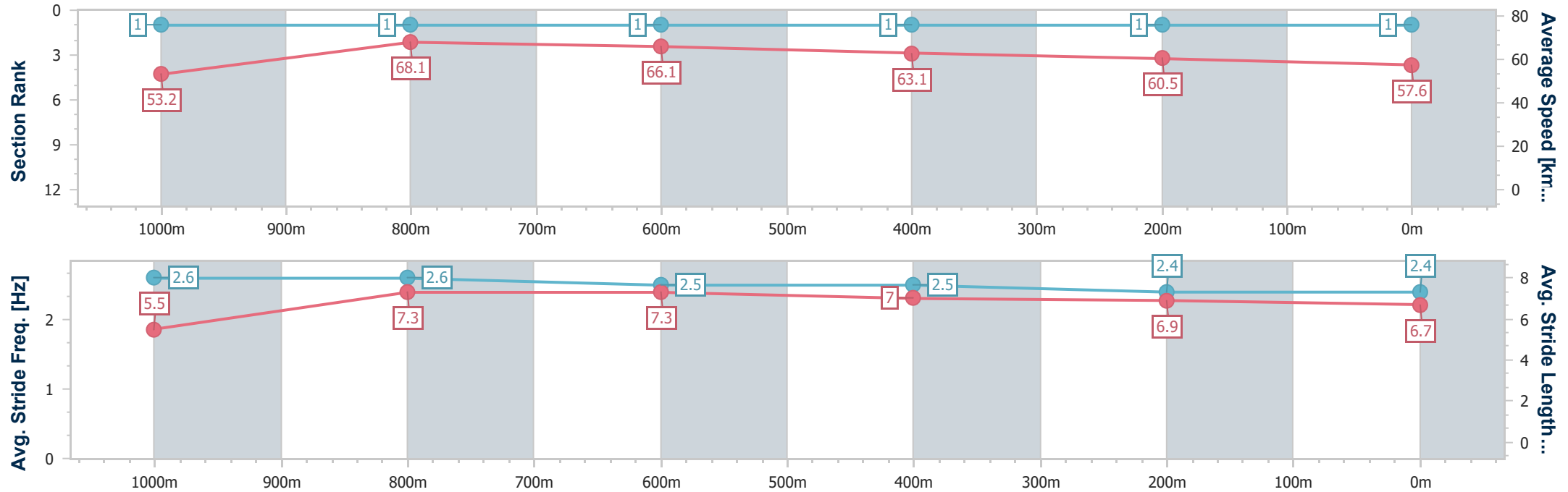
Horse/Jockey Name	Este Dia
Final Rank	1
Fastest Section Time (Section)	0:06.80 (Overall)
Top Speed [km/h] (Section)	68.9 (1000m)
Race State	Finished



GattonProfessional
Race 6: HARMAN CONCRETING RATINGS BAND 0 - 55
Handicap - 1100m
10 July 2025 - 15:58
Track Rating: Good 4, Weather: Fine, Rail Position: +0.5m 965m-400m, True Remainder



Section	Overall	1000m	800m	600m	400m	200m							
Section Times	1:04.47 [1] (0:06.80)	0:57.67 [1] (0:10.70)	0:46.97 [1] (0:10.93)	0:36.04 [1] (0:11.54)	0:24.50 [1] (0:11.96)	0:12.54 [1] (0:12.54)							
Average Speed [km/h]	53.2	68.1	66.1	63.1	60.5	57.6							
Top Speed [km/h]	65.1	68.9	67.6	65.5	62.1	59.4							
Avg. Dist. to Rail [m]	3.8	3.1	2.5	1.8	2.8	4.0							
Avg. Stride Freq. [Hz]	2.6	2.6	2.5	2.5	2.4	2.4							
Avg. Stride Length [m]	5.5	7.3	7.3	7.0	6.9	6.7							





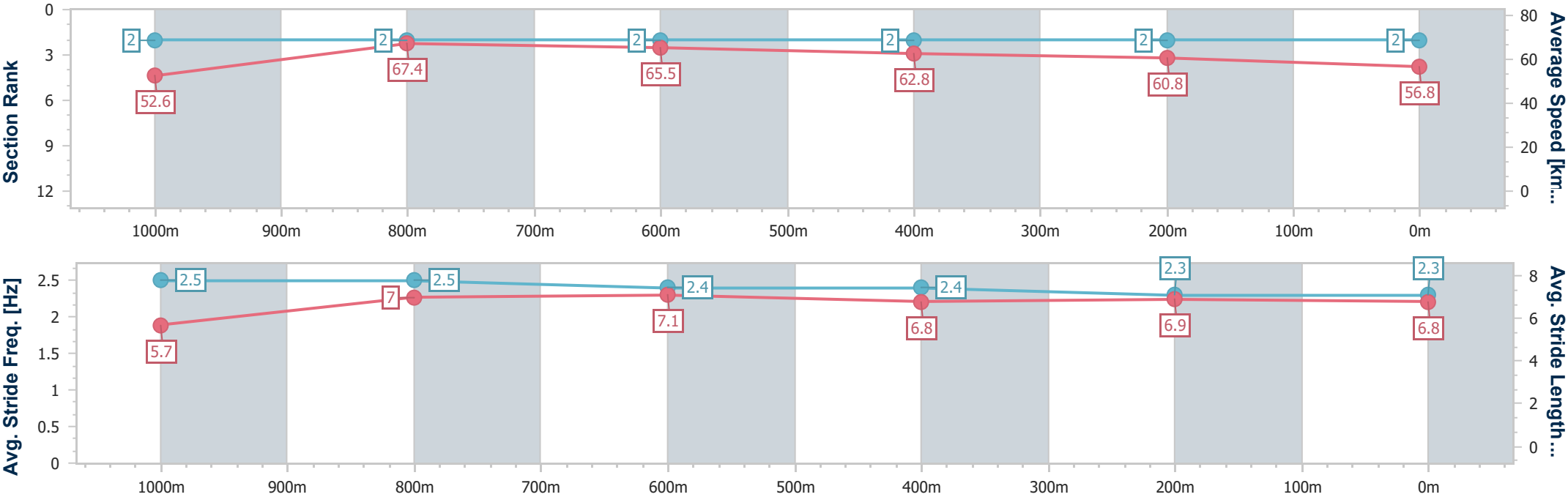
Horse/Jockey Name	Rockrata
Final Rank	2
Fastest Section Time (Section)	0:06.85 (Overall)
Top Speed [km/h] (Section)	68.6 (1000m)
Race State	Finished



GattonProfessional
Race 6: HARMAN CONCRETING RATINGS BAND 0 - 55
Handicap - 1100m
10 July 2025 - 15:58
Track Rating: Good 4, Weather: Fine, Rail Position: +0.5m 965m-400m, True Remainder



Section	Overall	1000m	800m	600m	400m	200m								
Section Times	1:04.56 [2] (0:06.85)	0:57.71 [2] (0:10.76)	0:46.95 [2] (0:10.99)	0:35.96 [2] (0:11.45)	0:24.51 [2] (0:11.88)	0:12.63 [2] (0:12.63)								
Average Speed [km/h]	52.6	67.4	65.5	62.8	60.8	56.8								
Top Speed [km/h]	65.8	68.6	67.2	64.8	62.3	59.5								
Avg. Dist. to Rail [m]	2.5	1.5	0.7	0.4	0.9	3.1								
Avg. Stride Freq. [Hz]	2.5	2.5	2.4	2.4	2.3	2.3								
Avg. Stride Length [m]	5.7	7.0	7.1	6.8	6.9	6.8								





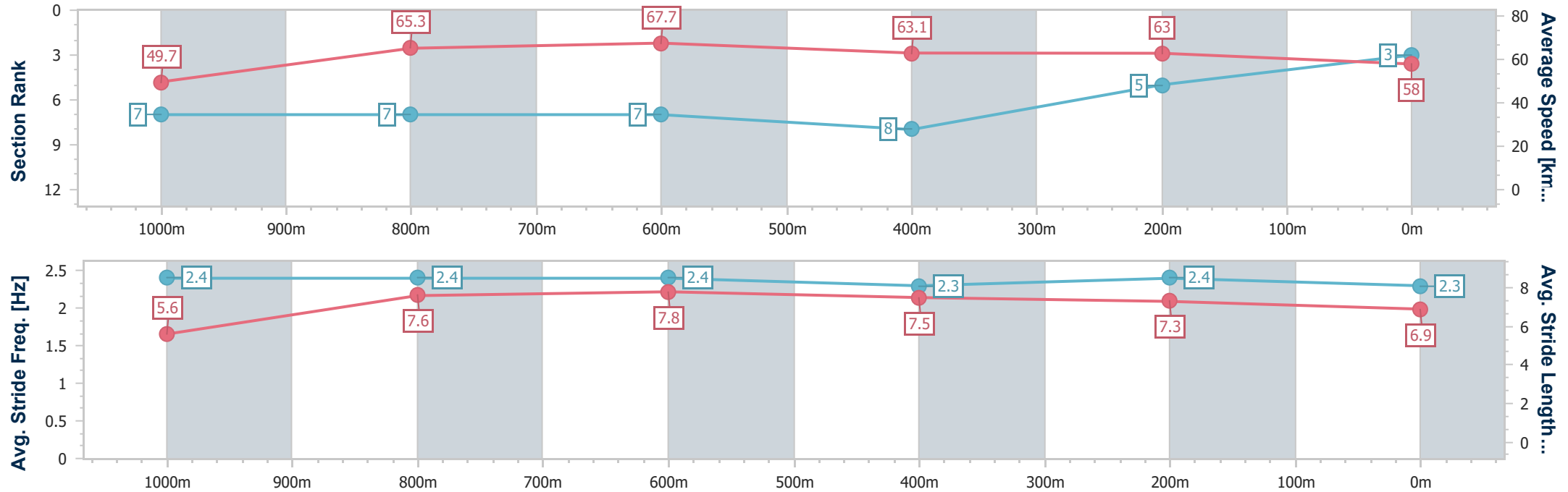
Horse/Jockey Name	Count Nicholas
Final Rank	3
Fastest Section Time (Section)	0:07.26 (Overall)
Top Speed [km/h] (Section)	69.1 (800m)
Race State	Finished



GattonProfessional
Race 6: HARMAN CONCRETING RATINGS BAND 0 - 55
Handicap - 1100m
10 July 2025 - 15:58
Track Rating: Good 4, Weather: Fine, Rail Position: +0.5m 965m-400m, True Remainder



Section	Overall	1000m	800m	600m	400m	200m							
Section Times	1:04.67 [3] (0:07.26)	0:57.41 [7] (0:11.16)	0:46.25 [7] (0:10.72)	0:35.53 [7] (0:11.61)	0:23.92 [8] (0:11.52)	0:12.40 [5] (0:12.40)							
Average Speed [km/h]	49.7	65.3	67.7	63.1	63.0	58.0							
Top Speed [km/h]	61.1	68.4	69.1	67.2	64.3	62.5							
Avg. Dist. to Rail [m]	8.4	3.5	2.9	2.8	3.7	6.4							
Avg. Stride Freq. [Hz]	2.4	2.4	2.4	2.3	2.4	2.3							
Avg. Stride Length [m]	5.6	7.6	7.8	7.5	7.3	6.9							





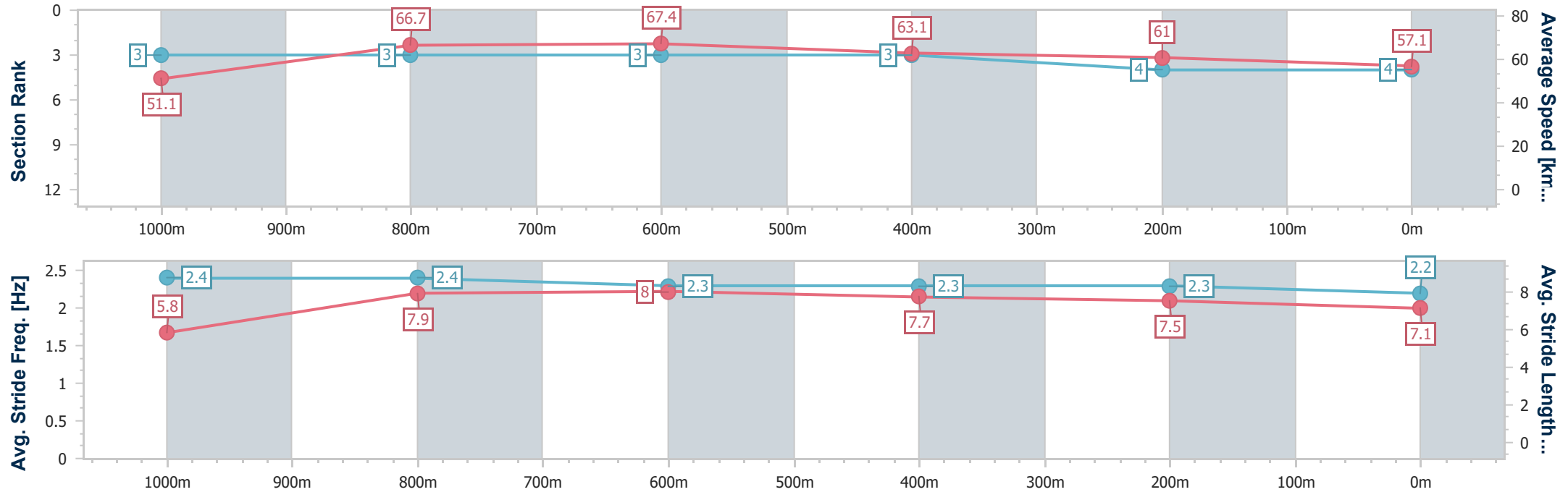
Horse/Jockey Name	Qickwit
Final Rank	4
Fastest Section Time (Section)	0:07.02 (Overall)
Top Speed [km/h] (Section)	69.0 (800m)
Race State	Finished



GattonProfessional
Race 6: HARMAN CONCRETING RATINGS BAND 0 - 55
Handicap - 1100m
10 July 2025 - 15:58
Track Rating: Good 4, Weather: Fine, Rail Position: +0.5m 965m-400m, True Remainder



Section	Overall	1000m	800m	600m	400m	200m							
Section Times	1:04.78 [4] (0:07.02)	0:57.76 [3] (0:10.89)	0:46.87 [3] (0:10.72)	0:36.15 [3] (0:11.67)	0:24.48 [3] (0:11.86)	0:12.62 [4] (0:12.62)							
Average Speed [km/h]	51.1	66.7	67.4	63.1	61.0	57.1							
Top Speed [km/h]	64.7	67.9	69.0	65.1	62.5	60.3							
Avg. Dist. to Rail [m]	5.0	2.2	2.9	3.0	4.1	6.9							
Avg. Stride Freq. [Hz]	2.4	2.4	2.3	2.3	2.3	2.2							
Avg. Stride Length [m]	5.8	7.9	8.0	7.7	7.5	7.1							





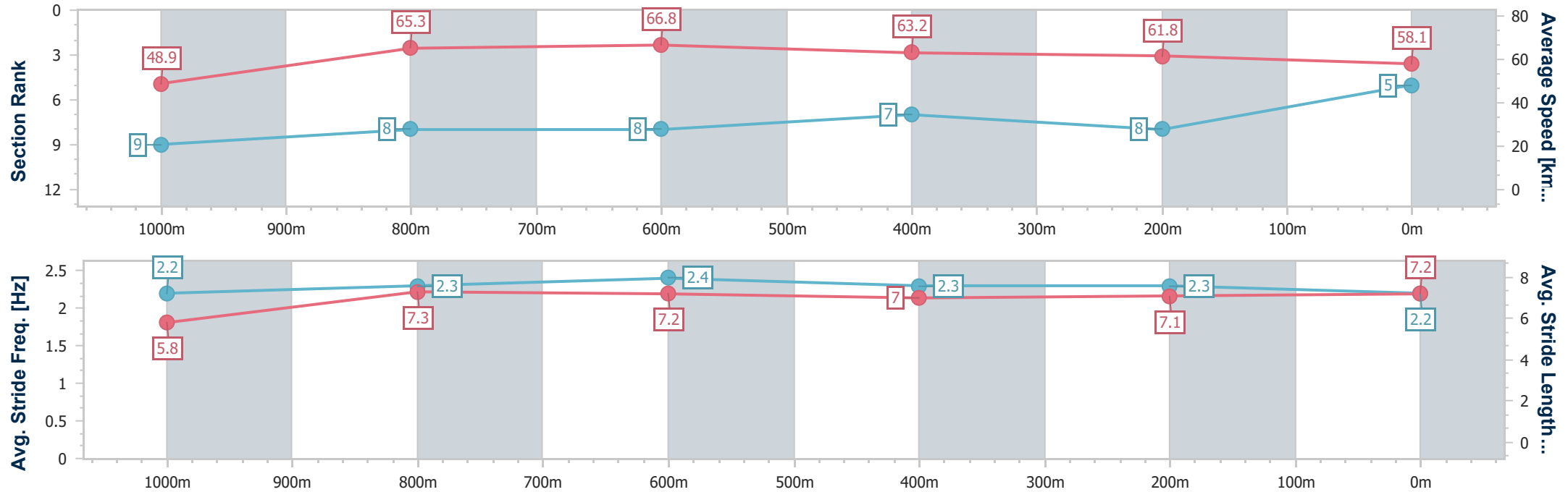
Horse/Jockey Name	Koga Ninja
Final Rank	5
Fastest Section Time (Section)	0:07.45 (Overall)
Top Speed [km/h] (Section)	68.5 (800m)
Race State	Finished



GattonProfessional
Race 6: HARMAN CONCRETING RATINGS BAND 0 - 55
Handicap - 1100m
10 July 2025 - 15:58
Track Rating: Good 4, Weather: Fine, Rail Position: +0.5m 965m-400m, True Remainder



Section	Overall	1000m	800m	600m	400m	200m								
Section Times	1:04.84 [5] (0:07.45)	0:57.39 [9] (0:11.06)	0:46.33 [8] (0:10.78)	0:35.55 [8] (0:11.45)	0:24.10 [7] (0:11.69)	0:12.41 [8] (0:12.41)								
Average Speed [km/h]	48.9	65.3	66.8	63.2	61.8	58.1								
Top Speed [km/h]	63.3	67.5	68.5	66.0	63.4	61.1								
Avg. Dist. to Rail [m]	4.5	0.9	0.8	0.9	1.4	3.6								
Avg. Stride Freq. [Hz]	2.2	2.3	2.4	2.3	2.3	2.2								
Avg. Stride Length [m]	5.8	7.3	7.2	7.0	7.1	7.2								





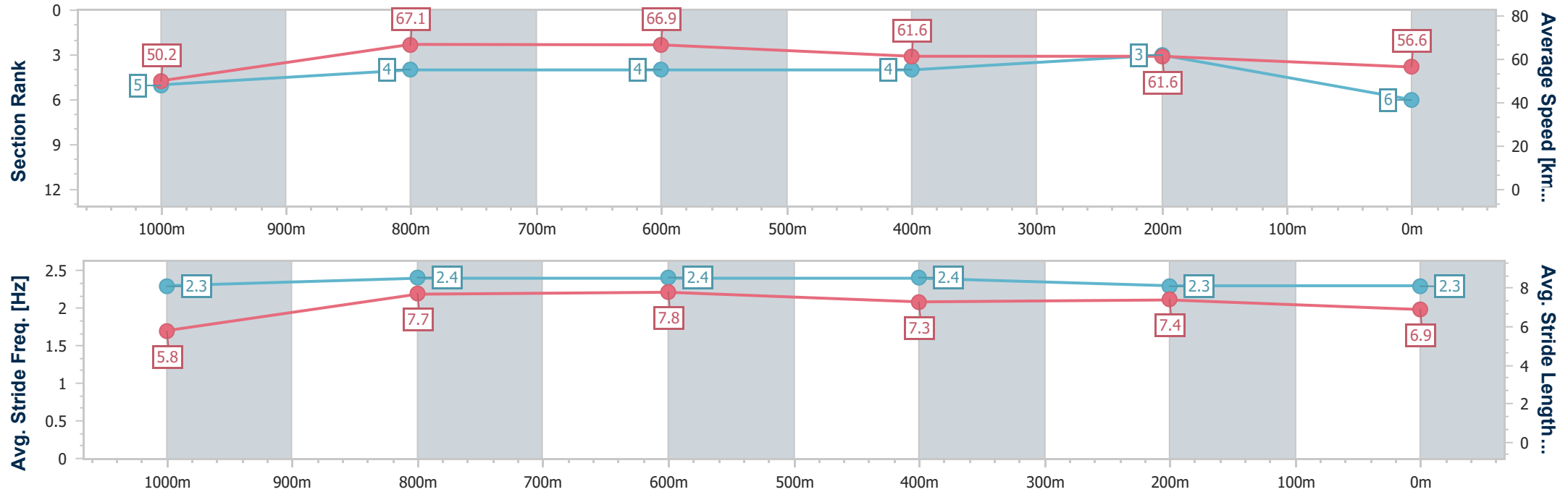
Horse/Jockey Name	Bold As Brass
Final Rank	6
Fastest Section Time (Section)	0:07.17 (Overall)
Top Speed [km/h] (Section)	68.7 (800m)
Race State	Finished



GattonProfessional
Race 6: HARMAN CONCRETING RATINGS BAND 0 - 55
Handicap - 1100m
10 July 2025 - 15:58
Track Rating: Good 4, Weather: Fine, Rail Position: +0.5m 965m-400m, True Remainder



Section	Overall	1000m	800m	600m	400m	200m								
Section Times	1:04.87 [6] (0:07.17)	0:57.70 [5] (0:10.77)	0:46.93 [4] (0:10.75)	0:36.18 [4] (0:11.69)	0:24.49 [4] (0:11.76)	0:12.73 [3] (0:12.73)								
Average Speed [km/h]	50.2	67.1	66.9	61.6	61.6	56.6								
Top Speed [km/h]	63.8	68.3	68.7	64.4	62.8	60.1								
Avg. Dist. to Rail [m]	3.5	0.4	0.3	1.0	2.2	2.2								
Avg. Stride Freq. [Hz]	2.3	2.4	2.4	2.4	2.3	2.3								
Avg. Stride Length [m]	5.8	7.7	7.8	7.3	7.4	6.9								





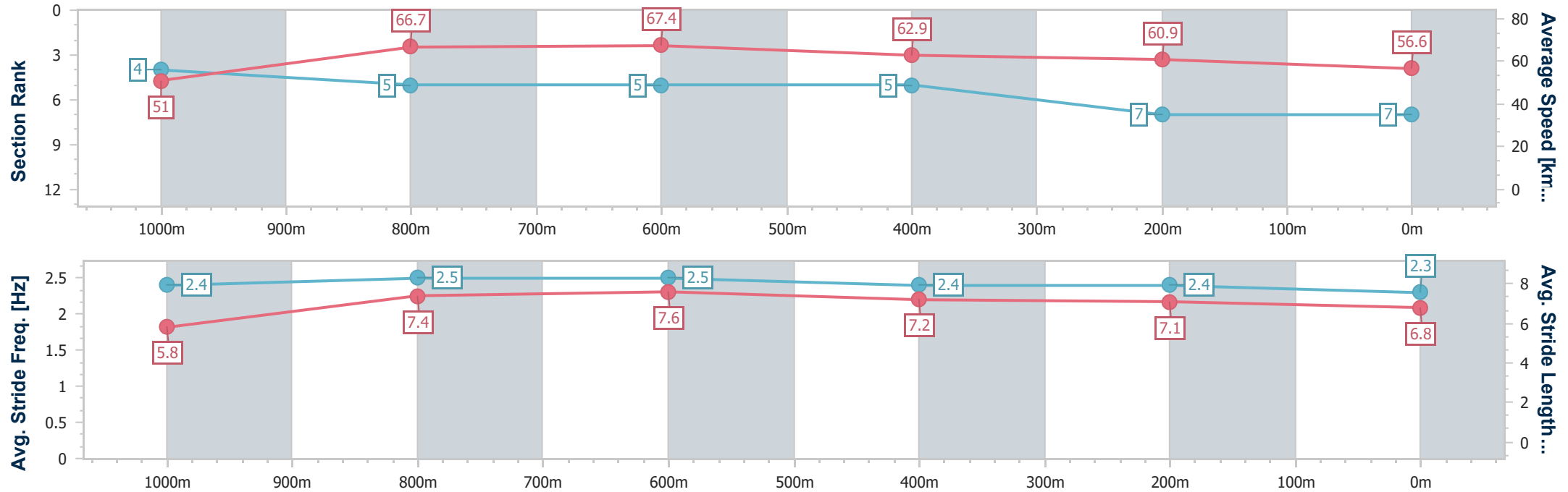
Horse/Jockey Name	Paballo
Final Rank	7
Fastest Section Time (Section)	0:07.05 (Overall)
Top Speed [km/h] (Section)	69.4 (800m)
Race State	Finished



GattonProfessional
Race 6: HARMAN CONCRETING RATINGS BAND 0 - 55
Handicap - 1100m
10 July 2025 - 15:58
Track Rating: Good 4, Weather: Fine, Rail Position: +0.5m 965m-400m, True Remainder



Section	Overall	1000m	800m	600m	400m	200m							
Section Times	1:05.08 [7] (0:07.05)	0:58.03 [4] (0:10.92)	0:47.11 [5] (0:10.77)	0:36.34 [5] (0:11.66)	0:24.68 [5] (0:11.94)	0:12.74 [7] (0:12.74)							
Average Speed [km/h]	51.0	66.7	67.4	62.9	60.9	56.6							
Top Speed [km/h]	62.9	69.3	69.4	65.7	62.0	59.0							
Avg. Dist. to Rail [m]	7.0	3.8	2.6	3.3	6.3	10.8							
Avg. Stride Freq. [Hz]	2.4	2.5	2.5	2.4	2.4	2.3							
Avg. Stride Length [m]	5.8	7.4	7.6	7.2	7.1	6.8							





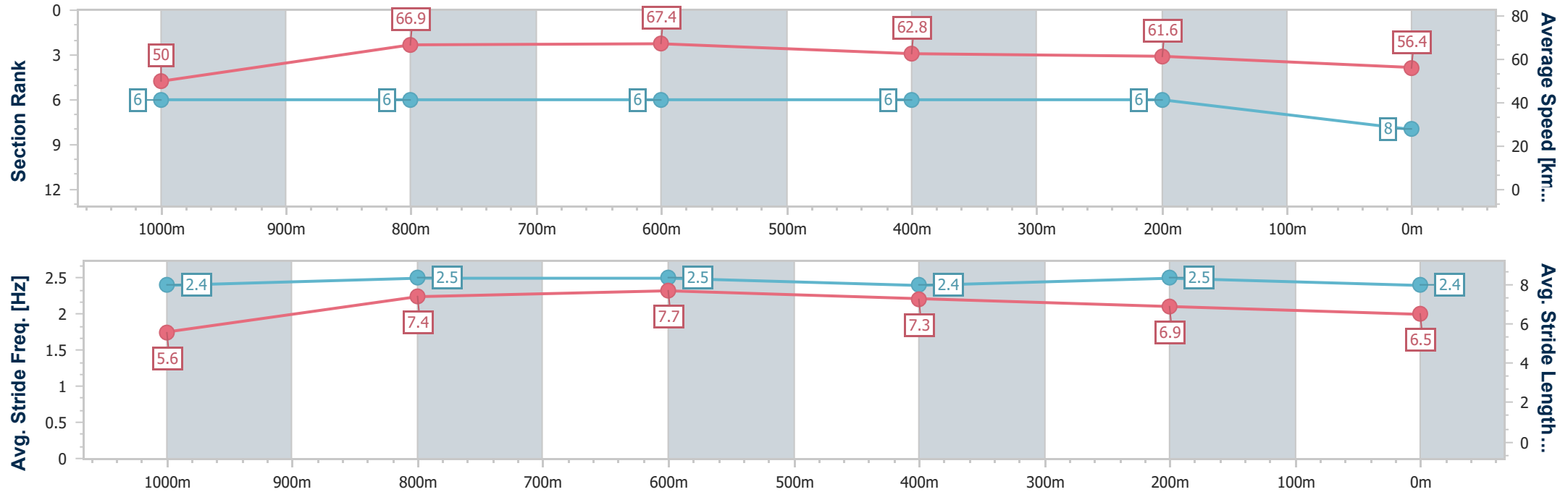
Horse/Jockey Name	Quarter Red
Final Rank	8
Fastest Section Time (Section)	0:07.22 (Overall)
Top Speed [km/h] (Section)	68.5 (800m)
Race State	Finished



GattonProfessional
Race 6: HARMAN CONCRETING RATINGS BAND 0 - 55
Handicap - 1100m
10 July 2025 - 15:58
Track Rating: Good 4, Weather: Fine, Rail Position: +0.5m 965m-400m, True Remainder



Section	Overall	1000m	800m	600m	400m	200m							
Section Times	1:05.11 [8] (0:07.22)	0:57.89 [6] (0:10.87)	0:47.02 [6] (0:10.79)	0:36.23 [6] (0:11.70)	0:24.53 [6] (0:11.73)	0:12.80 [6] (0:12.80)							
Average Speed [km/h]	50.0	66.9	67.4	62.8	61.6	56.4							
Top Speed [km/h]	62.7	68.1	68.5	66.6	64.1	59.2							
Avg. Dist. to Rail [m]	5.3	2.8	3.1	3.2	4.6	9.4							
Avg. Stride Freq. [Hz]	2.4	2.5	2.5	2.4	2.5	2.4							
Avg. Stride Length [m]	5.6	7.4	7.7	7.3	6.9	6.5							





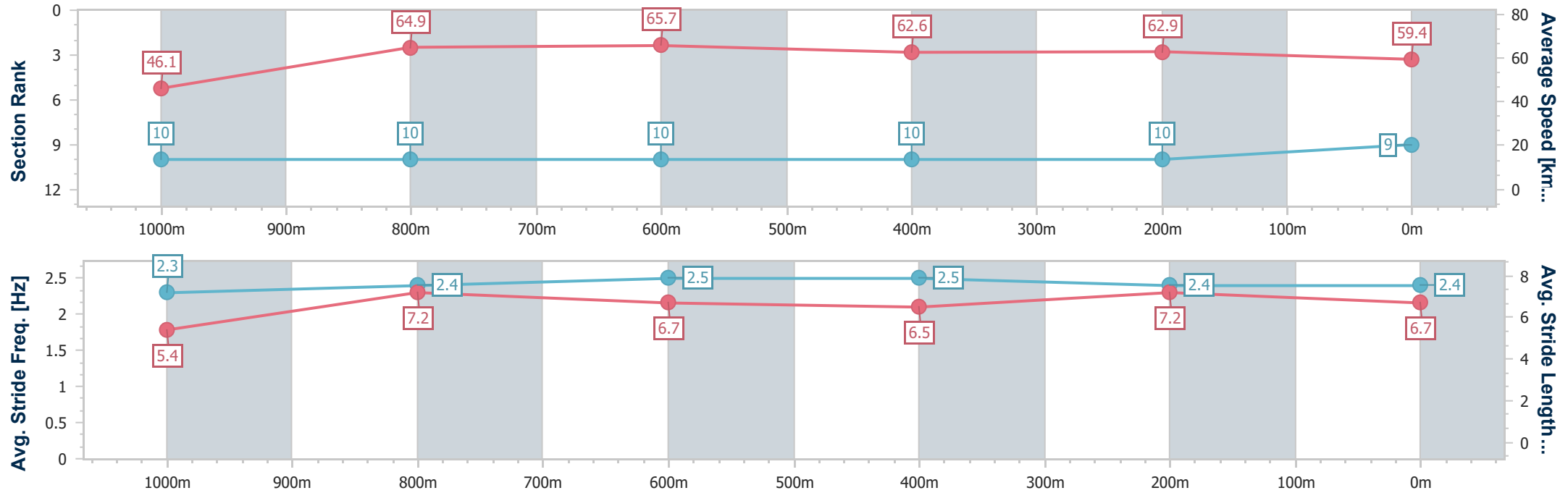
Horse/Jockey Name	Doona
Final Rank	9
Fastest Section Time (Section)	0:07.80 (Overall)
Top Speed [km/h] (Section)	67.5 (800m)
Race State	Finished



GattonProfessional
Race 6: HARMAN CONCRETING RATINGS BAND 0 - 55
Handicap - 1100m
10 July 2025 - 15:58
Track Rating: Good 4, Weather: Fine, Rail Position: +0.5m 965m-400m, True Remainder



Section	Overall	1000m	800m	600m	400m	200m							
Section Times	1:05.11 [9] (0:07.80)	0:57.31 [10] (0:11.20)	0:46.11 [10] (0:10.98)	0:35.13 [10] (0:11.55)	0:23.58 [10] (0:11.48)	0:12.10 [10] (0:12.10)							
Average Speed [km/h]	46.1	64.9	65.7	62.6	62.9	59.4							
Top Speed [km/h]	61.5	66.9	67.5	65.4	63.5	62.8							
Avg. Dist. to Rail [m]	5.8	1.8	2.2	0.7	1.1	3.3							
Avg. Stride Freq. [Hz]	2.3	2.4	2.5	2.5	2.4	2.4							
Avg. Stride Length [m]	5.4	7.2	6.7	6.5	7.2	6.7							





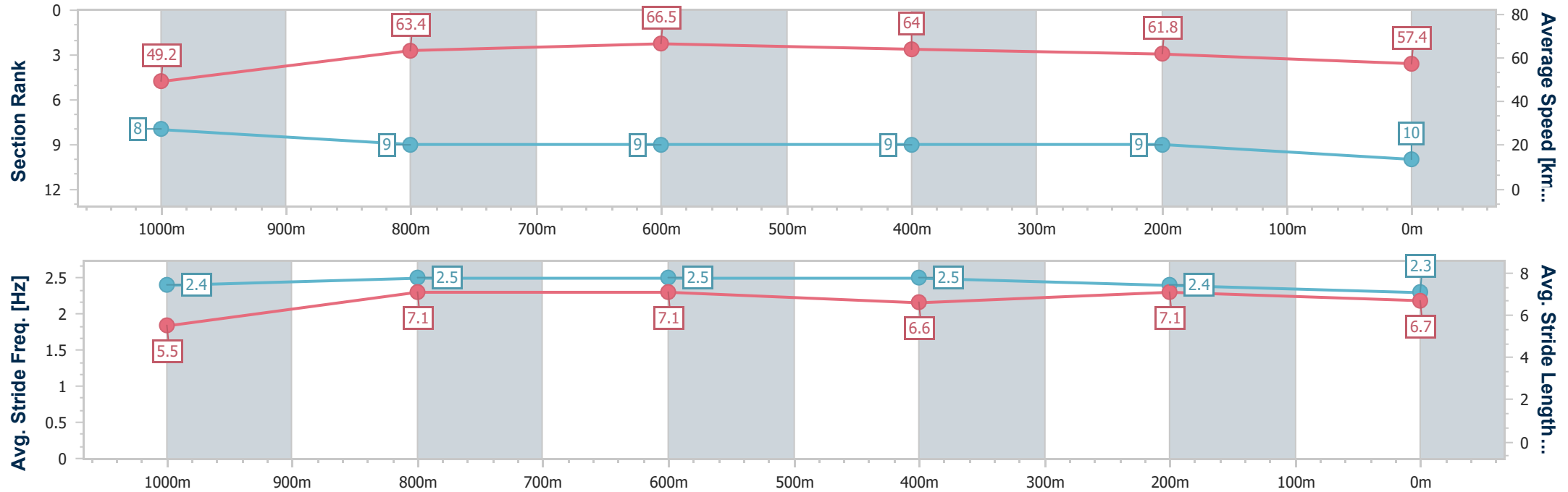
Horse/Jockey Name	Beatlemania
Final Rank	10
Fastest Section Time (Section)	0:07.35 (Overall)
Top Speed [km/h] (Section)	68.0 (800m)
Race State	Finished



GattonProfessional
Race 6: HARMAN CONCRETING RATINGS BAND 0 - 55
Handicap - 1100m
10 July 2025 - 15:58
Track Rating: Good 4, Weather: Fine, Rail Position: +0.5m 965m-400m, True Remainder



Section	Overall	1000m	800m	600m	400m	200m								
Section Times	1:05.20 [10] (0:07.35)	0:57.85 [8] (0:11.47)	0:46.38 [9] (0:10.90)	0:35.48 [9] (0:11.29)	0:24.19 [9] (0:11.66)	0:12.53 [9] (0:12.53)								
Average Speed [km/h]	49.2	63.4	66.5	64.0	61.8	57.4								
Top Speed [km/h]	60.2	67.4	68.0	66.2	63.3	59.8								
Avg. Dist. to Rail [m]	9.3	3.6	2.2	0.8	1.2	5.0								
Avg. Stride Freq. [Hz]	2.4	2.5	2.5	2.5	2.4	2.3								
Avg. Stride Length [m]	5.5	7.1	7.1	6.6	7.1	6.7								



Track Rating: Good 4, Weather: Fine, Rail Position: +0.5m 965m-400m, True Remainder

Section		Overall				1200m	1000m	800m	600m	400m	Last 600m	
Field Times		1:22.83 (0:12.21)				1:10.62 (0:10.63)	0:59.99 (0:11.19)	0:48.80 (0:11.34)	0:37.46 (0:12.33)	0:25.13 (0:12.30)	0:37.46	
Rank	TAB	Horse/Jockey	Barrier	Top Speed [km/h]	Fastest Section							Distance Travelled [m]
1	9	FORT WILLIAM	7	69.6	0:11.01	1:22.83 [1]	1:09.72 [11]	0:58.60 [12]	0:47.59 [10]	0:36.58 [5]	0:24.78 [4]	0:36.58
		Stacey Callow		1200m	1000m	(0:13.11)	(0:11.12)	(0:11.01)	(0:11.01)	(0:11.80)	(0:11.95)	
2	5	DIVINE GEM	12	70.5	0:10.82	1:22.93 [2]	1:10.72 [1]	0:59.90 [3]	0:48.68 [3]	0:37.28 [3]	0:25.04 [3]	0:37.28 +1
		Nathan Thomas		Overall	1200m	(0:12.21)	(0:10.82)	(0:11.22)	(0:11.40)	(0:12.24)	(0:12.31)	
3	7	JACKS AND SODA	11	70.0	0:10.80	1:23.25 [3]	1:10.79 [5]	0:59.99 [4]	0:48.68 [4]	0:37.11 [4]	0:24.97 [5]	0:37.11 -6
		Kenji Yoshida		1200m	1200m	(0:12.46)	(0:10.80)	(0:11.31)	(0:11.57)	(0:12.14)	(0:12.33)	
4	2	LONE FORCE	8	67.7	0:11.11	1:23.36 [4]	1:10.56 [8]	0:59.45 [9]	0:48.22 [9]	0:36.71 [9]	0:24.49 [8]	0:36.71 -3
		Jai Williams		1200m	1200m	(0:12.80)	(0:11.11)	(0:11.23)	(0:11.51)	(0:12.22)	(0:12.07)	
5	11	SHOUTS ALL DAY	5	69.4	0:10.89	1:23.46 [5]	1:10.23 [12]	0:59.34 [11]	0:48.12 [12]	0:36.60 [11]	0:24.39 [9]	0:36.60 -6
		Les Tilley		1200m	1200m	(0:13.23)	(0:10.89)	(0:11.22)	(0:11.52)	(0:12.21)	(0:12.02)	
6	1	POWERFUL EAGLE	4	69.4	0:10.94	1:23.49 [6]	1:10.88 [6]	0:59.94 [6]	0:48.65 [6]	0:37.11 [8]	0:24.92 [6]	0:37.11 -7
		Nathan Fazackerley		1200m	1200m	(0:12.61)	(0:10.94)	(0:11.29)	(0:11.54)	(0:12.19)	(0:12.32)	
7	8	KAMARIYA	1	71.6	0:10.54	1:23.78 [7]	1:11.48 [3]	1:00.94 [1]	0:49.75 [1]	0:38.32 [2]	0:26.08 [1]	0:38.32 -12
		Tahlia Fenlon		1200m	1200m	(0:12.30)	(0:10.54)	(0:11.19)	(0:11.43)	(0:12.24)	(0:12.50)	
8	4	BEAT HOLLOW	10	72.1	0:10.66	1:24.26 [8]	1:11.99 [2]	1:01.33 [2]	0:50.21 [2]	0:38.89 [1]	0:26.53 [2]	0:38.89 -6
		Dan McGillivray		1200m	1200m	(0:12.27)	(0:10.66)	(0:11.12)	(0:11.32)	(0:12.36)	(0:12.74)	
9	15	KEITANY	9	67.1	0:11.22	1:24.66 [9]	1:11.81 [9]	1:00.55 [10]	0:49.33 [11]	0:37.63 [12]	0:25.51 [10]	0:37.63 -2
		Billie-Rose Andrew		Overall	1000m	(0:12.85)	(0:11.26)	(0:11.22)	(0:11.70)	(0:12.12)	(0:12.41)	
10	6	FLY FIFER	3	69.6	0:10.99	1:25.11 [10]	1:12.22 [10]	1:01.23 [8]	0:49.98 [8]	0:38.39 [10]	0:25.89 [11]	0:38.39 -12
		Kayla Johnston		1200m	1200m	(0:12.89)	(0:10.99)	(0:11.25)	(0:11.59)	(0:12.50)	(0:12.74)	

Scratched: Black 'N' Deadly (#14), Doona (#16), Darling Heart (#18), Reggie's Folly (#3), Better Strings (#17), Pacific Pirate (#12)



GattonProfessional

Race 7: QN HOTEL LAIDLEY Class 2 Handicap - 1400m

10 July 2025 - 16:36



LOCKYER VALLEY
TURF CLUB

Track Rating: Good 4, Weather: Fine, Rail Position: +0.5m 965m-400m, True Remainder

Section						Overall	1200m	1000m	800m	600m	400m	Last 600m	
Field Times						1:22.83 (0:12.21)	1:10.62 (0:10.63)	0:59.99 (0:11.19)	0:48.80 (0:11.34)	0:37.46 (0:12.33)	0:25.13 (0:12.30)	0:37.46	
Rank	TAB	Horse/Jockey	Barrier	Top Speed [km/h]	Fastest Section								Distance Travelled [m]
11	13	ROCKBARTON FASHION	6	69.7	0:10.94	1:25.45 [11]	1:12.80 [7]	1:01.86 [7]	0:50.60 [7]	0:39.13 [6]	0:26.76 [7]	0:39.13	+1
		Olivia Kendal		1200m	1200m	(0:12.65)	(0:10.94)	(0:11.26)	(0:11.47)	(0:12.37)	(0:12.81)		
12	10	AZNAVOUR	2	70.0	0:10.85	1:29.54 [12]	1:17.10 [4]	1:06.25 [5]	0:54.91 [5]	0:43.21 [7]	0:30.25 [12]	0:43.21	-11
		Ty Wheeler		1200m	1200m	(0:12.44)	(0:10.85)	(0:11.34)	(0:11.70)	(0:12.96)	(0:14.31)		

Scratched: Black 'N' Deadly (#14), Doona (#16), Darling Heart (#18), Reggie's Folly (#3), Better Strings (#17), Pacific Pirate (#12)



GattonProfessional

Race 7: QN HOTEL LAIDLEY Class 2 Handicap - 1400m

10 July 2025 - 16:36



LOCKYER VALLEY
· TURF CLUB ·

Track Rating: Good 4, Weather: Fine, Rail Position: +0.5m 965m-400m, True Remainder

Section Field Times				200m 0:12.83 (0:12.83)				Last 600m 0:37.46	
Rank	TAB	Horse/Jockey	Barrier	Top Speed [km/h]	Fastest Section	Margin		Distance Travelled [m]	
1	9	FORT WILLIAM	7	69.6	0:11.01	0:12.83 [1]	1:22.83	0:36.58	
		Stacey Callow		1200m	1000m	(0:12.83)			
2	5	DIVINE GEM	12	70.5	0:10.82	0:12.73 [2]	0.58L	0:37.28	+1
		Nathan Thomas		Overall	1200m	(0:12.73)			
3	7	JACKS AND SODA	11	70.0	0:10.80	0:12.64 [5]	2.46L	0:37.11	-6
		Kenji Yoshida		1200m	1200m	(0:12.64)			
4	2	LONE FORCE	8	67.7	0:11.11	0:12.42 [7]	3.14L	0:36.71	-3
		Jai Williams		1200m	1200m	(0:12.42)			
5	11	SHOUTS ALL DAY	5	69.4	0:10.89	0:12.37 [8]	3.72L	0:36.60	-6
		Les Tilley		1200m	1200m	(0:12.37)			
6	1	POWERFUL EAGLE	4	69.4	0:10.94	0:12.60 [6]	3.91L	0:37.11	-7
		Nathan Fazackerley		1200m	1200m	(0:12.60)			
7	8	KAMARIYA	1	71.6	0:10.54	0:13.58 [3]	5.58L	0:38.32	-12
		Tahlia Fenlon		1200m	1200m	(0:13.58)			
8	4	BEAT HOLLOW	10	72.1	0:10.66	0:13.79 [4]	8.45L	0:38.89	-6
		Dan McGillivray		1200m	1200m	(0:13.79)			
9	15	KEITANY	9	67.1	0:11.22	0:13.10 [10]	10.78L	0:37.63	-2
		Billie-Rose Andrew		Overall	1000m	(0:13.10)			
10	6	FLY FIFER	3	69.6	0:10.99	0:13.15 [11]	13.41L	0:38.39	-12
		Kayla Johnston		1200m	1200m	(0:13.15)			

Scratched: Black 'N' Deadly (#14), Doona (#16), Darling Heart (#18), Reggie's Folly (#3), Better Strings (#17), Pacific Pirate (#12)

Report Created: Thu 10 July 2025 16:53 GMT+10 (Note: Timing is based on position data)

Page 3/16

[] Ranking at each section and finish
-:-:- No data available at this section
NA No data available

SCN Saddle cloth number
DNF Did not finish
DNT Did not track

data processed by  TRIPLESDATA



GattonProfessional

Race 7: QN HOTEL LAIDLEY Class 2 Handicap - 1400m

10 July 2025 - 16:36



LOCKYER VALLEY
· TURF CLUB ·

Track Rating: Good 4, Weather: Fine, Rail Position: +0.5m 965m-400m, True Remainder

Section						200m		Last 600m	
Field Times						0:12.83 (0:12.83)		0:37.46	
Rank	TAB	Horse/Jockey	Barrier	Top Speed [km/h]	Fastest Section	Margin		Distance Travelled [m]	
11	13	ROCKBARTON FASHION	6	69.7	0:10.94	0:13.95 [9]	15.46L	0:39.13	+1
		Olivia Kendal		1200m	1200m	(0:13.95)			
12	10	AZNAVOUR	2	70.0	0:10.85	0:15.94 [12]	39.49L	0:43.21	-11
		Ty Wheeler		1200m	1200m	(0:15.94)			

Scratched: Black 'N' Deadly (#14), Doona (#16), Darling Heart (#18), Reggie's Folly (#3), Better Strings (#17), Pacific Pirate (#12)



Horse/Jockey Name	Fort William
Final Rank	1
Fastest Section Time (Section)	0:11.01 (1000m)
Top Speed [km/h] (Section)	69.6 (1200m)
Race State	Finished

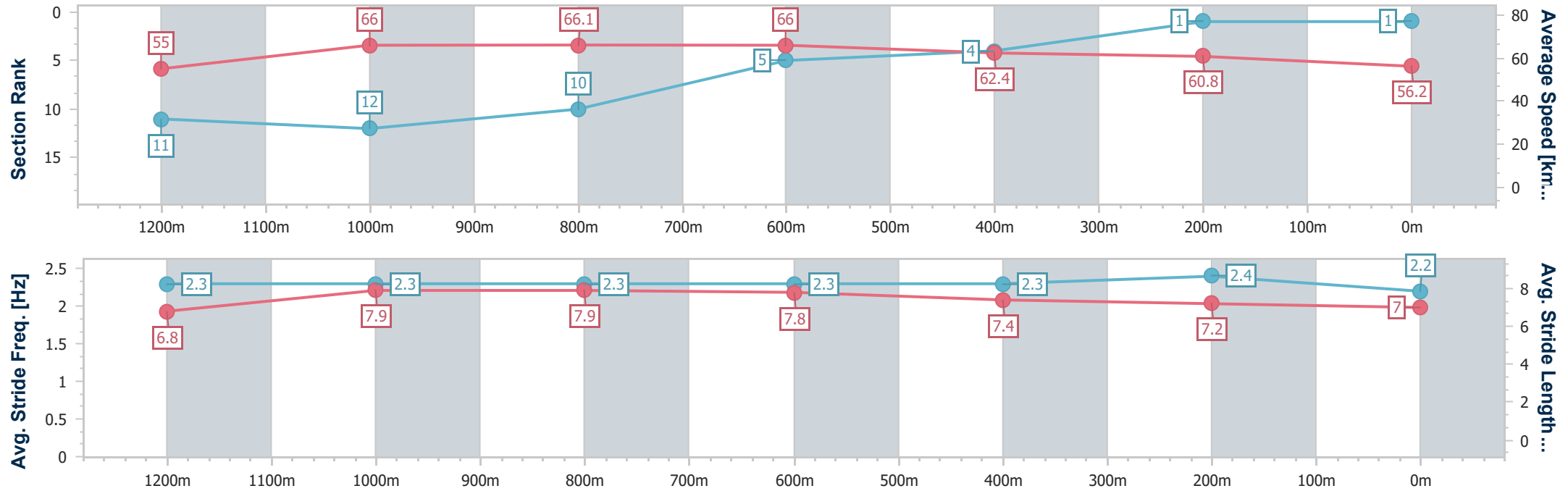


GattonProfessional
Race 7: QN HOTEL LAIDLEY Class 2 Handicap - 1400m

10 July 2025 - 16:36
Track Rating: Good 4, Weather: Fine, Rail Position: +0.5m 965m-400m, True Remainder



Section	Overall	1200m	1000m	800m	600m	400m	200m						
Section Times	1:22.83 [1] (0:13.11)	1:09.72 [11] (0:11.12)	0:58.60 [12] (0:11.01)	0:47.59 [10] (0:11.01)	0:36.58 [5] (0:11.80)	0:24.78 [4] (0:11.95)	0:12.83 [1] (0:12.83)						
Average Speed [km/h]	55.0	66.0	66.1	66.0	62.4	60.8	56.2						
Top Speed [km/h]	69.3	69.6	68.5	68.4	65.4	62.5	58.3						
Avg. Dist. to Rail [m]	5.9	2.8	2.8	3.3	3.9	5.1	7.8						
Avg. Stride Freq. [Hz]	2.3	2.3	2.3	2.3	2.3	2.4	2.2						
Avg. Stride Length [m]	6.8	7.9	7.9	7.8	7.4	7.2	7.0						





Horse/Jockey Name	Divine Gem
Final Rank	2
Fastest Section Time (Section)	0:10.82 (1200m)
Top Speed [km/h] (Section)	70.5 (Overall)
Race State	Finished

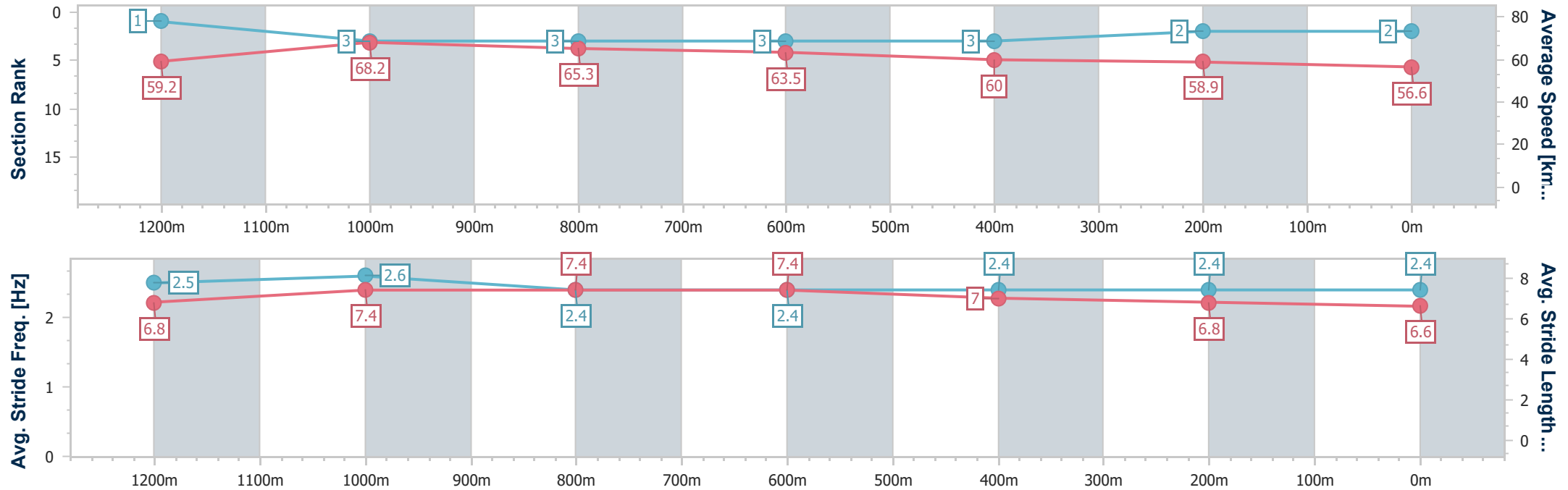


GattonProfessional
Race 7: QN HOTEL LAIDLEY Class 2 Handicap - 1400m

10 July 2025 - 16:36
Track Rating: Good 4, Weather: Fine, Rail Position: +0.5m 965m-400m, True Remainder



Section	Overall	1200m	1000m	800m	600m	400m	200m						
Section Times	1:22.93 [2] (0:12.21)	1:10.72 [1] (0:10.82)	0:59.90 [3] (0:11.22)	0:48.68 [3] (0:11.40)	0:37.28 [3] (0:12.24)	0:25.04 [3] (0:12.31)	0:12.73 [2] (0:12.73)						
Average Speed [km/h]	59.2	68.2	65.3	63.5	60.0	58.9	56.6						
Top Speed [km/h]	70.5	70.4	67.6	65.5	63.0	60.2	59.0						
Avg. Dist. to Rail [m]	9.5	4.5	4.6	3.1	2.9	3.7	5.1						
Avg. Stride Freq. [Hz]	2.5	2.6	2.4	2.4	2.4	2.4	2.4						
Avg. Stride Length [m]	6.8	7.4	7.4	7.4	7.0	6.8	6.6						



- [] Ranking at each section and finish
- .-.- No data available at this section
- NA No data available



Horse/Jockey Name	Jacks And Soda
Final Rank	3
Fastest Section Time (Section)	0:10.80 (1200m)
Top Speed [km/h] (Section)	70.0 (1200m)
Race State	Finished

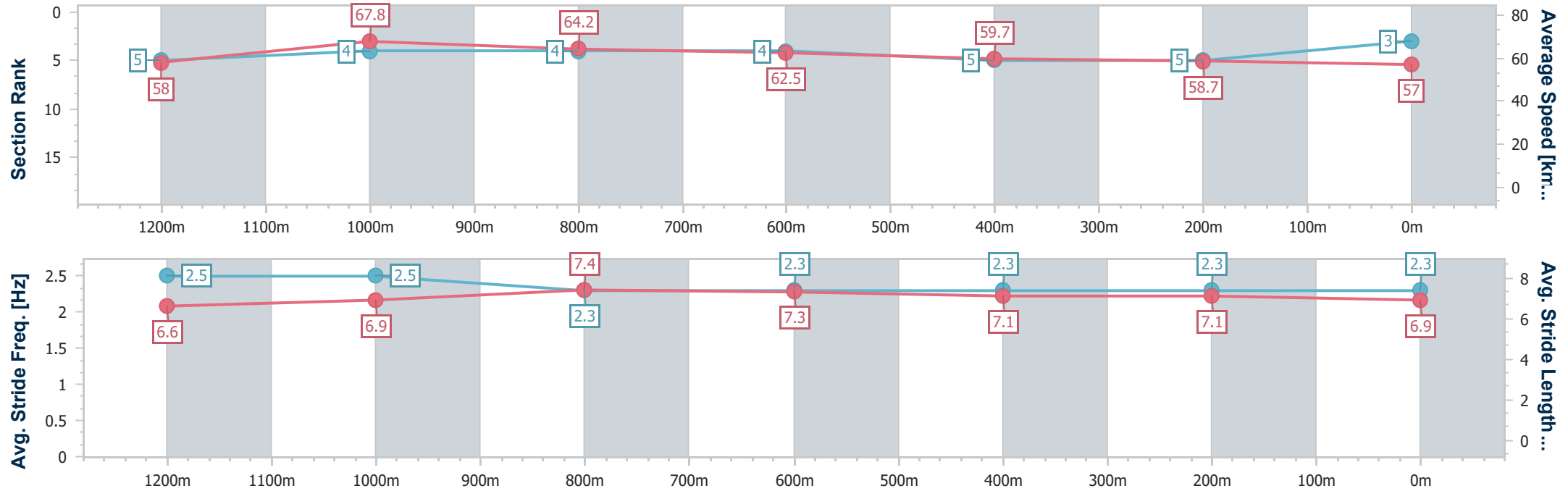


GattonProfessional
Race 7: QN HOTEL LAIDLEY Class 2 Handicap - 1400m

10 July 2025 - 16:36
Track Rating: Good 4, Weather: Fine, Rail Position: +0.5m 965m-400m, True Remainder



Section	Overall	1200m	1000m	800m	600m	400m	200m						
Section Times	1:23.25 [3] (0:12.46)	1:10.79 [5] (0:10.80)	0:59.99 [4] (0:11.31)	0:48.68 [4] (0:11.57)	0:37.11 [4] (0:12.14)	0:24.97 [5] (0:12.33)	0:12.64 [5] (0:12.64)						
Average Speed [km/h]	58.0	67.8	64.2	62.5	59.7	58.7	57.0						
Top Speed [km/h]	70.0	70.0	65.6	63.6	62.3	59.4	58.3						
Avg. Dist. to Rail [m]	9.3	2.8	2.1	2.1	1.7	2.8	6.3						
Avg. Stride Freq. [Hz]	2.5	2.5	2.3	2.3	2.3	2.3	2.3						
Avg. Stride Length [m]	6.6	6.9	7.4	7.3	7.1	7.1	6.9						





Horse/Jockey Name	Lone Force
Final Rank	4
Fastest Section Time (Section)	0:11.11 (1200m)
Top Speed [km/h] (Section)	67.7 (1200m)
Race State	Finished

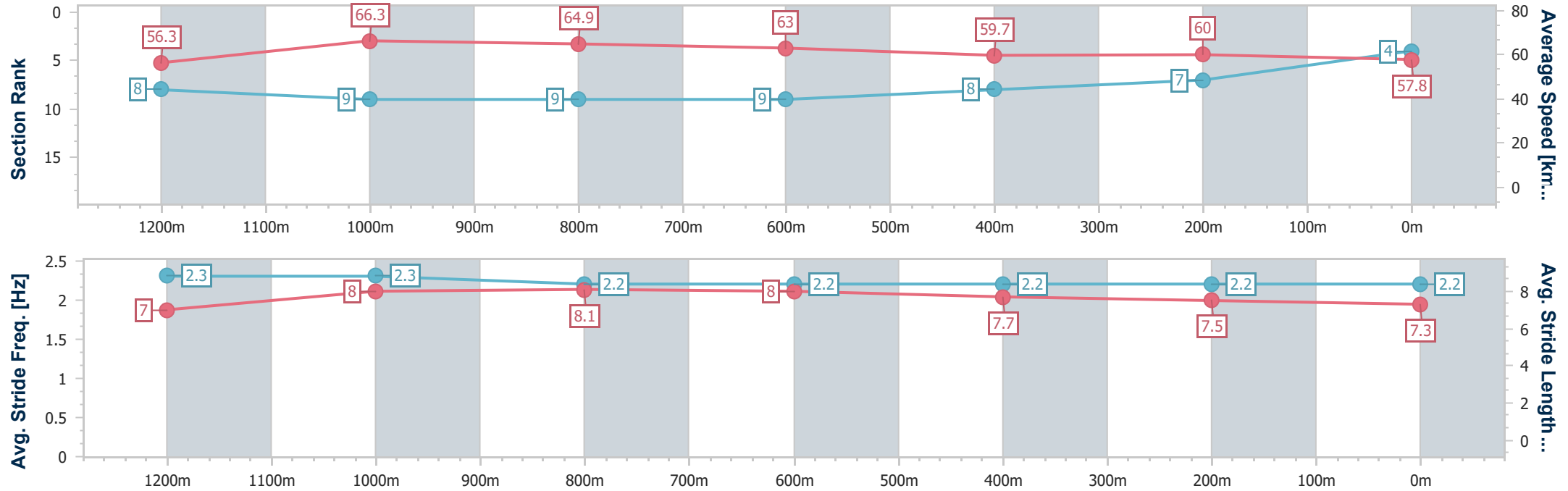


GattonProfessional
Race 7: QN HOTEL LAIDLEY Class 2 Handicap - 1400m

10 July 2025 - 16:36
Track Rating: Good 4, Weather: Fine, Rail Position: +0.5m 965m-400m, True Remainder



Section	Overall	1200m	1000m	800m	600m	400m	200m						
Section Times	1:23.36 [4] (0:12.80)	1:10.56 [8] (0:11.11)	0:59.45 [9] (0:11.23)	0:48.22 [9] (0:11.51)	0:36.71 [9] (0:12.22)	0:24.49 [8] (0:12.07)	0:12.42 [7] (0:12.42)						
Average Speed [km/h]	56.3	66.3	64.9	63.0	59.7	60.0	57.8						
Top Speed [km/h]	67.0	67.7	67.1	64.5	62.0	60.6	60.4						
Avg. Dist. to Rail [m]	7.1	3.8	3.6	2.8	2.0	2.3	3.8						
Avg. Stride Freq. [Hz]	2.3	2.3	2.2	2.2	2.2	2.2	2.2						
Avg. Stride Length [m]	7.0	8.0	8.1	8.0	7.7	7.5	7.3						





Horse/Jockey Name	Shouts All Day
Final Rank	5
Fastest Section Time (Section)	0:10.89 (1200m)
Top Speed [km/h] (Section)	69.4 (1200m)
Race State	Finished

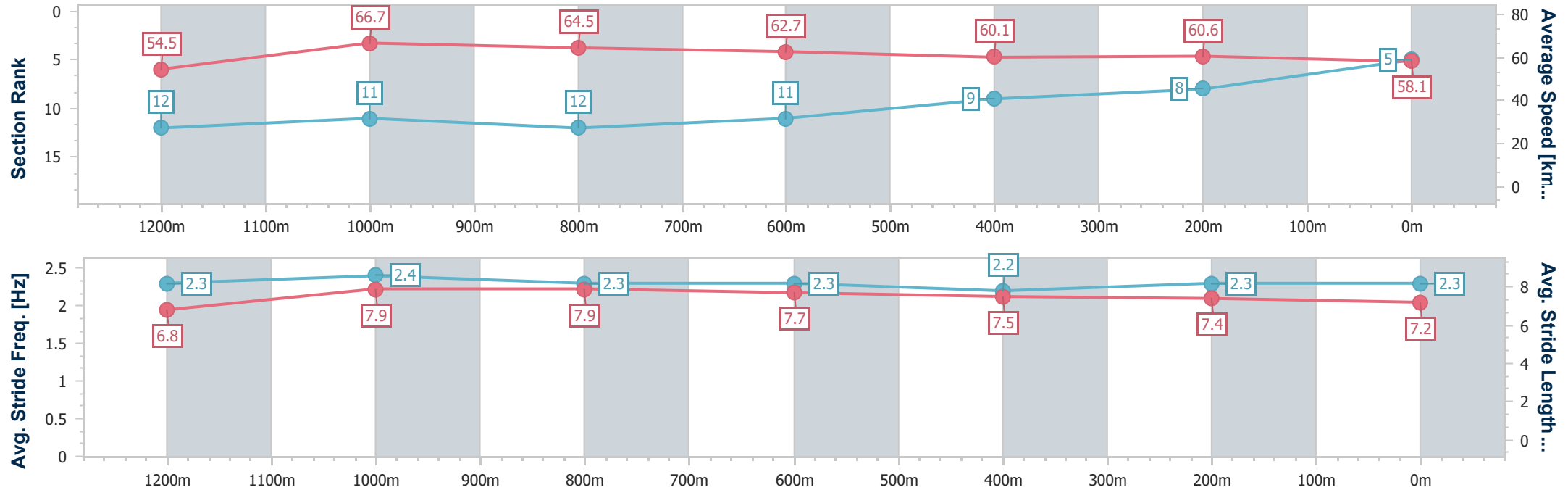


GattonProfessional
Race 7: QN HOTEL LAIDLEY Class 2 Handicap - 1400m

10 July 2025 - 16:36
Track Rating: Good 4, Weather: Fine, Rail Position: +0.5m 965m-400m, True Remainder



Section	Overall	1200m	1000m	800m	600m	400m	200m						
Section Times	1:23.46 [5] (0:13.23)	1:10.23 [12] (0:10.89)	0:59.34 [11] (0:11.22)	0:48.12 [12] (0:11.52)	0:36.60 [11] (0:12.21)	0:24.39 [9] (0:12.02)	0:12.37 [8] (0:12.37)						
Average Speed [km/h]	54.5	66.7	64.5	62.7	60.1	60.6	58.1						
Top Speed [km/h]	69.3	69.4	66.1	63.5	62.5	61.3	60.2						
Avg. Dist. to Rail [m]	3.6	1.3	1.8	1.4	2.9	5.5	8.1						
Avg. Stride Freq. [Hz]	2.3	2.4	2.3	2.3	2.2	2.3	2.3						
Avg. Stride Length [m]	6.8	7.9	7.9	7.7	7.5	7.4	7.2						





Horse/Jockey Name	Powerful Eagle
Final Rank	6
Fastest Section Time (Section)	0:10.94 (1200m)
Top Speed [km/h] (Section)	69.4 (1200m)
Race State	Finished

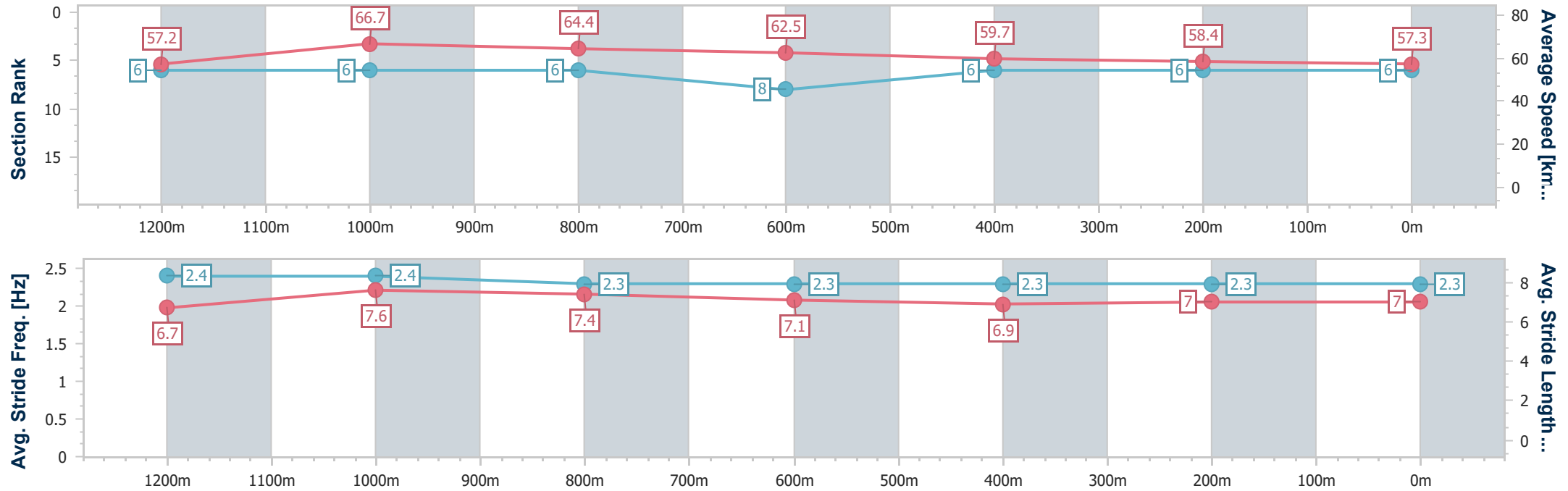


GattonProfessional
Race 7: QN HOTEL LAIDLEY Class 2 Handicap - 1400m

10 July 2025 - 16:36
Track Rating: Good 4, Weather: Fine, Rail Position: +0.5m 965m-400m, True Remainder



Section	Overall	1200m	1000m	800m	600m	400m	200m						
Section Times	1:23.49 [6] (0:12.61)	1:10.88 [6] (0:10.94)	0:59.94 [6] (0:11.29)	0:48.65 [6] (0:11.54)	0:37.11 [8] (0:12.19)	0:24.92 [6] (0:12.32)	0:12.60 [6] (0:12.60)						
Average Speed [km/h]	57.2	66.7	64.4	62.5	59.7	58.4	57.3						
Top Speed [km/h]	69.2	69.4	66.7	64.5	62.4	59.5	58.8						
Avg. Dist. to Rail [m]	5.1	2.3	2.2	2.0	1.4	1.4	3.0						
Avg. Stride Freq. [Hz]	2.4	2.4	2.3	2.3	2.3	2.3	2.3						
Avg. Stride Length [m]	6.7	7.6	7.4	7.1	6.9	7.0	7.0						



- [] Ranking at each section and finish
- .-.- No data available at this section
- NA No data available



Horse/Jockey Name	Kamariya
Final Rank	7
Fastest Section Time (Section)	0:10.54 (1200m)
Top Speed [km/h] (Section)	71.6 (1200m)
Race State	Finished

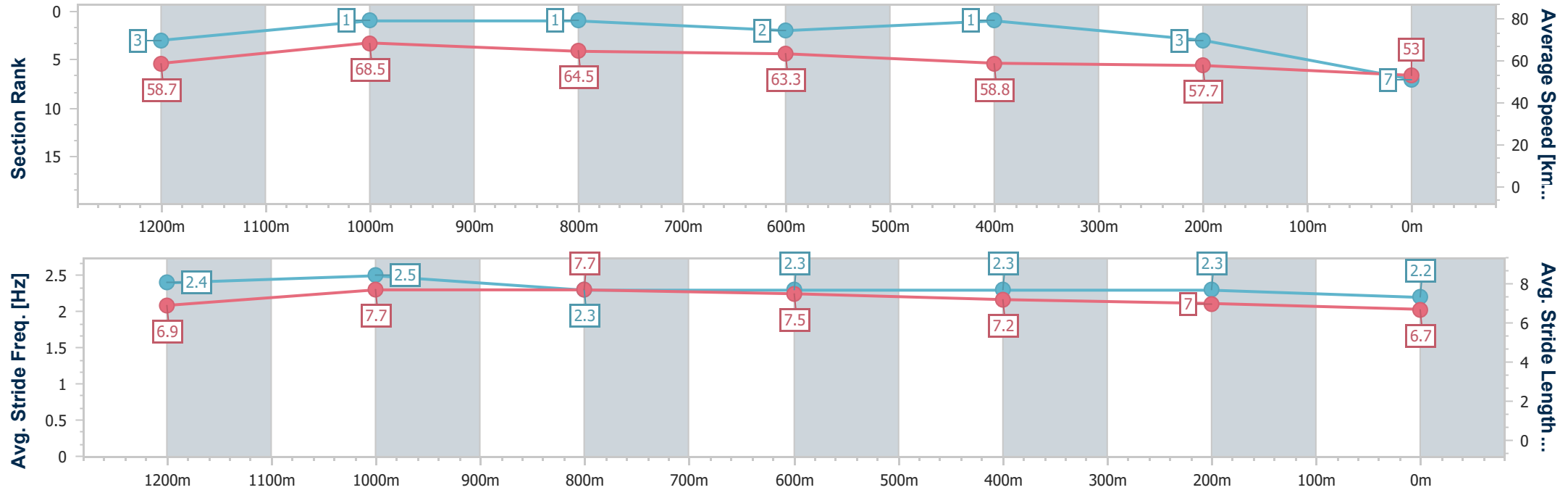


GattonProfessional
Race 7: QN HOTEL LAIDLEY Class 2 Handicap - 1400m

10 July 2025 - 16:36
Track Rating: Good 4, Weather: Fine, Rail Position: +0.5m 965m-400m, True Remainder



Section	Overall	1200m	1000m	800m	600m	400m	200m						
Section Times	1:23.78 [7] (0:12.30)	1:11.48 [3] (0:10.54)	1:00.94 [1] (0:11.19)	0:49.75 [1] (0:11.43)	0:38.32 [2] (0:12.24)	0:26.08 [1] (0:12.50)	0:13.58 [3] (0:13.58)						
Average Speed [km/h]	58.7	68.5	64.5	63.3	58.8	57.7	53.0						
Top Speed [km/h]	71.1	71.6	66.3	64.8	62.1	58.9	56.1						
Avg. Dist. to Rail [m]	1.7	1.1	0.8	0.6	0.5	0.7	1.1						
Avg. Stride Freq. [Hz]	2.4	2.5	2.3	2.3	2.3	2.3	2.2						
Avg. Stride Length [m]	6.9	7.7	7.7	7.5	7.2	7.0	6.7						





Horse/Jockey Name	Beat Hollow
Final Rank	8
Fastest Section Time (Section)	0:10.66 (1200m)
Top Speed [km/h] (Section)	72.1 (1200m)
Race State	Finished

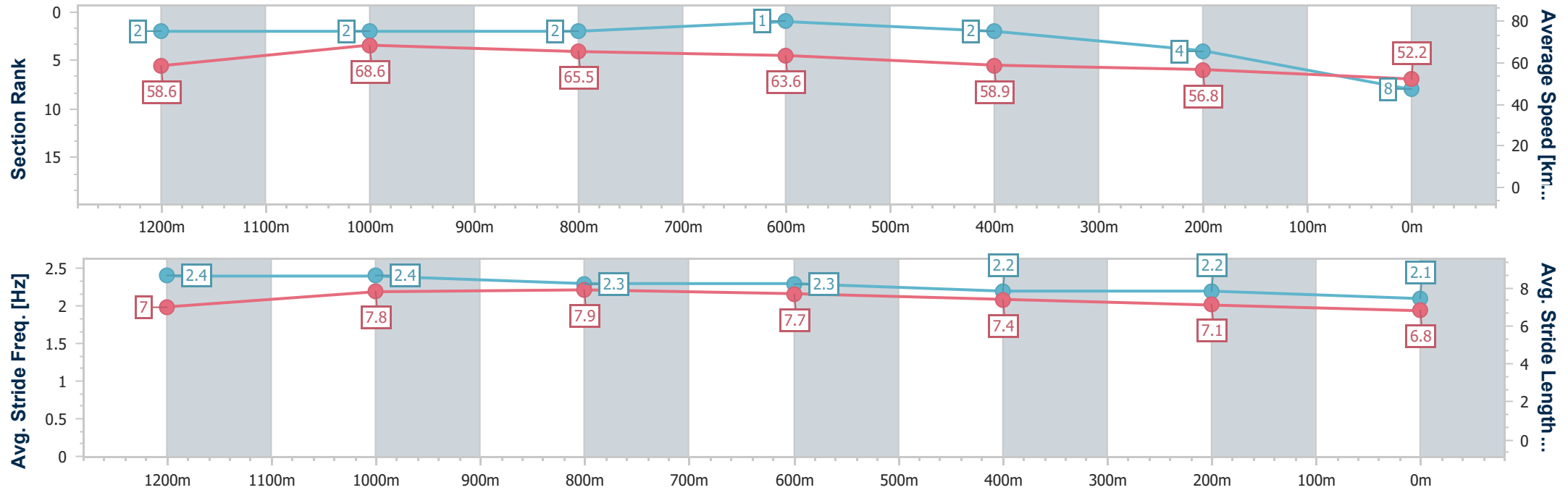


GattonProfessional
Race 7: QN HOTEL LAIDLEY Class 2 Handicap - 1400m

10 July 2025 - 16:36
Track Rating: Good 4, Weather: Fine, Rail Position: +0.5m 965m-400m, True Remainder



Section	Overall	1200m	1000m	800m	600m	400m	200m						
Section Times	1:24.26 [8] (0:12.27)	1:11.99 [2] (0:10.66)	1:01.33 [2] (0:11.12)	0:50.21 [2] (0:11.32)	0:38.89 [1] (0:12.36)	0:26.53 [2] (0:12.74)	0:13.79 [4] (0:13.79)						
Average Speed [km/h]	58.6	68.6	65.5	63.6	58.9	56.8	52.2						
Top Speed [km/h]	71.2	72.1	67.2	65.3	62.0	58.0	54.8						
Avg. Dist. to Rail [m]	7.8	2.5	2.7	1.5	1.8	3.3	6.9						
Avg. Stride Freq. [Hz]	2.4	2.4	2.3	2.3	2.2	2.2	2.1						
Avg. Stride Length [m]	7.0	7.8	7.9	7.7	7.4	7.1	6.8						





Horse/Jockey Name	Keitany
Final Rank	9
Fastest Section Time (Section)	0:11.22 (1000m)
Top Speed [km/h] (Section)	67.1 (Overall)
Race State	Finished

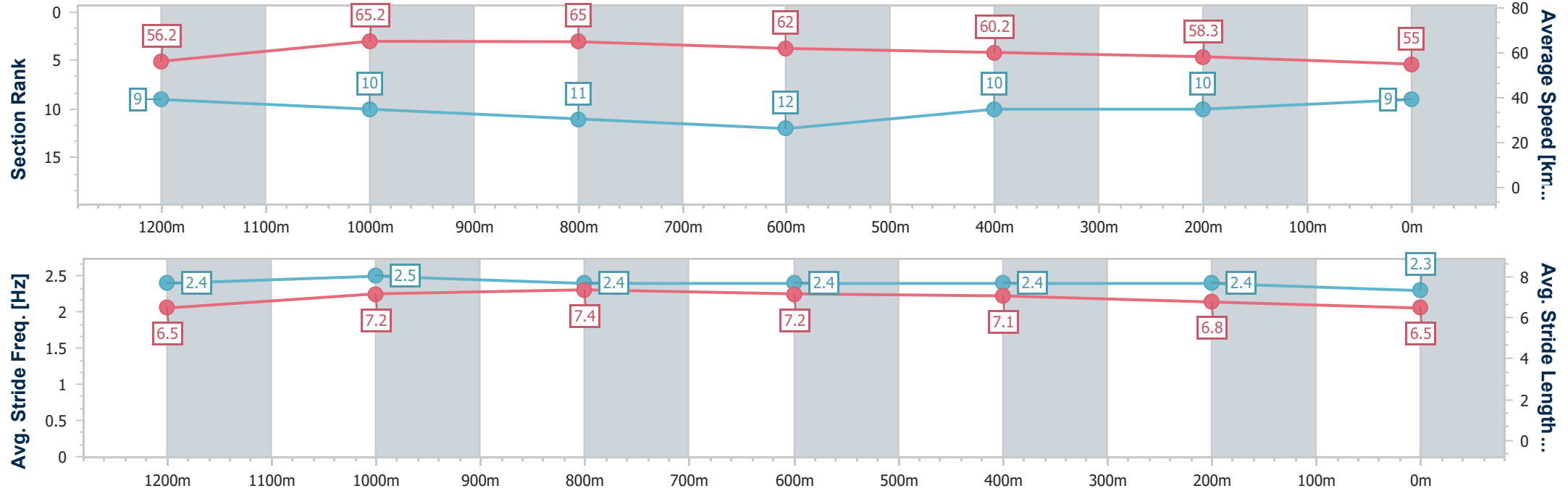


GattonProfessional
Race 7: QN HOTEL LAIDLEY Class 2 Handicap - 1400m

10 July 2025 - 16:36
Track Rating: Good 4, Weather: Fine, Rail Position: +0.5m 965m-400m, True Remainder



Section	Overall	1200m	1000m	800m	600m	400m	200m						
Section Times	1:24.66 [9] (0:12.85)	1:11.81 [9] (0:11.26)	1:00.55 [10] (0:11.22)	0:49.33 [11] (0:11.70)	0:37.63 [12] (0:12.12)	0:25.51 [10] (0:12.41)	0:13.10 [10] (0:13.10)						
Average Speed [km/h]	56.2	65.2	65.0	62.0	60.2	58.3	55.0						
Top Speed [km/h]	67.1	67.0	66.5	63.0	63.3	59.8	57.2						
Avg. Dist. to Rail [m]	8.1	3.8	3.2	2.5	2.6	3.2	5.8						
Avg. Stride Freq. [Hz]	2.4	2.5	2.4	2.4	2.4	2.4	2.3						
Avg. Stride Length [m]	6.5	7.2	7.4	7.2	7.1	6.8	6.5						



- [] Ranking at each section and finish
- .-.- No data available at this section
- NA No data available



Horse/Jockey Name	Fly Fifer
Final Rank	10
Fastest Section Time (Section)	0:10.99 (1200m)
Top Speed [km/h] (Section)	69.6 (1200m)
Race State	Finished

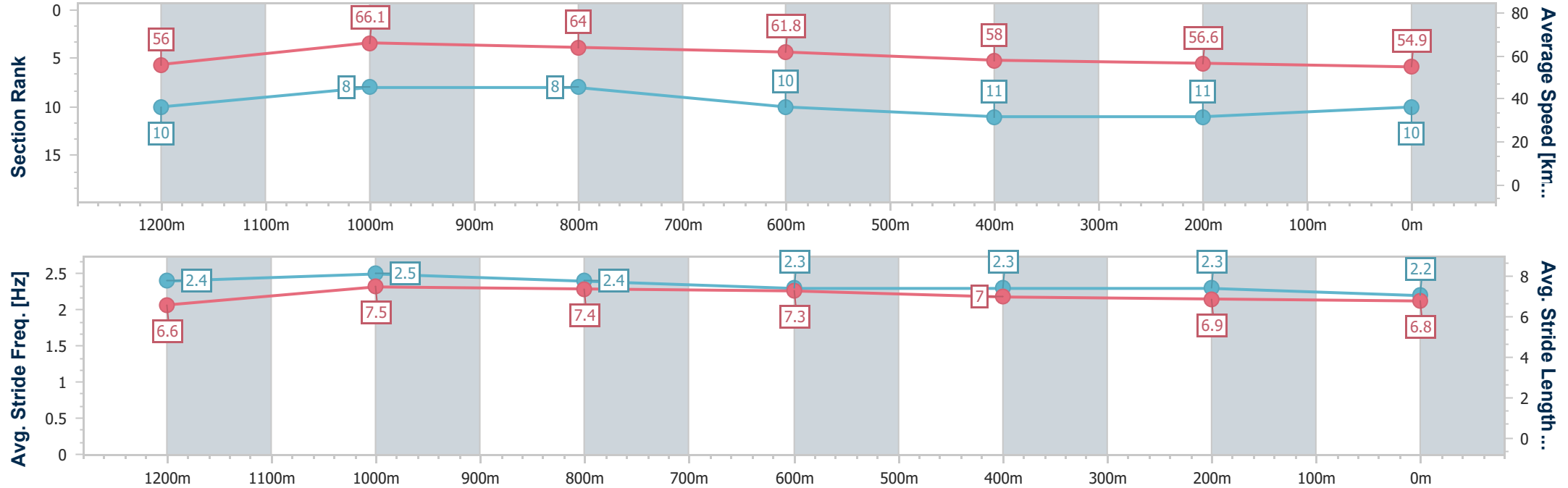


GattonProfessional
Race 7: QN HOTEL LAIDLEY Class 2 Handicap - 1400m

10 July 2025 - 16:36
Track Rating: Good 4, Weather: Fine, Rail Position: +0.5m 965m-400m, True Remainder



Section	Overall	1200m	1000m	800m	600m	400m	200m						
Section Times	1:25.11 [10] (0:12.89)	1:12.22 [10] (0:10.99)	1:01.23 [8] (0:11.25)	0:49.98 [8] (0:11.59)	0:38.39 [10] (0:12.50)	0:25.89 [11] (0:12.74)	0:13.15 [11] (0:13.15)						
Average Speed [km/h]	56.0	66.1	64.0	61.8	58.0	56.6	54.9						
Top Speed [km/h]	68.6	69.6	65.7	64.1	60.7	58.2	57.3						
Avg. Dist. to Rail [m]	3.0	1.4	0.6	1.0	1.3	2.5	4.3						
Avg. Stride Freq. [Hz]	2.4	2.5	2.4	2.3	2.3	2.3	2.2						
Avg. Stride Length [m]	6.6	7.5	7.4	7.3	7.0	6.9	6.8						





Horse/Jockey Name	Rockbarton Fashion
Final Rank	11
Fastest Section Time (Section)	0:10.94 (1200m)
Top Speed [km/h] (Section)	69.7 (1200m)
Race State	Finished

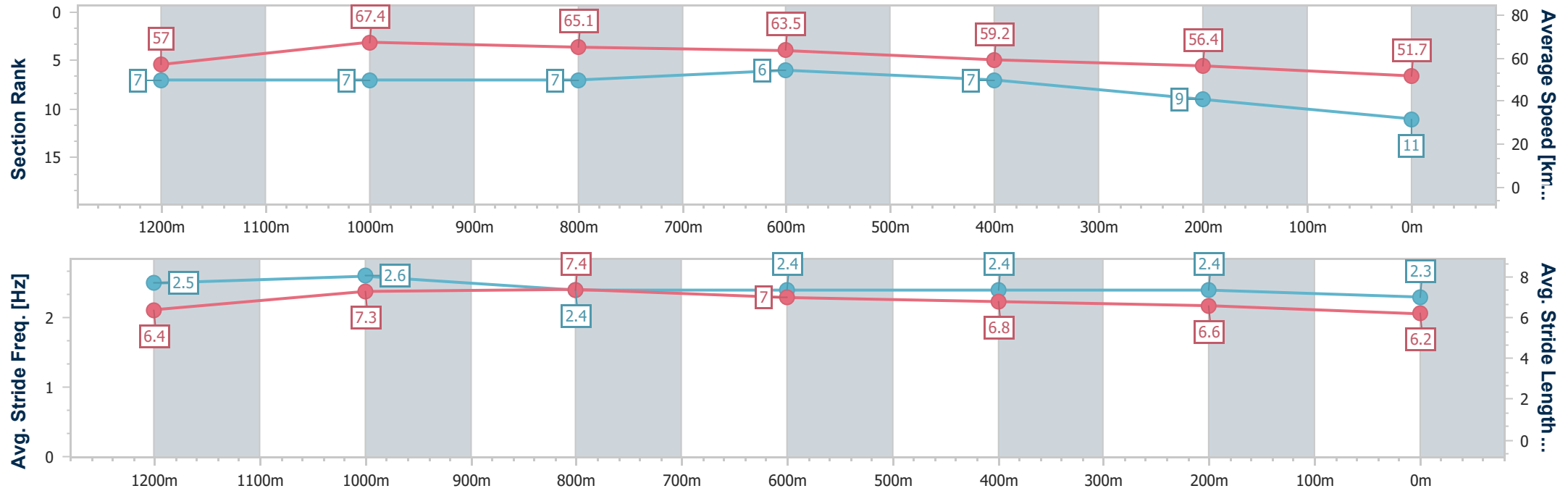


GattonProfessional
Race 7: QN HOTEL LAIDLEY Class 2 Handicap - 1400m

10 July 2025 - 16:36
Track Rating: Good 4, Weather: Fine, Rail Position: +0.5m 965m-400m, True Remainder



Section	Overall	1200m	1000m	800m	600m	400m	200m						
Section Times	1:25.45 [11] (0:12.65)	1:12.80 [7] (0:10.94)	1:01.86 [7] (0:11.26)	0:50.60 [7] (0:11.47)	0:39.13 [6] (0:12.37)	0:26.76 [7] (0:12.81)	0:13.95 [9] (0:13.95)						
Average Speed [km/h]	57.0	67.4	65.1	63.5	59.2	56.4	51.7						
Top Speed [km/h]	69.2	69.7	68.1	65.0	62.3	58.4	55.9						
Avg. Dist. to Rail [m]	6.4	4.3	4.1	4.0	3.1	2.7	5.3						
Avg. Stride Freq. [Hz]	2.5	2.6	2.4	2.4	2.4	2.4	2.3						
Avg. Stride Length [m]	6.4	7.3	7.4	7.0	6.8	6.6	6.2						





Horse/Jockey Name	Aznavour
Final Rank	12
Fastest Section Time (Section)	0:10.85 (1200m)
Top Speed [km/h] (Section)	70.0 (1200m)
Race State	Finished



GattonProfessional
Race 7: QN HOTEL LAIDLEY Class 2 Handicap - 1400m

10 July 2025 - 16:36
Track Rating: Good 4, Weather: Fine, Rail Position: +0.5m 965m-400m, True Remainder



Section	Overall	1200m	1000m	800m	600m	400m	200m						
Section Times	1:29.54 [12] (0:12.44)	1:17.10 [4] (0:10.85)	1:06.25 [5] (0:11.34)	0:54.91 [5] (0:11.70)	0:43.21 [7] (0:12.96)	0:30.25 [12] (0:14.31)	0:15.94 [12] (0:15.94)						
Average Speed [km/h]	57.8	66.7	63.6	61.4	55.5	50.3	45.1						
Top Speed [km/h]	69.8	70.0	65.1	63.6	59.4	52.8	48.1						
Avg. Dist. to Rail [m]	3.5	0.8	0.5	0.5	0.6	0.8	5.6						
Avg. Stride Freq. [Hz]	2.6	2.6	2.5	2.5	2.4	2.2	2.1						
Avg. Stride Length [m]	6.4	7.1	7.1	7.0	6.5	6.3	5.9						

