



Toowoomba Professional

Race 1: NEIL MANSELL CONCRETE BENCHMARK 58 Handicap - 1300m

12 July 2025 - 17:38



Track Rating: Good 4, Weather: Fine, Rail Position: +1.5m Entire

Section						Overall	1200m	1000m	800m	600m	400m	Last 600m	
Field Times						1:20.23 (0:08.41)	1:11.82 (0:11.41)	1:00.41 (0:11.97)	0:48.44 (0:11.95)	0:36.49 (0:12.02)	0:24.47 (0:12.15)	0:36.49	
Rank	TAB	Horse/Jockey	Barrier	Top Speed [km/h]	Fastest Section								Distance Travelled [m]
1	1	NAUGHTY WORDS	6	63.6	0:08.61	1:20.23 [1]	1:11.62 [3]	1:00.01 [3]	0:48.09 [3]	0:36.20 [3]	0:24.31 [3]	0:36.20	
		Shania Willis		1200m	Overall	(0:08.61)	(0:11.61)	(0:11.92)	(0:11.89)	(0:11.89)	(0:11.99)		
2	3	LA MANO	5	64.2	0:08.55	1:20.28 [2]	1:11.73 [2]	1:00.24 [2]	0:48.37 [2]	0:36.36 [2]	0:24.39 [2]	0:36.36	-1
		Leah Martyn		1200m	Overall	(0:08.55)	(0:11.49)	(0:11.87)	(0:12.01)	(0:11.97)	(0:12.23)		
3	11	SUGAR ISLAND	4	63.5	0:08.77	1:20.62 [3]	1:11.85 [4]	1:00.19 [5]	0:48.24 [5]	0:36.31 [5]	0:24.52 [5]	0:36.31	-2
		Nathan Evans		600m	Overall	(0:08.77)	(0:11.66)	(0:11.95)	(0:11.93)	(0:11.79)	(0:12.08)		
4	7	HARD TO DISMISS	2	64.1	0:08.78	1:20.72 [4]	1:11.94 [5]	1:00.34 [4]	0:48.48 [4]	0:36.59 [4]	0:24.70 [4]	0:36.59	-6
		Les Tilley		1200m	Overall	(0:08.78)	(0:11.60)	(0:11.86)	(0:11.89)	(0:11.89)	(0:12.13)		
5	9	NETWORK ERROR	9	62.1	0:08.83	1:20.75 [5]	1:11.92 [7]	1:00.09 [6]	0:48.09 [7]	0:36.07 [6]	0:24.10 [6]	0:36.07	+3
		Jackson Murphy		1200m	Overall	(0:08.83)	(0:11.83)	(0:12.00)	(0:12.02)	(0:11.97)	(0:11.97)		
6	10	LITTLE SPARK	7	64.5	0:08.41	1:20.80 [6]	1:12.39 [1]	1:00.98 [1]	0:49.01 [1]	0:37.06 [1]	0:25.04 [1]	0:37.06	-5
		Kelsey Lenton		1200m	Overall	(0:08.41)	(0:11.41)	(0:11.97)	(0:11.95)	(0:12.02)	(0:12.21)		
7	12	CRYPT DE PIN	10	62.1	0:09.54	1:20.93 [7]	1:11.39 [10]	0:59.42 [10]	0:47.56 [10]	0:35.80 [9]	0:24.26 [7]	0:35.80	-10
		Chelsea Baker		600m	Overall	(0:09.54)	(0:11.97)	(0:11.86)	(0:11.76)	(0:11.54)	(0:11.98)		
8	6	LONDON POINT	8	62.8	0:09.24	1:21.06 [8]	1:11.82 [9]	0:59.83 [9]	0:47.79 [9]	0:35.79 [10]	0:23.91 [10]	0:35.79	-7
		Hannah Richardson		400m	Overall	(0:09.24)	(0:11.99)	(0:12.04)	(0:12.00)	(0:11.88)	(0:11.80)		
9	4	THIEM	3	61.9	0:08.87	1:21.15 [9]	1:12.28 [8]	1:00.44 [8]	0:48.32 [8]	0:36.11 [8]	0:24.05 [9]	0:36.11	-2
		Corey Bayliss		1200m	Overall	(0:08.87)	(0:11.84)	(0:12.12)	(0:12.21)	(0:12.06)	(0:12.16)		
10	8	ROWDASH	1	62.0	0:08.81	1:21.31 [10]	1:12.50 [6]	1:00.64 [7]	0:48.72 [6]	0:36.58 [7]	0:24.62 [8]	0:36.58	-8
		Olivia Webb		1200m	Overall	(0:08.81)	(0:11.86)	(0:11.92)	(0:12.14)	(0:11.96)	(0:11.92)		

Scratched: Rylov (#2), Decimus (#5), Romantic Thoughts (#15), Bean Ball (#14), Stormtrooper (#17), Reachover (#16), Suisse Scandal (#13)

Report Created: Sat 12 July 2025 18:03 GMT+10 (Note: Timing is based on position data)

Page 1/12

[] Ranking at each section and finish
-:-:- No data available at this section
NA No data available

SCN Saddle cloth number
DNF Did not finish
DNT Did not track

data processed by TRIPLESDATA



Toowoomba Professional

Race 1: NEIL MANSELL CONCRETE BENCHMARK 58 Handicap - 1300m

12 July 2025 - 17:38



Track Rating: Good 4, Weather: Fine, Rail Position: +1.5m Entire

Section		Field Times		200m		Last 600m			
				0:12.32 (0:12.32)		0:36.49			
Rank	TAB	Horse/Jockey	Barrier	Top Speed [km/h]	Fastest Section	Margin			Distance Travelled [m]
1	1	NAUGHTY WORDS	6	63.6	0:08.61	0:12.32 [1]	1:20.23	0:36.20	
		Shania Willis		1200m	Overall	(0:12.32)			
2	3	LA MANO	5	64.2	0:08.55	0:12.16 [3]	0.2L	0:36.36	-1
		Leah Martyn		1200m	Overall	(0:12.16)			
3	11	SUGAR ISLAND	4	63.5	0:08.77	0:12.44 [5]	2L	0:36.31	-2
		Nathan Evans		600m	Overall	(0:12.44)			
4	7	HARD TO DISMISS	2	64.1	0:08.78	0:12.57 [4]	2.5L	0:36.59	-6
		Les Tilley		1200m	Overall	(0:12.57)			
5	9	NETWORK ERROR	9	62.1	0:08.83	0:12.13 [7]	2.7L	0:36.07	+3
		Jackson Murphy		1200m	Overall	(0:12.13)			
6	10	LITTLE SPARK	7	64.5	0:08.41	0:12.83 [2]	2.9L	0:37.06	-5
		Kelsey Lenton		1200m	Overall	(0:12.83)			
7	12	CRYPT DE PIN	10	62.1	0:09.54	0:12.28 [8]	3.4L	0:35.80	-10
		Chelsea Baker		600m	Overall	(0:12.28)			
8	6	LONDON POINT	8	62.8	0:09.24	0:12.11 [9]	4.2L	0:35.79	-7
		Hannah Richardson		400m	Overall	(0:12.11)			
9	4	THIEM	3	61.9	0:08.87	0:11.89 [10]	4.7L	0:36.11	-2
		Corey Bayliss		1200m	Overall	(0:11.89)			
10	8	ROWDASH	1	62.0	0:08.81	0:12.70 [6]	5.5L	0:36.58	-8
		Olivia Webb		1200m	Overall	(0:12.70)			

Scratched: Rylov (#2), Decimus (#5), Romantic Thoughts (#15), Bean Ball (#14), Stormtrooper (#17), Reachover (#16), Suisse Scandal (#13)

Report Created: Sat 12 July 2025 18:03 GMT+10 (Note: Timing is based on position data)

Page 2/12

[] Ranking at each section and finish
-:-:- No data available at this section
NA No data available

SCN Saddle cloth number
DNF Did not finish
DNT Did not track

data processed by  TRIPLESDATA



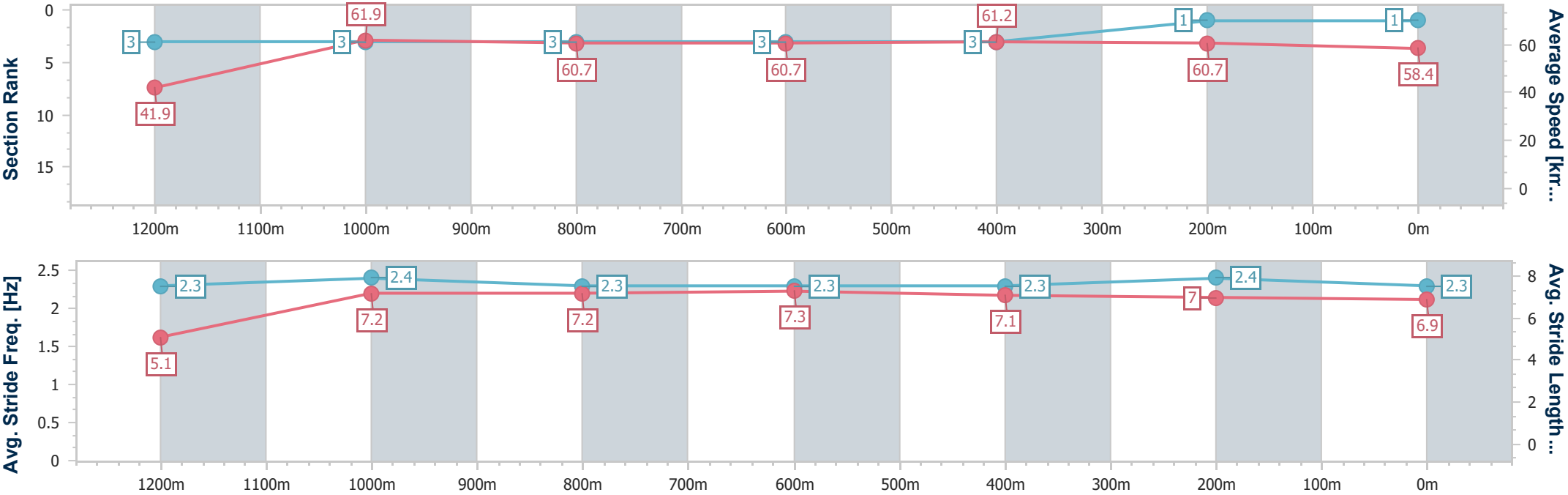
Horse/Jockey Name	Naughty Words
Final Rank	1
Fastest Section Time (Section)	0:08.61 (Overall)
Top Speed [km/h] (Section)	63.6 (1200m)
Race State	Finished



ToowoombaProfessional
Race 1: NEIL MANSELL CONCRETE BENCHMARK 58 Handicap
- 1300m
12 July 2025 - 17:38
Track Rating: Good 4, Weather: Fine, Rail Position: +1.5m Entire



Section	Overall	1200m	1000m	800m	600m	400m	200m						
Section Times	1:20.23 [1] (0:08.61)	1:11.62 [3] (0:11.61)	1:00.01 [3] (0:11.92)	0:48.09 [3] (0:11.89)	0:36.20 [3] (0:11.89)	0:24.31 [3] (0:11.99)	0:12.32 [1] (0:12.32)						
Average Speed [km/h]	41.9	61.9	60.7	60.7	61.2	60.7	58.4						
Top Speed [km/h]	60.4	63.6	61.8	61.9	62.0	61.6	60.1						
Avg. Dist. to Rail [m]	8.9	2.4	1.0	0.9	1.6	3.5	2.0						
Avg. Stride Freq. [Hz]	2.3	2.4	2.3	2.3	2.3	2.4	2.3						
Avg. Stride Length [m]	5.1	7.2	7.2	7.3	7.1	7.0	6.9						





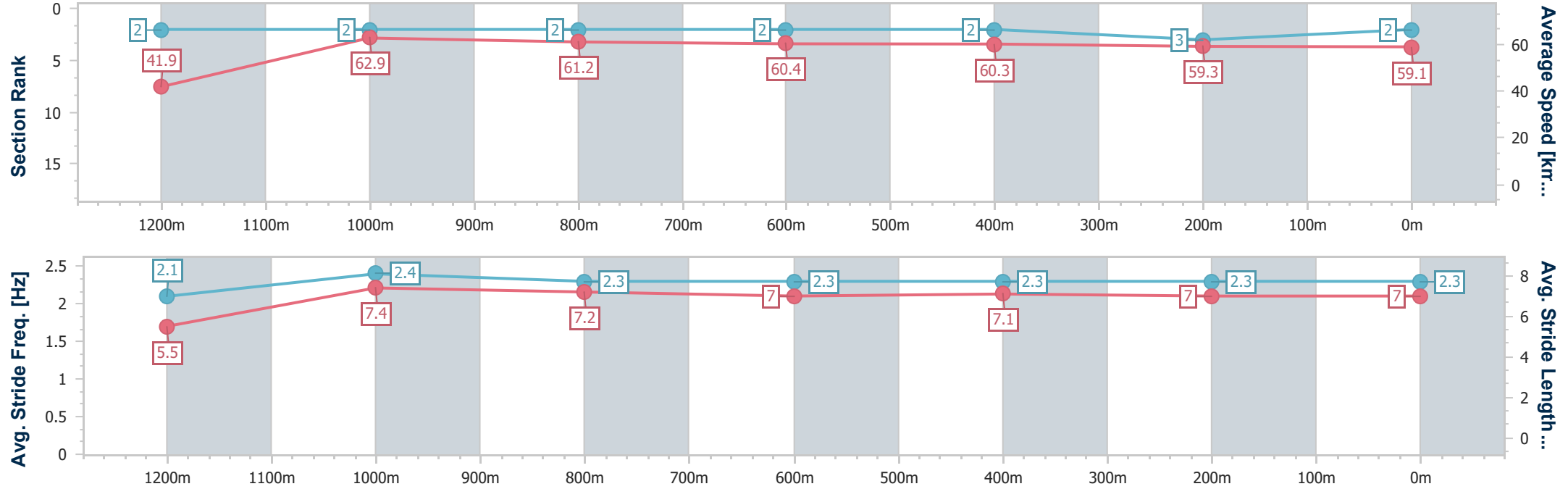
Horse/Jockey Name	La Mano
Final Rank	2
Fastest Section Time (Section)	0:08.55 (Overall)
Top Speed [km/h] (Section)	64.2 (1200m)
Race State	Finished



ToowoombaProfessional
Race 1: NEIL MANSELL CONCRETE BENCHMARK 58 Handicap
- 1300m
12 July 2025 - 17:38
Track Rating: Good 4, Weather: Fine, Rail Position: +1.5m Entire



Section	Overall	1200m	1000m	800m	600m	400m	200m						
Section Times	1:20.28 [2] (0:08.55)	1:11.73 [2] (0:11.49)	1:00.24 [2] (0:11.87)	0:48.37 [2] (0:12.01)	0:36.36 [2] (0:11.97)	0:24.39 [2] (0:12.23)	0:12.16 [3] (0:12.16)						
Average Speed [km/h]	41.9	62.9	61.2	60.4	60.3	59.3	59.1						
Top Speed [km/h]	60.6	64.2	61.9	61.2	61.9	60.5	60.5						
Avg. Dist. to Rail [m]	7.8	0.9	1.5	2.1	1.0	2.2	1.3						
Avg. Stride Freq. [Hz]	2.1	2.4	2.3	2.3	2.3	2.3	2.3						
Avg. Stride Length [m]	5.5	7.4	7.2	7.0	7.1	7.0	7.0						





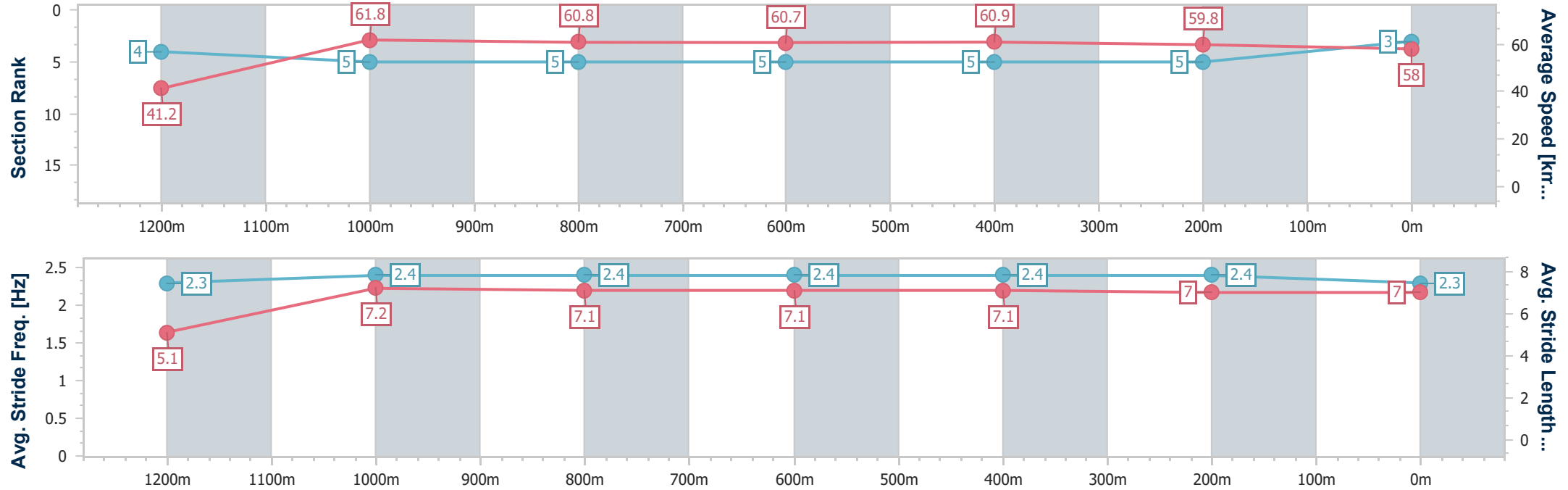
Horse/Jockey Name	Sugar Island
Final Rank	3
Fastest Section Time (Section)	0:08.77 (Overall)
Top Speed [km/h] (Section)	63.5 (600m)
Race State	Finished



ToowoombaProfessional
Race 1: NEIL MANSELL CONCRETE BENCHMARK 58 Handicap
- 1300m
12 July 2025 - 17:38
Track Rating: Good 4, Weather: Fine, Rail Position: +1.5m Entire



Section	Overall	1200m	1000m	800m	600m	400m	200m						
Section Times	1:20.62 [3] (0:08.77)	1:11.85 [4] (0:11.66)	1:00.19 [5] (0:11.95)	0:48.24 [5] (0:11.93)	0:36.31 [5] (0:11.79)	0:24.52 [5] (0:12.08)	0:12.44 [5] (0:12.44)						
Average Speed [km/h]	41.2	61.8	60.8	60.7	60.9	59.8	58.0						
Top Speed [km/h]	61.1	63.2	61.8	63.5	63.5	60.7	59.9						
Avg. Dist. to Rail [m]	7.7	3.0	2.5	1.4	0.3	2.3	2.9						
Avg. Stride Freq. [Hz]	2.3	2.4	2.4	2.4	2.4	2.4	2.3						
Avg. Stride Length [m]	5.1	7.2	7.1	7.1	7.1	7.0	7.0						





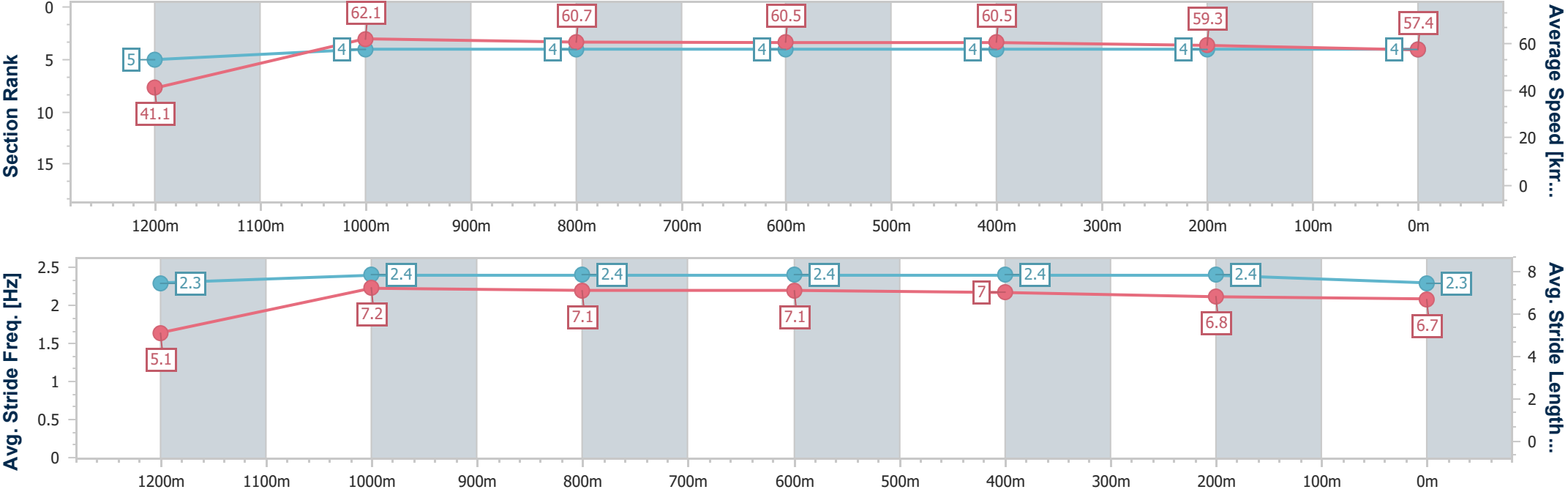
Horse/Jockey Name	Hard To Dismiss
Final Rank	4
Fastest Section Time (Section)	0:08.78 (Overall)
Top Speed [km/h] (Section)	64.1 (1200m)
Race State	Finished



ToowoombaProfessional
Race 1: NEIL MANSELL CONCRETE BENCHMARK 58 Handicap
- 1300m
12 July 2025 - 17:38
Track Rating: Good 4, Weather: Fine, Rail Position: +1.5m Entire



Section	Overall	1200m	1000m	800m	600m	400m	200m						
Section Times	1:20.72 [4] (0:08.78)	1:11.94 [5] (0:11.60)	1:00.34 [4] (0:11.86)	0:48.48 [4] (0:11.89)	0:36.59 [4] (0:11.89)	0:24.70 [4] (0:12.13)	0:12.57 [4] (0:12.57)						
Average Speed [km/h]	41.1	62.1	60.7	60.5	60.5	59.3	57.4						
Top Speed [km/h]	60.2	64.1	61.9	61.5	61.8	60.2	59.0						
Avg. Dist. to Rail [m]	6.9	2.0	0.2	0.6	0.4	1.0	0.8						
Avg. Stride Freq. [Hz]	2.3	2.4	2.4	2.4	2.4	2.4	2.3						
Avg. Stride Length [m]	5.1	7.2	7.1	7.1	7.0	6.8	6.7						





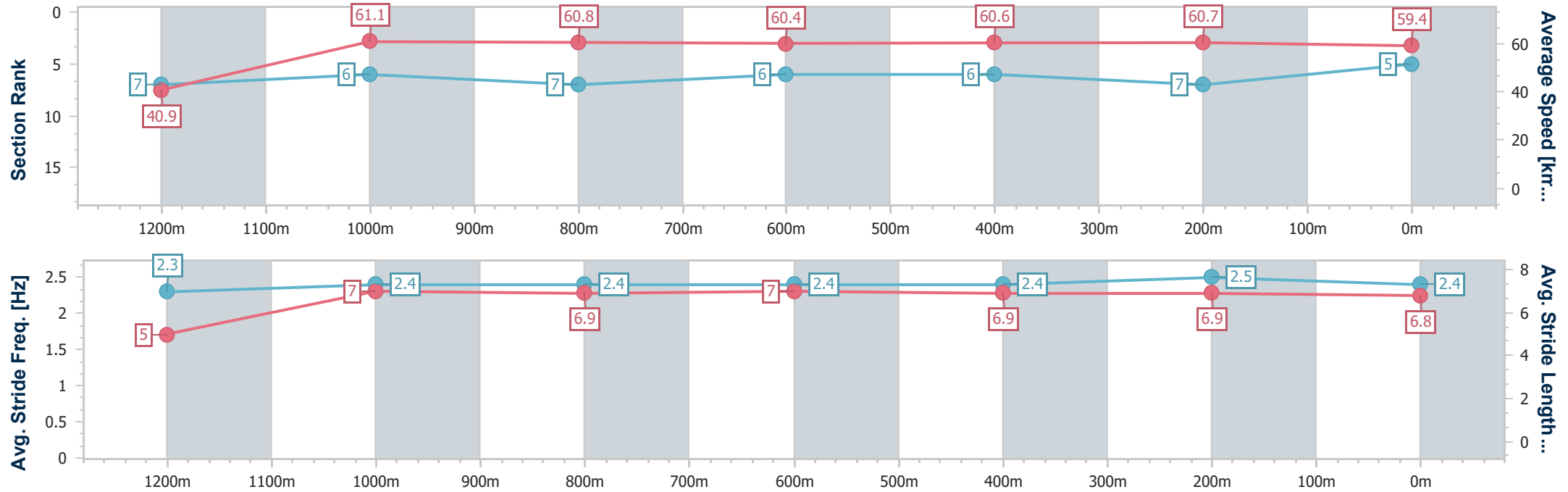
Horse/Jockey Name	Network Error
Final Rank	5
Fastest Section Time (Section)	0:08.83 (Overall)
Top Speed [km/h] (Section)	62.1 (1200m)
Race State	Finished



ToowoombaProfessional
Race 1: NEIL MANSELL CONCRETE BENCHMARK 58 Handicap
- 1300m
12 July 2025 - 17:38
Track Rating: Good 4, Weather: Fine, Rail Position: +1.5m Entire



Section	Overall	1200m	1000m	800m	600m	400m	200m						
Section Times	1:20.75 [5] (0:08.83)	1:11.92 [7] (0:11.83)	1:00.09 [6] (0:12.00)	0:48.09 [7] (0:12.02)	0:36.07 [6] (0:11.97)	0:24.10 [6] (0:11.97)	0:12.13 [7] (0:12.13)						
Average Speed [km/h]	40.9	61.1	60.8	60.4	60.6	60.7	59.4						
Top Speed [km/h]	60.4	62.1	61.5	61.4	61.9	61.7	59.7						
Avg. Dist. to Rail [m]	11.0	4.0	3.6	2.4	1.8	1.7	0.4						
Avg. Stride Freq. [Hz]	2.3	2.4	2.4	2.4	2.4	2.5	2.4						
Avg. Stride Length [m]	5.0	7.0	6.9	7.0	6.9	6.9	6.8						





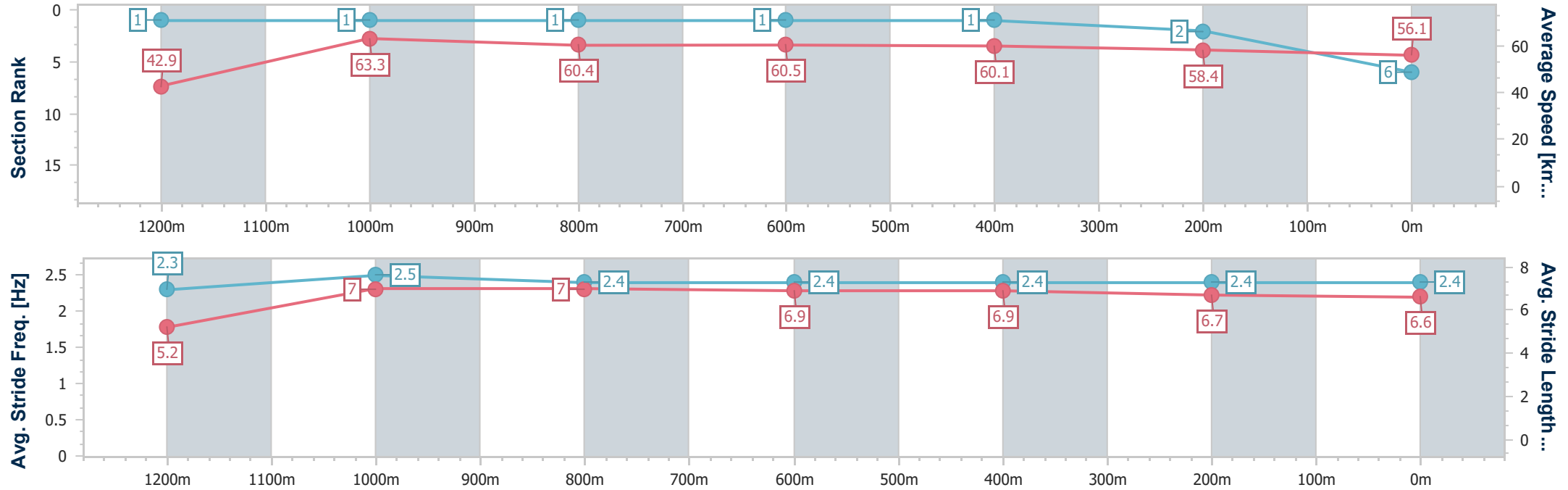
Horse/Jockey Name	Little Spark
Final Rank	6
Fastest Section Time (Section)	0:08.41 (Overall)
Top Speed [km/h] (Section)	64.5 (1200m)
Race State	Finished



ToowoombaProfessional
Race 1: NEIL MANSELL CONCRETE BENCHMARK 58 Handicap
- 1300m
12 July 2025 - 17:38
Track Rating: Good 4, Weather: Fine, Rail Position: +1.5m Entire



Section	Overall	1200m	1000m	800m	600m	400m	200m						
Section Times	1:20.80 [6] (0:08.41)	1:12.39 [1] (0:11.41)	1:00.98 [1] (0:11.97)	0:49.01 [1] (0:11.95)	0:37.06 [1] (0:12.02)	0:25.04 [1] (0:12.21)	0:12.83 [2] (0:12.83)						
Average Speed [km/h]	42.9	63.3	60.4	60.5	60.1	58.4	56.1						
Top Speed [km/h]	62.7	64.5	63.2	61.6	61.4	59.3	57.6						
Avg. Dist. to Rail [m]	9.3	3.0	1.7	1.0	0.7	1.5	1.6						
Avg. Stride Freq. [Hz]	2.3	2.5	2.4	2.4	2.4	2.4	2.4						
Avg. Stride Length [m]	5.2	7.0	7.0	6.9	6.9	6.7	6.6						





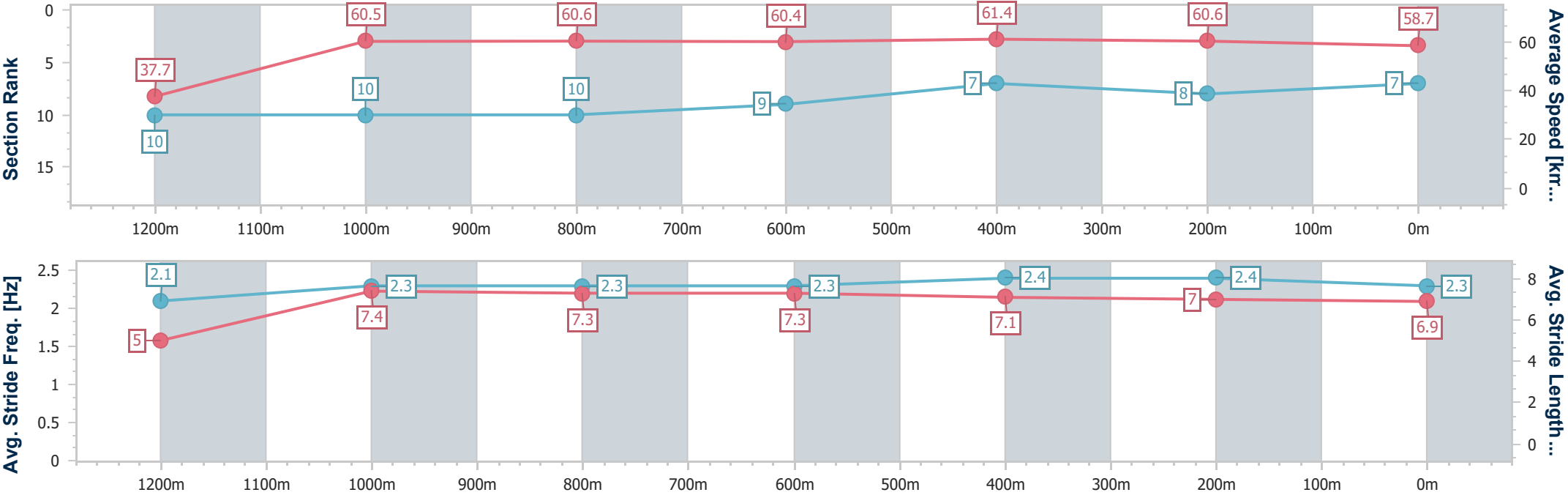
Horse/Jockey Name	Crypt De Pin
Final Rank	7
Fastest Section Time (Section)	0:09.54 (Overall)
Top Speed [km/h] (Section)	62.1 (600m)
Race State	Finished



ToowoombaProfessional
Race 1: NEIL MANSELL CONCRETE BENCHMARK 58 Handicap
- 1300m
12 July 2025 - 17:38
Track Rating: Good 4, Weather: Fine, Rail Position: +1.5m Entire



Section	Overall	1200m	1000m	800m	600m	400m	200m						
Section Times	1:20.93 [7] (0:09.54)	1:11.39 [10] (0:11.97)	0:59.42 [10] (0:11.86)	0:47.56 [10] (0:11.76)	0:35.80 [9] (0:11.54)	0:24.26 [7] (0:11.98)	0:12.28 [8] (0:12.28)						
Average Speed [km/h]	37.7	60.5	60.6	60.4	61.4	60.6	58.7						
Top Speed [km/h]	60.3	61.4	61.6	62.0	62.1	61.6	61.8						
Avg. Dist. to Rail [m]	10.8	2.8	1.4	4.5	3.4	3.6	7.1						
Avg. Stride Freq. [Hz]	2.1	2.3	2.3	2.3	2.4	2.4	2.3						
Avg. Stride Length [m]	5.0	7.4	7.3	7.3	7.1	7.0	6.9						





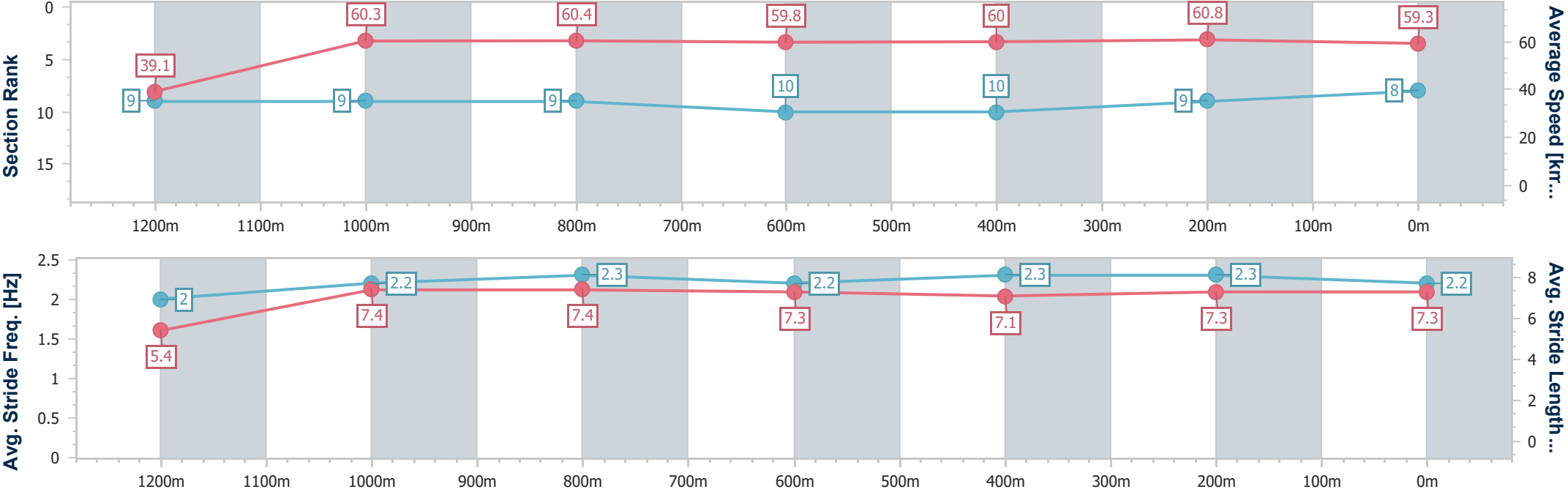
Horse/Jockey Name	London Point
Final Rank	8
Fastest Section Time (Section)	0:09.24 (Overall)
Top Speed [km/h] (Section)	62.8 (400m)
Race State	Finished



ToowoombaProfessional
Race 1: NEIL MANSELL CONCRETE BENCHMARK 58 Handicap
- 1300m
12 July 2025 - 17:38
Track Rating: Good 4, Weather: Fine, Rail Position: +1.5m Entire



Section	Overall	1200m	1000m	800m	600m	400m	200m						
Section Times	1:21.06 [8] (0:09.24)	1:11.82 [9] (0:11.99)	0:59.83 [9] (0:12.04)	0:47.79 [9] (0:12.00)	0:35.79 [10] (0:11.88)	0:23.91 [10] (0:11.80)	0:12.11 [9] (0:12.11)						
Average Speed [km/h]	39.1	60.3	60.4	59.8	60.0	60.8	59.3						
Top Speed [km/h]	58.1	61.5	62.0	61.2	61.0	62.8	60.1						
Avg. Dist. to Rail [m]	13.4	5.5	2.9	1.2	1.5	0.7	1.1						
Avg. Stride Freq. [Hz]	2.0	2.2	2.3	2.2	2.3	2.3	2.2						
Avg. Stride Length [m]	5.4	7.4	7.4	7.3	7.1	7.3	7.3						





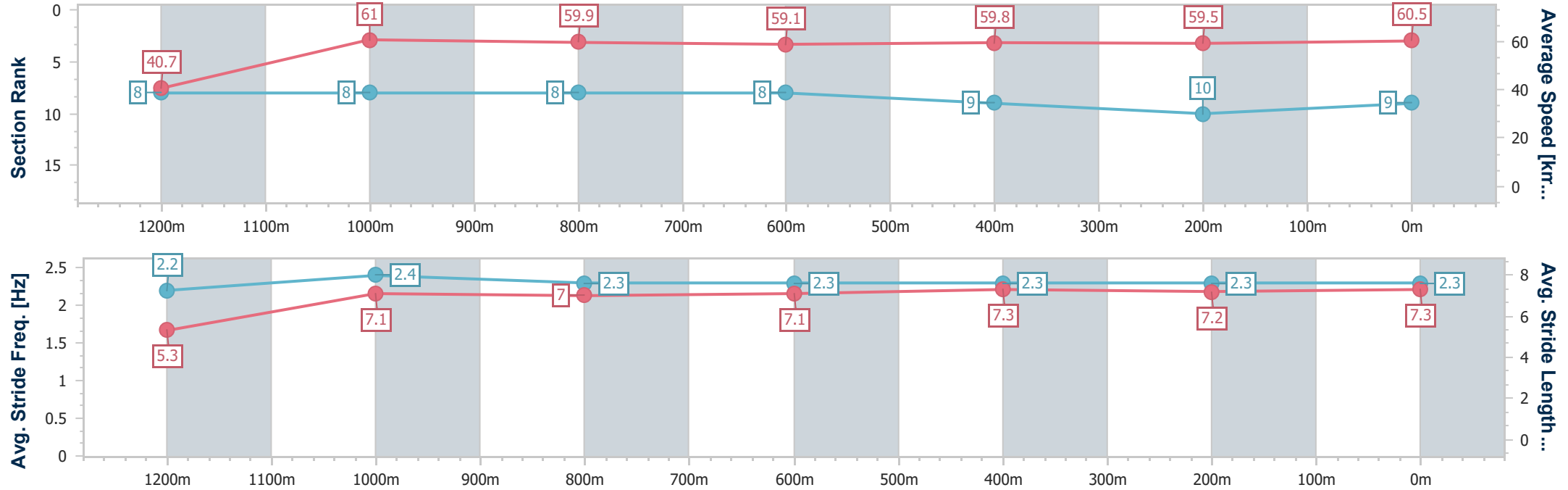
Horse/Jockey Name	Thiem
Final Rank	9
Fastest Section Time (Section)	0:08.87 (Overall)
Top Speed [km/h] (Section)	61.9 (1200m)
Race State	Finished



ToowoombaProfessional
Race 1: NEIL MANSELL CONCRETE BENCHMARK 58 Handicap
- 1300m
12 July 2025 - 17:38
Track Rating: Good 4, Weather: Fine, Rail Position: +1.5m Entire



Section	Overall	1200m	1000m	800m	600m	400m	200m						
Section Times	1:21.15 [9] (0:08.87)	1:12.28 [8] (0:11.84)	1:00.44 [8] (0:12.12)	0:48.32 [8] (0:12.21)	0:36.11 [8] (0:12.06)	0:24.05 [9] (0:12.16)	0:11.89 [10] (0:11.89)						
Average Speed [km/h]	40.7	61.0	59.9	59.1	59.8	59.5	60.5						
Top Speed [km/h]	60.7	61.9	61.0	59.9	61.0	60.3	60.8						
Avg. Dist. to Rail [m]	6.1	2.1	2.6	1.0	0.6	0.7	3.1						
Avg. Stride Freq. [Hz]	2.2	2.4	2.3	2.3	2.3	2.3	2.3						
Avg. Stride Length [m]	5.3	7.1	7.0	7.1	7.3	7.2	7.3						





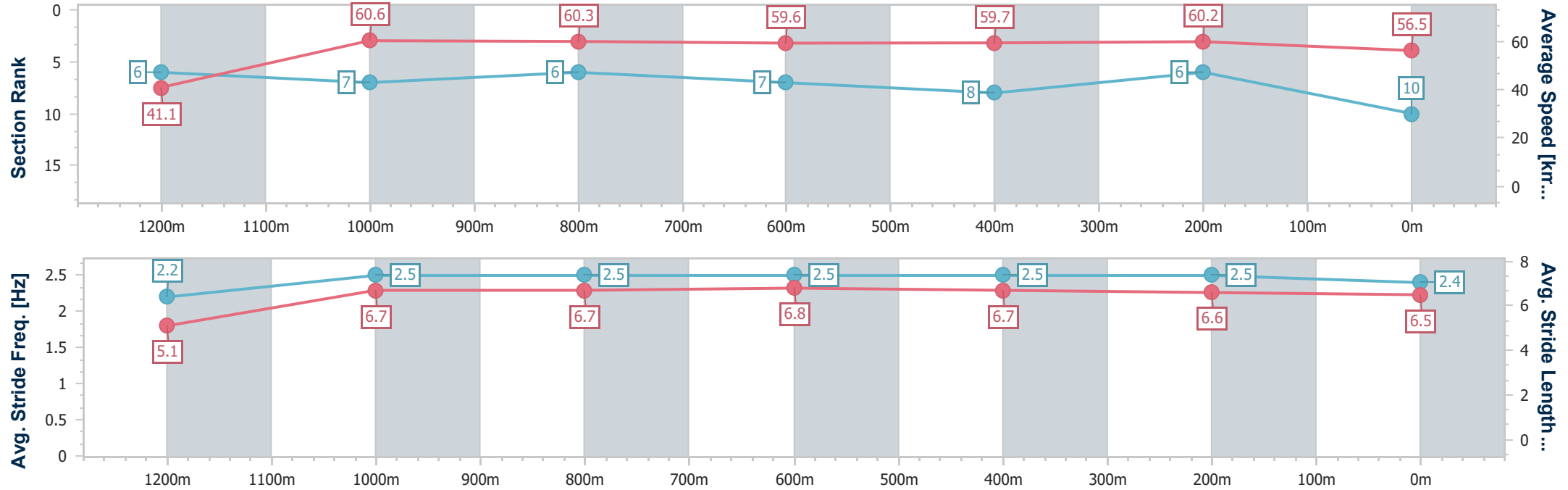
Horse/Jockey Name	Rowdash
Final Rank	10
Fastest Section Time (Section)	0:08.81 (Overall)
Top Speed [km/h] (Section)	62.0 (1200m)
Race State	Finished



ToowoombaProfessional
Race 1: NEIL MANSELL CONCRETE BENCHMARK 58 Handicap
- 1300m
12 July 2025 - 17:38
Track Rating: Good 4, Weather: Fine, Rail Position: +1.5m Entire



Section	Overall	1200m	1000m	800m	600m	400m	200m						
Section Times	1:21.31 [10] (0:08.81)	1:12.50 [6] (0:11.86)	1:00.64 [7] (0:11.92)	0:48.72 [6] (0:12.14)	0:36.58 [7] (0:11.96)	0:24.62 [8] (0:11.92)	0:12.70 [6] (0:12.70)						
Average Speed [km/h]	41.1	60.6	60.3	59.6	59.7	60.2	56.5						
Top Speed [km/h]	61.2	62.0	61.9	60.4	60.3	61.4	58.7						
Avg. Dist. to Rail [m]	3.9	1.1	0.8	0.9	1.5	1.1	0.5						
Avg. Stride Freq. [Hz]	2.2	2.5	2.5	2.5	2.5	2.5	2.4						
Avg. Stride Length [m]	5.1	6.7	6.7	6.8	6.7	6.6	6.5						





Toowoomba Professional

Race 2: SUBZERO AIRCONDITIONING Class 1 Handicap - 1200m

12 July 2025 - 18:13



Track Rating: Good 4, Weather: Fine, Rail Position: +1.5m Entire

Section		Overall				1000m	800m	600m	400m	200m	Last 600m		
Field Times		1:13.79 (0:13.62)				1:00.17 (0:11.42)	0:48.75 (0:11.82)	0:36.93 (0:12.39)	0:24.54 (0:12.10)	0:12.44 (0:12.44)	0:36.93		
Rank	TAB	Horse/Jockey	Barrier	Top Speed [km/h]	Fastest Section						Margin	Distance Travelled [m]	
1	5	CHANGE THE DEEL	8	63.5	0:11.76	1:13.79 [1]	0:59.28 [11]	0:47.52 [11]	0:35.53 [11]	0:23.77 [11]	0:11.86 [6]	1:13.79	0:35.53
		Olivia Webb		600m	1000m	(0:14.51)	(0:11.76)	(0:11.99)	(0:11.76)	(0:11.91)	(0:11.86)		
2	4	MYSTERY POWER	7	65.1	0:11.47	1:13.94 [2]	1:00.32 [1]	0:48.85 [2]	0:36.90 [2]	0:24.63 [2]	0:12.59 [1]	0.8L	0:36.90 +0
		Jake Molloy		1000m	1000m	(0:13.62)	(0:11.47)	(0:11.95)	(0:12.27)	(0:12.04)	(0:12.59)		
3	3	DANNY'S BOY	1	65.9	0:11.49	1:13.97 [3]	1:00.04 [6]	0:48.55 [4]	0:36.65 [4]	0:24.48 [3]	0:12.40 [2]	1L	0:36.65 -2
		Shania Willis		1000m	1000m	(0:13.93)	(0:11.49)	(0:11.90)	(0:12.17)	(0:12.08)	(0:12.40)		
4	1	LOVE 'N' ROCKETS	11	63.7	0:11.73	1:14.02 [4]	0:59.61 [10]	0:47.87 [10]	0:36.14 [9]	0:24.21 [7]	0:12.18 [3]	1.2L	0:36.14 +2
		Chelsea Baker		800m	800m	(0:14.41)	(0:11.74)	(0:11.73)	(0:11.93)	(0:12.03)	(0:12.18)		
5	6	MISS MOZAMBIQUE	9	64.6	0:11.80	1:14.16 [5]	1:00.03 [8]	0:48.23 [8]	0:36.38 [8]	0:24.32 [9]	0:12.10 [9]	2L	0:36.38 +0
		Les Tilley		Overall	1000m	(0:14.13)	(0:11.80)	(0:11.85)	(0:12.06)	(0:12.22)	(0:12.10)		
6	13	SCRUFFY	5	63.6	0:11.73	1:14.25 [6]	0:59.97 [9]	0:48.24 [9]	0:36.31 [10]	0:24.28 [10]	0:12.23 [8]	2.5L	0:36.31 -4
		Kelsey Lenton		Overall	1000m	(0:14.28)	(0:11.73)	(0:11.93)	(0:12.03)	(0:12.05)	(0:12.23)		
7	15	ROMANTIC THOUGHTS	2	64.5	0:11.70	1:14.44 [7]	1:00.34 [7]	0:48.64 [7]	0:36.73 [7]	0:24.72 [5]	0:12.47 [7]	3.5L	0:36.73 -8
		Jade Metcalfe		Overall	1000m	(0:14.10)	(0:11.70)	(0:11.91)	(0:12.01)	(0:12.25)	(0:12.47)		
8	11	PACIFIC PIRATE	3	63.4	0:11.70	1:14.47 [8]	1:00.54 [5]	0:48.84 [6]	0:36.79 [6]	0:24.74 [6]	0:12.62 [4]	3.7L	0:36.79 -1
		Hannah Richardson		1000m	1000m	(0:13.93)	(0:11.70)	(0:12.05)	(0:12.05)	(0:12.12)	(0:12.62)		
9	7	SOMETHING FORJO	10	65.5	0:11.46	1:14.68 [9]	1:00.88 [3]	0:49.42 [3]	0:37.46 [3]	0:25.07 [4]	0:12.58 [10]	4.7L	0:37.46 +5
		Corey Bayliss		Overall	1000m	(0:13.80)	(0:11.46)	(0:11.96)	(0:12.39)	(0:12.49)	(0:12.58)		
10	9	WHITTAKER	4	65.3	0:11.68	1:14.73 [10]	1:00.93 [3]	0:49.25 [5]	0:37.19 [5]	0:24.92 [8]	0:12.59 [11]	4.9L	0:37.19 +3
		Kenji Yoshida		Overall	1000m	(0:13.80)	(0:11.68)	(0:12.06)	(0:12.27)	(0:12.33)	(0:12.59)		

Scratched: Doona (#14), Thiem (#2), Sugar Island (#8), Miss De Medici (#10)

Report Created: Sat 12 July 2025 18:34 GMT+10 (Note: Timing is based on position data)

Page 1/13

[] Ranking at each section and finish
-:-:- No data available at this section
NA No data available

SCN Saddle cloth number
DNF Did not finish
DNT Did not track

data processed by  TRIPLESDATA



Toowoomba Professional

Race 2: SUBZERO AIRCONDITIONING Class 1 Handicap - 1200m

12 July 2025 - 18:13



Track Rating: Good 4, Weather: Fine, Rail Position: +1.5m Entire

Section					Overall	1000m	800m	600m	400m	200m	Last 600m			
Field Times					1:13.79 (0:13.62)	1:00.17 (0:11.42)	0:48.75 (0:11.82)	0:36.93 (0:12.39)	0:24.54 (0:12.10)	0:12.44 (0:12.44)	0:36.93			
Rank	TAB	Horse/Jockey	Barrier	Top Speed [km/h]	Fastest Section						Margin	Distance Travelled [m]		
11	12	BEAN BALL	6	65.6	0:11.38	1:15.08 [11]	1:01.42 [2]	0:50.04 [1]	0:38.22 [1]	0:25.83 [1]	0:13.21 [5]	6.9L	0:38.22	-4
		Jackson Murphy		Overall	1000m	(0:13.66)	(0:11.38)	(0:11.82)	(0:12.39)	(0:12.62)	(0:13.21)			

Scratched: Doona (#14), Thiem (#2), Sugar Island (#8), Miss De Medici (#10)



Horse/Jockey Name	Change The Deel
Final Rank	1
Fastest Section Time (Section)	0:11.76 (1000m)
Top Speed [km/h] (Section)	63.5 (600m)
Race State	Finished



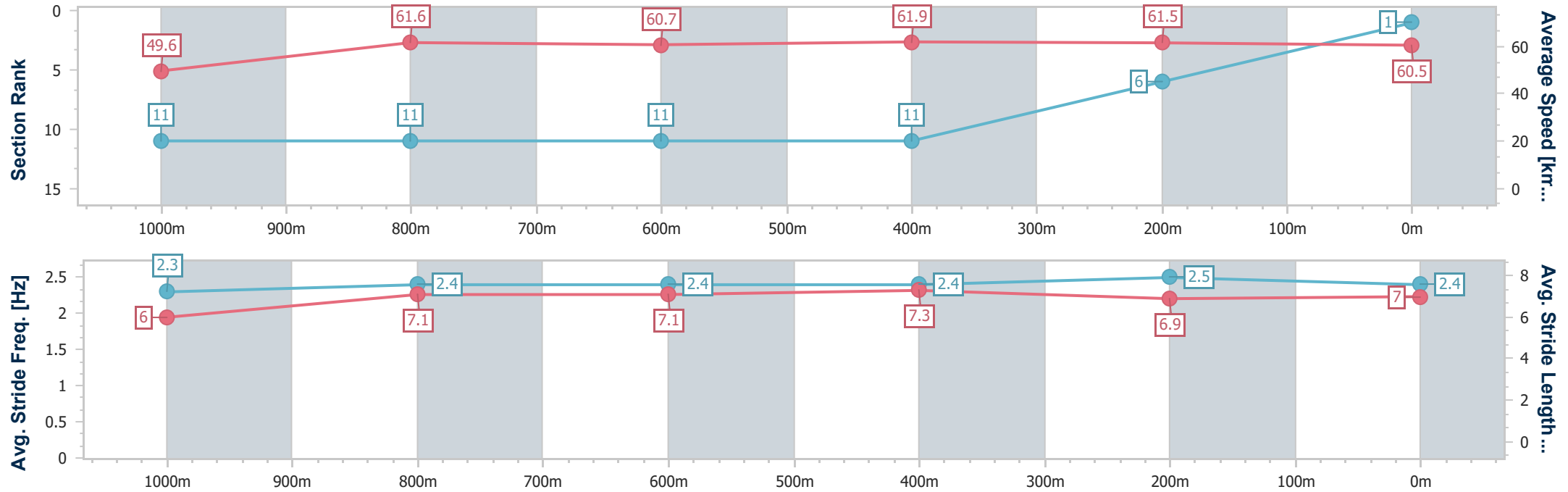
ToowoombaProfessional
Race 2: SUBZERO AIRCONDITIONING Class 1 Handicap -
1200m



12 July 2025 - 18:13

Track Rating: Good 4, Weather: Fine, Rail Position: +1.5m Entire

Section	Overall	1000m	800m	600m	400m	200m							
Section Times	1:13.79 [1] (0:14.51)	0:59.28 [11] (0:11.76)	0:47.52 [11] (0:11.99)	0:35.53 [11] (0:11.76)	0:23.77 [11] (0:11.91)	0:11.86 [6] (0:11.86)							
Average Speed [km/h]	49.6	61.6	60.7	61.9	61.5	60.5							
Top Speed [km/h]	62.9	63.2	63.1	63.5	61.8	61.7							
Avg. Dist. to Rail [m]	6.2	1.8	2.4	2.3	3.7	2.2							
Avg. Stride Freq. [Hz]	2.3	2.4	2.4	2.4	2.5	2.4							
Avg. Stride Length [m]	6.0	7.1	7.1	7.3	6.9	7.0							





Horse/Jockey Name	Mystery Power
Final Rank	2
Fastest Section Time (Section)	0:11.47 (1000m)
Top Speed [km/h] (Section)	65.1 (1000m)
Race State	Finished



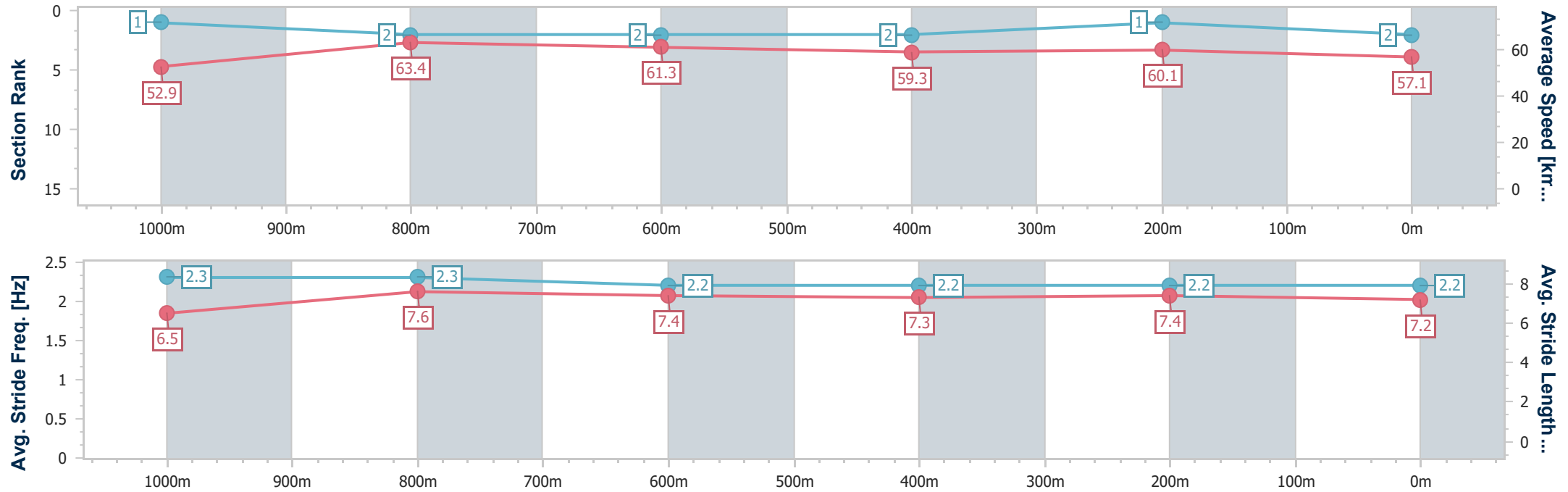
ToowoombaProfessional
Race 2: SUBZERO AIRCONDITIONING Class 1 Handicap -
1200m



12 July 2025 - 18:13

Track Rating: Good 4, Weather: Fine, Rail Position: +1.5m Entire

Section	Overall	1000m	800m	600m	400m	200m							
Section Times	1:13.94 [2] (0:13.62)	1:00.32 [1] (0:11.47)	0:48.85 [2] (0:11.95)	0:36.90 [2] (0:12.27)	0:24.63 [2] (0:12.04)	0:12.59 [1] (0:12.59)							
Average Speed [km/h]	52.9	63.4	61.3	59.3	60.1	57.1							
Top Speed [km/h]	64.7	65.1	62.3	60.6	61.1	60.5							
Avg. Dist. to Rail [m]	5.3	2.8	4.3	2.7	0.7	2.7							
Avg. Stride Freq. [Hz]	2.3	2.3	2.2	2.2	2.2	2.2							
Avg. Stride Length [m]	6.5	7.6	7.4	7.3	7.4	7.2							





Horse/Jockey Name	Danny's Boy
Final Rank	3
Fastest Section Time (Section)	0:11.49 (1000m)
Top Speed [km/h] (Section)	65.9 (1000m)
Race State	Finished



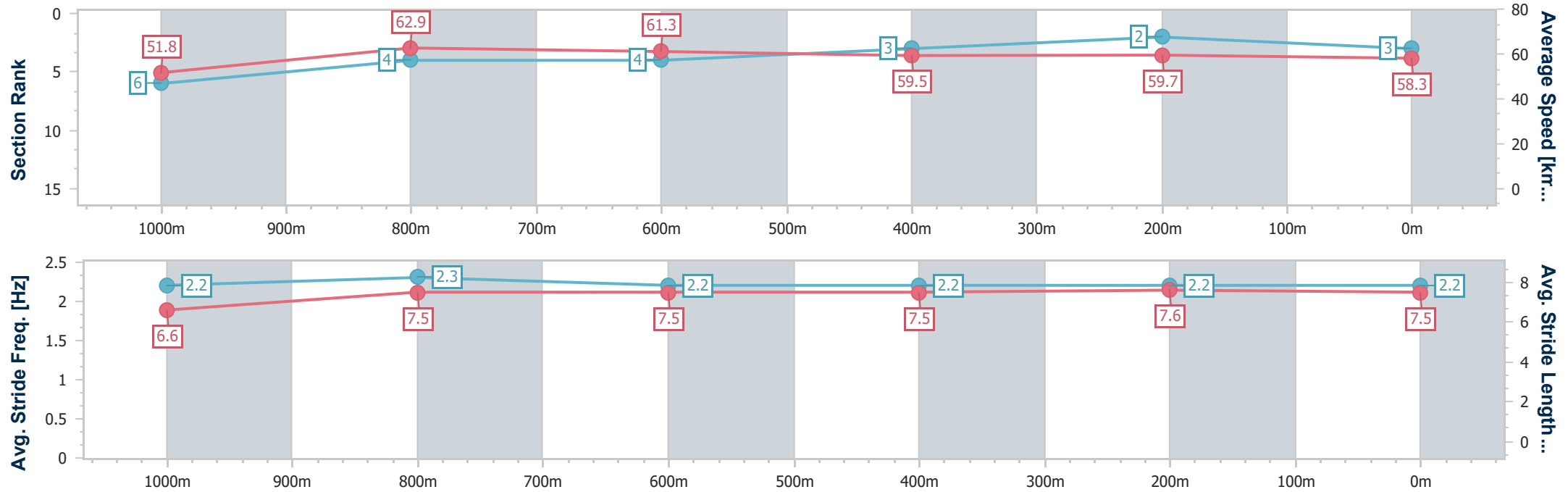
ToowoombaProfessional
Race 2: SUBZERO AIRCONDITIONING Class 1 Handicap -
1200m



12 July 2025 - 18:13

Track Rating: Good 4, Weather: Fine, Rail Position: +1.5m Entire

Section	Overall	1000m	800m	600m	400m	200m							
Section Times	1:13.97 [3] (0:13.93)	1:00.04 [6] (0:11.49)	0:48.55 [4] (0:11.90)	0:36.65 [4] (0:12.17)	0:24.48 [3] (0:12.08)	0:12.40 [2] (0:12.40)							
Average Speed [km/h]	51.8	62.9	61.3	59.5	59.7	58.3							
Top Speed [km/h]	65.4	65.9	62.6	62.4	60.8	60.5							
Avg. Dist. to Rail [m]	2.0	1.8	2.7	0.8	1.6	1.5							
Avg. Stride Freq. [Hz]	2.2	2.3	2.2	2.2	2.2	2.2							
Avg. Stride Length [m]	6.6	7.5	7.5	7.5	7.6	7.5							





Horse/Jockey Name	Love 'N' Rockets
Final Rank	4
Fastest Section Time (Section)	0:11.73 (800m)
Top Speed [km/h] (Section)	63.7 (800m)
Race State	Finished



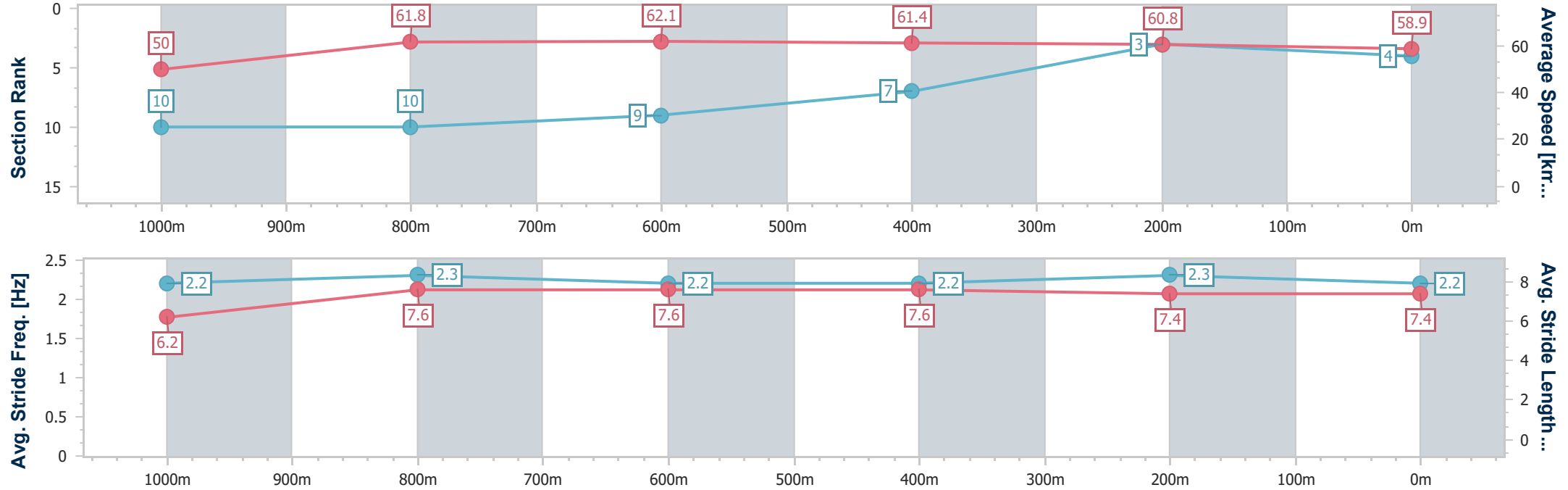
ToowoombaProfessional
Race 2: SUBZERO AIRCONDITIONING Class 1 Handicap -
1200m



12 July 2025 - 18:13

Track Rating: Good 4, Weather: Fine, Rail Position: +1.5m Entire

Section	Overall	1000m	800m	600m	400m	200m							
Section Times	1:14.02 [4] (0:14.41)	0:59.61 [10] (0:11.74)	0:47.87 [10] (0:11.73)	0:36.14 [9] (0:11.93)	0:24.21 [7] (0:12.03)	0:12.18 [3] (0:12.18)							
Average Speed [km/h]	50.0	61.8	62.1	61.4	60.8	58.9							
Top Speed [km/h]	62.4	62.5	63.7	63.6	62.3	62.1							
Avg. Dist. to Rail [m]	9.1	2.2	3.1	4.1	3.5	1.7							
Avg. Stride Freq. [Hz]	2.2	2.3	2.2	2.2	2.3	2.2							
Avg. Stride Length [m]	6.2	7.6	7.6	7.6	7.4	7.4							



- [] Ranking at each section and finish
- .-.- No data available at this section
- NA No data available



Horse/Jockey Name	Miss Mozambique
Final Rank	5
Fastest Section Time (Section)	0:11.80 (1000m)
Top Speed [km/h] (Section)	64.6 (Overall)
Race State	Finished



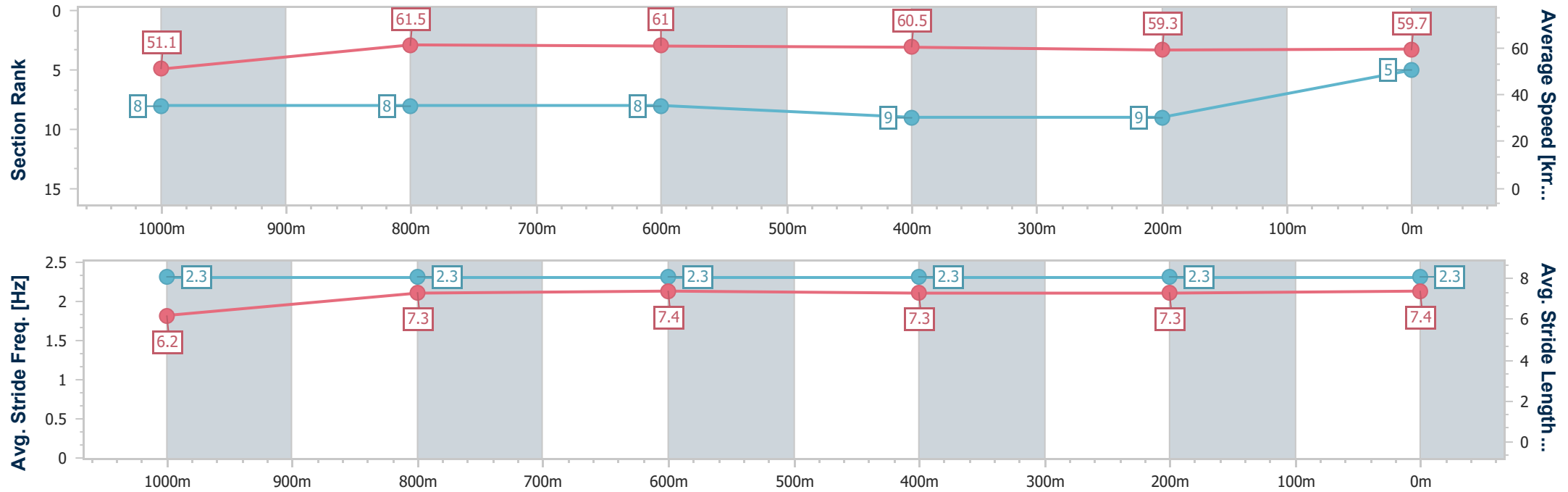
ToowoombaProfessional
Race 2: SUBZERO AIRCONDITIONING Class 1 Handicap -
1200m



12 July 2025 - 18:13

Track Rating: Good 4, Weather: Fine, Rail Position: +1.5m Entire

Section	Overall	1000m	800m	600m	400m	200m							
Section Times	1:14.16 [5] (0:14.13)	1:00.03 [8] (0:11.80)	0:48.23 [8] (0:11.85)	0:36.38 [8] (0:12.06)	0:24.32 [9] (0:12.22)	0:12.10 [9] (0:12.10)							
Average Speed [km/h]	51.1	61.5	61.0	60.5	59.3	59.7							
Top Speed [km/h]	64.6	62.9	63.2	62.7	61.1	61.0							
Avg. Dist. to Rail [m]	5.2	2.0	2.2	2.6	2.9	4.3							
Avg. Stride Freq. [Hz]	2.3	2.3	2.3	2.3	2.3	2.3							
Avg. Stride Length [m]	6.2	7.3	7.4	7.3	7.3	7.4							



- [] Ranking at each section and finish
- .-.- No data available at this section
- NA No data available



Horse/Jockey Name	Scruffy
Final Rank	6
Fastest Section Time (Section)	0:11.73 (1000m)
Top Speed [km/h] (Section)	63.6 (Overall)
Race State	Finished



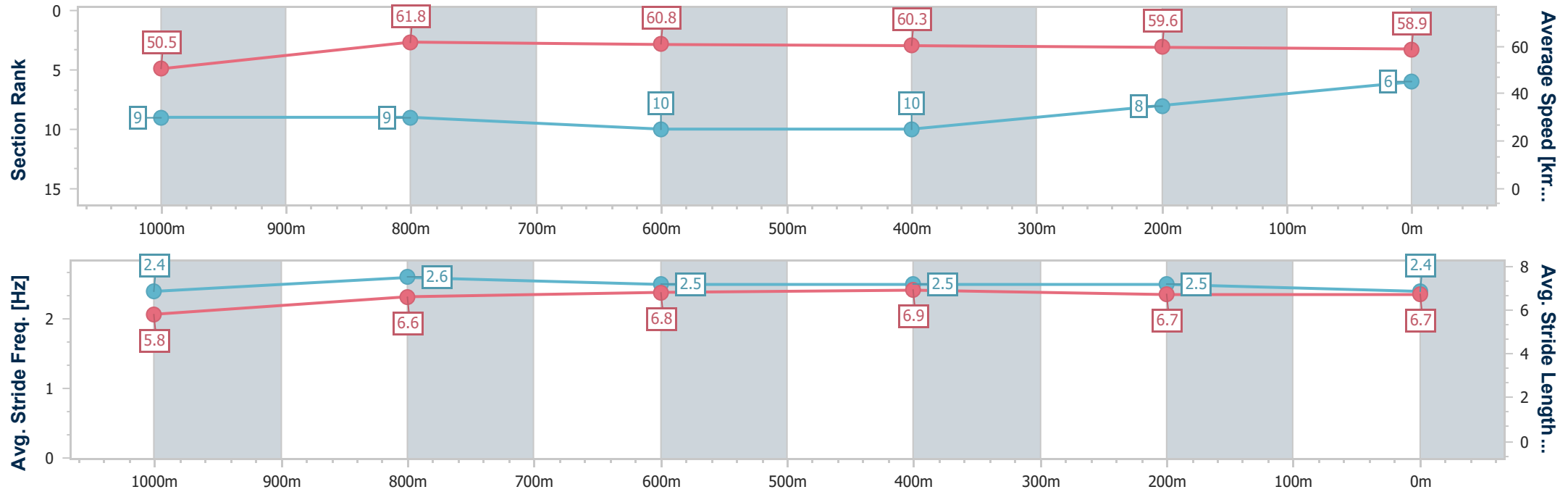
ToowoombaProfessional
Race 2: SUBZERO AIRCONDITIONING Class 1 Handicap -
1200m



12 July 2025 - 18:13

Track Rating: Good 4, Weather: Fine, Rail Position: +1.5m Entire

Section	Overall	1000m	800m	600m	400m	200m							
Section Times	1:14.25 [6] (0:14.28)	0:59.97 [9] (0:11.73)	0:48.24 [9] (0:11.93)	0:36.31 [10] (0:12.03)	0:24.28 [10] (0:12.05)	0:12.23 [8] (0:12.23)							
Average Speed [km/h]	50.5	61.8	60.8	60.3	59.6	58.9							
Top Speed [km/h]	63.6	63.6	62.0	61.8	61.7	61.5							
Avg. Dist. to Rail [m]	7.2	3.0	2.3	1.5	0.6	1.5							
Avg. Stride Freq. [Hz]	2.4	2.6	2.5	2.5	2.5	2.4							
Avg. Stride Length [m]	5.8	6.6	6.8	6.9	6.7	6.7							



- [] Ranking at each section and finish
- .-.- No data available at this section
- NA No data available



Horse/Jockey Name	Romantic Thoughts
Final Rank	7
Fastest Section Time (Section)	0:11.70 (1000m)
Top Speed [km/h] (Section)	64.5 (Overall)
Race State	Finished



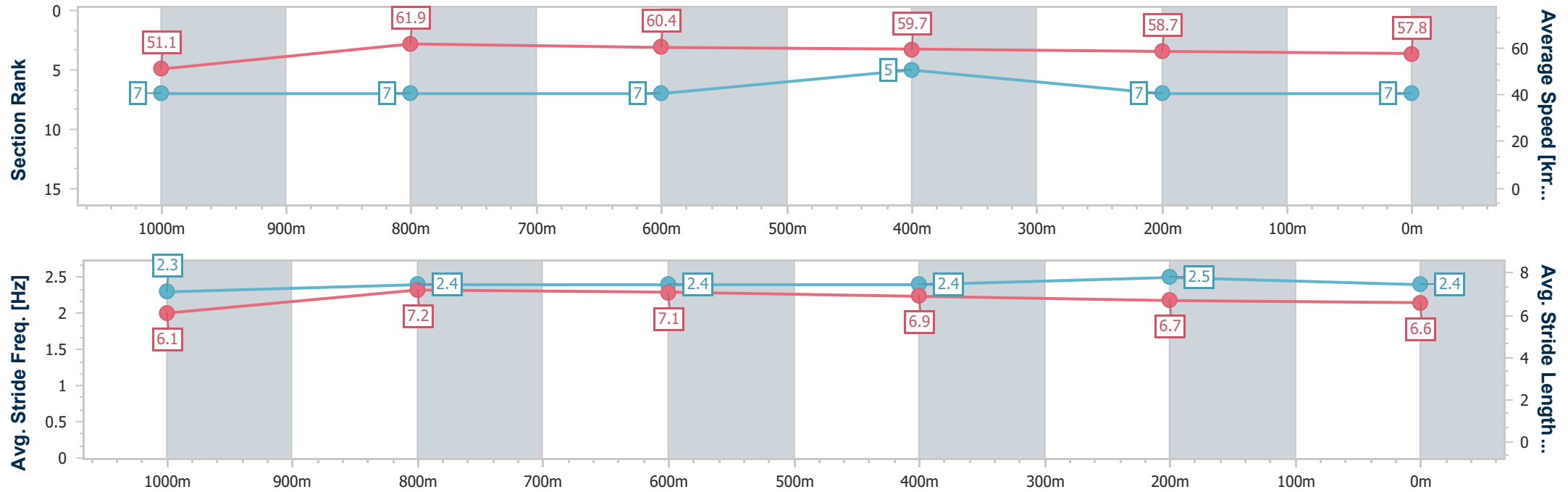
ToowoombaProfessional
Race 2: SUBZERO AIRCONDITIONING Class 1 Handicap -
1200m



12 July 2025 - 18:13

Track Rating: Good 4, Weather: Fine, Rail Position: +1.5m Entire

Section	Overall	1000m	800m	600m	400m	200m							
Section Times	1:14.44 [7] (0:14.10)	1:00.34 [7] (0:11.70)	0:48.64 [7] (0:11.91)	0:36.73 [7] (0:12.01)	0:24.72 [5] (0:12.25)	0:12.47 [7] (0:12.47)							
Average Speed [km/h]	51.1	61.9	60.4	59.7	58.7	57.8							
Top Speed [km/h]	64.5	63.7	61.7	61.7	59.8	59.2							
Avg. Dist. to Rail [m]	3.9	1.7	0.3	0.7	0.7	1.4							
Avg. Stride Freq. [Hz]	2.3	2.4	2.4	2.4	2.5	2.4							
Avg. Stride Length [m]	6.1	7.2	7.1	6.9	6.7	6.6							





Horse/Jockey Name	Pacific Pirate
Final Rank	8
Fastest Section Time (Section)	0:11.70 (1000m)
Top Speed [km/h] (Section)	63.4 (1000m)
Race State	Finished



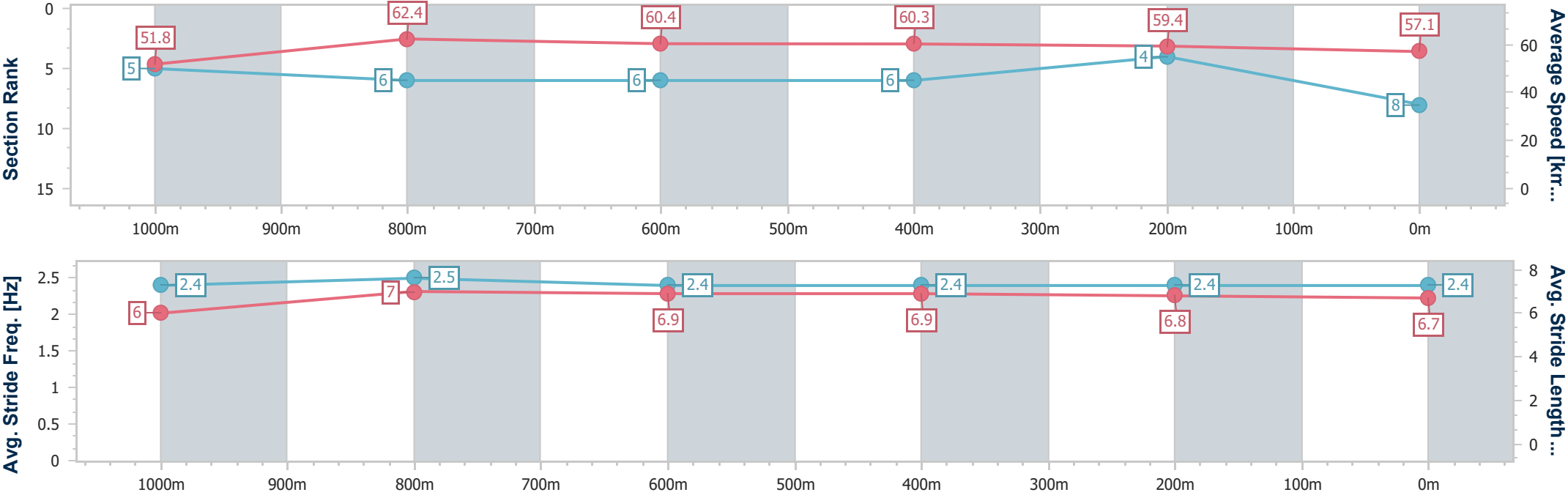
ToowoombaProfessional
Race 2: SUBZERO AIRCONDITIONING Class 1 Handicap -
1200m



12 July 2025 - 18:13

Track Rating: Good 4, Weather: Fine, Rail Position: +1.5m Entire

Section	Overall	1000m	800m	600m	400m	200m							
Section Times	1:14.47 [8] (0:13.93)	1:00.54 [5] (0:11.70)	0:48.84 [6] (0:12.05)	0:36.79 [6] (0:12.05)	0:24.74 [6] (0:12.12)	0:12.62 [4] (0:12.62)							
Average Speed [km/h]	51.8	62.4	60.4	60.3	59.4	57.1							
Top Speed [km/h]	63.3	63.4	61.2	62.1	61.0	59.5							
Avg. Dist. to Rail [m]	6.2	4.1	2.9	1.6	1.2	2.1							
Avg. Stride Freq. [Hz]	2.4	2.5	2.4	2.4	2.4	2.4							
Avg. Stride Length [m]	6.0	7.0	6.9	6.9	6.8	6.7							





Horse/Jockey Name	Something Forjo
Final Rank	9
Fastest Section Time (Section)	0:11.46 (1000m)
Top Speed [km/h] (Section)	65.5 (Overall)
Race State	Finished



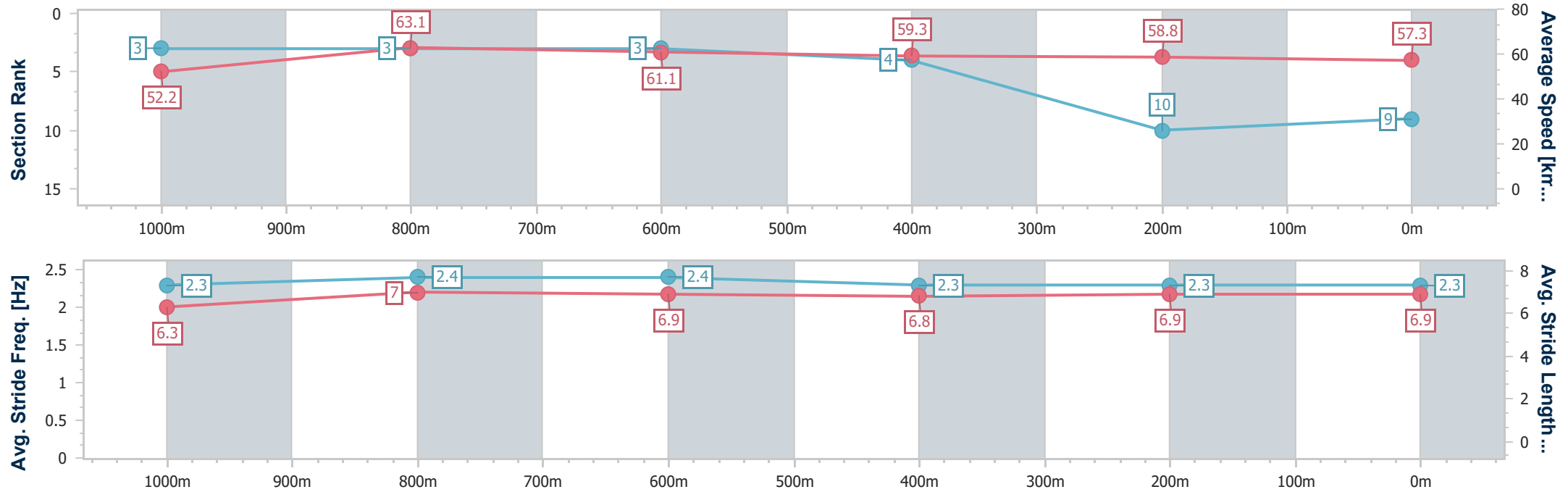
ToowoombaProfessional
Race 2: SUBZERO AIRCONDITIONING Class 1 Handicap -
1200m



12 July 2025 - 18:13

Track Rating: Good 4, Weather: Fine, Rail Position: +1.5m Entire

Section	Overall	1000m	800m	600m	400m	200m							
Section Times	1:14.68 [9] (0:13.80)	1:00.88 [3] (0:11.46)	0:49.42 [3] (0:11.96)	0:37.46 [3] (0:12.39)	0:25.07 [4] (0:12.49)	0:12.58 [10] (0:12.58)							
Average Speed [km/h]	52.2	63.1	61.1	59.3	58.8	57.3							
Top Speed [km/h]	65.5	64.9	62.0	61.4	59.5	58.6							
Avg. Dist. to Rail [m]	7.2	1.8	3.4	4.6	4.5	4.7							
Avg. Stride Freq. [Hz]	2.3	2.4	2.4	2.3	2.3	2.3							
Avg. Stride Length [m]	6.3	7.0	6.9	6.8	6.9	6.9							





Horse/Jockey Name	Whittaker
Final Rank	10
Fastest Section Time (Section)	0:11.68 (1000m)
Top Speed [km/h] (Section)	65.3 (Overall)
Race State	Finished



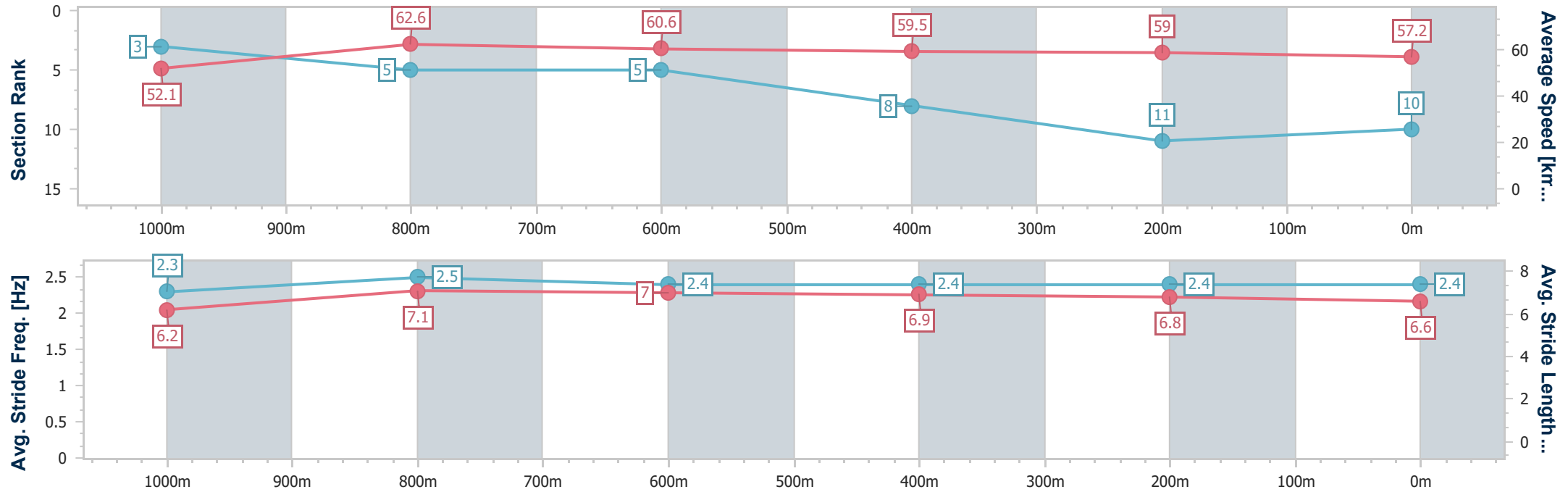
ToowoombaProfessional
Race 2: SUBZERO AIRCONDITIONING Class 1 Handicap -
1200m



12 July 2025 - 18:13

Track Rating: Good 4, Weather: Fine, Rail Position: +1.5m Entire

Section	Overall	1000m	800m	600m	400m	200m								
Section Times	1:14.73 [10] (0:13.80)	1:00.93 [3] (0:11.68)	0:49.25 [5] (0:12.06)	0:37.19 [5] (0:12.27)	0:24.92 [8] (0:12.33)	0:12.59 [11] (0:12.59)								
Average Speed [km/h]	52.1	62.6	60.6	59.5	59.0	57.2								
Top Speed [km/h]	65.3	64.9	61.3	61.3	60.7	59.0								
Avg. Dist. to Rail [m]	5.1	3.5	4.0	3.3	2.8	5.8								
Avg. Stride Freq. [Hz]	2.3	2.5	2.4	2.4	2.4	2.4								
Avg. Stride Length [m]	6.2	7.1	7.0	6.9	6.8	6.6								





Horse/Jockey Name	Bean Ball
Final Rank	11
Fastest Section Time (Section)	0:11.38 (1000m)
Top Speed [km/h] (Section)	65.6 (Overall)
Race State	Finished



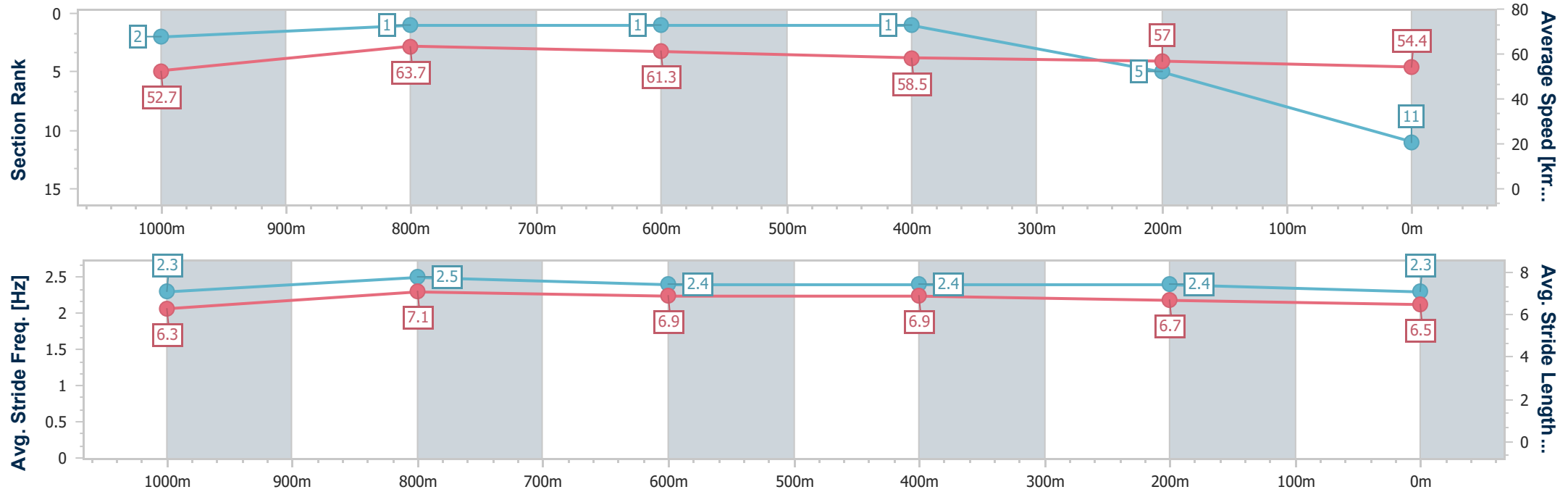
ToowoombaProfessional
Race 2: SUBZERO AIRCONDITIONING Class 1 Handicap -
1200m



12 July 2025 - 18:13

Track Rating: Good 4, Weather: Fine, Rail Position: +1.5m Entire

Section	Overall	1000m	800m	600m	400m	200m							
Section Times	1:15.08 [11] (0:13.66)	1:01.42 [2] (0:11.38)	0:50.04 [1] (0:11.82)	0:38.22 [1] (0:12.39)	0:25.83 [1] (0:12.62)	0:13.21 [5] (0:13.21)							
Average Speed [km/h]	52.7	63.7	61.3	58.5	57.0	54.4							
Top Speed [km/h]	65.6	65.3	63.7	62.4	57.9	56.5							
Avg. Dist. to Rail [m]	5.7	1.4	2.1	1.3	0.4	1.1							
Avg. Stride Freq. [Hz]	2.3	2.5	2.4	2.4	2.4	2.3							
Avg. Stride Length [m]	6.3	7.1	6.9	6.9	6.7	6.5							





Toowoomba Professional

Race 3: PRYDE'S EASIFEED BENCHMARK 70 Handicap - 1200m

12 July 2025 - 18:46



Track Rating: Good 4, Weather: Fine, Rail Position: +1.5m Entire

Section		Overall				1000m	800m	600m	400m	200m	Last 600m		
Field Times		1:13.59 (0:13.75)				0:59.84 (0:11.12)	0:48.72 (0:11.56)	0:37.16 (0:12.05)	0:25.11 (0:12.43)	0:12.68 (0:12.68)	0:37.16		
Rank	TAB	Horse/Jockey	Barrier	Top Speed [km/h]	Fastest Section						Margin	Distance Travelled [m]	
1	4	DRANG A TANG	6	65.1	0:11.29	1:13.59 [1]	0:59.60 [3]	0:48.31 [3]	0:36.65 [4]	0:24.64 [4]	0:12.56 [3]	1:13.59	0:36.65
		Kelsey Lenton		1000m	1000m	(0:13.99)	(0:11.29)	(0:11.66)	(0:12.01)	(0:12.08)	(0:12.56)		
2	8	DATA LEAK	4	66.1	0:11.34	1:13.63 [2]	0:59.48 [6]	0:48.14 [5]	0:36.41 [5]	0:24.40 [5]	0:12.40 [5]	0.2L	0:36.41
		Stacey Callow		1000m	1000m	(0:14.15)	(0:11.34)	(0:11.73)	(0:12.01)	(0:12.00)	(0:12.40)		-4
3	6	SON OF BEEBEE	2	65.3	0:11.16	1:13.68 [3]	0:59.53 [5]	0:48.37 [4]	0:36.85 [3]	0:24.86 [2]	0:12.59 [4]	0.4L	0:36.85
		Shania Willis		1000m	1000m	(0:14.15)	(0:11.16)	(0:11.52)	(0:11.99)	(0:12.27)	(0:12.59)		-8
4	5	ELECTED	3	65.0	0:11.34	1:13.81 [4]	0:59.99 [2]	0:48.65 [2]	0:37.01 [2]	0:24.96 [3]	0:12.90 [1]	0.9L	0:37.01
		Jake Molloy		1000m	1000m	(0:13.82)	(0:11.34)	(0:11.64)	(0:12.05)	(0:12.06)	(0:12.90)		-2
5	1	GROOVIN' THE MOO	7	64.6	0:11.54	1:13.84 [5]	0:59.75 [4]	0:48.21 [6]	0:36.50 [7]	0:24.28 [8]	0:12.39 [6]	1.1L	0:36.50
		Olivia Webb		800m	1000m	(0:14.09)	(0:11.54)	(0:11.71)	(0:12.22)	(0:11.89)	(0:12.39)		+3
6	7	REGGIE'S FOLLY	5	64.9	0:11.39	1:14.23 [6]	0:59.91 [7]	0:48.52 [7]	0:36.96 [6]	0:24.90 [6]	0:12.63 [7]	3.4L	0:36.96
		Nathan Fazackerley		1000m	1000m	(0:14.32)	(0:11.39)	(0:11.56)	(0:12.06)	(0:12.27)	(0:12.63)		-5
7	9	MR EVANS	1	65.5	0:11.12	1:14.55 [7]	1:00.80 [1]	0:49.68 [1]	0:38.12 [1]	0:26.07 [1]	0:13.57 [2]	5.2L	0:38.12
		Hannah Richardson		Overall	1000m	(0:13.75)	(0:11.12)	(0:11.56)	(0:12.05)	(0:12.50)	(0:13.57)		-7
8	2	COUNT THE COIN	8	65.6	0:11.48	1:14.76 [8]	1:00.41 [8]	0:48.93 [8]	0:37.40 [8]	0:25.21 [7]	0:12.94 [8]	6.2L	0:37.40
		Jade Metcalfe		800m	1000m	(0:14.35)	(0:11.48)	(0:11.53)	(0:12.19)	(0:12.27)	(0:12.94)		-1

Scratched: Unleash (#3)



Horse/Jockey Name	Drang A Tang
Final Rank	1
Fastest Section Time (Section)	0:11.29 (1000m)
Top Speed [km/h] (Section)	65.1 (1000m)
Race State	Finished



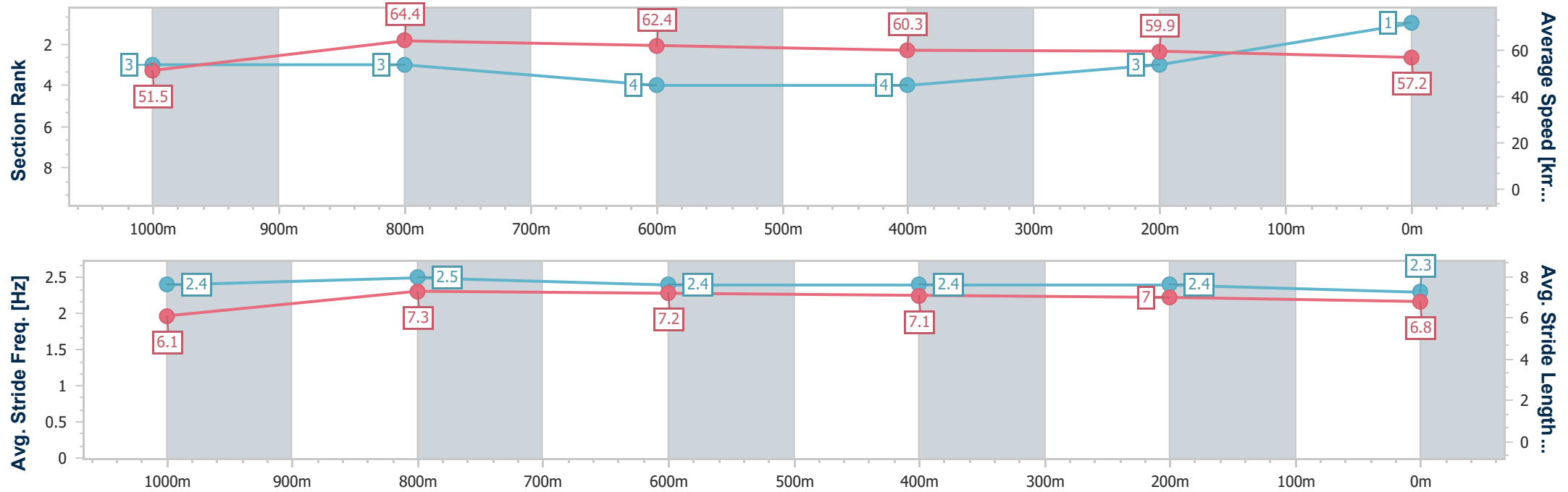
ToowoombaProfessional
Race 3: PRYDE'S EASIFEED BENCHMARK 70 Handicap -
1200m



12 July 2025 - 18:46

Track Rating: Good 4, Weather: Fine, Rail Position: +1.5m Entire

Section	Overall	1000m	800m	600m	400m	200m							
Section Times	1:13.59 [1] (0:13.99)	0:59.60 [3] (0:11.29)	0:48.31 [3] (0:11.66)	0:36.65 [4] (0:12.01)	0:24.64 [4] (0:12.08)	0:12.56 [3] (0:12.56)							
Average Speed [km/h]	51.5	64.4	62.4	60.3	59.9	57.2							
Top Speed [km/h]	64.3	65.1	64.3	61.7	61.0	59.1							
Avg. Dist. to Rail [m]	6.7	2.9	3.1	1.3	1.5	2.7							
Avg. Stride Freq. [Hz]	2.4	2.5	2.4	2.4	2.4	2.3							
Avg. Stride Length [m]	6.1	7.3	7.2	7.1	7.0	6.8							



- [] Ranking at each section and finish
- .-.- No data available at this section
- NA No data available



Horse/Jockey Name	Data Leak
Final Rank	2
Fastest Section Time (Section)	0:11.34 (1000m)
Top Speed [km/h] (Section)	66.1 (1000m)
Race State	Finished



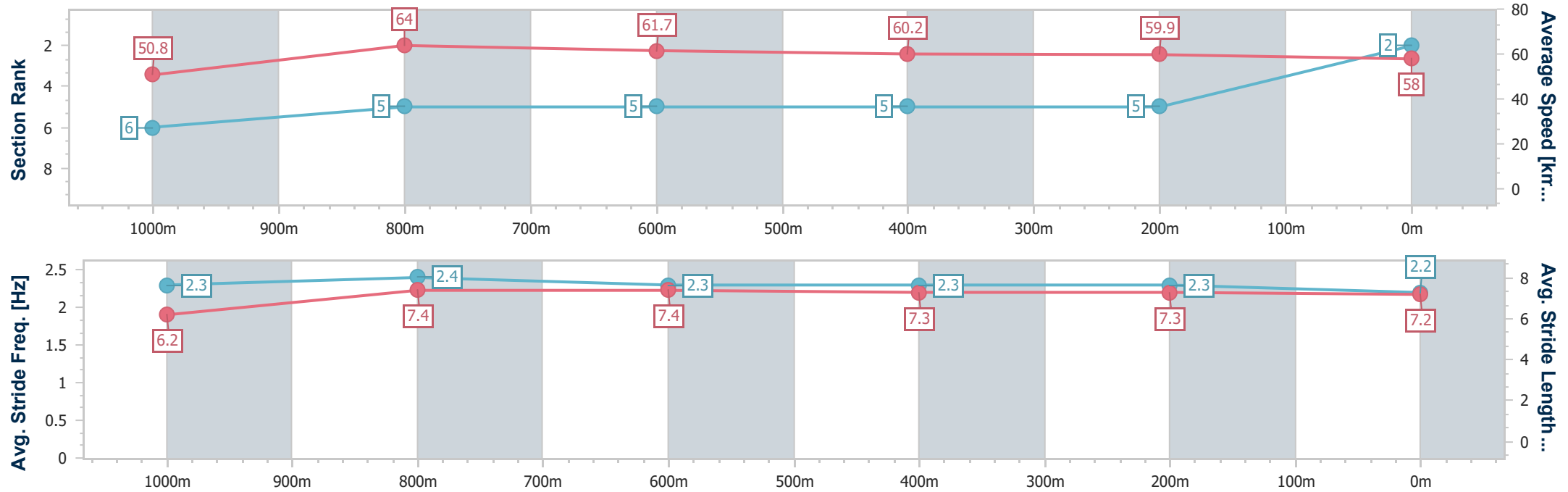
ToowoombaProfessional
Race 3: PRYDE'S EASIFEED BENCHMARK 70 Handicap -
1200m



12 July 2025 - 18:46

Track Rating: Good 4, Weather: Fine, Rail Position: +1.5m Entire

Section	Overall	1000m	800m	600m	400m	200m							
Section Times	1:13.63 [2] (0:14.15)	0:59.48 [6] (0:11.34)	0:48.14 [5] (0:11.73)	0:36.41 [5] (0:12.01)	0:24.40 [5] (0:12.00)	0:12.40 [5] (0:12.40)							
Average Speed [km/h]	50.8	64.0	61.7	60.2	59.9	58.0							
Top Speed [km/h]	63.9	66.1	63.8	62.0	61.0	59.3							
Avg. Dist. to Rail [m]	5.5	1.7	2.4	1.1	0.5	1.0							
Avg. Stride Freq. [Hz]	2.3	2.4	2.3	2.3	2.3	2.2							
Avg. Stride Length [m]	6.2	7.4	7.4	7.3	7.3	7.2							





Horse/Jockey Name	Son Of Beebee
Final Rank	3
Fastest Section Time (Section)	0:11.16 (1000m)
Top Speed [km/h] (Section)	65.3 (1000m)
Race State	Finished



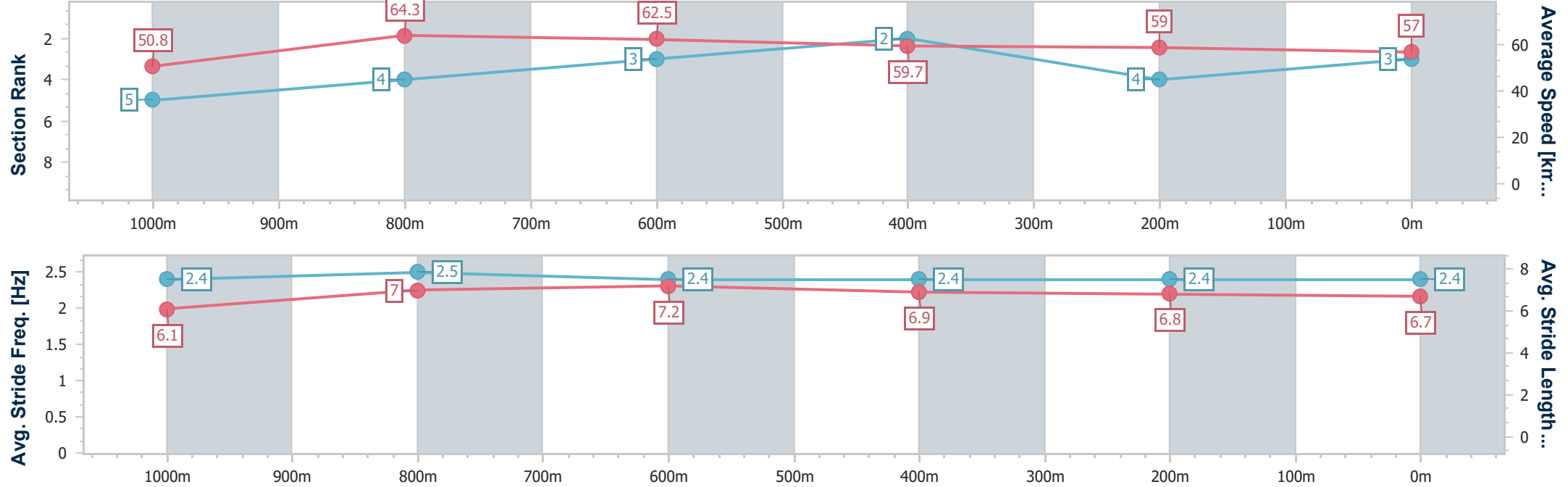
ToowoombaProfessional
Race 3: PRYDE'S EASIFEED BENCHMARK 70 Handicap -
1200m



12 July 2025 - 18:46

Track Rating: Good 4, Weather: Fine, Rail Position: +1.5m Entire

Section	Overall	1000m	800m	600m	400m	200m							
Section Times	1:13.68 [3] (0:14.15)	0:59.53 [5] (0:11.16)	0:48.37 [4] (0:11.52)	0:36.85 [3] (0:11.99)	0:24.86 [2] (0:12.27)	0:12.59 [4] (0:12.59)							
Average Speed [km/h]	50.8	64.3	62.5	59.7	59.0	57.0							
Top Speed [km/h]	64.6	65.3	64.7	61.4	60.2	58.9							
Avg. Dist. to Rail [m]	2.2	1.1	0.8	0.6	1.2	1.5							
Avg. Stride Freq. [Hz]	2.4	2.5	2.4	2.4	2.4	2.4							
Avg. Stride Length [m]	6.1	7.0	7.2	6.9	6.8	6.7							





Horse/Jockey Name	Elected
Final Rank	4
Fastest Section Time (Section)	0:11.34 (1000m)
Top Speed [km/h] (Section)	65.0 (1000m)
Race State	Finished



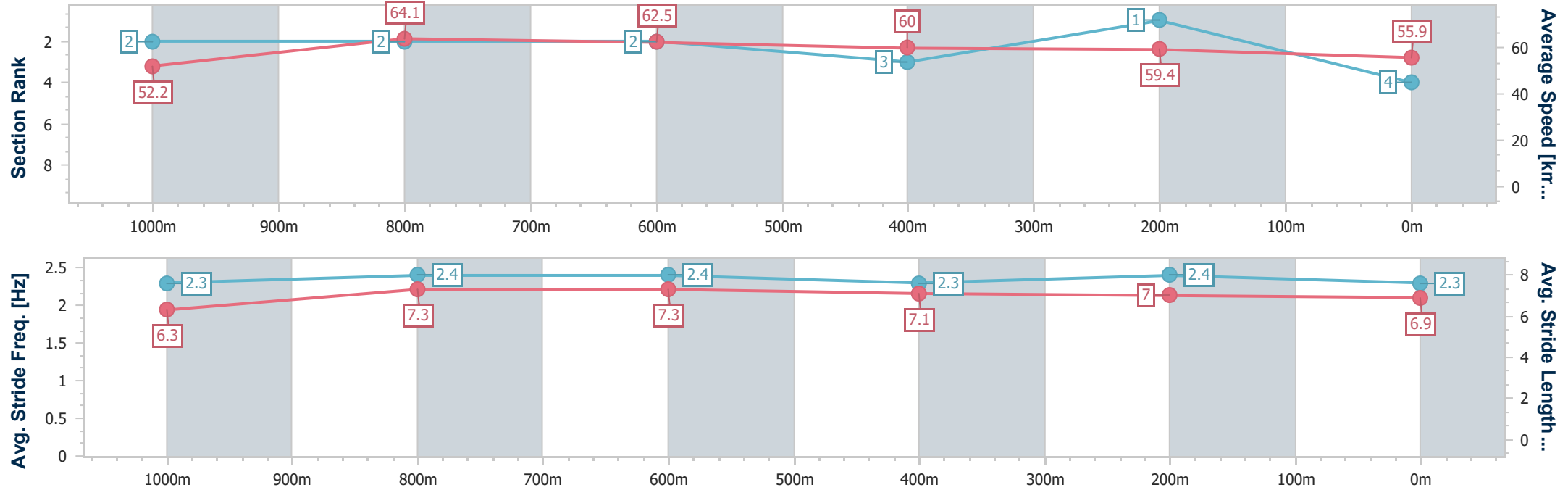
ToowoombaProfessional
Race 3: PRYDE'S EASIFEED BENCHMARK 70 Handicap -
1200m



12 July 2025 - 18:46

Track Rating: Good 4, Weather: Fine, Rail Position: +1.5m Entire

Section	Overall	1000m	800m	600m	400m	200m							
Section Times	1:13.81 [4] (0:13.82)	0:59.99 [2] (0:11.34)	0:48.65 [2] (0:11.64)	0:37.01 [2] (0:12.05)	0:24.96 [3] (0:12.06)	0:12.90 [1] (0:12.90)							
Average Speed [km/h]	52.2	64.1	62.5	60.0	59.4	55.9							
Top Speed [km/h]	64.9	65.0	63.9	61.7	60.4	57.9							
Avg. Dist. to Rail [m]	3.1	2.4	2.1	1.4	0.8	0.4							
Avg. Stride Freq. [Hz]	2.3	2.4	2.4	2.3	2.4	2.3							
Avg. Stride Length [m]	6.3	7.3	7.3	7.1	7.0	6.9							





Horse/Jockey Name	Groovin' The Moo
Final Rank	5
Fastest Section Time (Section)	0:11.54 (1000m)
Top Speed [km/h] (Section)	64.6 (800m)
Race State	Finished



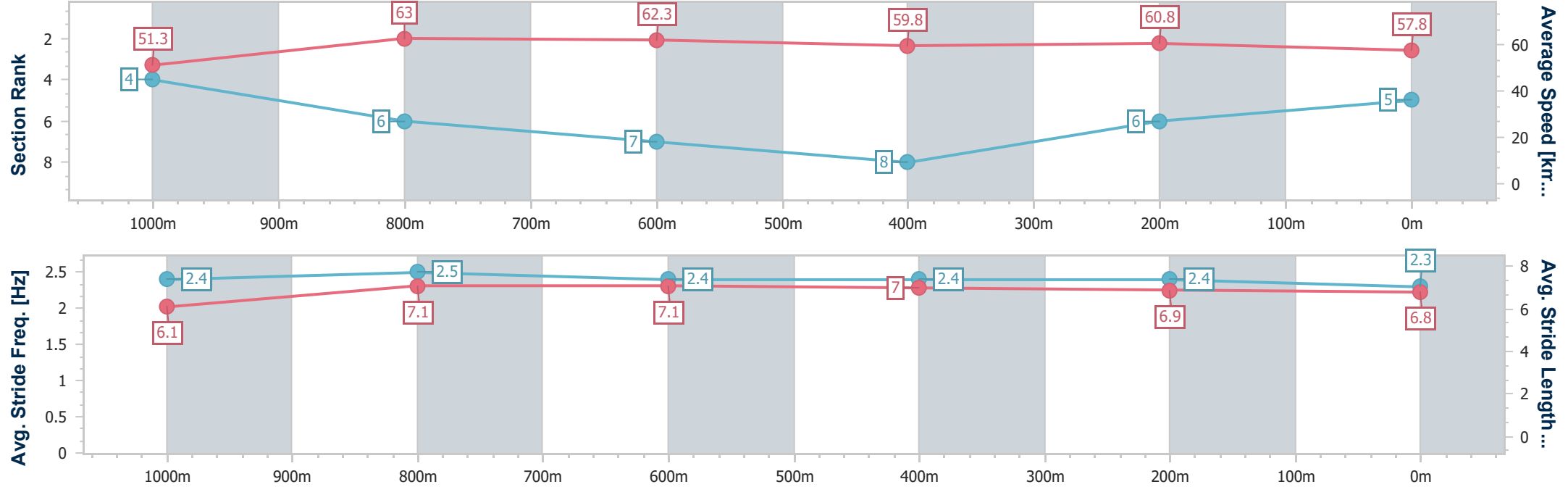
ToowoombaProfessional
Race 3: PRYDE'S EASIFEED BENCHMARK 70 Handicap -
1200m



12 July 2025 - 18:46

Track Rating: Good 4, Weather: Fine, Rail Position: +1.5m Entire

Section	Overall	1000m	800m	600m	400m	200m							
Section Times	1:13.84 [5] (0:14.09)	0:59.75 [4] (0:11.54)	0:48.21 [6] (0:11.71)	0:36.50 [7] (0:12.22)	0:24.28 [8] (0:11.89)	0:12.39 [6] (0:12.39)							
Average Speed [km/h]	51.3	63.0	62.3	59.8	60.8	57.8							
Top Speed [km/h]	63.7	63.7	64.6	60.7	61.5	61.4							
Avg. Dist. to Rail [m]	5.1	3.3	4.0	2.6	1.6	2.9							
Avg. Stride Freq. [Hz]	2.4	2.5	2.4	2.4	2.4	2.3							
Avg. Stride Length [m]	6.1	7.1	7.1	7.0	6.9	6.8							





Horse/Jockey Name	Reggie's Folly
Final Rank	6
Fastest Section Time (Section)	0:11.39 (1000m)
Top Speed [km/h] (Section)	64.9 (1000m)
Race State	Finished



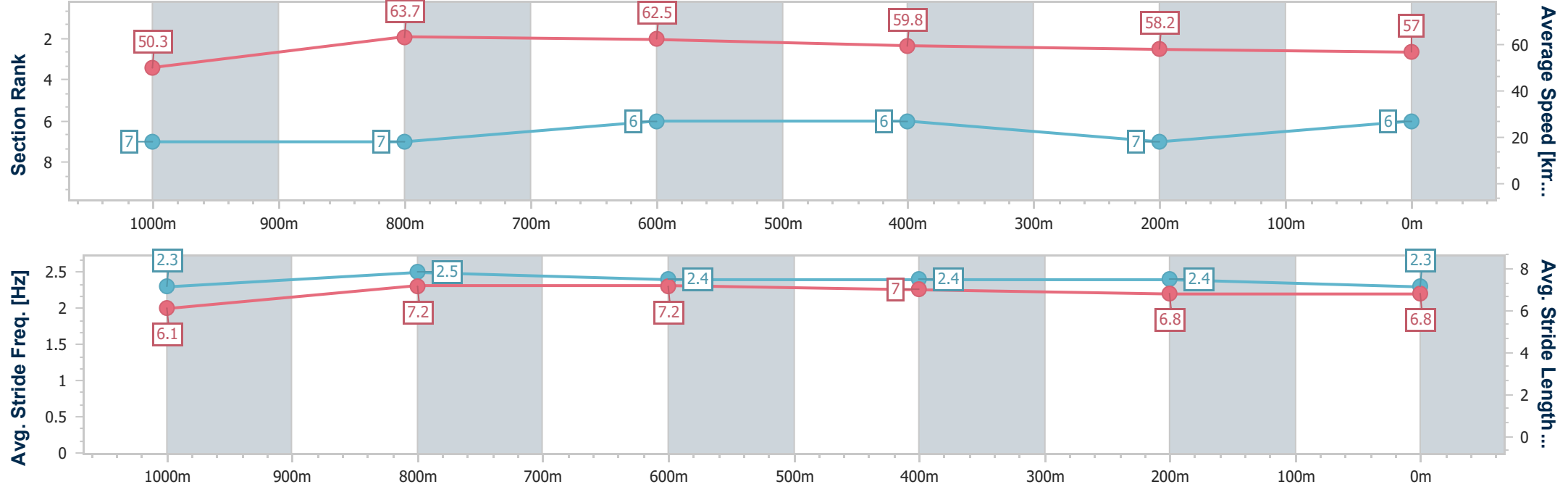
ToowoombaProfessional
Race 3: PRYDE'S EASIFEED BENCHMARK 70 Handicap - 1200m



12 July 2025 - 18:46

Track Rating: Good 4, Weather: Fine, Rail Position: +1.5m Entire

Section	Overall	1000m	800m	600m	400m	200m							
Section Times	1:14.23 [6] (0:14.32)	0:59.91 [7] (0:11.39)	0:48.52 [7] (0:11.56)	0:36.96 [6] (0:12.06)	0:24.90 [6] (0:12.27)	0:12.63 [7] (0:12.63)							
Average Speed [km/h]	50.3	63.7	62.5	59.8	58.2	57.0							
Top Speed [km/h]	63.8	64.9	63.7	60.8	59.6	57.7							
Avg. Dist. to Rail [m]	4.1	1.0	1.0	0.8	1.4	0.7							
Avg. Stride Freq. [Hz]	2.3	2.5	2.4	2.4	2.4	2.3							
Avg. Stride Length [m]	6.1	7.2	7.2	7.0	6.8	6.8							



- [] Ranking at each section and finish
- .-.- No data available at this section
- NA No data available



Horse/Jockey Name	Mr Evans
Final Rank	7
Fastest Section Time (Section)	0:11.12 (1000m)
Top Speed [km/h] (Section)	65.5 (Overall)
Race State	Finished



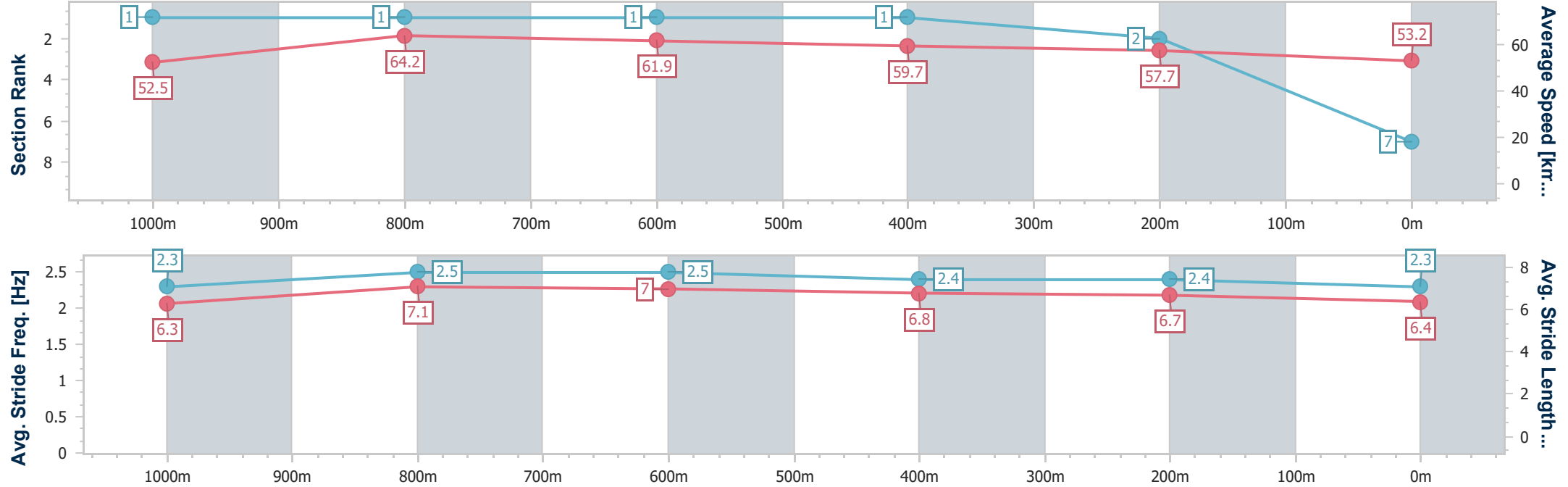
ToowoombaProfessional
Race 3: PRYDE'S EASIFEED BENCHMARK 70 Handicap -
1200m



12 July 2025 - 18:46

Track Rating: Good 4, Weather: Fine, Rail Position: +1.5m Entire

Section	Overall	1000m	800m	600m	400m	200m							
Section Times	1:14.55 [7] (0:13.75)	1:00.80 [1] (0:11.12)	0:49.68 [1] (0:11.56)	0:38.12 [1] (0:12.05)	0:26.07 [1] (0:12.50)	0:13.57 [2] (0:13.57)							
Average Speed [km/h]	52.5	64.2	61.9	59.7	57.7	53.2							
Top Speed [km/h]	65.5	65.5	63.4	60.7	59.1	56.8							
Avg. Dist. to Rail [m]	1.5	1.6	1.0	0.4	0.6	0.5							
Avg. Stride Freq. [Hz]	2.3	2.5	2.5	2.4	2.4	2.3							
Avg. Stride Length [m]	6.3	7.1	7.0	6.8	6.7	6.4							





Horse/Jockey Name	Count The Coin
Final Rank	8
Fastest Section Time (Section)	0:11.48 (1000m)
Top Speed [km/h] (Section)	65.6 (800m)
Race State	Finished



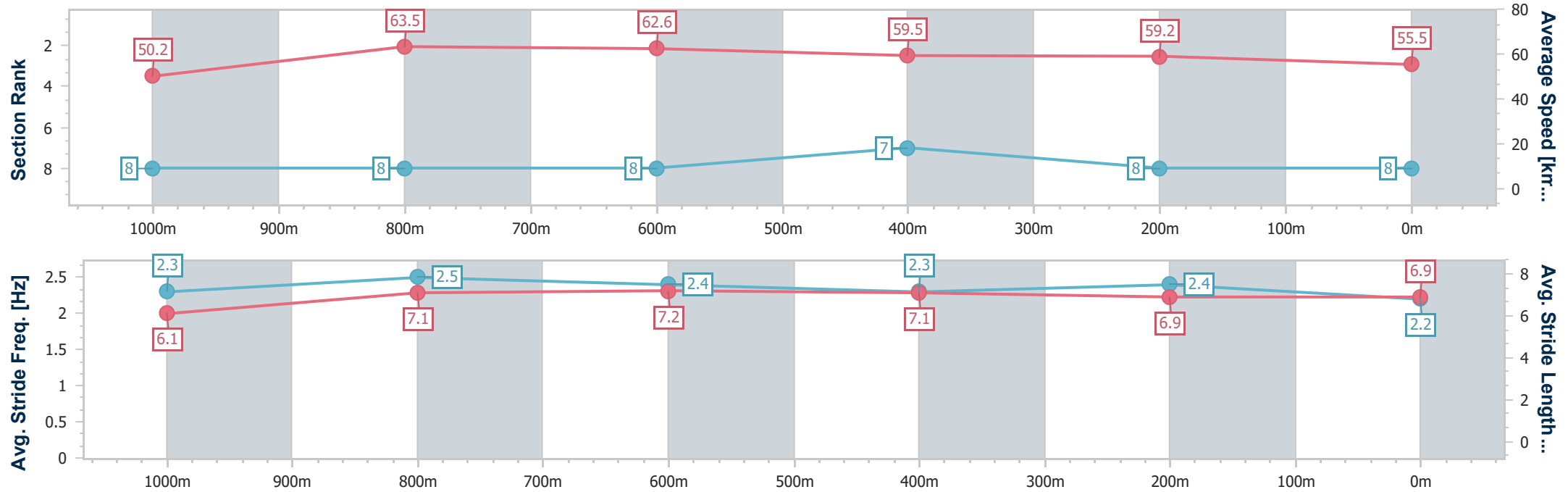
ToowoombaProfessional
Race 3: PRYDE'S EASIFEED BENCHMARK 70 Handicap -
1200m



12 July 2025 - 18:46

Track Rating: Good 4, Weather: Fine, Rail Position: +1.5m Entire

Section	Overall	1000m	800m	600m	400m	200m							
Section Times	1:14.76 [8] (0:14.35)	1:00.41 [8] (0:11.48)	0:48.93 [8] (0:11.53)	0:37.40 [8] (0:12.19)	0:25.21 [7] (0:12.27)	0:12.94 [8] (0:12.94)							
Average Speed [km/h]	50.2	63.5	62.6	59.5	59.2	55.5							
Top Speed [km/h]	64.9	65.5	65.6	60.3	60.2	58.5							
Avg. Dist. to Rail [m]	8.6	3.3	1.7	1.1	1.9	1.8							
Avg. Stride Freq. [Hz]	2.3	2.5	2.4	2.3	2.4	2.2							
Avg. Stride Length [m]	6.1	7.1	7.2	7.1	6.9	6.9							





Toowoomba Professional

Race 4: EMPIRE OF JAPAN BENCHMARK 70 Handicap - 1625m

12 July 2025 - 19:21



Track Rating: Good 4, Weather: Fine, Rail Position: +1.5m Entire

Section						Overall	1400m	1200m	1000m	800m	600m	400m	Last 600m		
Field Times						1:40.10 (0:14.83)	1:25.27 (0:10.75)	1:14.52 (0:11.61)	1:02.91 (0:12.47)	0:50.44 (0:12.75)	0:37.69 (0:12.75)	0:24.94 (0:12.43)	0:37.69		
Rank	TAB	Horse/Jockey	Barrier	Top Speed [km/h]	Fastest Section										Distance Travelled [m]
1	6	START STRUTTING	4	67.0	0:11.12	1:40.10 [1]	1:24.63 [8]	1:13.51 [8]	1:01.77 [9]	0:49.16 [9]	0:36.82 [8]	0:24.49 [8]	0:36.82		
		Stacey Callow		1400m	1400m	(0:15.47)	(0:11.12)	(0:11.74)	(0:12.61)	(0:12.34)	(0:12.33)	(0:12.29)			
2	2	LUCKY EXCHANGE	10	69.9	0:10.96	1:40.14 [2]	1:24.51 [10]	1:13.55 [9]	1:01.87 [8]	0:49.29 [8]	0:36.93 [6]	0:24.62 [5]	0:36.93 +4		
		Les Tilley		Overall	1400m	(0:15.63)	(0:10.96)	(0:11.68)	(0:12.58)	(0:12.36)	(0:12.31)		(0:12.24)		
3	8	DRUNKEN SAILOR	8	70.4	0:10.96	1:40.37 [3]	1:25.35 [3]	1:14.39 [4]	1:02.76 [4]	0:50.22 [3]	0:37.50 [4]	0:25.06 [2]	0:37.50 -3		
		Winona Costin		Overall	1400m	(0:15.02)	(0:10.96)	(0:11.63)	(0:12.54)	(0:12.72)	(0:12.44)	(0:12.28)			
4	1	NERANO	7	70.3	0:10.75	1:40.56 [4]	1:25.73 [1]	1:14.98 [1]	1:03.37 [1]	0:50.90 [1]	0:38.15 [1]	0:25.40 [1]	0:38.15 -8		
		Olivia Webb		1400m	1400m	(0:14.83)	(0:10.75)	(0:11.61)	(0:12.47)	(0:12.75)	(0:12.75)	(0:12.51)			
5	7	CHASING JACKLEY	5	68.8	0:10.93	1:40.59 [5]	1:25.57 [4]	1:14.64 [3]	1:03.02 [3]	0:50.46 [2]	0:37.83 [2]	0:25.11 [3]	0:37.83 -11		
		Chelsea Baker		Overall	1400m	(0:15.02)	(0:10.93)	(0:11.62)	(0:12.56)	(0:12.63)	(0:12.72)	(0:12.45)			
6	10	UNDER THE PALAIS	9	71.2	0:10.83	1:40.97 [6]	1:26.00 [2]	1:15.17 [2]	1:03.48 [2]	0:50.77 [4]	0:38.19 [3]	0:25.48 [4]	0:38.19 +0		
		Jackson Murphy		1400m	1400m	(0:14.97)	(0:10.83)	(0:11.69)	(0:12.71)	(0:12.58)	(0:12.71)	(0:12.48)			
7	9	MAPLE DOOR	2	68.8	0:11.06	1:41.00 [7]	1:25.90 [5]	1:14.84 [5]	1:03.15 [5]	0:50.55 [5]	0:37.99 [5]	0:25.41 [7]	0:37.99 -5		
		Karl Zechner		Overall	1400m	(0:15.10)	(0:11.06)	(0:11.69)	(0:12.60)	(0:12.56)	(0:12.58)	(0:12.60)			
8	4	BETTER TOMORROW	6	67.6	0:11.11	1:41.19 [8]	1:25.99 [6]	1:14.88 [6]	1:03.20 [6]	0:50.58 [6]	0:37.98 [7]	0:25.65 [6]	0:37.98 +0		
		Nathan Thomas		Overall	1400m	(0:15.20)	(0:11.11)	(0:11.68)	(0:12.62)	(0:12.60)	(0:12.33)	(0:12.54)			
9	5	LIKEABEEL	3	67.0	0:11.22	1:42.22 [9]	1:26.65 [9]	1:15.43 [10]	1:03.60 [10]	0:50.82 [10]	0:38.18 [10]	0:25.63 [10]	0:38.18 -4		
		Corey Bayliss		1400m	1400m	(0:15.57)	(0:11.22)	(0:11.83)	(0:12.78)	(0:12.64)	(0:12.55)	(0:12.56)			
10	3	SPOOKY SPIRIT	1	68.6	0:11.15	1:42.35 [10]	1:27.04 [7]	1:15.89 [7]	1:04.20 [7]	0:51.56 [7]	0:38.99 [9]	0:26.44 [9]	0:38.99 -6		
		Paul Hamblin		Overall	1400m	(0:15.31)	(0:11.15)	(0:11.69)	(0:12.64)	(0:12.57)	(0:12.55)	(0:12.67)			

Scratched: Bringme (#11)



Toowoomba Professional
Race 4: EMPIRE OF JAPAN BENCHMARK 70 Handicap - 1625m
12 July 2025 - 19:21



Track Rating: Good 4, Weather: Fine, Rail Position: +1.5m Entire

Section Field Times				200m 0:12.51 (0:12.51)				Last 600m 0:37.69	
Rank	TAB	Horse/Jockey	Barrier	Top Speed [km/h]	Fastest Section	Margin		Distance Travelled [m]	
1	6	START STRUTTING	4	67.0	0:11.12	0:12.20 [4]	1:40.10	0:36.82	
		Stacey Callow		1400m	1400m	(0:12.20)			
2	2	LUCKY EXCHANGE	10	69.9	0:10.96	0:12.38 [3]	0.2L	0:36.93	+4
		Les Tilley		Overall	1400m	(0:12.38)			
3	8	DRUNKEN SAILOR	8	70.4	0:10.96	0:12.78 [1]	1.5L	0:37.50	-3
		Winona Costin		Overall	1400m	(0:12.78)			
4	1	NERANO	7	70.3	0:10.75	0:12.89 [2]	2.5L	0:38.15	-8
		Olivia Webb		1400m	1400m	(0:12.89)			
5	7	CHASING JACKLEY	5	68.8	0:10.93	0:12.66 [5]	2.7L	0:37.83	-11
		Chelsea Baker		Overall	1400m	(0:12.66)			
6	10	UNDER THE PALAIS	9	71.2	0:10.83	0:13.00 [6]	4.7L	0:38.19	+0
		Jackson Murphy		1400m	1400m	(0:13.00)			
7	9	MAPLE DOOR	2	68.8	0:11.06	0:12.81 [8]	4.9L	0:37.99	-5
		Karl Zechner		Overall	1400m	(0:12.81)			
8	4	BETTER TOMORROW	6	67.6	0:11.11	0:13.11 [7]	5.9L	0:37.98	+0
		Nathan Thomas		Overall	1400m	(0:13.11)			
9	5	LIKEABEEL	3	67.0	0:11.22	0:13.07 [10]	11.9L	0:38.18	-4
		Corey Bayliss		1400m	1400m	(0:13.07)			
10	3	SPOOKY SPIRIT	1	68.6	0:11.15	0:13.77 [9]	12.7L	0:38.99	-6
		Paul Hamblin		Overall	1400m	(0:13.77)			

Scratched: Bringme (#11)



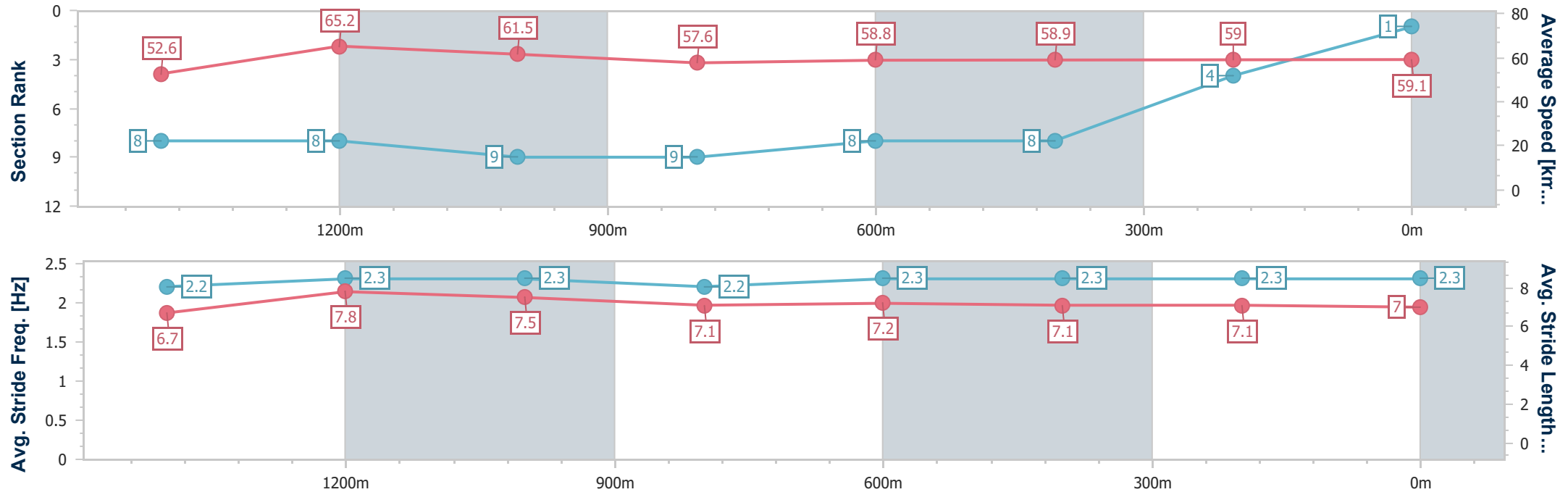
Horse/Jockey Name	Start Strutting
Final Rank	1
Fastest Section Time (Section)	0:11.12 (1400m)
Top Speed [km/h] (Section)	67.0 (1400m)
Race State	Finished



ToowoombaProfessional
Race 4: EMPIRE OF JAPAN BENCHMARK 70 Handicap - 1625m
12 July 2025 - 19:21
Track Rating: Good 4, Weather: Fine, Rail Position: +1.5m Entire



Section	Overall	1400m	1200m	1000m	800m	600m	400m	200m					
Section Times	1:40.10 [1] (0:15.47)	1:24.63 [8] (0:11.12)	1:13.51 [8] (0:11.74)	1:01.77 [9] (0:12.61)	0:49.16 [9] (0:12.34)	0:36.82 [8] (0:12.33)	0:24.49 [8] (0:12.29)	0:12.20 [4] (0:12.20)					
Average Speed [km/h]	52.6	65.2	61.5	57.6	58.8	58.9	59.0	59.1					
Top Speed [km/h]	66.9	67.0	64.0	58.9	60.1	60.3	60.6	60.0					
Avg. Dist. to Rail [m]	3.8	1.8	2.6	2.7	2.5	1.8	2.2	3.7					
Avg. Stride Freq. [Hz]	2.2	2.3	2.3	2.2	2.3	2.3	2.3	2.3					
Avg. Stride Length [m]	6.7	7.8	7.5	7.1	7.2	7.1	7.1	7.0					





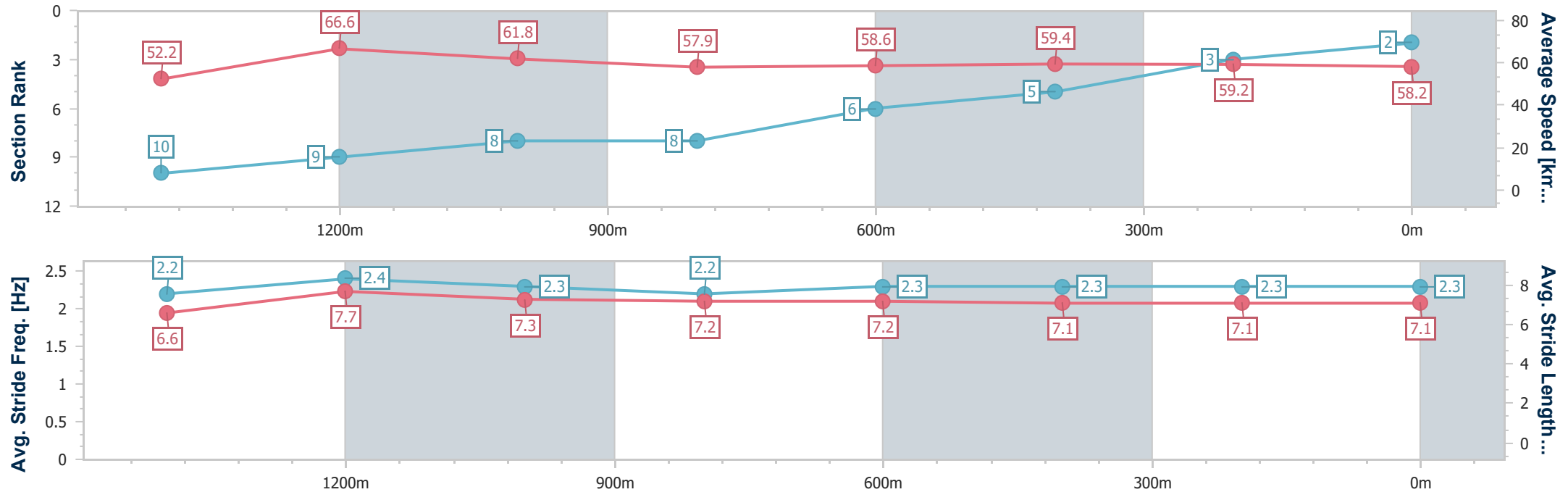
Horse/Jockey Name	Lucky Exchange
Final Rank	2
Fastest Section Time (Section)	0:10.96 (1400m)
Top Speed [km/h] (Section)	69.9 (Overall)
Race State	Finished



ToowoombaProfessional
Race 4: EMPIRE OF JAPAN BENCHMARK 70 Handicap - 1625m
12 July 2025 - 19:21
Track Rating: Good 4, Weather: Fine, Rail Position: +1.5m Entire



Section	Overall	1400m	1200m	1000m	800m	600m	400m	200m					
Section Times	1:40.14 [2] (0:15.63)	1:24.51 [10] (0:10.96)	1:13.55 [9] (0:11.68)	1:01.87 [8] (0:12.58)	0:49.29 [8] (0:12.36)	0:36.93 [6] (0:12.31)	0:24.62 [5] (0:12.24)	0:12.38 [3] (0:12.38)					
Average Speed [km/h]	52.2	66.6	61.8	57.9	58.6	59.4	59.2	58.2					
Top Speed [km/h]	69.9	69.7	64.4	59.2	60.7	60.5	60.5	59.5					
Avg. Dist. to Rail [m]	7.7	2.4	3.1	3.1	2.6	2.6	3.0	2.5					
Avg. Stride Freq. [Hz]	2.2	2.4	2.3	2.2	2.3	2.3	2.3	2.3					
Avg. Stride Length [m]	6.6	7.7	7.3	7.2	7.2	7.1	7.1	7.1					





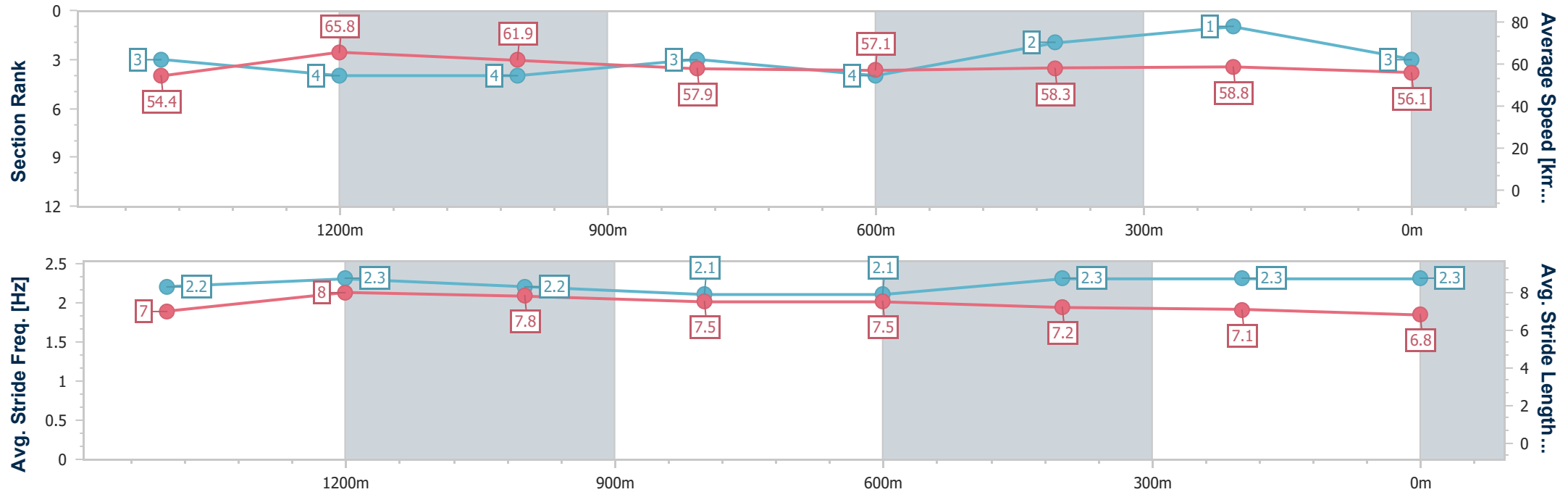
Horse/Jockey Name	Drunken Sailor
Final Rank	3
Fastest Section Time (Section)	0:10.96 (1400m)
Top Speed [km/h] (Section)	70.4 (Overall)
Race State	Finished



ToowoombaProfessional
Race 4: EMPIRE OF JAPAN BENCHMARK 70 Handicap - 1625m
12 July 2025 - 19:21
Track Rating: Good 4, Weather: Fine, Rail Position: +1.5m Entire



Section	Overall	1400m	1200m	1000m	800m	600m	400m	200m					
Section Times	1:40.37 [3] (0:15.02)	1:25.35 [3] (0:10.96)	1:14.39 [4] (0:11.63)	1:02.76 [4] (0:12.54)	0:50.22 [3] (0:12.72)	0:37.50 [4] (0:12.44)	0:25.06 [2] (0:12.28)	0:12.78 [1] (0:12.78)					
Average Speed [km/h]	54.4	65.8	61.9	57.9	57.1	58.3	58.8	56.1					
Top Speed [km/h]	70.4	69.6	63.6	59.0	58.5	59.1	59.7	57.4					
Avg. Dist. to Rail [m]	5.3	0.6	2.3	1.9	2.7	1.5	0.6	0.9					
Avg. Stride Freq. [Hz]	2.2	2.3	2.2	2.1	2.1	2.3	2.3	2.3					
Avg. Stride Length [m]	7.0	8.0	7.8	7.5	7.5	7.2	7.1	6.8					





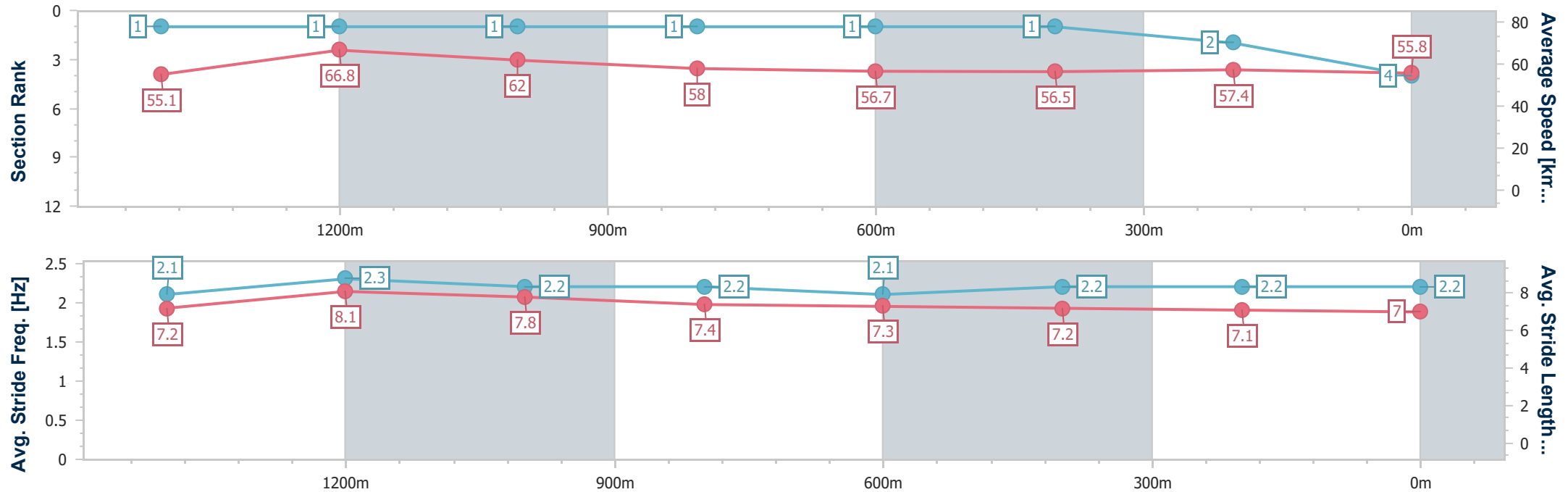
Horse/Jockey Name	Nerano
Final Rank	4
Fastest Section Time (Section)	0:10.75 (1400m)
Top Speed [km/h] (Section)	70.3 (1400m)
Race State	Finished



ToowoombaProfessional
Race 4: EMPIRE OF JAPAN BENCHMARK 70 Handicap - 1625m
12 July 2025 - 19:21
Track Rating: Good 4, Weather: Fine, Rail Position: +1.5m Entire



Section	Overall	1400m	1200m	1000m	800m	600m	400m	200m					
Section Times	1:40.56 [4] (0:14.83)	1:25.73 [1] (0:10.75)	1:14.98 [1] (0:11.61)	1:03.37 [1] (0:12.47)	0:50.90 [1] (0:12.75)	0:38.15 [1] (0:12.75)	0:25.40 [1] (0:12.51)	0:12.89 [2] (0:12.89)					
Average Speed [km/h]	55.1	66.8	62.0	58.0	56.7	56.5	57.4	55.8					
Top Speed [km/h]	69.9	70.3	64.6	59.1	57.4	57.2	58.0	57.1					
Avg. Dist. to Rail [m]	5.8	0.4	1.3	1.4	0.9	0.5	0.6	0.5					
Avg. Stride Freq. [Hz]	2.1	2.3	2.2	2.2	2.1	2.2	2.2	2.2					
Avg. Stride Length [m]	7.2	8.1	7.8	7.4	7.3	7.2	7.1	7.0					





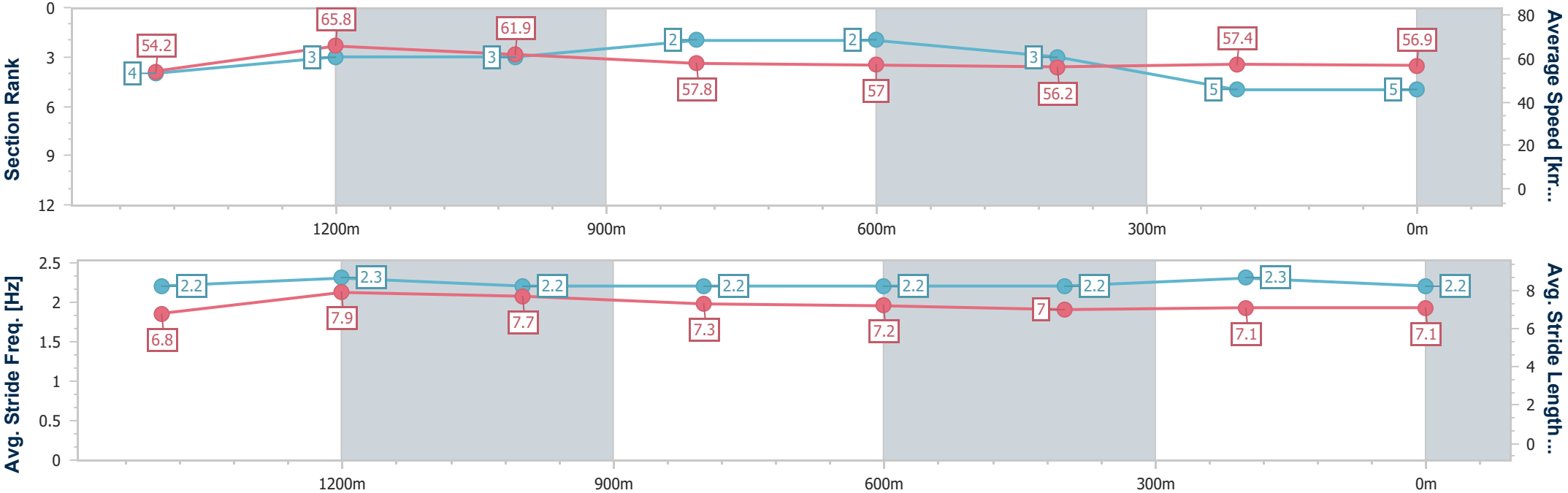
Horse/Jockey Name	Chasing Jackley
Final Rank	5
Fastest Section Time (Section)	0:10.93 (1400m)
Top Speed [km/h] (Section)	68.8 (Overall)
Race State	Finished



ToowoombaProfessional
Race 4: EMPIRE OF JAPAN BENCHMARK 70 Handicap - 1625m
12 July 2025 - 19:21
Track Rating: Good 4, Weather: Fine, Rail Position: +1.5m Entire



Section	Overall	1400m	1200m	1000m	800m	600m	400m	200m					
Section Times	1:40.59 [5] (0:15.02)	1:25.57 [4] (0:10.93)	1:14.64 [3] (0:11.62)	1:03.02 [3] (0:12.56)	0:50.46 [2] (0:12.63)	0:37.83 [2] (0:12.72)	0:25.11 [3] (0:12.45)	0:12.66 [5] (0:12.66)					
Average Speed [km/h]	54.2	65.8	61.9	57.8	57.0	56.2	57.4	56.9					
Top Speed [km/h]	68.8	68.0	64.8	59.3	58.7	56.7	58.5	57.6					
Avg. Dist. to Rail [m]	4.1	0.6	1.5	1.8	0.5	1.3	1.9	2.2					
Avg. Stride Freq. [Hz]	2.2	2.3	2.2	2.2	2.2	2.2	2.3	2.2					
Avg. Stride Length [m]	6.8	7.9	7.7	7.3	7.2	7.0	7.1	7.1					





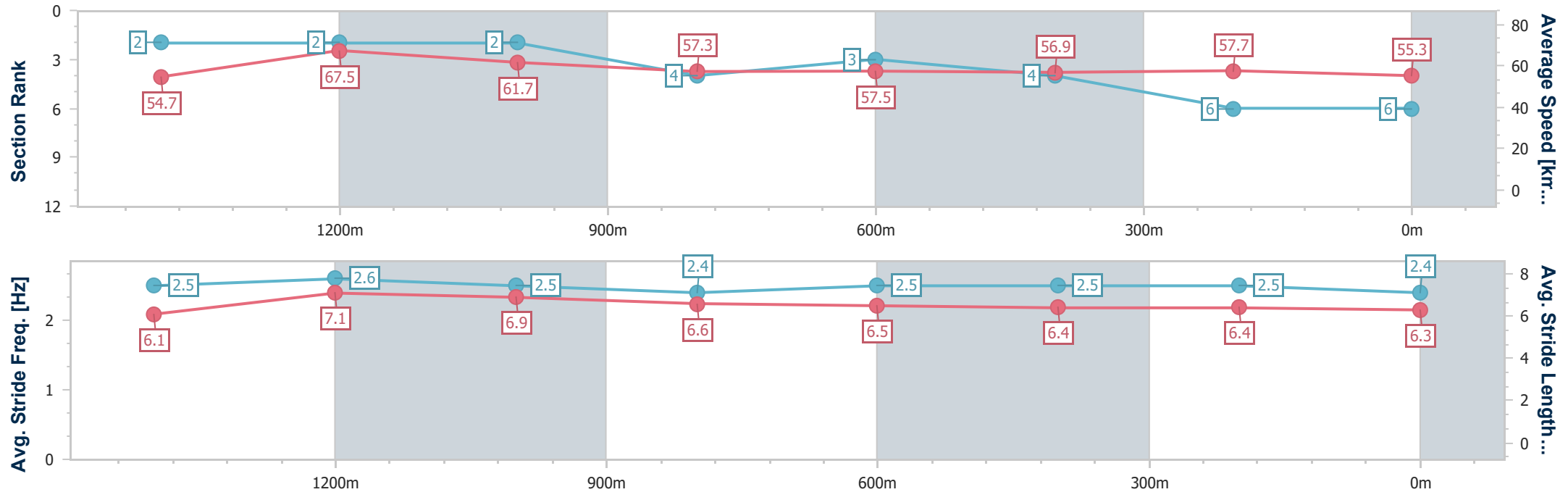
Horse/Jockey Name	Under The Palais
Final Rank	6
Fastest Section Time (Section)	0:10.83 (1400m)
Top Speed [km/h] (Section)	71.2 (1400m)
Race State	Finished



ToowoombaProfessional
Race 4: EMPIRE OF JAPAN BENCHMARK 70 Handicap - 1625m
12 July 2025 - 19:21
Track Rating: Good 4, Weather: Fine, Rail Position: +1.5m Entire



Section	Overall	1400m	1200m	1000m	800m	600m	400m	200m					
Section Times	1:40.97 [6] (0:14.97)	1:26.00 [2] (0:10.83)	1:15.17 [2] (0:11.69)	1:03.48 [2] (0:12.71)	0:50.77 [4] (0:12.58)	0:38.19 [3] (0:12.71)	0:25.48 [4] (0:12.48)	0:13.00 [6] (0:13.00)					
Average Speed [km/h]	54.7	67.5	61.7	57.3	57.5	56.9	57.7	55.3					
Top Speed [km/h]	71.0	71.2	63.6	59.7	59.1	58.0	58.4	57.4					
Avg. Dist. to Rail [m]	9.6	2.9	2.0	2.4	1.8	0.5	1.1	1.1					
Avg. Stride Freq. [Hz]	2.5	2.6	2.5	2.4	2.5	2.5	2.5	2.4					
Avg. Stride Length [m]	6.1	7.1	6.9	6.6	6.5	6.4	6.4	6.3					





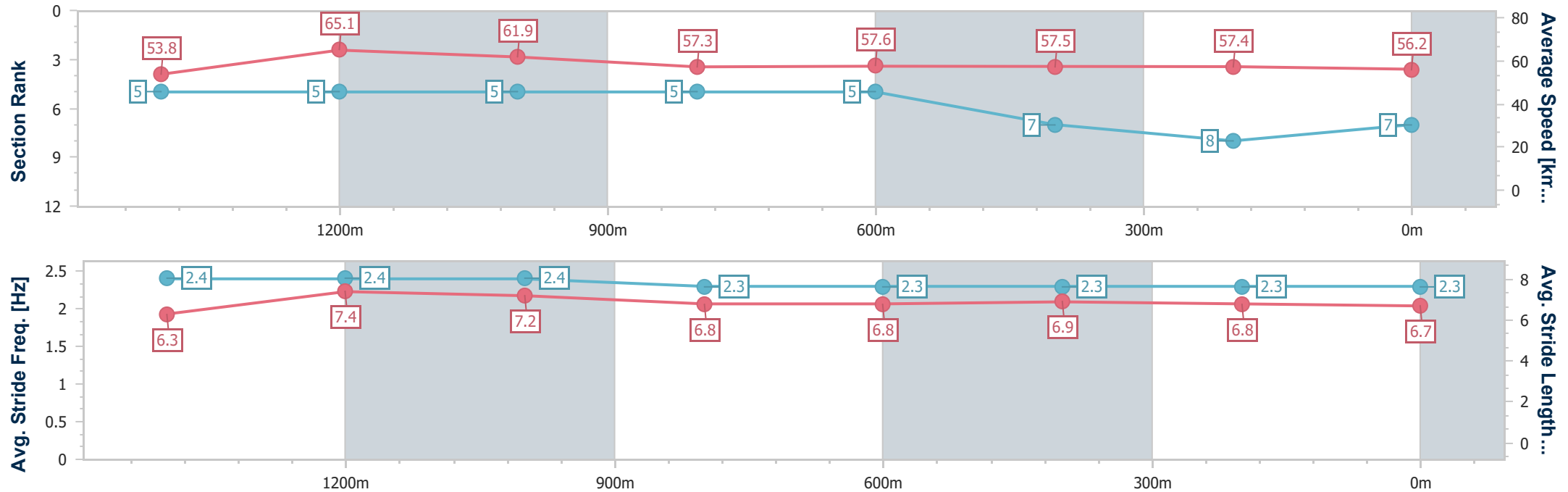
Horse/Jockey Name	Maple Door
Final Rank	7
Fastest Section Time (Section)	0:11.06 (1400m)
Top Speed [km/h] (Section)	68.8 (Overall)
Race State	Finished



ToowoombaProfessional
Race 4: EMPIRE OF JAPAN BENCHMARK 70 Handicap - 1625m
12 July 2025 - 19:21
Track Rating: Good 4, Weather: Fine, Rail Position: +1.5m Entire



Section	Overall	1400m	1200m	1000m	800m	600m	400m	200m					
Section Times	1:41.00 [7] (0:15.10)	1:25.90 [5] (0:11.06)	1:14.84 [5] (0:11.69)	1:03.15 [5] (0:12.60)	0:50.55 [5] (0:12.56)	0:37.99 [5] (0:12.58)	0:25.41 [7] (0:12.60)	0:12.81 [8] (0:12.81)					
Average Speed [km/h]	53.8	65.1	61.9	57.3	57.6	57.5	57.4	56.2					
Top Speed [km/h]	68.8	68.4	63.6	59.4	58.9	58.9	58.4	57.5					
Avg. Dist. to Rail [m]	1.5	0.6	1.7	1.7	1.3	1.1	1.1	0.7					
Avg. Stride Freq. [Hz]	2.4	2.4	2.4	2.3	2.3	2.3	2.3	2.3					
Avg. Stride Length [m]	6.3	7.4	7.2	6.8	6.8	6.9	6.8	6.7					





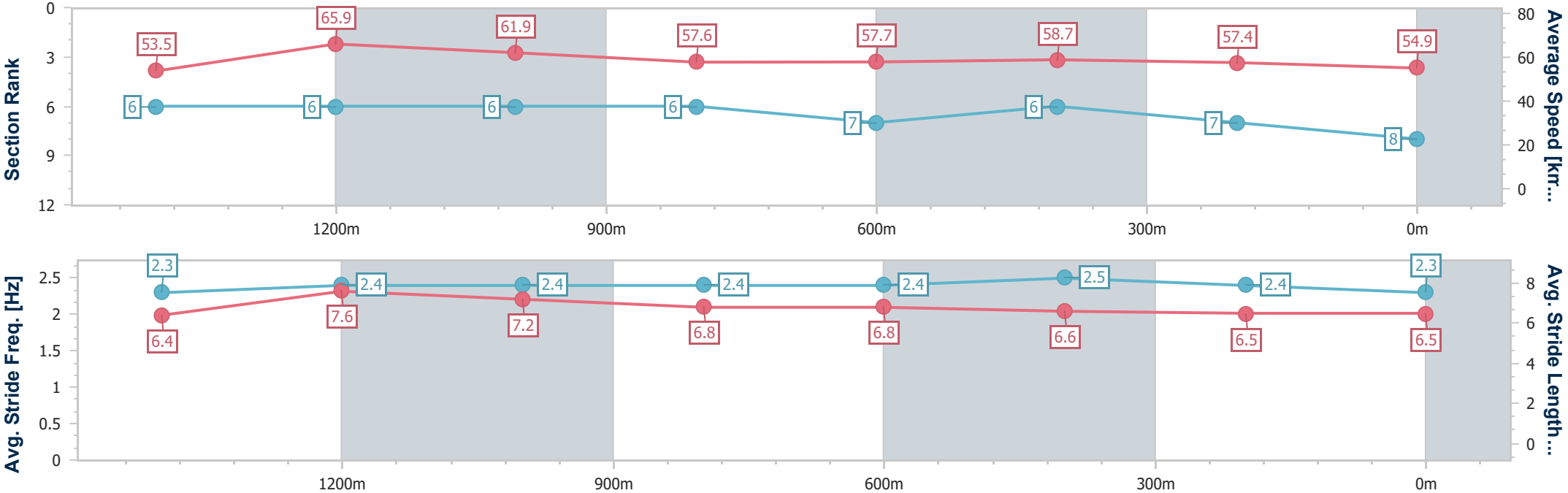
Horse/Jockey Name	Better Tomorrow
Final Rank	8
Fastest Section Time (Section)	0:11.11 (1400m)
Top Speed [km/h] (Section)	67.6 (Overall)
Race State	Finished



ToowoombaProfessional
Race 4: EMPIRE OF JAPAN BENCHMARK 70 Handicap - 1625m
12 July 2025 - 19:21
Track Rating: Good 4, Weather: Fine, Rail Position: +1.5m Entire



Section	Overall	1400m	1200m	1000m	800m	600m	400m	200m					
Section Times	1:41.19 [8] (0:15.20)	1:25.99 [6] (0:11.11)	1:14.88 [6] (0:11.68)	1:03.20 [6] (0:12.62)	0:50.58 [6] (0:12.60)	0:37.98 [7] (0:12.33)	0:25.65 [6] (0:12.54)	0:13.11 [7] (0:13.11)					
Average Speed [km/h]	53.5	65.9	61.9	57.6	57.7	58.7	57.4	54.9					
Top Speed [km/h]	67.6	67.4	65.1	59.8	58.8	59.9	58.1	56.2					
Avg. Dist. to Rail [m]	4.9	2.5	3.7	3.1	2.3	0.8	0.5	1.1					
Avg. Stride Freq. [Hz]	2.3	2.4	2.4	2.4	2.4	2.5	2.4	2.3					
Avg. Stride Length [m]	6.4	7.6	7.2	6.8	6.8	6.6	6.5	6.5					





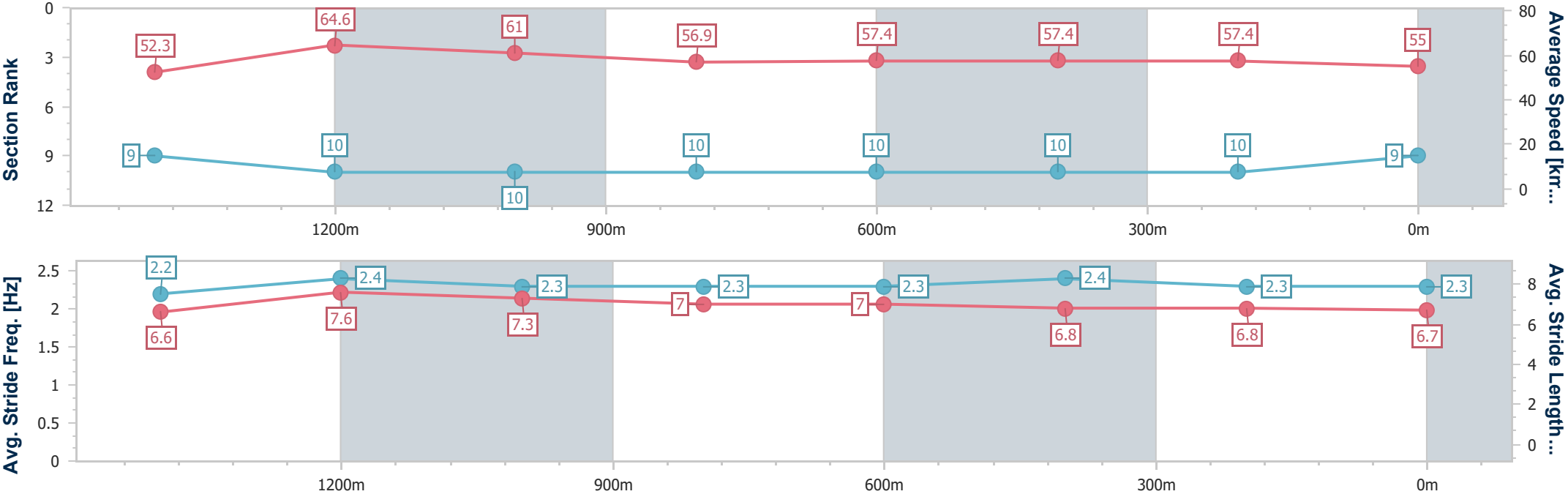
Horse/Jockey Name	Likeabeel
Final Rank	9
Fastest Section Time (Section)	0:11.22 (1400m)
Top Speed [km/h] (Section)	67.0 (1400m)
Race State	Finished



ToowoombaProfessional
Race 4: EMPIRE OF JAPAN BENCHMARK 70 Handicap - 1625m
12 July 2025 - 19:21
Track Rating: Good 4, Weather: Fine, Rail Position: +1.5m Entire



Section	Overall	1400m	1200m	1000m	800m	600m	400m	200m					
Section Times	1:42.22 [9] (0:15.57)	1:26.65 [9] (0:11.22)	1:15.43 [10] (0:11.83)	1:03.60 [10] (0:12.78)	0:50.82 [10] (0:12.64)	0:38.18 [10] (0:12.55)	0:25.63 [10] (0:12.56)	0:13.07 [10] (0:13.07)					
Average Speed [km/h]	52.3	64.6	61.0	56.9	57.4	57.4	57.4	55.0					
Top Speed [km/h]	67.0	67.0	62.1	59.4	58.5	59.3	58.3	56.8					
Avg. Dist. to Rail [m]	4.0	1.5	2.2	2.3	1.8	0.6	0.4	0.2					
Avg. Stride Freq. [Hz]	2.2	2.4	2.3	2.3	2.3	2.4	2.3	2.3					
Avg. Stride Length [m]	6.6	7.6	7.3	7.0	7.0	6.8	6.8	6.7					





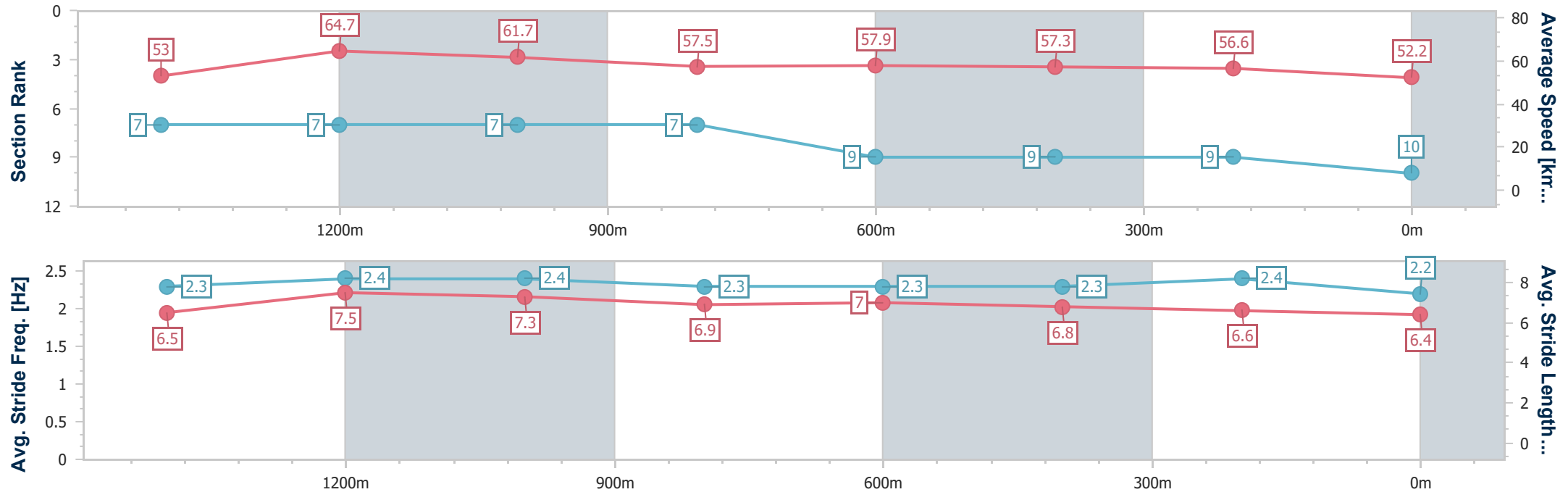
Horse/Jockey Name	Spooky Spirit
Final Rank	10
Fastest Section Time (Section)	0:11.15 (1400m)
Top Speed [km/h] (Section)	68.6 (Overall)
Race State	Finished



ToowoombaProfessional
Race 4: EMPIRE OF JAPAN BENCHMARK 70 Handicap - 1625m
12 July 2025 - 19:21
Track Rating: Good 4, Weather: Fine, Rail Position: +1.5m Entire



Section	Overall	1400m	1200m	1000m	800m	600m	400m	200m					
Section Times	1:42.35 [10] (0:15.31)	1:27.04 [7] (0:11.15)	1:15.89 [7] (0:11.69)	1:04.20 [7] (0:12.64)	0:51.56 [7] (0:12.57)	0:38.99 [9] (0:12.55)	0:26.44 [9] (0:12.67)	0:13.77 [9] (0:13.77)					
Average Speed [km/h]	53.0	64.7	61.7	57.5	57.9	57.3	56.6	52.2					
Top Speed [km/h]	68.6	66.0	63.8	58.8	59.5	59.7	57.7	55.2					
Avg. Dist. to Rail [m]	1.4	0.8	2.9	2.9	2.1	0.6	1.2	2.1					
Avg. Stride Freq. [Hz]	2.3	2.4	2.4	2.3	2.3	2.3	2.4	2.2					
Avg. Stride Length [m]	6.5	7.5	7.3	6.9	7.0	6.8	6.6	6.4					





Toowoomba Professional
Race 5: PROVINCIAL DISTRIBUTORS BENCHMARK 58 Handicap -
1890m
12 July 2025 - 19:55



Track Rating: Good 4, Weather: Fine, Rail Position: +1.5m Entire

Section						Overall	1600m	1400m	1200m	1000m	800m	600m	Last 600m		
Field Times						2:01.34 (0:19.71)	1:41.63 (0:09.33)	1:32.30 (0:09.73)	1:22.57 (0:09.60)	1:12.97 (0:09.93)	1:03.04 (0:10.17)	0:52.87 (0:11.17)	0:52.87		
Rank	TAB	Horse/Jockey	Barrier	Top Speed [km/h]	Fastest Section										Distance Travelled [m]
1	4	JUSTICE SERVED	14	64.7	0:11.45	2:01.34 [1]	1:37.84 [12]	1:26.39 [10]	1:14.11 [11]	1:01.87 [11]	0:49.30 [11]	0:37.10 [11]	0:37.10		
		Karl Zechner		1600m	1600m	(0:23.50)	(0:11.45)	(0:12.28)	(0:12.24)	(0:12.57)	(0:12.20)	(0:12.41)			
2	13	FORCE ME	13	63.0	0:11.78	2:02.09 [2]	1:40.01 [3]	1:28.23 [3]	1:16.06 [3]	1:03.99 [3]	0:51.63 [2]	0:39.21 [2]	0:39.21	-10	
		Sariah Champkin		Overall	1600m	(0:22.08)	(0:11.78)	(0:12.17)	(0:12.07)	(0:12.36)	(0:12.42)	(0:12.76)			
3	2	MALECON	5	62.5	0:11.76	2:02.14 [3]	1:39.42 [7]	1:27.66 [7]	1:15.43 [6]	1:03.18 [7]	0:50.70 [6]	0:38.41 [6]	0:38.41	-13	
		Chelsea Baker		1600m	1600m	(0:22.72)	(0:11.76)	(0:12.23)	(0:12.25)	(0:12.48)	(0:12.29)	(0:12.91)			
4	1	KNEZE	11	64.0	0:11.64	2:02.16 [4]	1:39.60 [5]	1:27.96 [5]	1:15.92 [4]	1:03.83 [4]	0:51.45 [4]	0:39.00 [4]	0:39.00	-3	
		Mitch Goring		1400m	1600m	(0:22.56)	(0:11.64)	(0:12.04)	(0:12.09)	(0:12.38)	(0:12.45)	(0:12.62)			
5	6	SONNY FELLA	3	63.4	0:11.64	2:02.53 [5]	1:40.19 [4]	1:28.55 [4]	1:16.28 [5]	1:03.96 [5]	0:51.34 [5]	0:38.91 [5]	0:38.91	-8	
		Winona Costin		1600m	1600m	(0:22.34)	(0:11.64)	(0:12.27)	(0:12.32)	(0:12.62)	(0:12.43)	(0:12.61)			
6	11	ANOTHER DAZZLER	8	63.3	0:11.79	2:02.83 [6]	1:39.89 [8]	1:28.10 [9]	1:15.85 [9]	1:03.60 [9]	0:51.00 [9]	0:38.81 [8]	0:38.81	+0	
		Kenji Yoshida		1600m	1600m	(0:22.94)	(0:11.79)	(0:12.25)	(0:12.25)	(0:12.60)	(0:12.19)	(0:12.52)			
7	7	JENNI INDA JUNGLE	6	63.4	0:11.75	2:03.20 [7]	1:40.56 [6]	1:28.81 [6]	1:16.49 [7]	1:04.29 [6]	0:51.68 [7]	0:39.41 [7]	0:39.41	+0	
		Adin Thompson		1600m	1600m	(0:22.64)	(0:11.75)	(0:12.32)	(0:12.20)	(0:12.61)	(0:12.27)	(0:12.63)			
8	3	TRAUTMAN	12	63.5	0:11.63	2:03.23 [8]	1:39.64 [13]	1:28.01 [13]	1:15.70 [13]	1:03.46 [12]	0:50.96 [12]	0:38.98 [12]	0:38.98	+6	
		Nozi Tomizawa		1600m	1600m	(0:23.59)	(0:11.63)	(0:12.31)	(0:12.24)	(0:12.50)	(0:11.98)	(0:12.54)			
9	14	NITROGLYCERINE	7	63.7	0:11.65	2:03.40 [9]	1:39.63 [14]	1:27.98 [14]	1:15.72 [14]	1:03.38 [14]	0:51.08 [13]	0:38.84 [13]	0:38.84	-1	
		Jackson Murphy		1600m	1600m	(0:23.77)	(0:11.65)	(0:12.26)	(0:12.34)	(0:12.30)	(0:12.24)	(0:12.70)			
10	10	LIZZIE'S PRIDE	4	63.0	0:11.75	2:03.53 [10]	1:40.21 [10]	1:28.46 [11]	1:16.39 [10]	1:04.21 [10]	0:51.69 [10]	0:39.45 [10]	0:39.45	-14	
		Amy Graham		1600m	1600m	(0:23.32)	(0:11.75)	(0:12.07)	(0:12.18)	(0:12.52)	(0:12.24)	(0:12.97)			

Scratched: Winston Blue (#15)

Report Created: Sat 12 July 2025 20:19 GMT+10 (Note: Timing is based on position data)

Page 1/18

[] Ranking at each section and finish
-:-:- No data available at this section
NA No data available

SCN Saddle cloth number
DNF Did not finish
DNT Did not track

data processed by  TRIPLESDATA



Toowoomba Professional
Race 5: PROVINCIAL DISTRIBUTORS BENCHMARK 58 Handicap - 1890m
12 July 2025 - 19:55



Track Rating: Good 4, Weather: Fine, Rail Position: +1.5m Entire

Section						Overall	1600m	1400m	1200m	1000m	800m	600m	Last 600m		
Field Times						2:01.34 (0:19.71)	1:41.63 (0:09.33)	1:32.30 (0:09.73)	1:22.57 (0:09.60)	1:12.97 (0:09.93)	1:03.04 (0:10.17)	0:52.87 (0:11.17)	0:52.87		
Rank	TAB	Horse/Jockey	Barrier	Top Speed [km/h]	Fastest Section										Distance Travelled [m]
11	12	BIE'RES	10	64.7	0:11.42	2:03.80 [11]	1:40.59 [9]	1:29.17 [8]	1:16.89 [8]	1:04.64 [8]	0:52.04 [8]	0:39.77 [9]	0:39.77	+2	
		Jade Metcalfe		1600m	1600m	(0:23.21)	(0:11.42)	(0:12.28)	(0:12.25)	(0:12.60)	(0:12.27)	(0:12.95)			
12	5	ONOMATOPOEIA	9	64.2	0:11.82	2:04.36 [12]	1:42.41 [2]	1:30.59 [2]	1:18.35 [2]	1:06.33 [2]	0:53.88 [3]	0:41.37 [3]	0:41.37	-13	
		Wayne O'Connell		Overall	1600m	(0:21.95)	(0:11.82)	(0:12.24)	(0:12.02)	(0:12.45)	(0:12.51)	(0:12.82)			
13	9	IRISH SALLY	1	62.7	0:11.67	2:04.92 [13]	1:41.48 [11]	1:29.81 [12]	1:17.49 [12]	1:05.05 [13]	0:52.54 [14]	0:40.05 [14]	0:40.05	-18	
		Corey Bayliss		1600m	1600m	(0:23.44)	(0:11.67)	(0:12.32)	(0:12.44)	(0:12.51)	(0:12.49)	(0:12.80)			
14	8	VORTEXIA	2	62.7	0:09.33	2:06.66 [14]	1:46.95 [1]	1:37.62 [1]	1:27.89 [1]	1:18.29 [1]	1:08.36 [1]	0:58.19 [1]	0:58.19	-12	
		Bailey Wheeler		Overall	1600m	(0:19.71)	(0:09.33)	(0:09.73)	(0:09.60)	(0:09.93)	(0:10.17)	(0:11.17)			

Scratched: Winston Blue (#15)



Toowoomba Professional
Race 5: PROVINCIAL DISTRIBUTORS BENCHMARK 58 Handicap - 1890m
12 July 2025 - 19:55



Track Rating: Good 4, Weather: Fine, Rail Position: +1.5m Entire

Section						400m	200m			Last 600m
Field Times						0:41.70 (0:16.28)	0:25.42 (0:25.42)			0:52.87
Rank	TAB	Horse/Jockey	Barrier	Top Speed [km/h]	Fastest Section			Margin		
1	4	JUSTICE SERVED	14	64.7	0:11.45	0:24.69 [9]	0:12.27 [4]	2:01.34	0:37.10	
		Karl Zechner		1600m	1600m	(0:12.42)	(0:12.27)			
2	13	FORCE ME	13	63.0	0:11.78	0:26.45 [2]	0:13.36 [2]	4.3L	0:39.21 -10	
		Sariah Champkin		Overall	1600m	(0:13.09)	(0:13.36)			
3	2	MALECON	5	62.5	0:11.76	0:25.50 [8]	0:12.96 [5]	4.5L	0:38.41 -13	
		Chelsea Baker		1600m	1600m	(0:12.54)	(0:12.96)			
4	1	KNEZE	11	64.0	0:11.64	0:26.38 [3]	0:13.43 [3]	4.6L	0:39.00 -3	
		Mitch Goring		1400m	1600m	(0:12.95)	(0:13.43)			
5	6	SONNY FELLA	3	63.4	0:11.64	0:26.30 [5]	0:13.34 [6]	6.6L	0:38.91 -8	
		Winona Costin		1600m	1600m	(0:12.96)	(0:13.34)			
6	11	ANOTHER DAZZLER	8	63.3	0:11.79	0:26.29 [7]	0:13.27 [8]	8.4L	0:38.81 +0	
		Kenji Yoshida		1600m	1600m	(0:13.02)	(0:13.27)			
7	7	JENNI INDA JUNGLE	6	63.4	0:11.75	0:26.78 [6]	0:13.65 [7]	10.4L	0:39.41 +0	
		Adin Thompson		1600m	1600m	(0:13.13)	(0:13.65)			
8	3	TRAUTMAN	12	63.5	0:11.63	0:26.44 [10]	0:13.16 [10]	10.6L	0:38.98 +6	
		Nozi Tomizawa		1600m	1600m	(0:13.28)	(0:13.16)			
9	14	NITROGLYCERINE	7	63.7	0:11.65	0:26.14 [13]	0:13.05 [13]	11.4L	0:38.84 -1	
		Jackson Murphy		1600m	1600m	(0:13.09)	(0:13.05)			
10	10	LIZZIE'S PRIDE	4	63.0	0:11.75	0:26.48 [12]	0:13.28 [12]	12.2L	0:39.45 -14	
		Amy Graham		1600m	1600m	(0:13.20)	(0:13.28)			

Scratched: Winston Blue (#15)



Toowoomba Professional
Race 5: PROVINCIAL DISTRIBUTORS BENCHMARK 58 Handicap -
1890m
12 July 2025 - 19:55



Track Rating: Good 4, Weather: Fine, Rail Position: +1.5m Entire

Section		400m		200m		Last 600m				
Field Times		0:41.70 (0:16.28)		0:25.42 (0:25.42)		0:52.87				
Rank	TAB	Horse/Jockey	Barrier	Top Speed [km/h]	Fastest Section	Margin		Distance Travelled [m]		
11	12	BIE'RES	10	64.7	0:11.42	0:26.82 [11]	0:13.65 [11]	13.7L	0:39.77	+2
		Jade Metcalfe		1600m	1600m	(0:13.17)	(0:13.65)			
12	5	ONOMATOPOEIA	9	64.2	0:11.82	0:28.55 [4]	0:14.69 [9]	17L	0:41.37	-13
		Wayne O'Connell		Overall	1600m	(0:13.86)	(0:14.69)			
13	9	IRISH SALLY	1	62.7	0:11.67	0:27.25 [14]	0:14.01 [14]	20.3L	0:40.05	-18
		Corey Bayliss		1600m	1600m	(0:13.24)	(0:14.01)			
14	8	VORTEXIA	2	62.7	0:09.33	0:47.02 [1]	0:30.74 [1]	30.3L	0:58.19	-12
		Bailey Wheeler		Overall	1600m	(0:16.28)	(0:30.74)			

Scratched: Winston Blue (#15)



Horse/Jockey Name	Justice Served
Final Rank	1
Fastest Section Time (Section)	0:11.45 (1600m)
Top Speed [km/h] (Section)	64.7 (1600m)
Race State	Finished

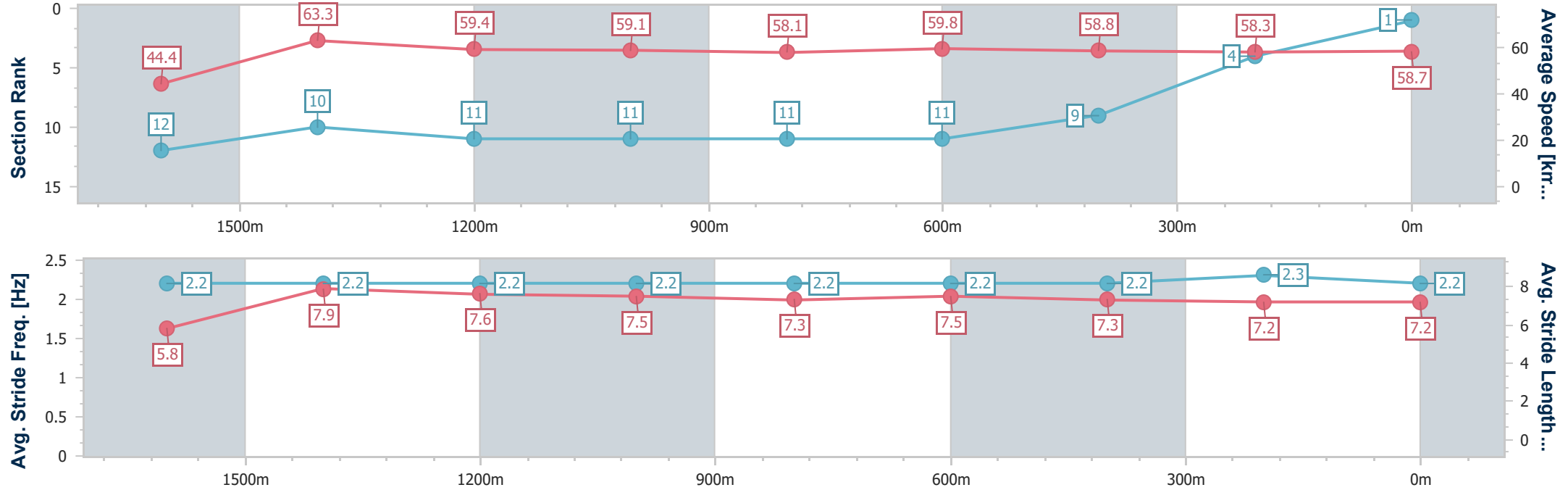


ToowoombaProfessional
Race 5: PROVINCIAL DISTRIBUTORS BENCHMARK 58
Handicap - 1890m
12 July 2025 - 19:55



Track Rating: Good 4, Weather: Fine, Rail Position: +1.5m Entire

Section	Overall	1600m	1400m	1200m	1000m	800m	600m	400m	200m				
Section Times	2:01.34 [1] (0:23.50)	1:37.84 [12] (0:11.45)	1:26.39 [10] (0:12.28)	1:14.11 [11] (0:12.24)	1:01.87 [11] (0:12.57)	0:49.30 [11] (0:12.20)	0:37.10 [11] (0:12.41)	0:24.69 [9] (0:12.42)	0:12.27 [4] (0:12.27)				
Average Speed [km/h]	44.4	63.3	59.4	59.1	58.1	59.8	58.8	58.3	58.7				
Top Speed [km/h]	64.0	64.7	62.6	59.7	59.7	60.4	60.2	59.0	59.3				
Avg. Dist. to Rail [m]	4.6	1.2	2.9	3.9	4.5	3.6	2.0	2.3	3.3				
Avg. Stride Freq. [Hz]	2.2	2.2	2.2	2.2	2.2	2.2	2.2	2.3	2.2				
Avg. Stride Length [m]	5.8	7.9	7.6	7.5	7.3	7.5	7.3	7.2	7.2				





Horse/Jockey Name	Force Me
Final Rank	2
Fastest Section Time (Section)	0:11.78 (1600m)
Top Speed [km/h] (Section)	63.0 (Overall)
Race State	Finished

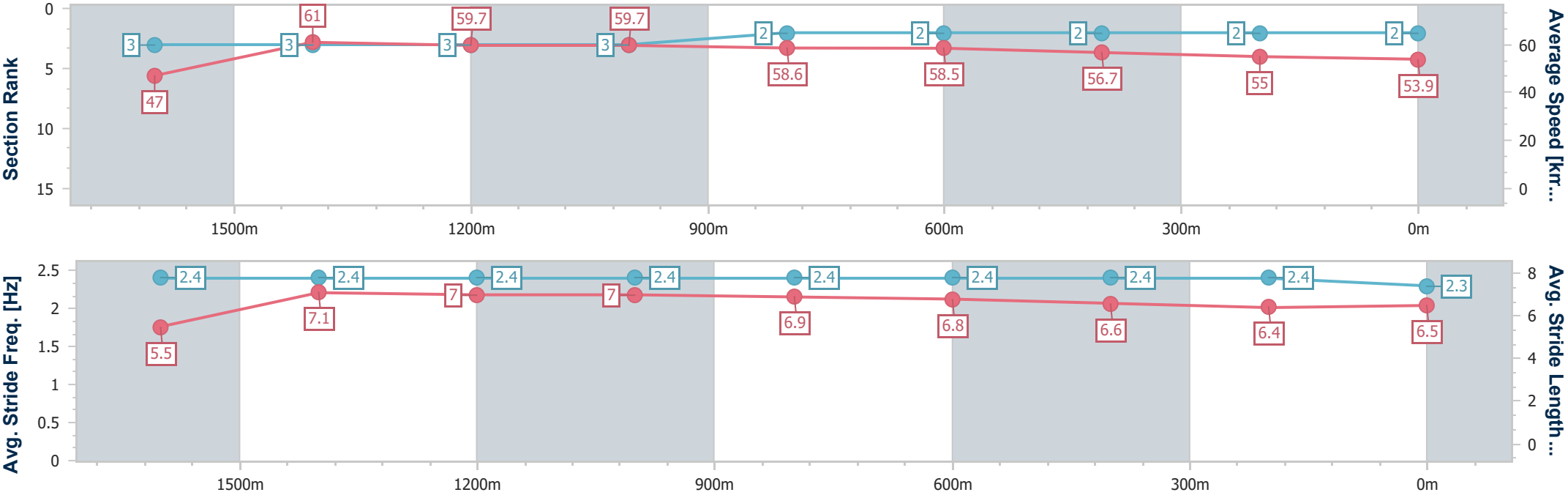


ToowoombaProfessional
Race 5: PROVINCIAL DISTRIBUTORS BENCHMARK 58
Handicap - 1890m
12 July 2025 - 19:55



Track Rating: Good 4, Weather: Fine, Rail Position: +1.5m Entire

Section	Overall	1600m	1400m	1200m	1000m	800m	600m	400m	200m				
Section Times	2:02.09 [2] (0:22.08)	1:40.01 [3] (0:11.78)	1:28.23 [3] (0:12.17)	1:16.06 [3] (0:12.07)	1:03.99 [3] (0:12.36)	0:51.63 [2] (0:12.42)	0:39.21 [2] (0:12.76)	0:26.45 [2] (0:13.09)	0:13.36 [2] (0:13.36)				
Average Speed [km/h]	47.0	61.0	59.7	59.7	58.6	58.5	56.7	55.0	53.9				
Top Speed [km/h]	63.0	62.5	61.8	60.4	59.4	59.4	59.6	55.9	54.6				
Avg. Dist. to Rail [m]	4.8	0.6	1.4	2.5	2.4	1.9	1.3	0.8	1.8				
Avg. Stride Freq. [Hz]	2.4	2.4	2.4	2.4	2.4	2.4	2.4	2.4	2.3				
Avg. Stride Length [m]	5.5	7.1	7.0	7.0	6.9	6.8	6.6	6.4	6.5				





Horse/Jockey Name	Malecon
Final Rank	3
Fastest Section Time (Section)	0:11.76 (1600m)
Top Speed [km/h] (Section)	62.5 (1600m)
Race State	Finished

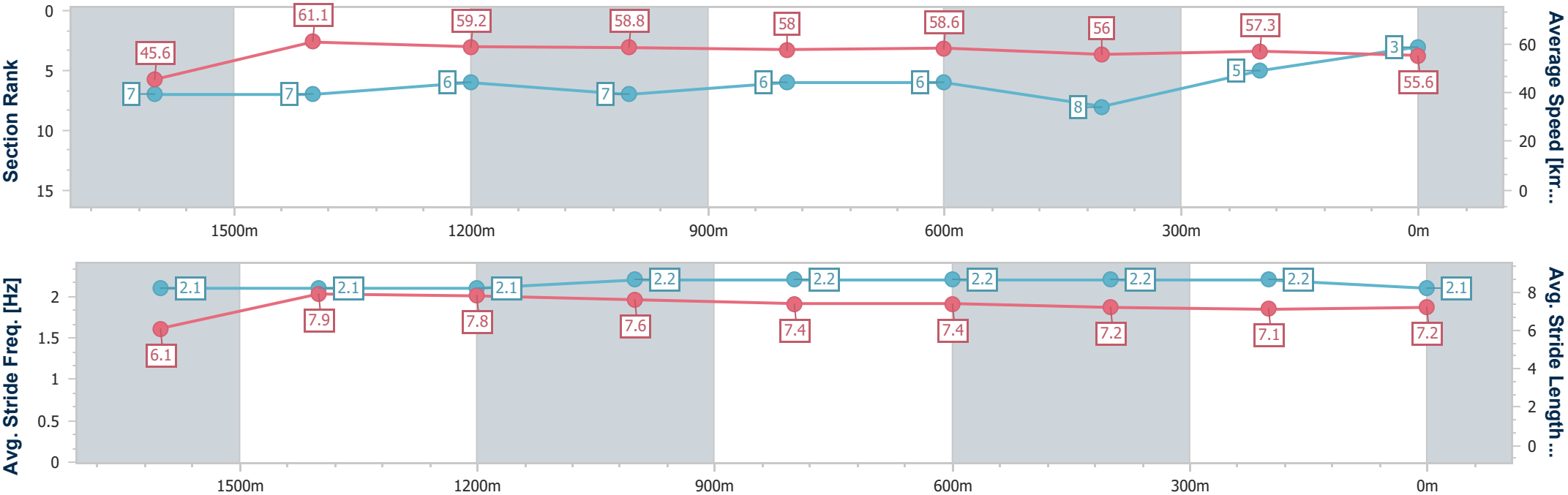


ToowoombaProfessional
Race 5: PROVINCIAL DISTRIBUTORS BENCHMARK 58
Handicap - 1890m
12 July 2025 - 19:55



Track Rating: Good 4, Weather: Fine, Rail Position: +1.5m Entire

Section	Overall	1600m	1400m	1200m	1000m	800m	600m	400m	200m				
Section Times	2:02.14 [3] (0:22.72)	1:39.42 [7] (0:11.76)	1:27.66 [7] (0:12.23)	1:15.43 [6] (0:12.25)	1:03.18 [7] (0:12.48)	0:50.70 [6] (0:12.29)	0:38.41 [6] (0:12.91)	0:25.50 [8] (0:12.54)	0:12.96 [5] (0:12.96)				
Average Speed [km/h]	45.6	61.1	59.2	58.8	58.0	58.6	56.0	57.3	55.6				
Top Speed [km/h]	62.4	62.5	61.3	60.1	59.1	59.7	57.8	57.9	56.3				
Avg. Dist. to Rail [m]	4.5	0.5	0.8	2.3	1.2	0.9	0.9	0.4	1.4				
Avg. Stride Freq. [Hz]	2.1	2.1	2.1	2.2	2.2	2.2	2.2	2.2	2.1				
Avg. Stride Length [m]	6.1	7.9	7.8	7.6	7.4	7.4	7.2	7.1	7.2				





Horse/Jockey Name	Kneze
Final Rank	4
Fastest Section Time (Section)	0:11.64 (1600m)
Top Speed [km/h] (Section)	64.0 (1400m)
Race State	Finished

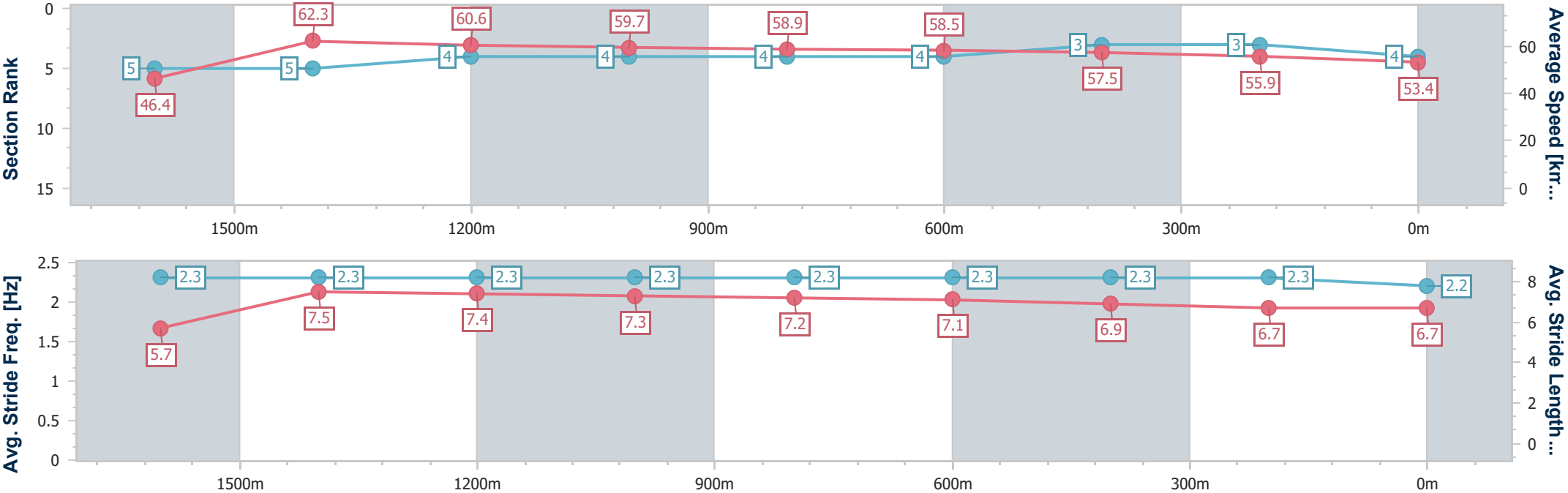


ToowoombaProfessional
Race 5: PROVINCIAL DISTRIBUTORS BENCHMARK 58
Handicap - 1890m
12 July 2025 - 19:55



Track Rating: Good 4, Weather: Fine, Rail Position: +1.5m Entire

Section	Overall	1600m	1400m	1200m	1000m	800m	600m	400m	200m				
Section Times	2:02.16 [4] (0:22.56)	1:39.60 [5] (0:11.64)	1:27.96 [5] (0:12.04)	1:15.92 [4] (0:12.09)	1:03.83 [4] (0:12.38)	0:51.45 [4] (0:12.45)	0:39.00 [4] (0:12.62)	0:26.38 [3] (0:12.95)	0:13.43 [3] (0:13.43)				
Average Speed [km/h]	46.4	62.3	60.6	59.7	58.9	58.5	57.5	55.9	53.4				
Top Speed [km/h]	62.7	63.9	64.0	60.4	59.7	59.5	59.5	56.8	55.1				
Avg. Dist. to Rail [m]	5.3	2.2	2.6	3.2	3.0	3.4	2.1	0.7	0.4				
Avg. Stride Freq. [Hz]	2.3	2.3	2.3	2.3	2.3	2.3	2.3	2.3	2.2				
Avg. Stride Length [m]	5.7	7.5	7.4	7.3	7.2	7.1	6.9	6.7	6.7				





Horse/Jockey Name	Sonny Fella
Final Rank	5
Fastest Section Time (Section)	0:11.64 (1600m)
Top Speed [km/h] (Section)	63.4 (1600m)
Race State	Finished

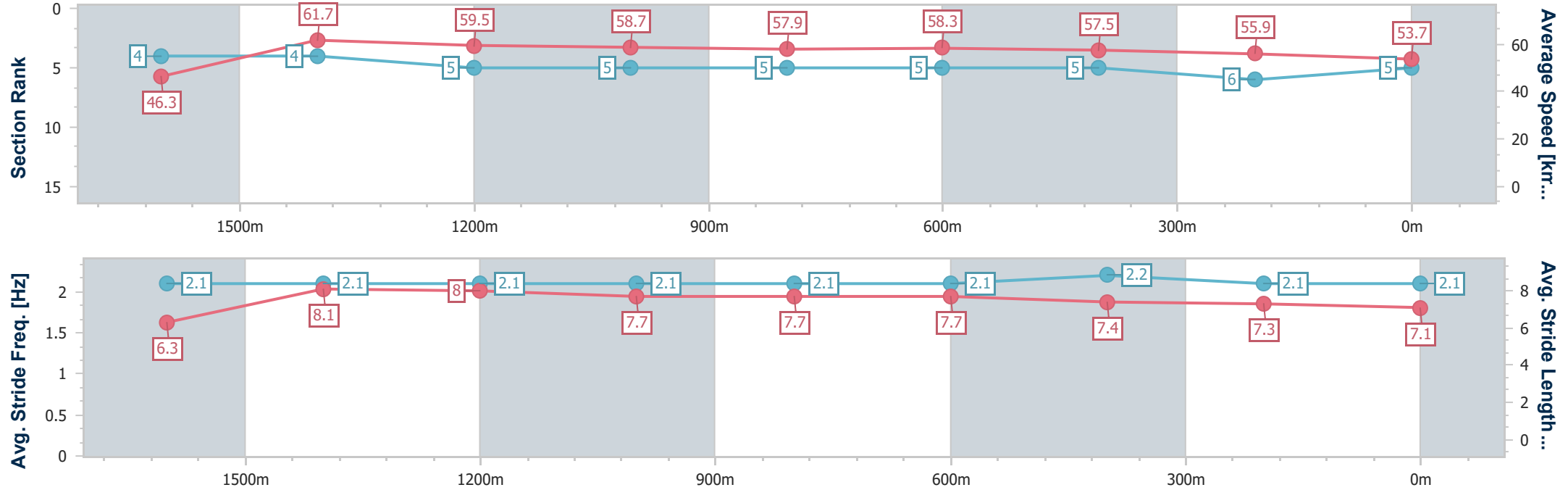


ToowoombaProfessional
Race 5: PROVINCIAL DISTRIBUTORS BENCHMARK 58
Handicap - 1890m
12 July 2025 - 19:55



Track Rating: Good 4, Weather: Fine, Rail Position: +1.5m Entire

Section	Overall	1600m	1400m	1200m	1000m	800m	600m	400m	200m				
Section Times	2:02.53 [5] (0:22.34)	1:40.19 [4] (0:11.64)	1:28.55 [4] (0:12.27)	1:16.28 [5] (0:12.32)	1:03.96 [5] (0:12.62)	0:51.34 [5] (0:12.43)	0:38.91 [5] (0:12.61)	0:26.30 [5] (0:12.96)	0:13.34 [6] (0:13.34)				
Average Speed [km/h]	46.3	61.7	59.5	58.7	57.9	58.3	57.5	55.9	53.7				
Top Speed [km/h]	62.3	63.4	62.7	60.7	59.3	59.5	58.6	56.3	55.5				
Avg. Dist. to Rail [m]	5.1	0.8	2.5	4.0	3.5	2.8	1.5	1.3	2.1				
Avg. Stride Freq. [Hz]	2.1	2.1	2.1	2.1	2.1	2.1	2.2	2.1	2.1				
Avg. Stride Length [m]	6.3	8.1	8.0	7.7	7.7	7.7	7.4	7.3	7.1				





Horse/Jockey Name	Another Dazzler
Final Rank	6
Fastest Section Time (Section)	0:11.79 (1600m)
Top Speed [km/h] (Section)	63.3 (1600m)
Race State	Finished

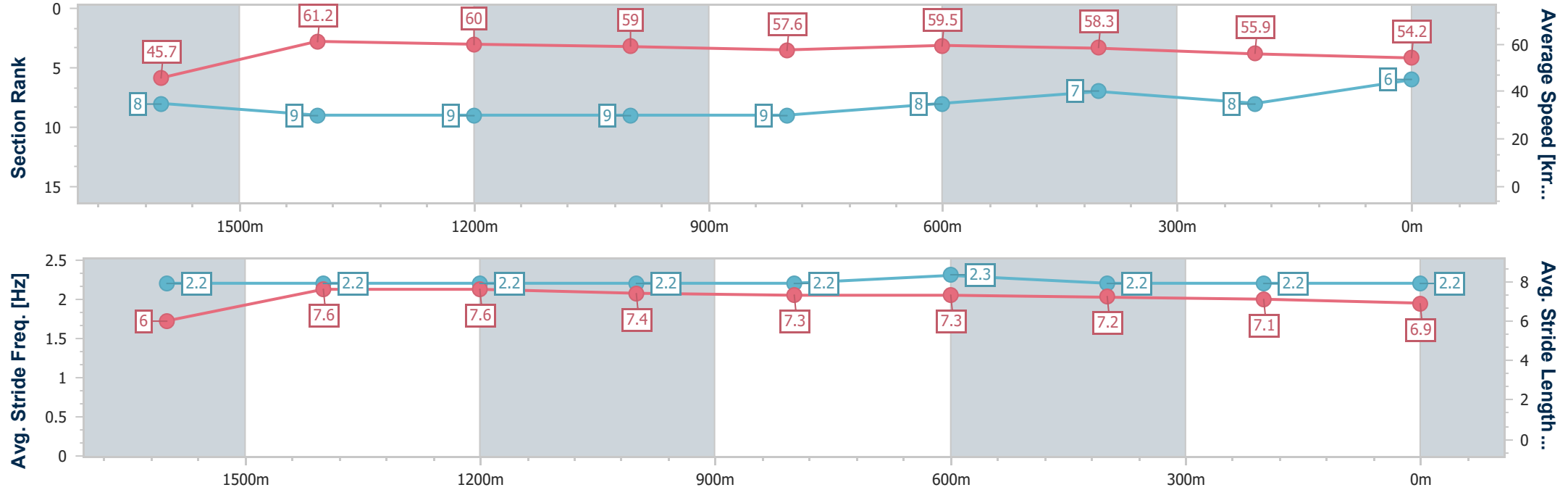


ToowoombaProfessional
Race 5: PROVINCIAL DISTRIBUTORS BENCHMARK 58
Handicap - 1890m
12 July 2025 - 19:55



Track Rating: Good 4, Weather: Fine, Rail Position: +1.5m Entire

Section	Overall	1600m	1400m	1200m	1000m	800m	600m	400m	200m				
Section Times	2:02.83 [6] (0:22.94)	1:39.89 [8] (0:11.79)	1:28.10 [9] (0:12.25)	1:15.85 [9] (0:12.25)	1:03.60 [9] (0:12.60)	0:51.00 [9] (0:12.19)	0:38.81 [8] (0:12.52)	0:26.29 [7] (0:13.02)	0:13.27 [8] (0:13.27)				
Average Speed [km/h]	45.7	61.2	60.0	59.0	57.6	59.5	58.3	55.9	54.2				
Top Speed [km/h]	62.6	63.3	61.9	60.3	59.0	60.1	59.5	56.6	55.4				
Avg. Dist. to Rail [m]	5.3	2.1	3.1	3.8	2.9	2.3	2.3	4.2	6.3				
Avg. Stride Freq. [Hz]	2.2	2.2	2.2	2.2	2.2	2.3	2.2	2.2	2.2				
Avg. Stride Length [m]	6.0	7.6	7.6	7.4	7.3	7.3	7.2	7.1	6.9				





Horse/Jockey Name	Jenni Inda Jungle
Final Rank	7
Fastest Section Time (Section)	0:11.75 (1600m)
Top Speed [km/h] (Section)	63.4 (1600m)
Race State	Finished

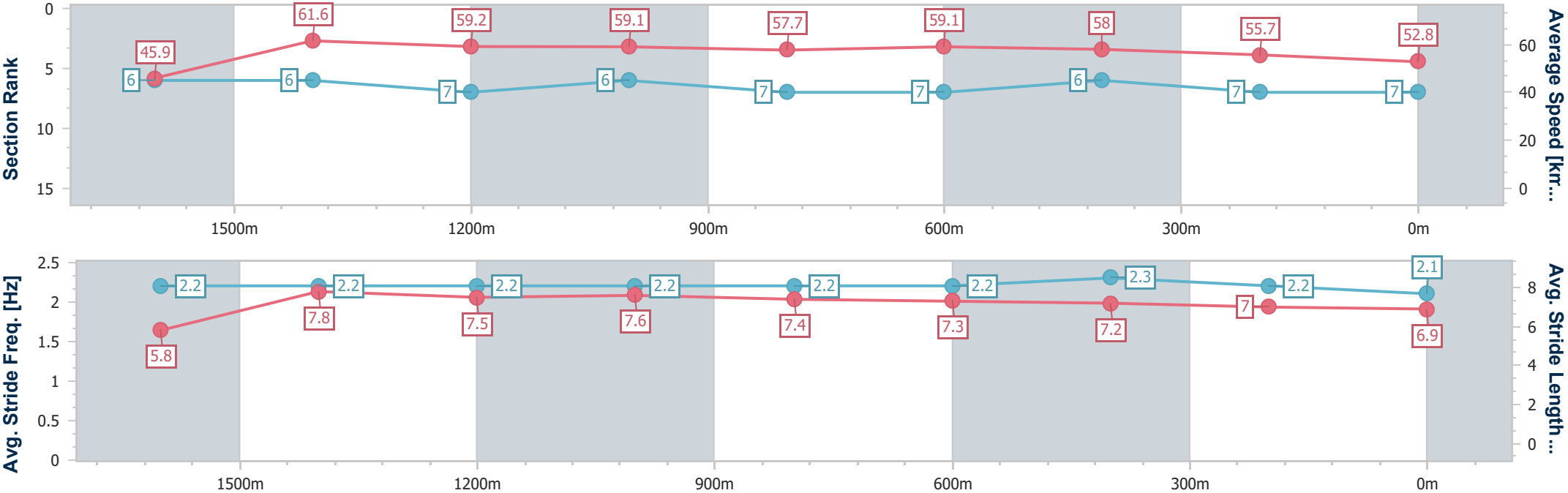


ToowoombaProfessional
Race 5: PROVINCIAL DISTRIBUTORS BENCHMARK 58
Handicap - 1890m
12 July 2025 - 19:55



Track Rating: Good 4, Weather: Fine, Rail Position: +1.5m Entire

Section	Overall	1600m	1400m	1200m	1000m	800m	600m	400m	200m				
Section Times	2:03.20 [7] (0:22.64)	1:40.56 [6] (0:11.75)	1:28.81 [6] (0:12.32)	1:16.49 [7] (0:12.20)	1:04.29 [6] (0:12.61)	0:51.68 [7] (0:12.27)	0:39.41 [7] (0:12.63)	0:26.78 [6] (0:13.13)	0:13.65 [7] (0:13.65)				
Average Speed [km/h]	45.9	61.6	59.2	59.1	57.7	59.1	58.0	55.7	52.8				
Top Speed [km/h]	62.4	63.4	63.1	59.9	59.5	60.3	59.5	57.5	54.6				
Avg. Dist. to Rail [m]	4.5	0.8	2.5	3.2	3.0	2.9	3.3	4.0	3.7				
Avg. Stride Freq. [Hz]	2.2	2.2	2.2	2.2	2.2	2.2	2.3	2.2	2.1				
Avg. Stride Length [m]	5.8	7.8	7.5	7.6	7.4	7.3	7.2	7.0	6.9				





Horse/Jockey Name	Trautman
Final Rank	8
Fastest Section Time (Section)	0:11.63 (1600m)
Top Speed [km/h] (Section)	63.5 (1600m)
Race State	Finished

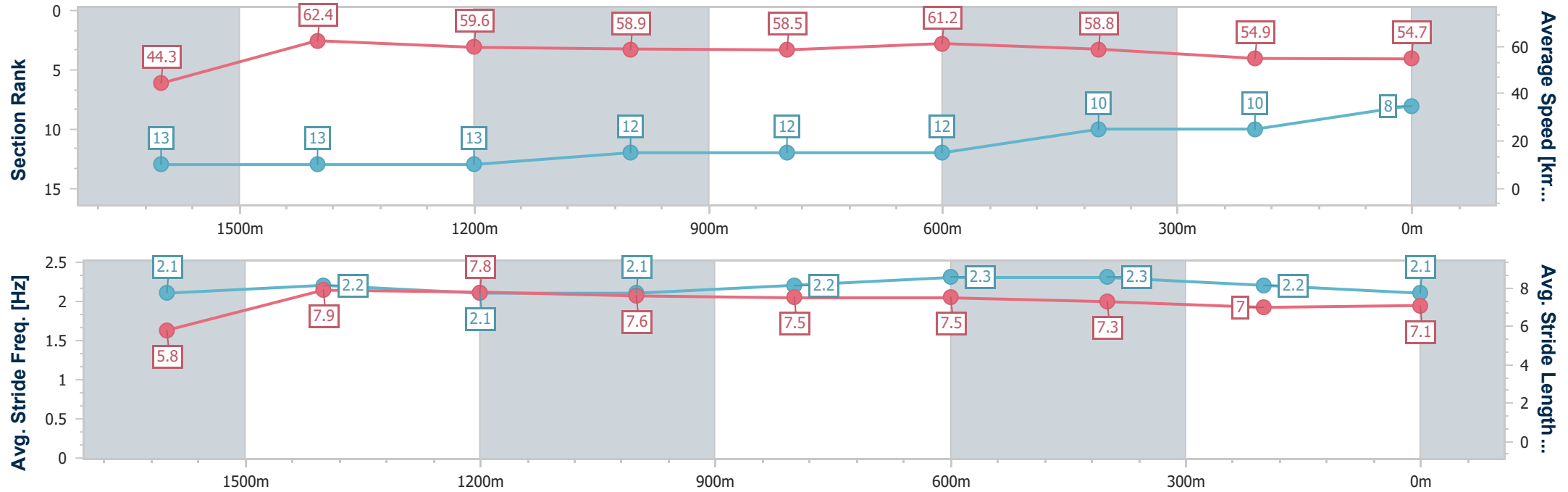


ToowoombaProfessional
Race 5: PROVINCIAL DISTRIBUTORS BENCHMARK 58
Handicap - 1890m
12 July 2025 - 19:55



Track Rating: Good 4, Weather: Fine, Rail Position: +1.5m Entire

Section	Overall	1600m	1400m	1200m	1000m	800m	600m	400m	200m				
Section Times	2:03.23 [8] (0:23.59)	1:39.64 [13] (0:11.63)	1:28.01 [13] (0:12.31)	1:15.70 [13] (0:12.24)	1:03.46 [12] (0:12.50)	0:50.96 [12] (0:11.98)	0:38.98 [12] (0:12.54)	0:26.44 [10] (0:13.28)	0:13.16 [10] (0:13.16)				
Average Speed [km/h]	44.3	62.4	59.6	58.9	58.5	61.2	58.8	54.9	54.7				
Top Speed [km/h]	63.0	63.5	61.5	60.1	59.3	61.6	60.8	56.9	55.1				
Avg. Dist. to Rail [m]	4.6	1.9	3.4	3.8	4.2	4.5	4.7	4.3	3.8				
Avg. Stride Freq. [Hz]	2.1	2.2	2.1	2.1	2.2	2.3	2.3	2.2	2.1				
Avg. Stride Length [m]	5.8	7.9	7.8	7.6	7.5	7.5	7.3	7.0	7.1				





Horse/Jockey Name	Nitroglycerine
Final Rank	9
Fastest Section Time (Section)	0:11.65 (1600m)
Top Speed [km/h] (Section)	63.7 (1600m)
Race State	Finished

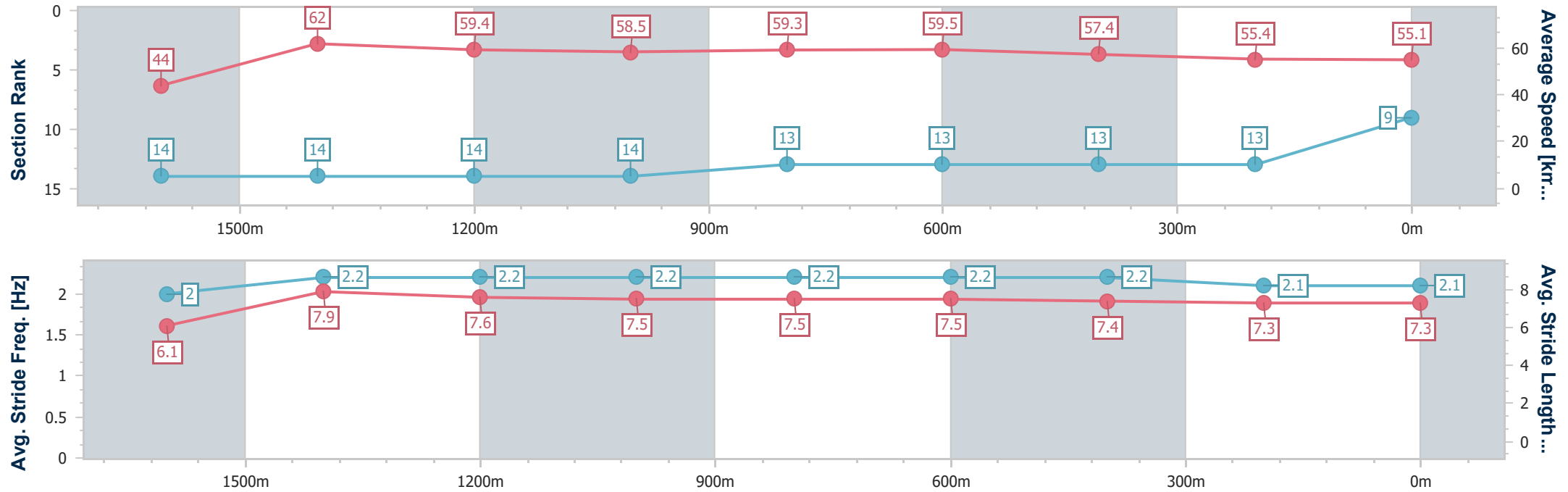


ToowoombaProfessional
Race 5: PROVINCIAL DISTRIBUTORS BENCHMARK 58
Handicap - 1890m
12 July 2025 - 19:55



Track Rating: Good 4, Weather: Fine, Rail Position: +1.5m Entire

Section	Overall	1600m	1400m	1200m	1000m	800m	600m	400m	200m				
Section Times	2:03.40 [9] (0:23.77)	1:39.63 [14] (0:11.65)	1:27.98 [14] (0:12.26)	1:15.72 [14] (0:12.34)	1:03.38 [14] (0:12.30)	0:51.08 [13] (0:12.24)	0:38.84 [13] (0:12.70)	0:26.14 [13] (0:13.09)	0:13.05 [13] (0:13.05)				
Average Speed [km/h]	44.0	62.0	59.4	58.5	59.3	59.5	57.4	55.4	55.1				
Top Speed [km/h]	61.2	63.7	61.1	59.6	60.2	60.0	58.9	56.0	56.1				
Avg. Dist. to Rail [m]	5.5	1.0	2.1	3.8	4.0	3.3	2.7	2.3	1.8				
Avg. Stride Freq. [Hz]	2.0	2.2	2.2	2.2	2.2	2.2	2.2	2.1	2.1				
Avg. Stride Length [m]	6.1	7.9	7.6	7.5	7.5	7.5	7.4	7.3	7.3				





Horse/Jockey Name	Lizzie's Pride
Final Rank	10
Fastest Section Time (Section)	0:11.75 (1600m)
Top Speed [km/h] (Section)	63.0 (1600m)
Race State	Finished

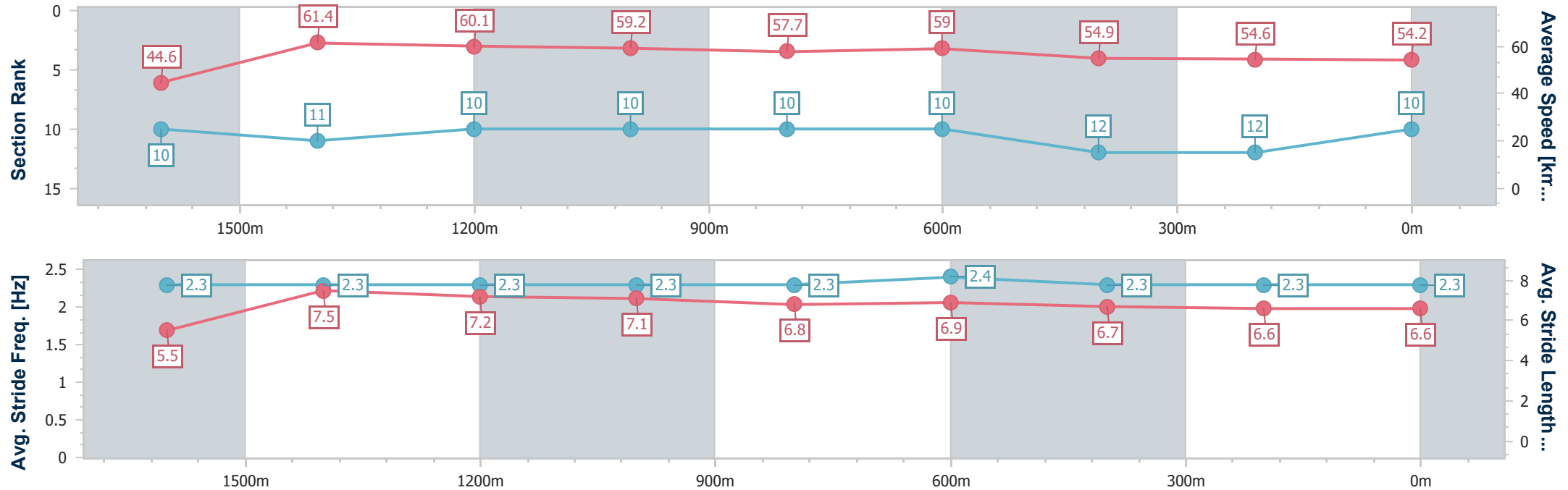


ToowoombaProfessional
Race 5: PROVINCIAL DISTRIBUTORS BENCHMARK 58
Handicap - 1890m
12 July 2025 - 19:55



Track Rating: Good 4, Weather: Fine, Rail Position: +1.5m Entire

Section	Overall	1600m	1400m	1200m	1000m	800m	600m	400m	200m				
Section Times	2:03.53 [10] (0:23.32)	1:40.21 [10] (0:11.75)	1:28.46 [11] (0:12.07)	1:16.39 [10] (0:12.18)	1:04.21 [10] (0:12.52)	0:51.69 [10] (0:12.24)	0:39.45 [10] (0:12.97)	0:26.48 [12] (0:13.20)	0:13.28 [12] (0:13.28)				
Average Speed [km/h]	44.6	61.4	60.1	59.2	57.7	59.0	54.9	54.6	54.2				
Top Speed [km/h]	62.6	63.0	62.2	60.4	59.5	60.5	59.0	55.1	54.8				
Avg. Dist. to Rail [m]	4.8	0.8	1.2	1.8	1.4	1.0	1.7	1.0	0.4				
Avg. Stride Freq. [Hz]	2.3	2.3	2.3	2.3	2.3	2.4	2.3	2.3	2.3				
Avg. Stride Length [m]	5.5	7.5	7.2	7.1	6.8	6.9	6.7	6.6	6.6				





Horse/Jockey Name	Bie'res
Final Rank	11
Fastest Section Time (Section)	0:11.42 (1600m)
Top Speed [km/h] (Section)	64.7 (1600m)
Race State	Finished

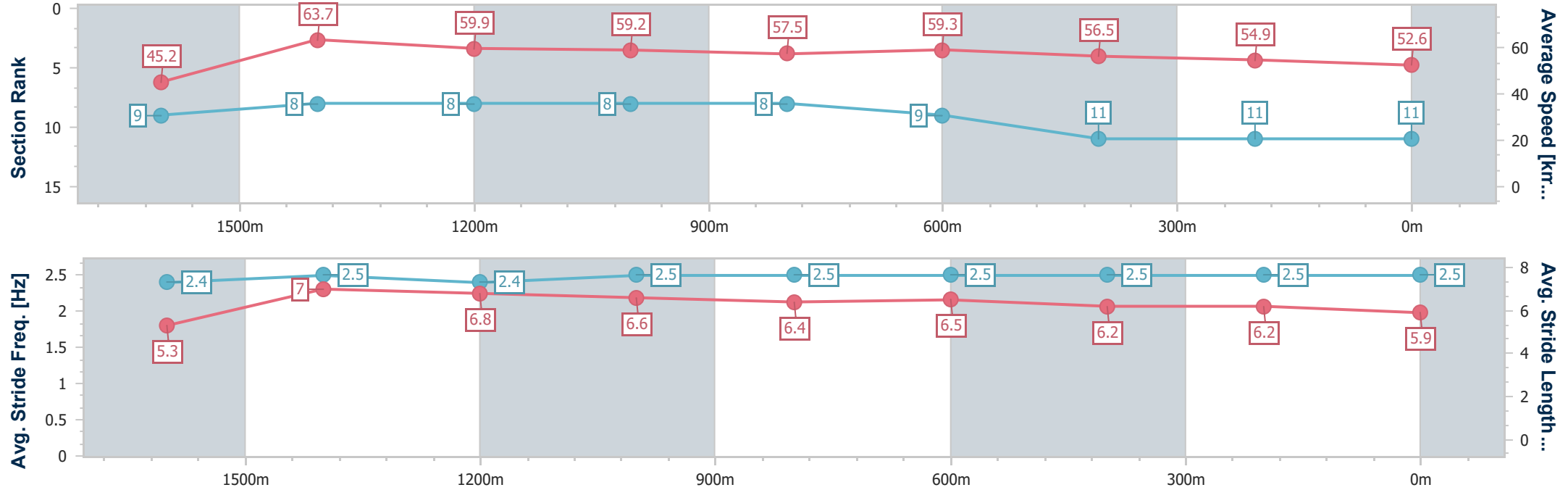


ToowoombaProfessional
Race 5: PROVINCIAL DISTRIBUTORS BENCHMARK 58
Handicap - 1890m
12 July 2025 - 19:55



Track Rating: Good 4, Weather: Fine, Rail Position: +1.5m Entire

Section	Overall	1600m	1400m	1200m	1000m	800m	600m	400m	200m				
Section Times	2:03.80 [11] (0:23.21)	1:40.59 [9] (0:11.42)	1:29.17 [8] (0:12.28)	1:16.89 [8] (0:12.25)	1:04.64 [8] (0:12.60)	0:52.04 [8] (0:12.27)	0:39.77 [9] (0:12.95)	0:26.82 [11] (0:13.17)	0:13.65 [11] (0:13.65)				
Average Speed [km/h]	45.2	63.7	59.9	59.2	57.5	59.3	56.5	54.9	52.6				
Top Speed [km/h]	63.4	64.7	63.2	60.6	58.6	59.9	59.1	55.3	53.6				
Avg. Dist. to Rail [m]	5.0	3.2	4.0	3.4	2.4	3.6	3.7	0.7	1.6				
Avg. Stride Freq. [Hz]	2.4	2.5	2.4	2.5	2.5	2.5	2.5	2.5	2.5				
Avg. Stride Length [m]	5.3	7.0	6.8	6.6	6.4	6.5	6.2	6.2	5.9				





Horse/Jockey Name	Onomatopoeia
Final Rank	12
Fastest Section Time (Section)	0:11.82 (1600m)
Top Speed [km/h] (Section)	64.2 (Overall)
Race State	Finished

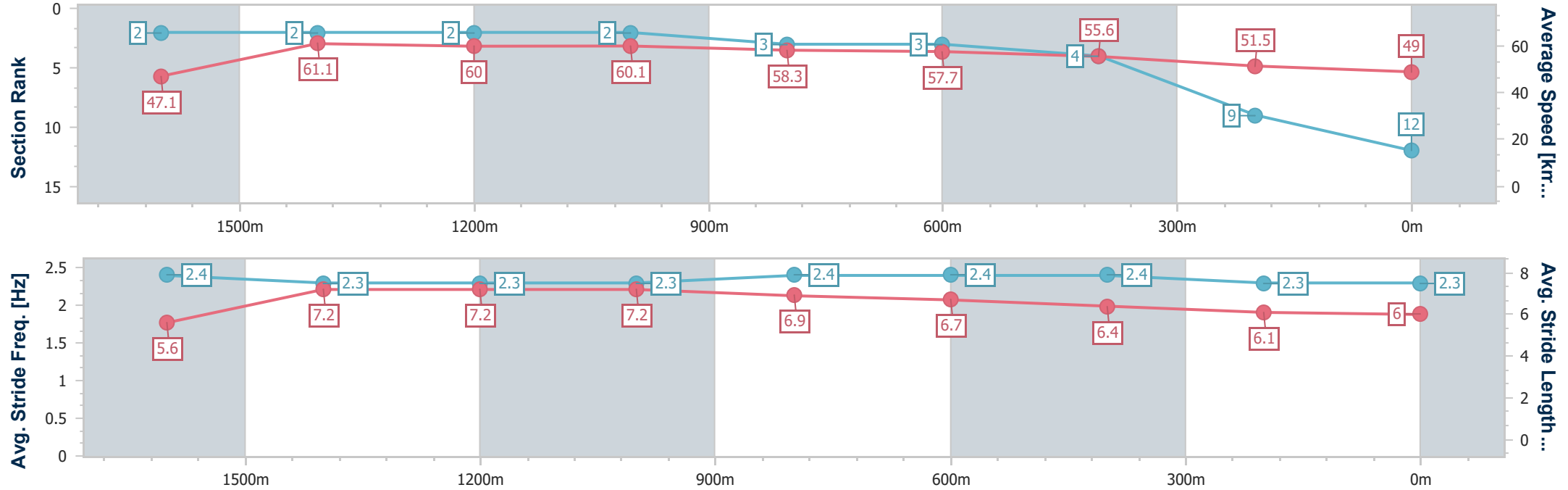


ToowoombaProfessional
Race 5: PROVINCIAL DISTRIBUTORS BENCHMARK 58
Handicap - 1890m
12 July 2025 - 19:55



Track Rating: Good 4, Weather: Fine, Rail Position: +1.5m Entire

Section	Overall	1600m	1400m	1200m	1000m	800m	600m	400m	200m				
Section Times	2:04.36 [12] (0:21.95)	1:42.41 [2] (0:11.82)	1:30.59 [2] (0:12.24)	1:18.35 [2] (0:12.02)	1:06.33 [2] (0:12.45)	0:53.88 [3] (0:12.51)	0:41.37 [3] (0:12.82)	0:28.55 [4] (0:13.86)	0:14.69 [9] (0:14.69)				
Average Speed [km/h]	47.1	61.1	60.0	60.1	58.3	57.7	55.6	51.5	49.0				
Top Speed [km/h]	64.2	62.5	62.2	61.1	59.9	58.6	58.7	52.7	50.2				
Avg. Dist. to Rail [m]	5.3	1.2	3.4	3.8	2.8	0.8	2.3	2.1	1.9				
Avg. Stride Freq. [Hz]	2.4	2.3	2.3	2.3	2.4	2.4	2.4	2.3	2.3				
Avg. Stride Length [m]	5.6	7.2	7.2	7.2	6.9	6.7	6.4	6.1	6.0				





Horse/Jockey Name	Irish Sally
Final Rank	13
Fastest Section Time (Section)	0:11.67 (1600m)
Top Speed [km/h] (Section)	62.7 (1600m)
Race State	Finished

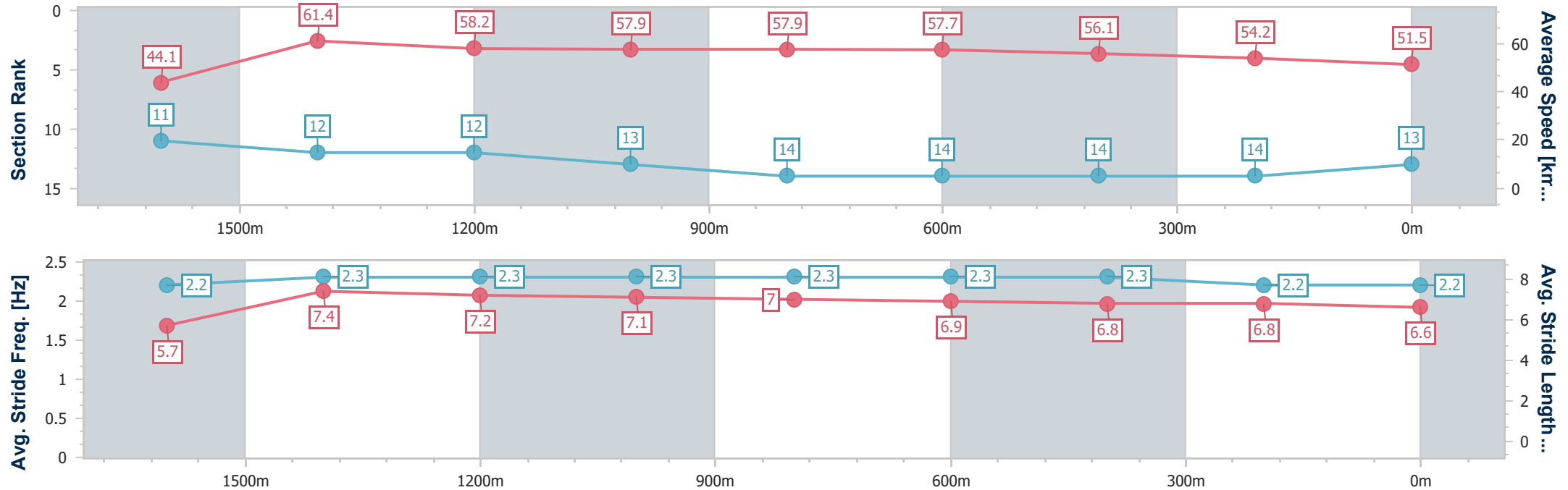


ToowoombaProfessional
Race 5: PROVINCIAL DISTRIBUTORS BENCHMARK 58
Handicap - 1890m
12 July 2025 - 19:55



Track Rating: Good 4, Weather: Fine, Rail Position: +1.5m Entire

Section	Overall	1600m	1400m	1200m	1000m	800m	600m	400m	200m				
Section Times	2:04.92 [13] (0:23.44)	1:41.48 [11] (0:11.67)	1:29.81 [12] (0:12.32)	1:17.49 [12] (0:12.44)	1:05.05 [13] (0:12.51)	0:52.54 [14] (0:12.49)	0:40.05 [14] (0:12.80)	0:27.25 [14] (0:13.24)	0:14.01 [14] (0:14.01)				
Average Speed [km/h]	44.1	61.4	58.2	57.9	57.9	57.7	56.1	54.2	51.5				
Top Speed [km/h]	59.8	62.7	59.3	58.6	59.2	58.3	58.5	55.3	54.3				
Avg. Dist. to Rail [m]	6.5	1.2	1.0	1.9	1.5	0.5	1.0	0.7	2.8				
Avg. Stride Freq. [Hz]	2.2	2.3	2.3	2.3	2.3	2.3	2.3	2.2	2.2				
Avg. Stride Length [m]	5.7	7.4	7.2	7.1	7.0	6.9	6.8	6.8	6.6				





Horse/Jockey Name	Vortexia
Final Rank	14
Fastest Section Time (Section)	0:09.33 (1600m)
Top Speed [km/h] (Section)	62.7 (Overall)
Race State	Finished

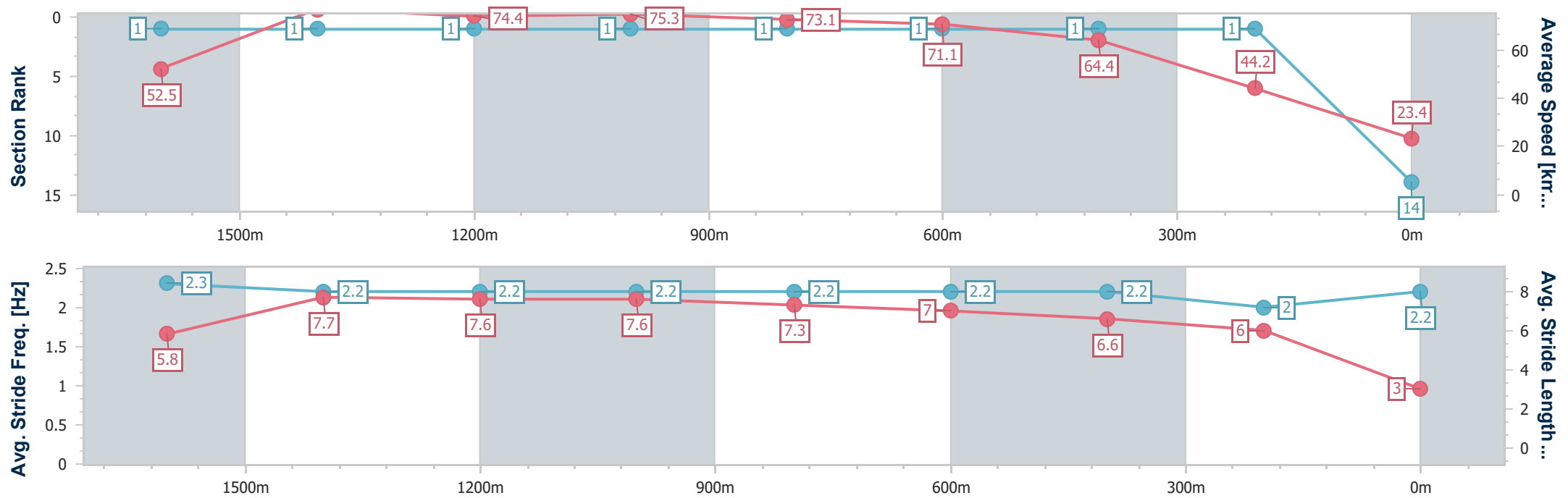


ToowoombaProfessional
Race 5: PROVINCIAL DISTRIBUTORS BENCHMARK 58
Handicap - 1890m
12 July 2025 - 19:55



Track Rating: Good 4, Weather: Fine, Rail Position: +1.5m Entire

Section	Overall	1600m	1400m	1200m	1000m	800m	600m	400m	200m				
Section Times	2:06.66 [14] (0:19.71)	1:46.95 [1] (0:09.33)	1:37.62 [1] (0:09.73)	1:27.89 [1] (0:09.60)	1:18.29 [1] (0:09.93)	1:08.36 [1] (0:10.17)	0:58.19 [1] (0:11.17)	0:47.02 [1] (0:16.28)	0:30.74 [1] (0:30.74)				
Average Speed [km/h]	52.5	77.4	74.4	75.3	73.1	71.1	64.4	44.2	23.4				
Top Speed [km/h]	62.7	62.3	61.4	60.6	59.7	58.4	56.2	47.9	39.5				
Avg. Dist. to Rail [m]	5.4	0.7	1.6	2.2	1.8	1.5	0.4	0.7	3.8				
Avg. Stride Freq. [Hz]	2.3	2.2	2.2	2.2	2.2	2.2	2.2	2.0	2.2				
Avg. Stride Length [m]	5.8	7.7	7.6	7.6	7.3	7.0	6.6	6.0	3.0				





Toowoomba Professional

Race 6: TOP OF THE RANGE BUILDERS Maiden Handicap - 870m

12 July 2025 - 20:30



Track Rating: Good 4, Weather: Fine, Rail Position: +1.5m Entire

Section						Overall	800m	600m	400m	200m			Last 600m
Field Times						0:51.54 (0:06.29)	0:45.25 (0:10.65)	0:34.60 (0:11.02)	0:23.58 (0:11.68)	0:11.90 (0:11.90)			0:34.60
Rank	TAB	Horse/Jockey	Barrier	Top Speed [km/h]	Fastest Section							Margin	Distance Travelled [m]
1	6	SKY BLUE	3	67.7	0:06.56	0:51.54 [1]	0:44.98 [2]	0:33.97 [4]	0:23.06 [2]	0:11.64 [2]	0:51.54	0:33.97	
		Kelsey Lenton		800m	Overall	(0:06.56)	(0:11.01)	(0:10.91)	(0:11.42)	(0:11.64)			
2	3	REVANTAS	2	67.8	0:06.67	0:51.86 [2]	0:45.19 [6]	0:34.28 [5]	0:23.13 [4]	0:11.65 [3]	1.8L	0:34.28	+7
		Karl Zechner		800m	Overall	(0:06.67)	(0:10.91)	(0:11.15)	(0:11.48)	(0:11.65)			
3	4	DIAMANTINA ROSE	5	69.1	0:06.29	0:51.91 [3]	0:45.62 [1]	0:34.97 [1]	0:23.95 [1]	0:12.27 [1]	2L	0:34.97	+3
		Kenji Yoshida		800m	Overall	(0:06.29)	(0:10.65)	(0:11.02)	(0:11.68)	(0:12.27)			
4	2	KINGSLAND	6	66.6	0:07.17	0:52.36 [4]	0:45.19 [9]	0:34.05 [9]	0:22.90 [8]	0:11.50 [7]	4.5L	0:34.05	-3
		Hannah Richardson		800m	Overall	(0:07.17)	(0:11.14)	(0:11.15)	(0:11.40)	(0:11.50)			
5	8	RARE MOON	7	67.9	0:06.63	0:52.60 [5]	0:45.97 [4]	0:34.94 [6]	0:23.75 [5]	0:12.11 [4]	5.8L	0:34.94	+12
		Nozi Tomizawa		600m	Overall	(0:06.63)	(0:11.03)	(0:11.19)	(0:11.64)	(0:12.11)			
6	1	IT'S A LONG ROAD	1	64.8	0:07.02	0:52.63 [6]	0:45.61 [8]	0:34.33 [8]	0:23.07 [9]	0:11.64 [8]	6L	0:34.33	+6
		Paul Hamblin		800m	Overall	(0:07.02)	(0:11.28)	(0:11.26)	(0:11.43)	(0:11.64)			
7	10	ATHOL MAC	8	65.8	0:06.70	0:52.65 [7]	0:45.95 [7]	0:34.80 [7]	0:23.60 [7]	0:12.07 [5]	6.1L	0:34.80	+4
		Shania Willis		600m	Overall	(0:06.70)	(0:11.15)	(0:11.20)	(0:11.53)	(0:12.07)			
8	9	LETTIE'S LOT	4	67.3	0:06.61	0:52.94 [8]	0:46.33 [3]	0:35.42 [3]	0:23.89 [6]	0:12.12 [6]	7.6L	0:35.42	+9
		Corey Bayliss		800m	Overall	(0:06.61)	(0:10.91)	(0:11.53)	(0:11.77)	(0:12.12)			
9	7	ABBY GIRL	9	67.9	0:06.66	0:55.26 [9]	0:48.60 [5]	0:37.85 [2]	0:26.57 [3]	0:14.13 [9]	21.1L	0:37.85	+4
		Olivia Webb		800m	Overall	(0:06.66)	(0:10.75)	(0:11.28)	(0:12.44)	(0:14.13)			

Scratched: Richboy Harry (#13), She's Got Grace (#12), Fanci Fleur (#5), Fortunate Dragon (#11), Demes Girl (#14)



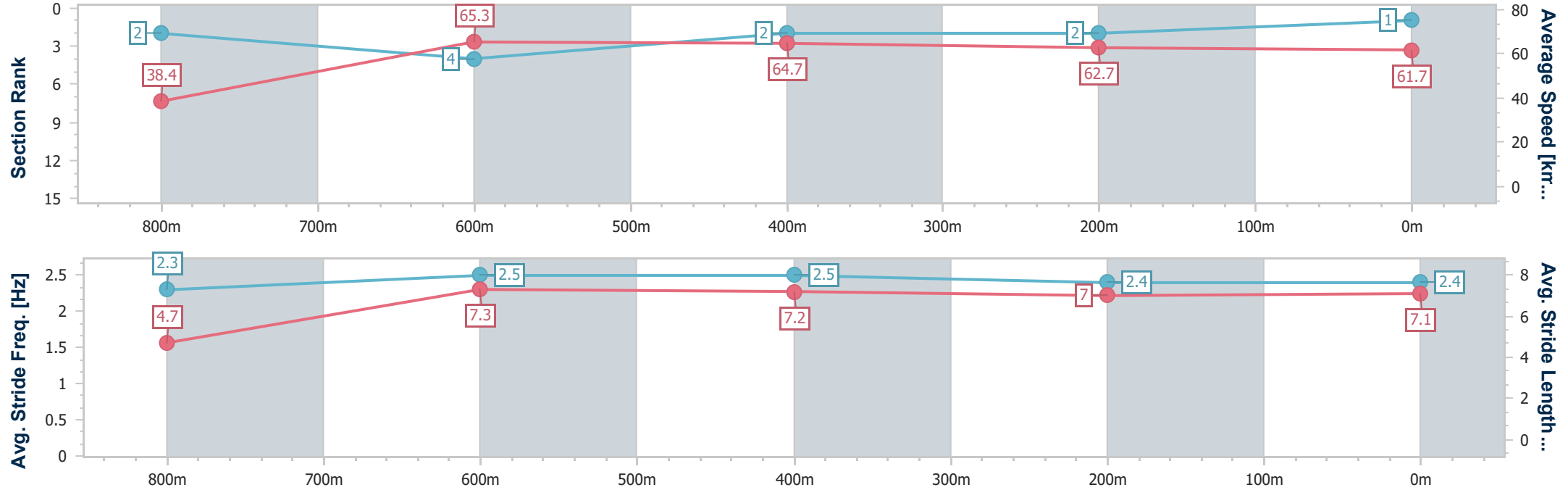
Horse/Jockey Name	Sky Blue
Final Rank	1
Fastest Section Time (Section)	0:06.56 (Overall)
Top Speed [km/h] (Section)	67.7 (800m)
Race State	Finished



ToowoombaProfessional
Race 6: TOP OF THE RANGE BUILDERS Maiden Handicap - 870m
12 July 2025 - 20:30
Track Rating: Good 4, Weather: Fine, Rail Position: +1.5m Entire



Section	Overall	800m	600m	400m	200m														
Section Times	0:51.54 [1] (0:06.56)	0:44.98 [2] (0:11.01)	0:33.97 [4] (0:10.91)	0:23.06 [2] (0:11.42)	0:11.64 [2] (0:11.64)														
Average Speed [km/h]	38.4	65.3	64.7	62.7	61.7														
Top Speed [km/h]	61.4	67.7	67.7	63.3	62.3														
Avg. Dist. to Rail [m]	1.0	1.2	3.2	1.8	0.4														
Avg. Stride Freq. [Hz]	2.3	2.5	2.5	2.4	2.4														
Avg. Stride Length [m]	4.7	7.3	7.2	7.0	7.1														





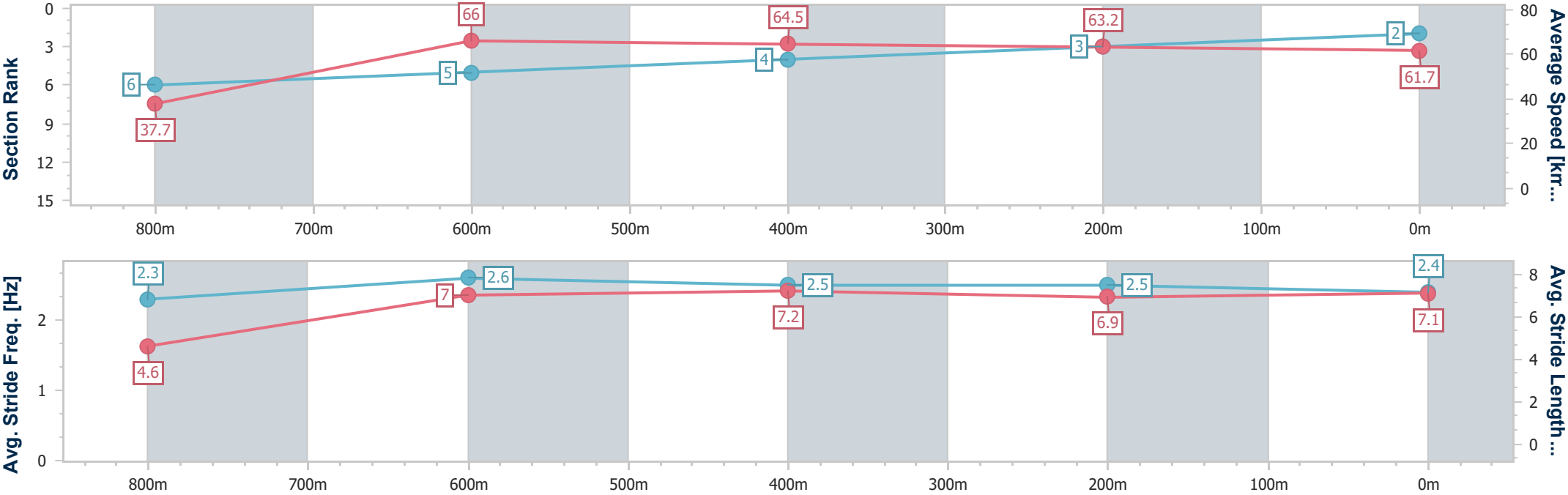
Horse/Jockey Name	Revantas
Final Rank	2
Fastest Section Time (Section)	0:06.67 (Overall)
Top Speed [km/h] (Section)	67.8 (800m)
Race State	Finished



ToowoombaProfessional
Race 6: TOP OF THE RANGE BUILDERS Maiden Handicap - 870m
12 July 2025 - 20:30
Track Rating: Good 4, Weather: Fine, Rail Position: +1.5m Entire



Section	Overall	800m	600m	400m	200m									
Section Times	0:51.86 [2] (0:06.67)	0:45.19 [6] (0:10.91)	0:34.28 [5] (0:11.15)	0:23.13 [4] (0:11.48)	0:11.65 [3] (0:11.65)									
Average Speed [km/h]	37.7	66.0	64.5	63.2	61.7									
Top Speed [km/h]	61.1	67.8	67.1	64.0	62.5									
Avg. Dist. to Rail [m]	1.0	0.4	0.6	1.8	2.9									
Avg. Stride Freq. [Hz]	2.3	2.6	2.5	2.5	2.4									
Avg. Stride Length [m]	4.6	7.0	7.2	6.9	7.1									





Horse/Jockey Name	Diamantina Rose
Final Rank	3
Fastest Section Time (Section)	0:06.29 (Overall)
Top Speed [km/h] (Section)	69.1 (800m)
Race State	Finished



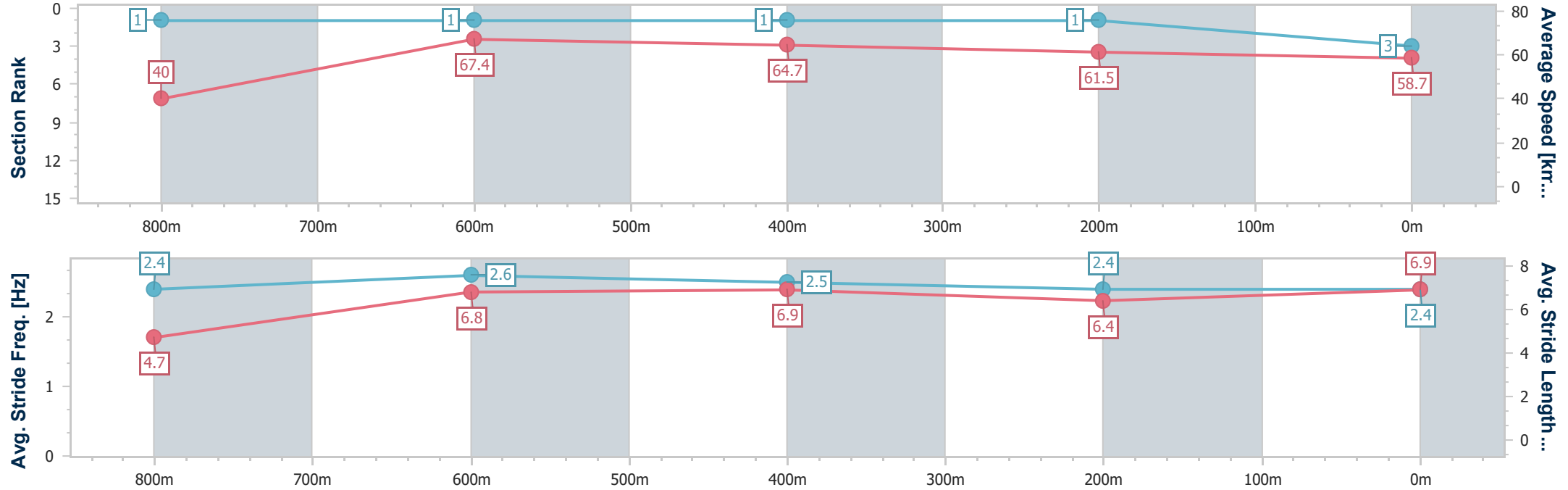
ToowoombaProfessional
Race 6: TOP OF THE RANGE BUILDERS Maiden Handicap - 870m



12 July 2025 - 20:30

Track Rating: Good 4, Weather: Fine, Rail Position: +1.5m Entire

Section	Overall	800m	600m	400m	200m										
Section Times	0:51.91 [3] (0:06.29)	0:45.62 [1] (0:10.65)	0:34.97 [1] (0:11.02)	0:23.95 [1] (0:11.68)	0:12.27 [1] (0:12.27)										
Average Speed [km/h]	40.0	67.4	64.7	61.5	58.7										
Top Speed [km/h]	64.4	69.1	67.5	62.4	59.4										
Avg. Dist. to Rail [m]	1.5	1.6	1.9	0.8	0.2										
Avg. Stride Freq. [Hz]	2.4	2.6	2.5	2.4	2.4										
Avg. Stride Length [m]	4.7	6.8	6.9	6.4	6.9										





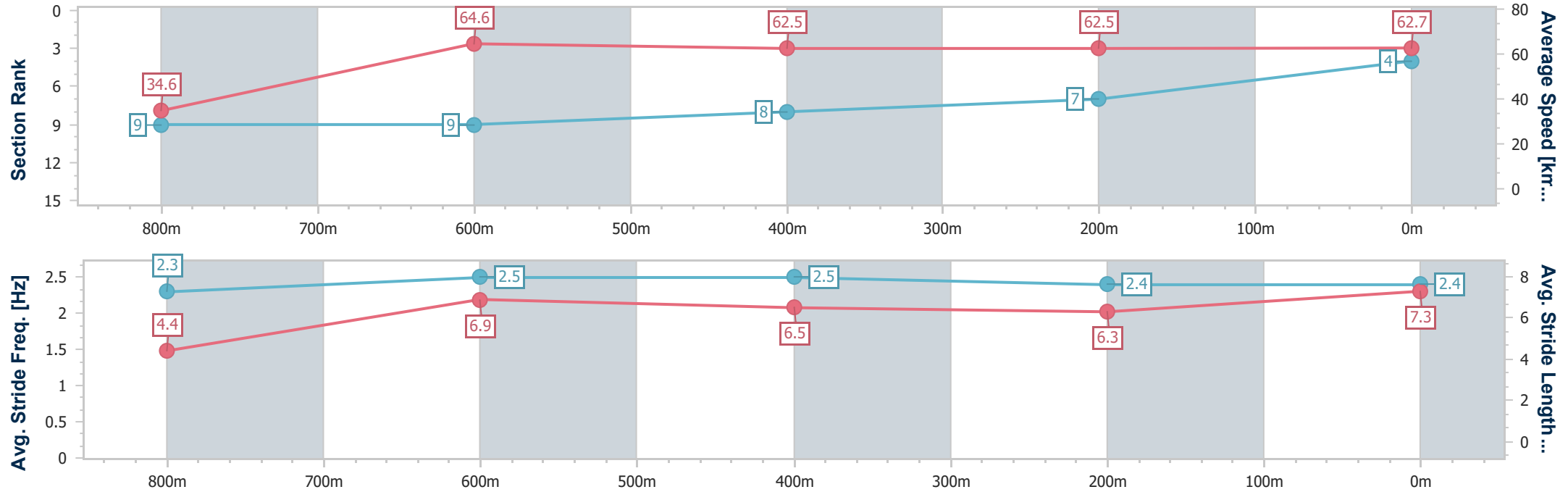
Horse/Jockey Name	Kingsland
Final Rank	4
Fastest Section Time (Section)	0:07.17 (Overall)
Top Speed [km/h] (Section)	66.6 (800m)
Race State	Finished



ToowoombaProfessional
Race 6: TOP OF THE RANGE BUILDERS Maiden Handicap - 870m
12 July 2025 - 20:30
Track Rating: Good 4, Weather: Fine, Rail Position: +1.5m Entire



Section	Overall	800m	600m	400m	200m															
Section Times	0:52.36 [4] (0:07.17)	0:45.19 [9] (0:11.14)	0:34.05 [9] (0:11.15)	0:22.90 [8] (0:11.40)	0:11.50 [7] (0:11.50)															
Average Speed [km/h]	34.6	64.6	62.5	62.5	62.7															
Top Speed [km/h]	59.7	66.6	64.9	63.4	63.6															
Avg. Dist. to Rail [m]	1.5	1.8	5.7	1.8	1.7															
Avg. Stride Freq. [Hz]	2.3	2.5	2.5	2.4	2.4															
Avg. Stride Length [m]	4.4	6.9	6.5	6.3	7.3															





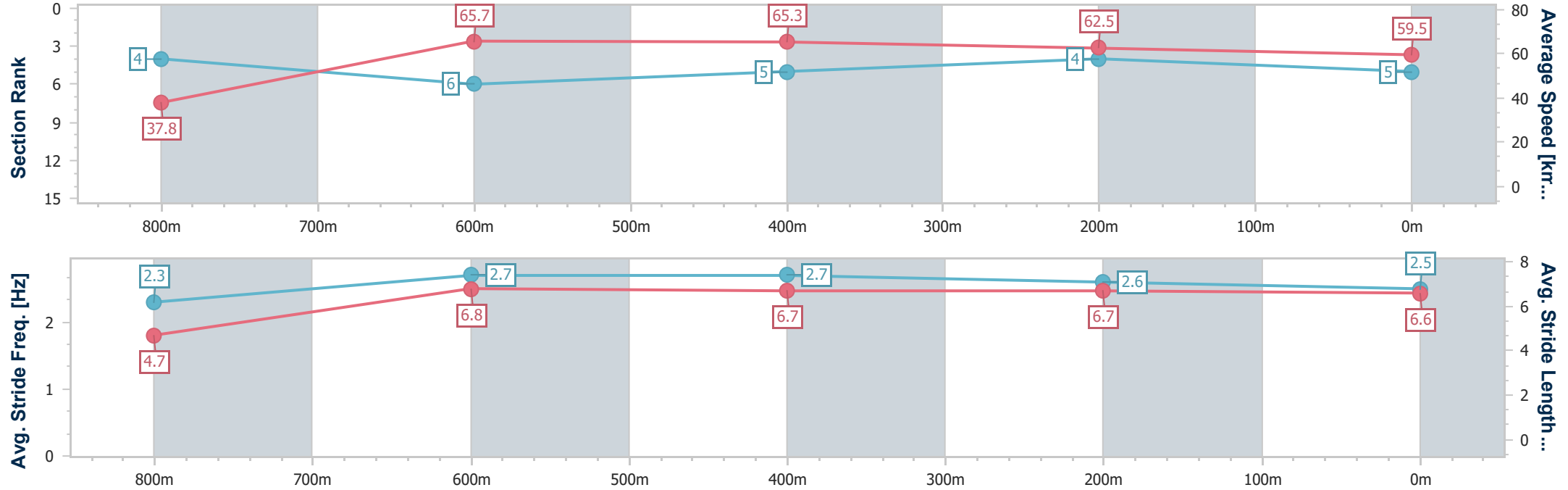
Horse/Jockey Name	Rare Moon
Final Rank	5
Fastest Section Time (Section)	0:06.63 (Overall)
Top Speed [km/h] (Section)	67.9 (600m)
Race State	Finished



ToowoombaProfessional
Race 6: TOP OF THE RANGE BUILDERS Maiden Handicap - 870m
12 July 2025 - 20:30
Track Rating: Good 4, Weather: Fine, Rail Position: +1.5m Entire



Section	Overall	800m	600m	400m	200m										
Section Times	0:52.60 [5] (0:06.63)	0:45.97 [4] (0:11.03)	0:34.94 [6] (0:11.19)	0:23.75 [5] (0:11.64)	0:12.11 [4] (0:12.11)										
Average Speed [km/h]	37.8	65.7	65.3	62.5	59.5										
Top Speed [km/h]	61.7	67.2	67.9	64.0	61.5										
Avg. Dist. to Rail [m]	4.3	2.8	2.9	2.6	2.1										
Avg. Stride Freq. [Hz]	2.3	2.7	2.7	2.6	2.5										
Avg. Stride Length [m]	4.7	6.8	6.7	6.7	6.6										





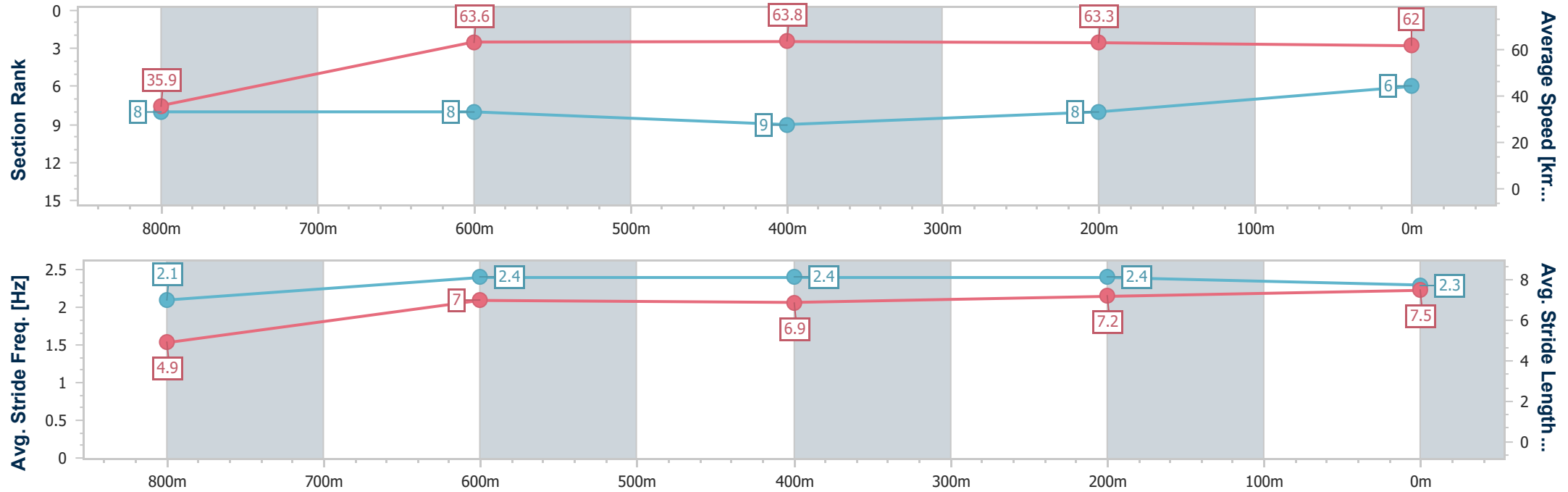
Horse/Jockey Name	It's A Long Road
Final Rank	6
Fastest Section Time (Section)	0:07.02 (Overall)
Top Speed [km/h] (Section)	64.8 (800m)
Race State	Finished



ToowoombaProfessional
Race 6: TOP OF THE RANGE BUILDERS Maiden Handicap - 870m
12 July 2025 - 20:30
Track Rating: Good 4, Weather: Fine, Rail Position: +1.5m Entire



Section	Overall	800m	600m	400m	200m										
Section Times	0:52.63 [6] (0:07.02)	0:45.61 [8] (0:11.28)	0:34.33 [8] (0:11.26)	0:23.07 [9] (0:11.43)	0:11.64 [8] (0:11.64)										
Average Speed [km/h]	35.9	63.6	63.8	63.3	62.0										
Top Speed [km/h]	59.6	64.8	64.7	64.0	62.4										
Avg. Dist. to Rail [m]	4.5	2.1	1.1	2.8	5.3										
Avg. Stride Freq. [Hz]	2.1	2.4	2.4	2.4	2.3										
Avg. Stride Length [m]	4.9	7.0	6.9	7.2	7.5										





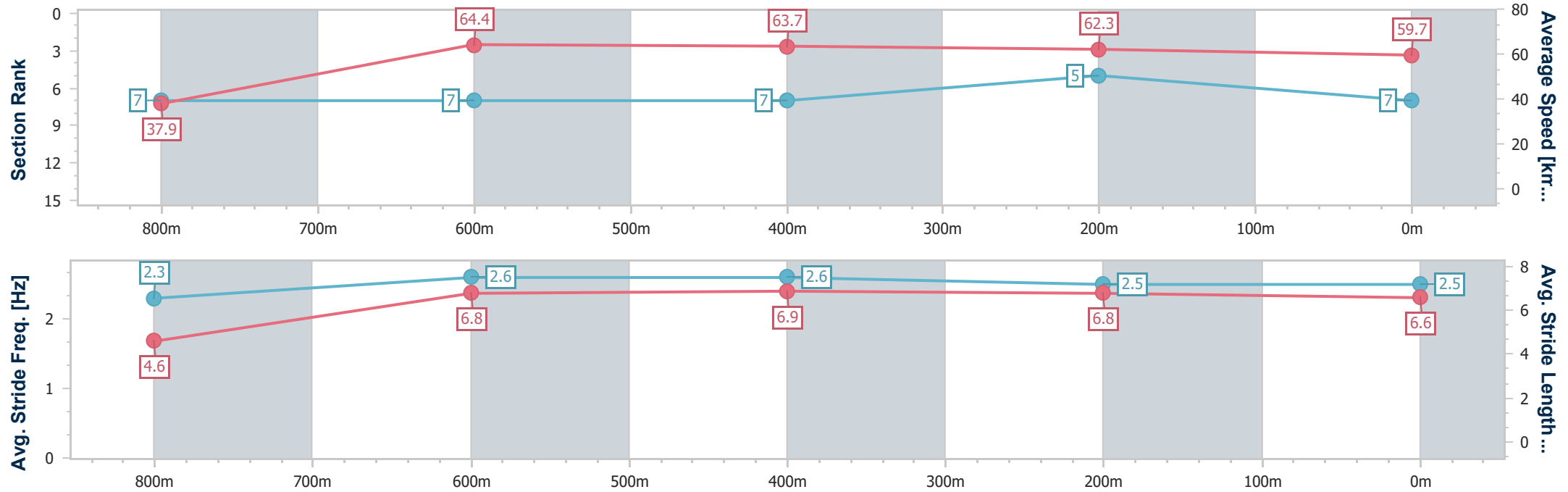
Horse/Jockey Name	Athol Mac
Final Rank	7
Fastest Section Time (Section)	0:06.70 (Overall)
Top Speed [km/h] (Section)	65.8 (600m)
Race State	Finished



ToowoombaProfessional
Race 6: TOP OF THE RANGE BUILDERS Maiden Handicap - 870m
12 July 2025 - 20:30
Track Rating: Good 4, Weather: Fine, Rail Position: +1.5m Entire



Section	Overall	800m	600m	400m	200m															
Section Times	0:52.65 [7] (0:06.70)	0:45.95 [7] (0:11.15)	0:34.80 [7] (0:11.20)	0:23.60 [7] (0:11.53)	0:12.07 [5] (0:12.07)															
Average Speed [km/h]	37.9	64.4	63.7	62.3	59.7															
Top Speed [km/h]	63.0	65.4	65.8	63.8	61.8															
Avg. Dist. to Rail [m]	2.7	0.9	1.8	0.9	0.6															
Avg. Stride Freq. [Hz]	2.3	2.6	2.6	2.5	2.5															
Avg. Stride Length [m]	4.6	6.8	6.9	6.8	6.6															





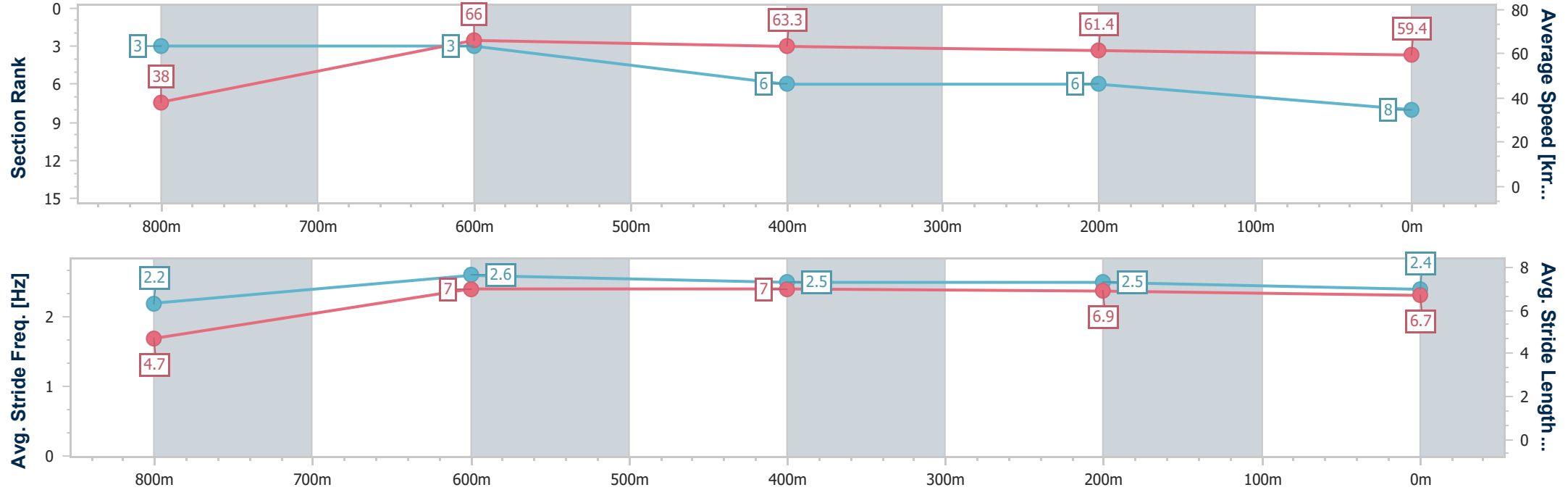
Horse/Jockey Name	Lettie's Lot
Final Rank	8
Fastest Section Time (Section)	0:06.61 (Overall)
Top Speed [km/h] (Section)	67.3 (800m)
Race State	Finished



ToowoombaProfessional
Race 6: TOP OF THE RANGE BUILDERS Maiden Handicap - 870m
12 July 2025 - 20:30
Track Rating: Good 4, Weather: Fine, Rail Position: +1.5m Entire



Section	Overall	800m	600m	400m	200m										
Section Times	0:52.94 [8] (0:06.61)	0:46.33 [3] (0:10.91)	0:35.42 [3] (0:11.53)	0:23.89 [6] (0:11.77)	0:12.12 [6] (0:12.12)										
Average Speed [km/h]	38.0	66.0	63.3	61.4	59.4										
Top Speed [km/h]	61.6	67.3	66.4	62.6	61.3										
Avg. Dist. to Rail [m]	1.2	0.8	2.3	1.6	2.5										
Avg. Stride Freq. [Hz]	2.2	2.6	2.5	2.5	2.4										
Avg. Stride Length [m]	4.7	7.0	7.0	6.9	6.7										





Horse/Jockey Name	Abby Girl
Final Rank	9
Fastest Section Time (Section)	0:06.66 (Overall)
Top Speed [km/h] (Section)	67.9 (800m)
Race State	Finished



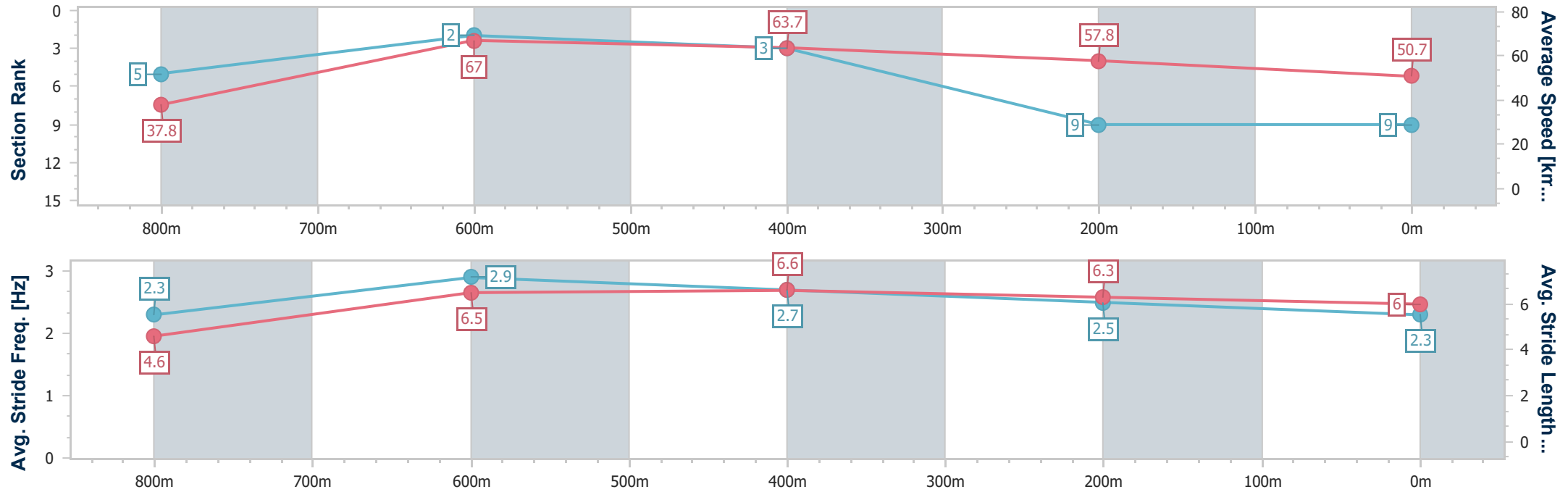
ToowoombaProfessional
Race 6: TOP OF THE RANGE BUILDERS Maiden Handicap -
870m



12 July 2025 - 20:30

Track Rating: Good 4, Weather: Fine, Rail Position: +1.5m Entire

Section	Overall	800m	600m	400m	200m										
Section Times	0:55.26 [9] (0:06.66)	0:48.60 [5] (0:10.75)	0:37.85 [2] (0:11.28)	0:26.57 [3] (0:12.44)	0:14.13 [9] (0:14.13)										
Average Speed [km/h]	37.8	67.0	63.7	57.8	50.7										
Top Speed [km/h]	63.2	67.9	66.9	60.6	53.7										
Avg. Dist. to Rail [m]	2.7	1.1	0.4	0.4	0.6										
Avg. Stride Freq. [Hz]	2.3	2.9	2.7	2.5	2.3										
Avg. Stride Length [m]	4.6	6.5	6.6	6.3	6.0										





Toowoomba Professional
Race 7: WAGNER CIVIL Maiden Handicap - 1625m
12 July 2025 - 21:00



Track Rating: Good 4, Weather: Fine, Rail Position: +1.5m Entire

Section					Overall	1400m	1200m	1000m	800m	600m	400m	Last 600m		
Field Times					1:41.64 (0:14.93)	1:26.71 (0:10.87)	1:15.84 (0:12.02)	1:03.82 (0:12.87)	0:50.95 (0:13.16)	0:37.79 (0:12.73)	0:25.06 (0:12.40)	0:37.79		
Rank	TAB	Horse/Jockey	Barrier	Top Speed [km/h]	Fastest Section									Distance Travelled [m]
1	5	HIDEYO	2	68.7	0:10.88	1:41.64 [1]	1:26.13 [7]	1:15.25 [4]	1:03.35 [5]	0:50.37 [5]	0:37.54 [3]	0:25.06 [1]	0:37.54	
		Corey Bayliss		1400m	1400m	(0:15.51)	(0:10.88)	(0:11.90)	(0:12.98)	(0:12.83)	(0:12.48)	(0:12.40)		
2	2	SOMETHIN IN ORANGE	8	67.9	0:11.18	1:42.25 [2]	1:27.04 [4]	1:15.86 [5]	1:03.98 [4]	0:51.09 [4]	0:38.15 [4]	0:25.57 [2]	0:38.15	+6
		Nathan Fazackerley		1400m	1400m	(0:15.21)	(0:11.18)	(0:11.88)	(0:12.89)	(0:12.94)	(0:12.58)	(0:12.93)		
3	7	LIFE OF TREE	5	67.5	0:11.13	1:42.58 [3]	1:27.50 [3]	1:16.37 [3]	1:04.49 [3]	0:51.49 [3]	0:38.35 [6]	0:25.46 [4]	0:38.35	+5
		Hannah Richardson		Overall	1400m	(0:15.08)	(0:11.13)	(0:11.88)	(0:13.00)	(0:13.14)	(0:12.89)	(0:12.72)		
4	1	BUSH WOOKIE	9	67.7	0:11.22	1:42.92 [4]	1:27.12 [10]	1:15.90 [10]	1:04.05 [10]	0:50.93 [10]	0:38.25 [10]	0:25.48 [7]	0:38.25	+1
		Jake Molloy		1400m	1400m	(0:15.80)	(0:11.22)	(0:11.85)	(0:13.12)	(0:12.68)	(0:12.77)	(0:12.79)		
5	8	NEO VICI	7	70.6	0:11.04	1:43.27 [5]	1:28.34 [1]	1:17.30 [2]	1:05.28 [2]	0:52.43 [2]	0:39.42 [1]	0:26.49 [3]	0:39.42	-7
		Nozi Tomizawa		Overall	1400m	(0:14.93)	(0:11.04)	(0:12.02)	(0:12.85)	(0:13.01)	(0:12.93)	(0:13.19)		
6	9	ROCK A BYE IVY	6	69.7	0:11.20	1:43.34 [6]	1:27.94 [6]	1:16.74 [7]	1:04.86 [7]	0:51.94 [6]	0:39.16 [5]	0:26.20 [5]	0:39.16	+9
		Kelsey Lenton		Overall	1400m	(0:15.40)	(0:11.20)	(0:11.88)	(0:12.92)	(0:12.78)	(0:12.96)	(0:13.04)		
7	3	ARGENT EMPYREAN	4	68.4	0:11.23	1:44.75 [7]	1:29.53 [5]	1:18.30 [6]	1:06.37 [6]	0:53.35 [6]	0:40.11 [8]	0:26.94 [10]	0:40.11	-2
		Kenji Yoshida		Overall	1400m	(0:15.22)	(0:11.23)	(0:11.93)	(0:13.02)	(0:13.24)	(0:13.17)	(0:13.23)		
8	4	LEICA HARLEY	1	68.5	0:11.05	1:45.00 [8]	1:29.27 [9]	1:18.22 [9]	1:06.41 [8]	0:53.34 [8]	0:40.50 [7]	0:27.54 [8]	0:40.50	+0
		Karl Zechner		Overall	1400m	(0:15.73)	(0:11.05)	(0:11.81)	(0:13.07)	(0:12.84)	(0:12.96)	(0:13.42)		
9	6	SOCIAL REVOLUTION	10	71.2	0:10.84	1:47.21 [9]	1:32.25 [2]	1:21.41 [1]	1:09.39 [1]	0:56.52 [1]	0:43.32 [2]	0:29.89 [6]	0:43.32	+1
		Olivia Webb		Overall	1400m	(0:14.96)	(0:10.84)	(0:12.02)	(0:12.87)	(0:13.20)	(0:13.43)	(0:14.20)		
10	10	SOMAX	3	68.1	0:11.21	1:48.23 [10]	1:32.67 [8]	1:21.46 [8]	1:09.51 [9]	0:56.37 [9]	0:43.59 [9]	0:30.65 [9]	0:43.59	+7
		Jackson Murphy		Overall	1400m	(0:15.56)	(0:11.21)	(0:11.95)	(0:13.14)	(0:12.78)	(0:12.94)	(0:13.74)		

Scratched: Sally's Kato (#11), Preachabull (#12)



Toowoomba Professional
Race 7: WAGNER CIVIL Maiden Handicap - 1625m
12 July 2025 - 21:00



Track Rating: Good 4, Weather: Fine, Rail Position: +1.5m Entire

Section Field Times		200m 0:12.66 (0:12.66)					Last 600m 0:37.79		
Rank	TAB	Horse/Jockey	Barrier	Top Speed [km/h]	Fastest Section	Margin		Distance Travelled [m]	
1	5	HIDEYO	2	68.7	0:10.88	0:12.66 [1]	1:41.64	0:37.54	
		Corey Bayliss		1400m	1400m	(0:12.66)			
2	2	SOMETHIN IN ORANGE	8	67.9	0:11.18	0:12.64 [2]	3.5L	0:38.15	+6
		Nathan Fazackerley		1400m	1400m	(0:12.64)			
3	7	LIFE OF TREE	5	67.5	0:11.13	0:12.74 [3]	5.3L	0:38.35	+5
		Hannah Richardson		Overall	1400m	(0:12.74)			
4	1	BUSH WOOKIE	9	67.7	0:11.22	0:12.69 [6]	7.1L	0:38.25	+1
		Jake Molloy		1400m	1400m	(0:12.69)			
5	8	NEO VICI	7	70.6	0:11.04	0:13.30 [4]	9.1L	0:39.42	-7
		Nozi Tomizawa		Overall	1400m	(0:13.30)			
6	9	ROCK A BYE IVY	6	69.7	0:11.20	0:13.16 [5]	9.5L	0:39.16	+9
		Kelsey Lenton		Overall	1400m	(0:13.16)			
7	3	ARGENT EMPYREAN	4	68.4	0:11.23	0:13.71 [8]	17.8L	0:40.11	-2
		Kenji Yoshida		Overall	1400m	(0:13.71)			
8	4	LEICA HARLEY	1	68.5	0:11.05	0:14.12 [7]	19.1L	0:40.50	+0
		Karl Zechner		Overall	1400m	(0:14.12)			
9	6	SOCIAL REVOLUTION	10	71.2	0:10.84	0:15.69 [10]	32.1L	0:43.32	+1
		Olivia Webb		Overall	1400m	(0:15.69)			
10	10	SOMAX	3	68.1	0:11.21	0:16.91 [9]	37.9L	0:43.59	+7
		Jackson Murphy		Overall	1400m	(0:16.91)			

Scratched: Sally's Kato (#11), Preachabull (#12)

Report Created: Sat 12 July 2025 21:12 GMT+10

(Note: Timing is based on position data)

Page 2/12

[] Ranking at each section and finish
-:-:- No data available at this section
NA No data available

SCN Saddle cloth number
DNF Did not finish
DNT Did not track

data processed by  TRIPLESDATA



Horse/Jockey Name	Hideyo
Final Rank	1
Fastest Section Time (Section)	0:10.88 (1400m)
Top Speed [km/h] (Section)	68.7 (1400m)
Race State	Finished



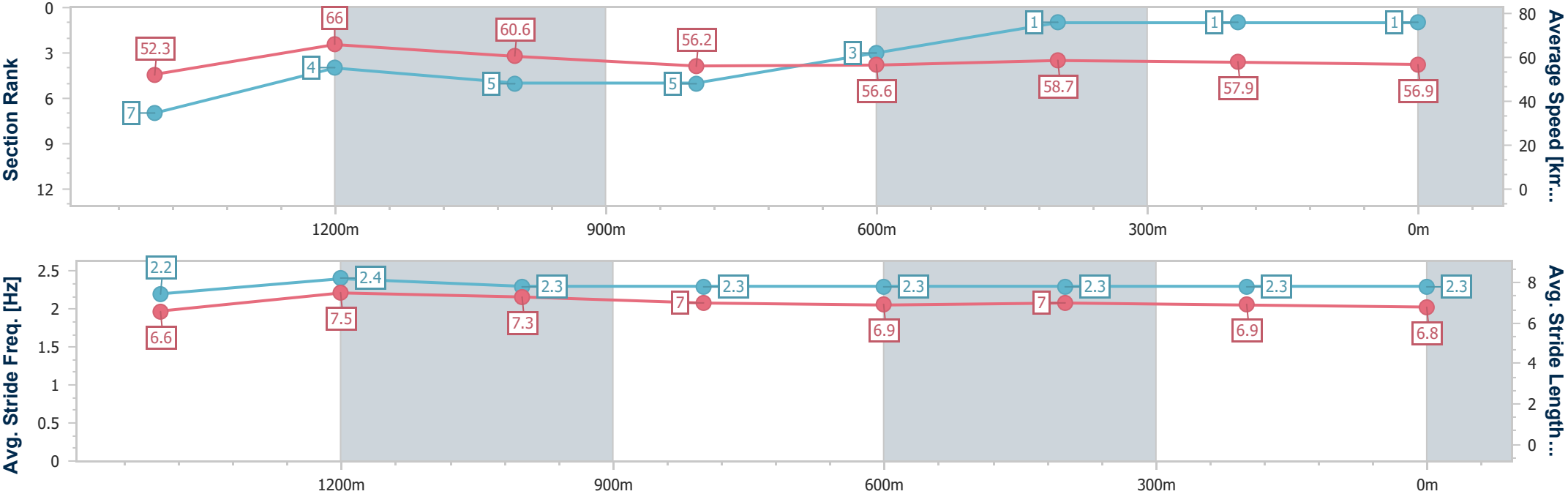
ToowoombaProfessional
Race 7: WAGNER CIVIL Maiden Handicap - 1625m



12 July 2025 - 21:00

Track Rating: Good 4, Weather: Fine, Rail Position: +1.5m Entire

Section	Overall	1400m	1200m	1000m	800m	600m	400m	200m					
Section Times	1:41.64 [1] (0:15.51)	1:26.13 [7] (0:10.88)	1:15.25 [4] (0:11.90)	1:03.35 [5] (0:12.98)	0:50.37 [5] (0:12.83)	0:37.54 [3] (0:12.48)	0:25.06 [1] (0:12.40)	0:12.66 [1] (0:12.66)					
Average Speed [km/h]	52.3	66.0	60.6	56.2	56.6	58.7	57.9	56.9					
Top Speed [km/h]	68.0	68.7	63.7	57.9	57.8	59.7	59.8	57.4					
Avg. Dist. to Rail [m]	2.6	1.2	2.6	3.2	3.5	2.8	0.4	0.9					
Avg. Stride Freq. [Hz]	2.2	2.4	2.3	2.3	2.3	2.3	2.3	2.3					
Avg. Stride Length [m]	6.6	7.5	7.3	7.0	6.9	7.0	6.9	6.8					



- [] Ranking at each section and finish
- .-.- No data available at this section
- NA No data available



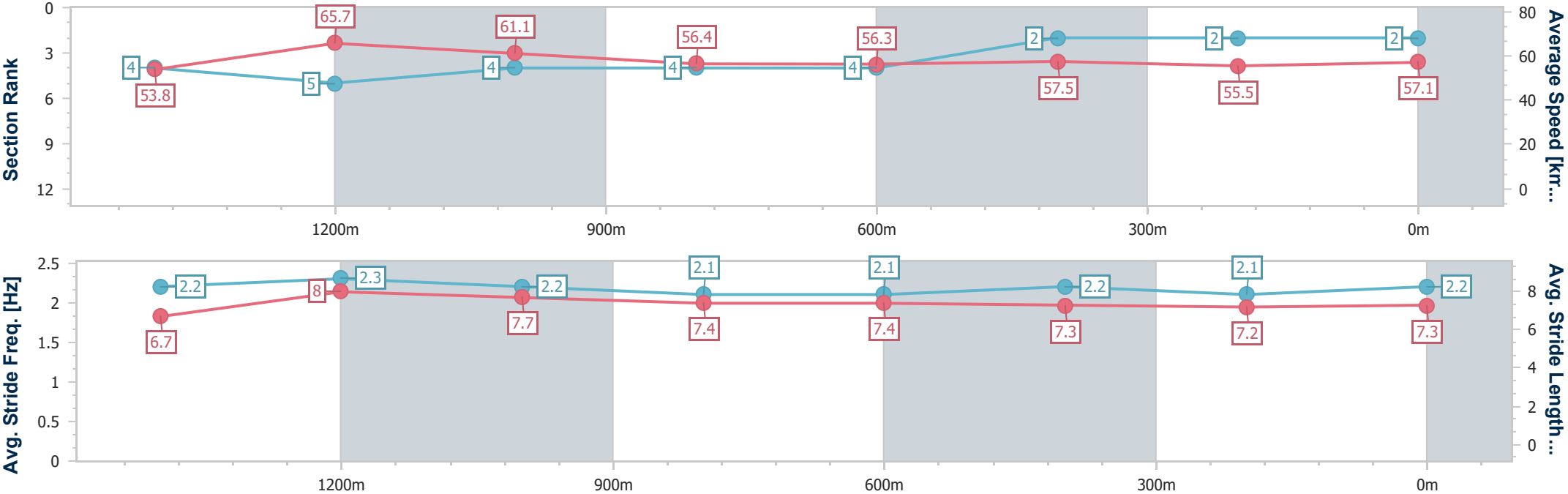
Horse/Jockey Name	Somethin In Orange
Final Rank	2
Fastest Section Time (Section)	0:11.18 (1400m)
Top Speed [km/h] (Section)	67.9 (1400m)
Race State	Finished



ToowoombaProfessional
Race 7: WAGNER CIVIL Maiden Handicap - 1625m
12 July 2025 - 21:00
Track Rating: Good 4, Weather: Fine, Rail Position: +1.5m Entire



Section	Overall	1400m	1200m	1000m	800m	600m	400m	200m					
Section Times	1:42.25 [2] (0:15.21)	1:27.04 [4] (0:11.18)	1:15.86 [5] (0:11.88)	1:03.98 [4] (0:12.89)	0:51.09 [4] (0:12.94)	0:38.15 [4] (0:12.58)	0:25.57 [2] (0:12.93)	0:12.64 [2] (0:12.64)					
Average Speed [km/h]	53.8	65.7	61.1	56.4	56.3	57.5	55.5	57.1					
Top Speed [km/h]	67.9	67.9	64.5	57.8	57.6	58.3	57.4	58.0					
Avg. Dist. to Rail [m]	7.0	4.0	4.2	3.5	2.6	1.4	0.5	1.4					
Avg. Stride Freq. [Hz]	2.2	2.3	2.2	2.1	2.1	2.2	2.1	2.2					
Avg. Stride Length [m]	6.7	8.0	7.7	7.4	7.4	7.3	7.2	7.3					





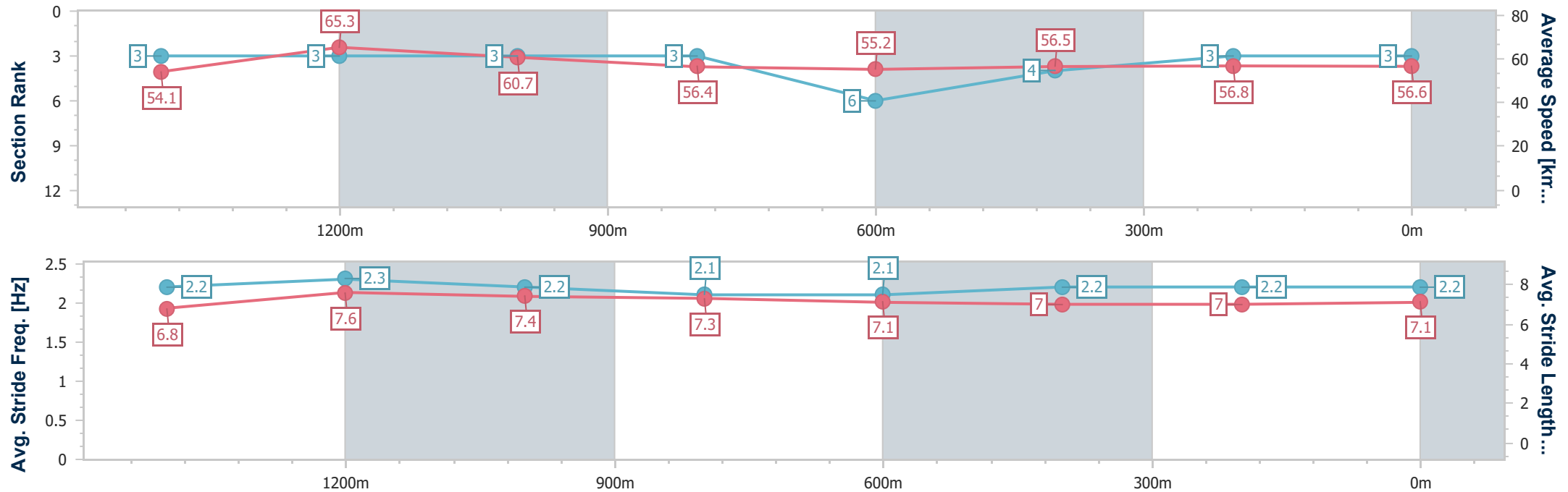
Horse/Jockey Name	Life Of Tree
Final Rank	3
Fastest Section Time (Section)	0:11.13 (1400m)
Top Speed [km/h] (Section)	67.5 (Overall)
Race State	Finished



ToowoombaProfessional
Race 7: WAGNER CIVIL Maiden Handicap - 1625m
12 July 2025 - 21:00
Track Rating: Good 4, Weather: Fine, Rail Position: +1.5m Entire



Section	Overall	1400m	1200m	1000m	800m	600m	400m	200m					
Section Times	1:42.58 [3] (0:15.08)	1:27.50 [3] (0:11.13)	1:16.37 [3] (0:11.88)	1:04.49 [3] (0:13.00)	0:51.49 [3] (0:13.14)	0:38.35 [6] (0:12.89)	0:25.46 [4] (0:12.72)	0:12.74 [3] (0:12.74)					
Average Speed [km/h]	54.1	65.3	60.7	56.4	55.2	56.5	56.8	56.6					
Top Speed [km/h]	67.5	66.7	63.7	57.4	56.5	57.1	57.4	57.1					
Avg. Dist. to Rail [m]	4.5	1.9	4.5	4.7	2.5	2.0	1.7	4.1					
Avg. Stride Freq. [Hz]	2.2	2.3	2.2	2.1	2.1	2.2	2.2	2.2					
Avg. Stride Length [m]	6.8	7.6	7.4	7.3	7.1	7.0	7.0	7.1					



[] Ranking at each section and finish
-.-.- No data available at this section
NA No data available



Horse/Jockey Name	Bush Wookie
Final Rank	4
Fastest Section Time (Section)	0:11.22 (1400m)
Top Speed [km/h] (Section)	67.7 (1400m)
Race State	Finished

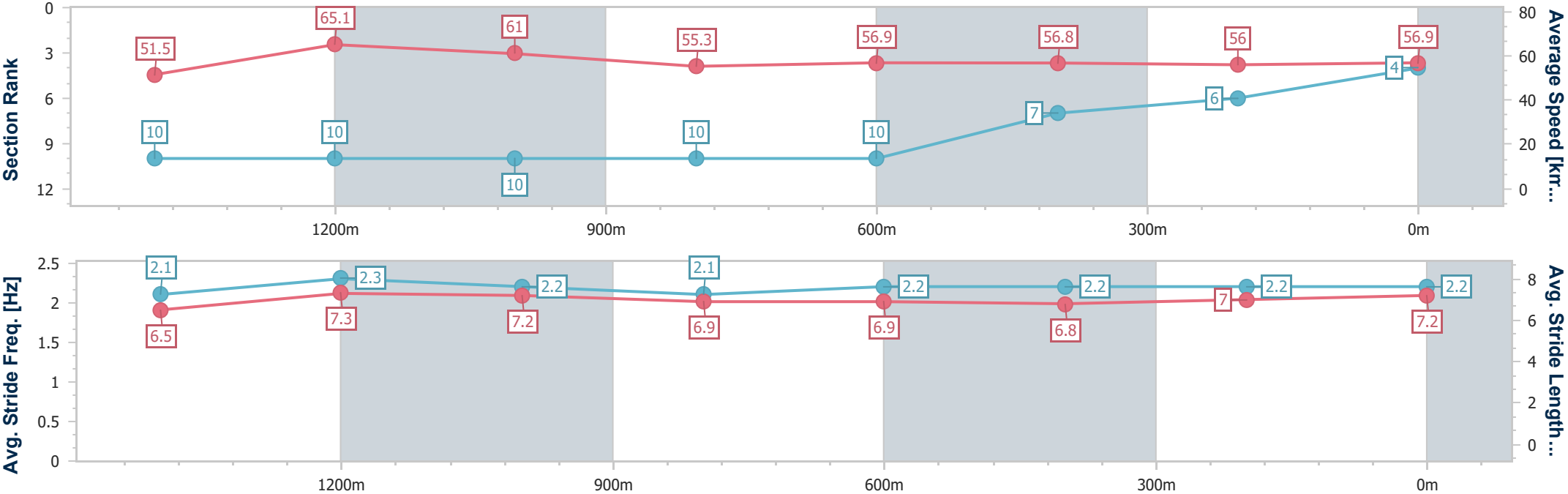


ToowoombaProfessional
Race 7: WAGNER CIVIL Maiden Handicap - 1625m
12 July 2025 - 21:00



Track Rating: Good 4, Weather: Fine, Rail Position: +1.5m Entire

Section	Overall	1400m	1200m	1000m	800m	600m	400m	200m					
Section Times	1:42.92 [4] (0:15.80)	1:27.12 [10] (0:11.22)	1:15.90 [10] (0:11.85)	1:04.05 [10] (0:13.12)	0:50.93 [10] (0:12.68)	0:38.25 [10] (0:12.77)	0:25.48 [7] (0:12.79)	0:12.69 [6] (0:12.69)					
Average Speed [km/h]	51.5	65.1	61.0	55.3	56.9	56.8	56.0	56.9					
Top Speed [km/h]	67.6	67.7	63.1	58.4	58.5	57.9	57.3	57.4					
Avg. Dist. to Rail [m]	6.6	2.9	2.1	1.7	1.5	1.0	0.5	1.6					
Avg. Stride Freq. [Hz]	2.1	2.3	2.2	2.1	2.2	2.2	2.2	2.2					
Avg. Stride Length [m]	6.5	7.3	7.2	6.9	6.9	6.8	7.0	7.2					





Horse/Jockey Name	Neo Vici
Final Rank	5
Fastest Section Time (Section)	0:11.04 (1400m)
Top Speed [km/h] (Section)	70.6 (Overall)
Race State	Finished



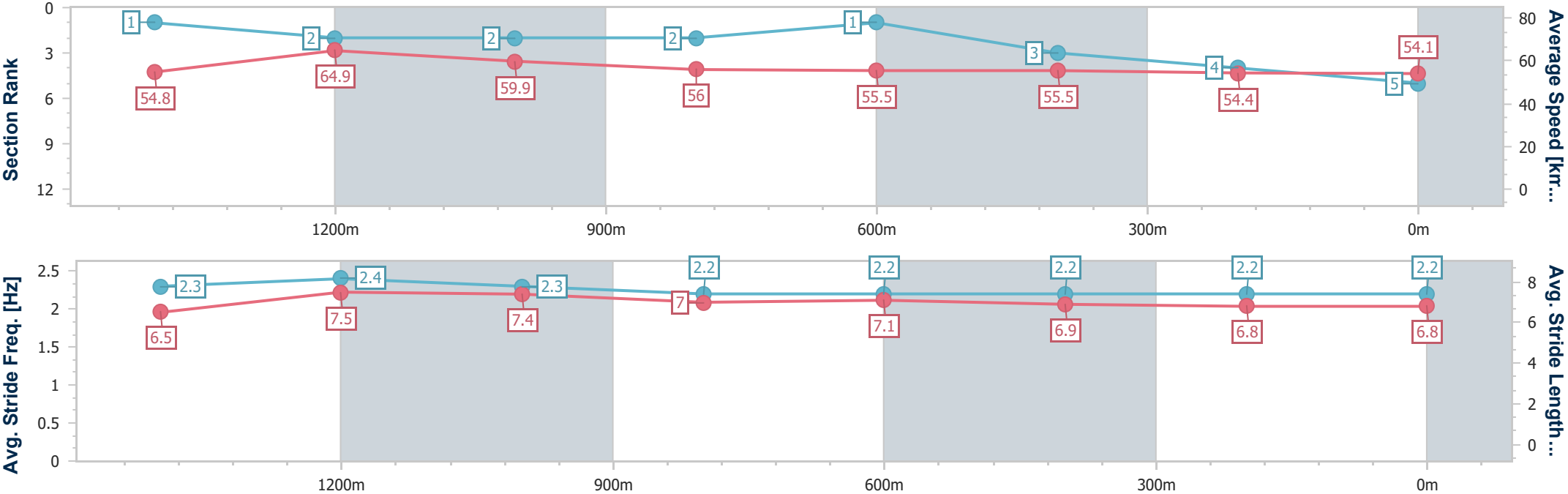
ToowoombaProfessional
Race 7: WAGNER CIVIL Maiden Handicap - 1625m



12 July 2025 - 21:00

Track Rating: Good 4, Weather: Fine, Rail Position: +1.5m Entire

Section	Overall	1400m	1200m	1000m	800m	600m	400m	200m					
Section Times	1:43.27 [5] (0:14.93)	1:28.34 [1] (0:11.04)	1:17.30 [2] (0:12.02)	1:05.28 [2] (0:12.85)	0:52.43 [2] (0:13.01)	0:39.42 [1] (0:12.93)	0:26.49 [3] (0:13.19)	0:13.30 [4] (0:13.30)					
Average Speed [km/h]	54.8	64.9	59.9	56.0	55.5	55.5	54.4	54.1					
Top Speed [km/h]	70.6	67.5	61.9	58.0	56.7	56.7	55.3	54.5					
Avg. Dist. to Rail [m]	6.0	1.0	1.0	0.5	0.3	0.6	1.2	1.2					
Avg. Stride Freq. [Hz]	2.3	2.4	2.3	2.2	2.2	2.2	2.2	2.2					
Avg. Stride Length [m]	6.5	7.5	7.4	7.0	7.1	6.9	6.8	6.8					





Horse/Jockey Name	Rock A Bye Ivy
Final Rank	6
Fastest Section Time (Section)	0:11.20 (1400m)
Top Speed [km/h] (Section)	69.7 (Overall)
Race State	Finished



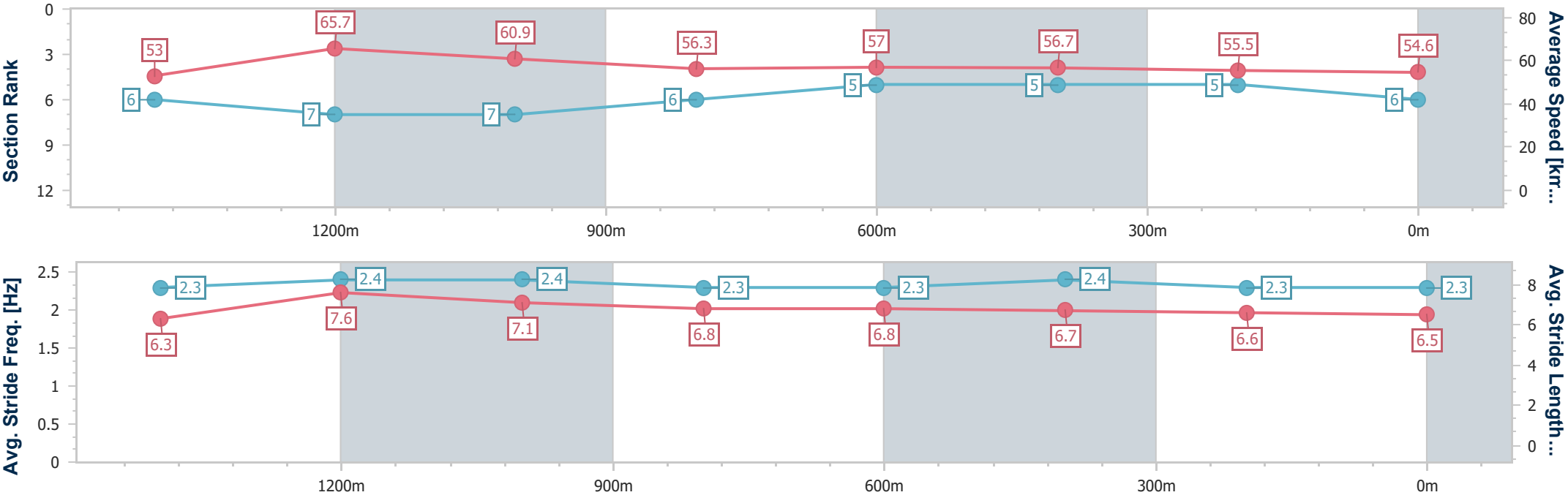
ToowoombaProfessional
Race 7: WAGNER CIVIL Maiden Handicap - 1625m



12 July 2025 - 21:00

Track Rating: Good 4, Weather: Fine, Rail Position: +1.5m Entire

Section	Overall	1400m	1200m	1000m	800m	600m	400m	200m					
Section Times	1:43.34 [6] (0:15.40)	1:27.94 [6] (0:11.20)	1:16.74 [7] (0:11.88)	1:04.86 [7] (0:12.92)	0:51.94 [6] (0:12.78)	0:39.16 [5] (0:12.96)	0:26.20 [5] (0:13.04)	0:13.16 [5] (0:13.16)					
Average Speed [km/h]	53.0	65.7	60.9	56.3	57.0	56.7	55.5	54.6					
Top Speed [km/h]	69.7	69.5	63.4	57.9	58.1	58.1	56.7	56.3					
Avg. Dist. to Rail [m]	6.1	3.7	4.4	3.4	3.9	3.7	1.5	1.5					
Avg. Stride Freq. [Hz]	2.3	2.4	2.4	2.3	2.3	2.4	2.3	2.3					
Avg. Stride Length [m]	6.3	7.6	7.1	6.8	6.8	6.7	6.6	6.5					





Horse/Jockey Name	Argent Empyrean
Final Rank	7
Fastest Section Time (Section)	0:11.23 (1400m)
Top Speed [km/h] (Section)	68.4 (Overall)
Race State	Finished



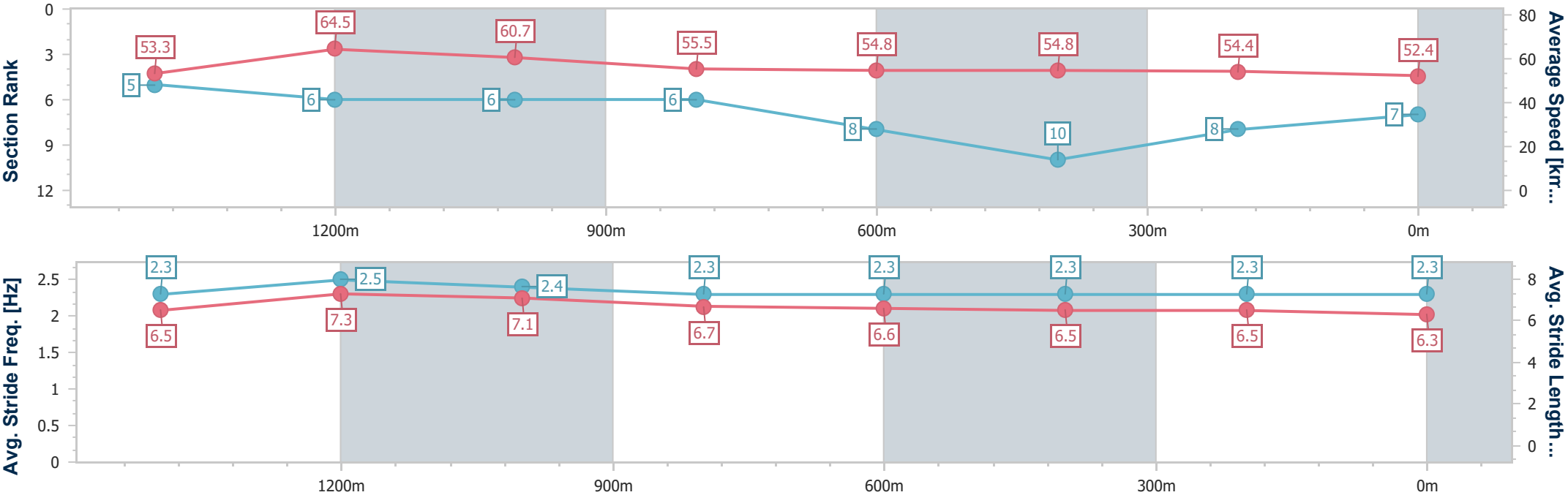
ToowoombaProfessional
Race 7: WAGNER CIVIL Maiden Handicap - 1625m



12 July 2025 - 21:00

Track Rating: Good 4, Weather: Fine, Rail Position: +1.5m Entire

Section	Overall	1400m	1200m	1000m	800m	600m	400m	200m					
Section Times	1:44.75 [7] (0:15.22)	1:29.53 [5] (0:11.23)	1:18.30 [6] (0:11.93)	1:06.37 [6] (0:13.02)	0:53.35 [6] (0:13.24)	0:40.11 [8] (0:13.17)	0:26.94 [10] (0:13.23)	0:13.71 [8] (0:13.71)					
Average Speed [km/h]	53.3	64.5	60.7	55.5	54.8	54.8	54.4	52.4					
Top Speed [km/h]	68.4	67.5	63.0	57.5	55.7	56.3	55.6	53.1					
Avg. Dist. to Rail [m]	3.0	1.4	1.9	1.5	1.7	1.3	0.3	0.2					
Avg. Stride Freq. [Hz]	2.3	2.5	2.4	2.3	2.3	2.3	2.3	2.3					
Avg. Stride Length [m]	6.5	7.3	7.1	6.7	6.6	6.5	6.5	6.3					





Horse/Jockey Name	Leica Harley
Final Rank	8
Fastest Section Time (Section)	0:11.05 (1400m)
Top Speed [km/h] (Section)	68.5 (Overall)
Race State	Finished

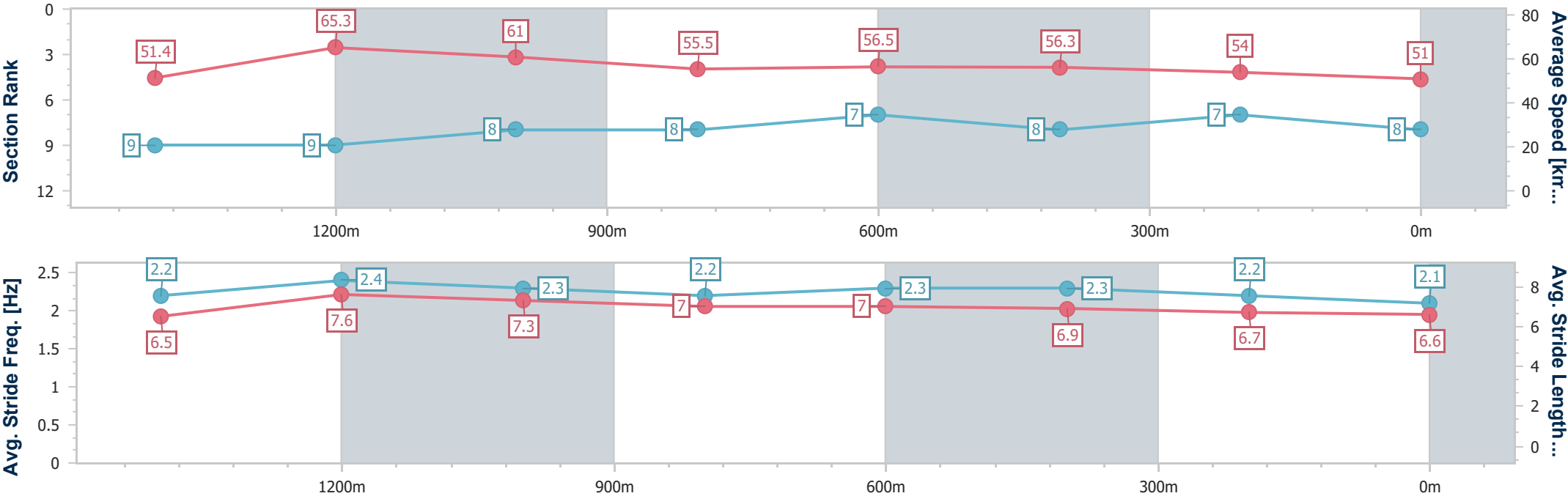


ToowoombaProfessional
Race 7: WAGNER CIVIL Maiden Handicap - 1625m
12 July 2025 - 21:00



Track Rating: Good 4, Weather: Fine, Rail Position: +1.5m Entire

Section	Overall	1400m	1200m	1000m	800m	600m	400m	200m					
Section Times	1:45.00 [8] (0:15.73)	1:29.27 [9] (0:11.05)	1:18.22 [9] (0:11.81)	1:06.41 [8] (0:13.07)	0:53.34 [8] (0:12.84)	0:40.50 [7] (0:12.96)	0:27.54 [8] (0:13.42)	0:14.12 [7] (0:14.12)					
Average Speed [km/h]	51.4	65.3	61.0	55.5	56.5	56.3	54.0	51.0					
Top Speed [km/h]	68.5	68.1	63.6	57.8	57.8	58.1	56.1	51.6					
Avg. Dist. to Rail [m]	1.5	0.8	2.5	2.4	2.7	2.1	2.5	1.7					
Avg. Stride Freq. [Hz]	2.2	2.4	2.3	2.2	2.3	2.3	2.2	2.1					
Avg. Stride Length [m]	6.5	7.6	7.3	7.0	7.0	6.9	6.7	6.6					





Horse/Jockey Name	Social Revolution
Final Rank	9
Fastest Section Time (Section)	0:10.84 (1400m)
Top Speed [km/h] (Section)	71.2 (Overall)
Race State	Finished

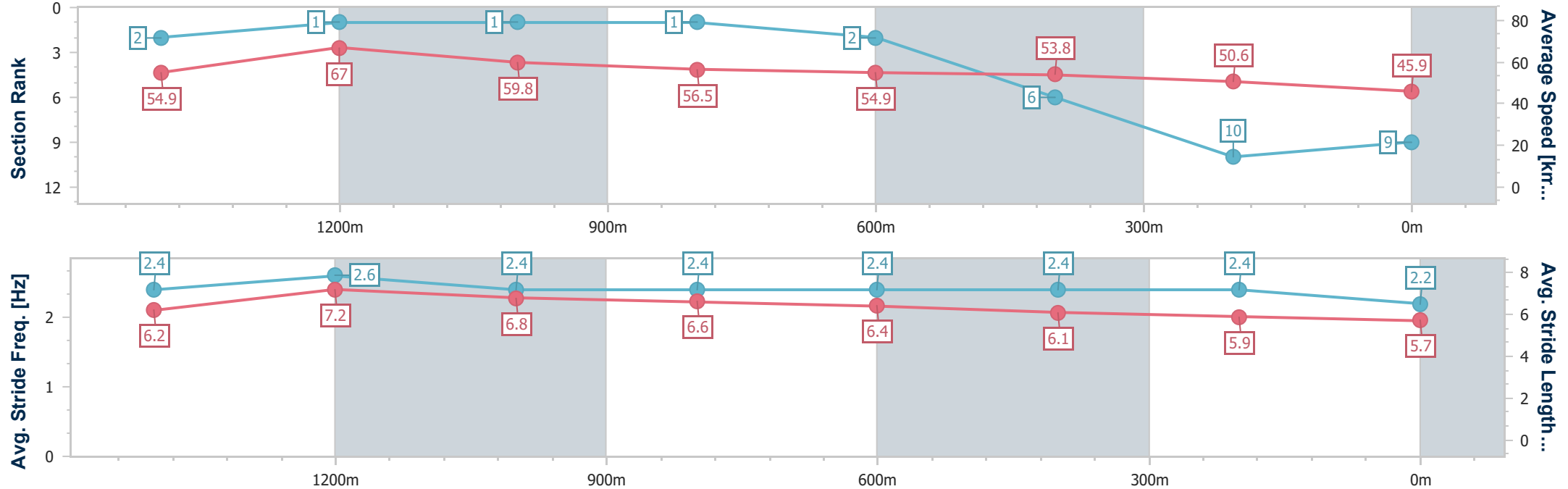


ToowoombaProfessional
Race 7: WAGNER CIVIL Maiden Handicap - 1625m
12 July 2025 - 21:00



Track Rating: Good 4, Weather: Fine, Rail Position: +1.5m Entire

Section	Overall	1400m	1200m	1000m	800m	600m	400m	200m					
Section Times	1:47.21 [9] (0:14.96)	1:32.25 [2] (0:10.84)	1:21.41 [1] (0:12.02)	1:09.39 [1] (0:12.87)	0:56.52 [1] (0:13.20)	0:43.32 [2] (0:13.43)	0:29.89 [6] (0:14.20)	0:15.69 [10] (0:15.69)					
Average Speed [km/h]	54.9	67.0	59.8	56.5	54.9	53.8	50.6	45.9					
Top Speed [km/h]	71.2	69.8	63.6	59.2	56.2	56.2	52.3	49.0					
Avg. Dist. to Rail [m]	9.2	1.1	1.1	2.0	1.7	1.1	0.5	0.6					
Avg. Stride Freq. [Hz]	2.4	2.6	2.4	2.4	2.4	2.4	2.4	2.2					
Avg. Stride Length [m]	6.2	7.2	6.8	6.6	6.4	6.1	5.9	5.7					





Horse/Jockey Name	Somax
Final Rank	10
Fastest Section Time (Section)	0:11.21 (1400m)
Top Speed [km/h] (Section)	68.1 (Overall)
Race State	Finished



ToowoombaProfessional
Race 7: WAGNER CIVIL Maiden Handicap - 1625m
12 July 2025 - 21:00



Track Rating: Good 4, Weather: Fine, Rail Position: +1.5m Entire

Section	Overall	1400m	1200m	1000m	800m	600m	400m	200m					
Section Times	1:48.23 [10] (0:15.56)	1:32.67 [8] (0:11.21)	1:21.46 [8] (0:11.95)	1:09.51 [9] (0:13.14)	0:56.37 [9] (0:12.78)	0:43.59 [9] (0:12.94)	0:30.65 [9] (0:13.74)	0:16.91 [9] (0:16.91)					
Average Speed [km/h]	52.4	65.1	60.4	55.5	57.2	56.4	53.0	42.5					
Top Speed [km/h]	68.1	66.7	62.9	57.7	58.4	58.3	54.6	50.3					
Avg. Dist. to Rail [m]	3.4	2.3	4.1	4.1	3.3	3.0	2.8	4.0					
Avg. Stride Freq. [Hz]	2.1	2.2	2.1	2.0	2.1	2.1	2.1	1.9					
Avg. Stride Length [m]	7.0	8.1	7.9	7.6	7.5	7.5	7.2	6.3					

