



# Sunshine Coast Professional

## Race 1: ACCESS INSULATION SUNSHINE COAST Class 4 Handicap - 1000m

05 December 2025 - 17:49



Track Rating: Good 4, Weather: Fine, Rail Position: 5 metres Entire Course.

Section						Overall	800m	600m	400m	200m			Last 600m	
Field Times						0:57.16 (0:12.89)	0:44.27 (0:10.44)	0:33.83 (0:10.62)	0:23.21 (0:11.08)	0:12.13 (0:12.13)			0:33.83	
Rank	TAB	Horse/Jockey	Barrier	Top Speed [km/h]	Fastest Section								Margin	Distance Travelled [m]
1	7	KING OF THE JUNGLE	4	70.0	0:10.47	0:57.16 [1]	0:44.15 [2]	0:33.68 [2]	0:23.05 [2]	0:12.11 [2]	0:57.16	0:33.68		
		Damien Thornton		800m	800m	(0:13.01)	(0:10.47)	(0:10.63)	(0:10.94)	(0:12.11)				
2	3	SUPER ZAMBONI	1	71.0	0:10.39	0:57.31 [2]	0:44.07 [3]	0:33.68 [3]	0:22.97 [3]	0:12.04 [3]	0.86L	0:33.68	+0	
		Dale Smith		800m	800m	(0:13.24)	(0:10.39)	(0:10.71)	(0:10.93)	(0:12.04)				
3	8	MISSISSIPPI MORN	6	71.8	0:10.44	0:57.32 [3]	0:44.43 [1]	0:33.99 [1]	0:23.37 [1]	0:12.29 [1]	0.94L	0:33.99	-5	
		Gabrielle Semmens		800m	800m	(0:12.89)	(0:10.44)	(0:10.62)	(0:11.08)	(0:12.29)				
4	1	SHAKO	2	69.8	0:10.73	0:57.64 [4]	0:44.32 [5]	0:33.59 [5]	0:22.53 [5]	0:11.77 [5]	2.79L	0:33.59	-1	
		Leah Martyn		800m	800m	(0:13.32)	(0:10.73)	(0:11.06)	(0:10.76)	(0:11.77)				
5	6	I MISS MARGIE	5	70.7	0:10.48	0:57.81 [5]	0:44.22 [6]	0:33.74 [6]	0:22.85 [4]	0:11.98 [4]	3.81L	0:33.74	+4	
		Montana Philpot		800m	800m	(0:13.59)	(0:10.48)	(0:10.89)	(0:10.87)	(0:11.98)				

Did Not Finish: Queen Of A Hand (#4)

Scratched: Take A Bow (#5), Benzou (#2)



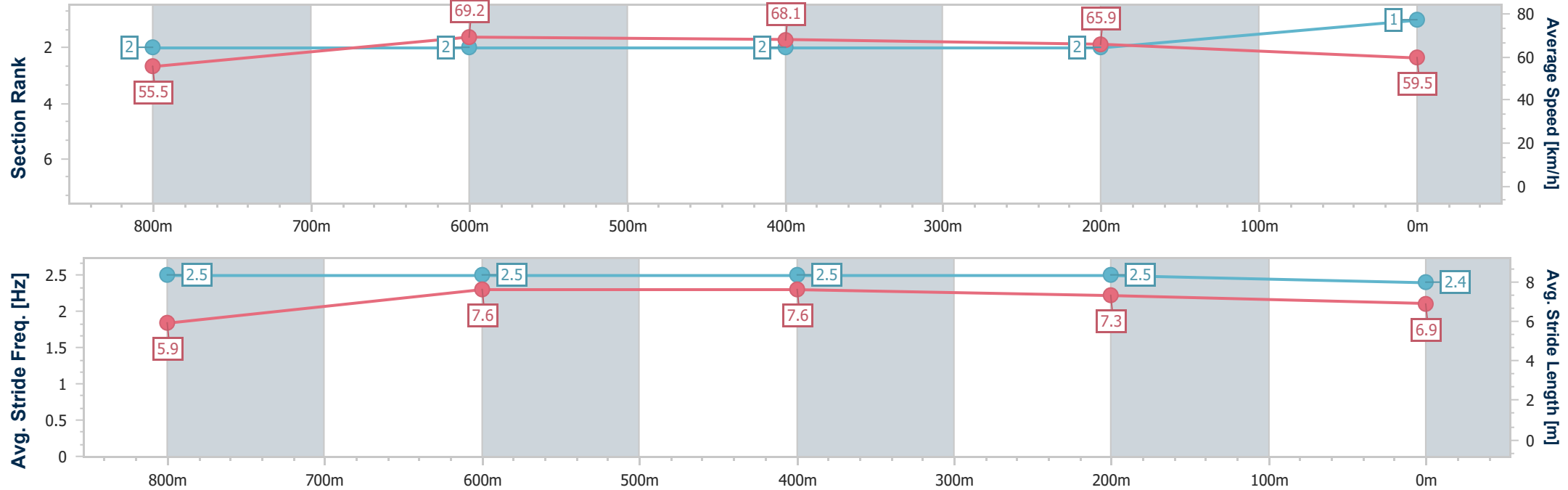
Horse/Jockey Name	King Of The Jungle
Final Rank	1
Fastest Section Time (Section)	0:10.47 (800m)
Top Speed [km/h] (Section)	70.0 (800m)
Race State	Finished



Sunshine CoastProfessional  
Race 1: ACCESS INSULATION SUNSHINE COAST Class 4  
Handicap - 1000m  
05 December 2025 - 17:49  
Track Rating: Good 4, Weather: Fine, Rail Position: 5 metres Entire  
Course.



Section	Overall	800m	600m	400m	200m								
Section Times	0:57.16 [1] (0:13.01)	0:44.15 [2] (0:10.47)	0:33.68 [2] (0:10.63)	0:23.05 [2] (0:10.94)	0:12.11 [2] (0:12.11)								
Average Speed [km/h]	55.5	69.2	68.1	65.9	59.5								
Top Speed [km/h]	68.5	70.0	68.6	67.4	63.2								
Avg. Dist. to Rail [m]	5.9	2.9	0.5	1.0	1.3								
Avg. Stride Freq. [Hz]	2.5	2.5	2.5	2.5	2.4								
Avg. Stride Length [m]	5.9	7.6	7.6	7.3	6.9								



- [ ] Ranking at each section and finish
- .-.- No data available at this section
- NA No data available



Horse/Jockey Name	Super Zamboni
Final Rank	2
Fastest Section Time (Section)	0:10.39 (800m)
Top Speed [km/h] (Section)	71.0 (800m)
Race State	Finished



Sunshine CoastProfessional

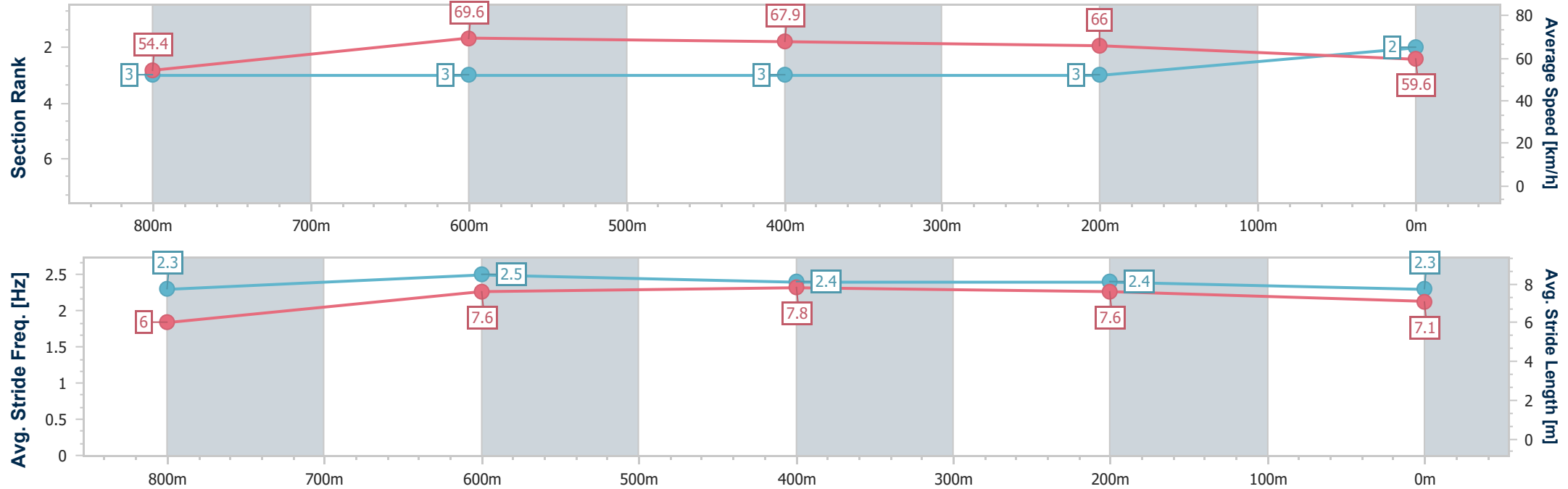
Race 1: ACCESS INSULATION SUNSHINE COAST Class 4  
Handicap - 1000m

05 December 2025 - 17:49

Track Rating: Good 4, Weather: Fine, Rail Position: 5 metres Entire Course.

SCTCSUNSHINE COAST TURF CLUB

Section	Overall	800m	600m	400m	200m								
Section Times	0:57.31 [2] (0:13.24)	0:44.07 [3] (0:10.39)	0:33.68 [3] (0:10.71)	0:22.97 [3] (0:10.93)	0:12.04 [3] (0:12.04)								
Average Speed [km/h]	54.4	69.6	67.9	66.0	59.6								
Top Speed [km/h]	70.6	71.0	68.8	68.1	63.5								
Avg. Dist. to Rail [m]	2.3	1.8	1.3	3.1	3.1								
Avg. Stride Freq. [Hz]	2.3	2.5	2.4	2.4	2.3								
Avg. Stride Length [m]	6.0	7.6	7.8	7.6	7.1								





Horse/Jockey Name	Mississippi Morn
Final Rank	3
Fastest Section Time (Section)	0:10.44 (800m)
Top Speed [km/h] (Section)	71.8 (800m)
Race State	Finished



Sunshine CoastProfessional

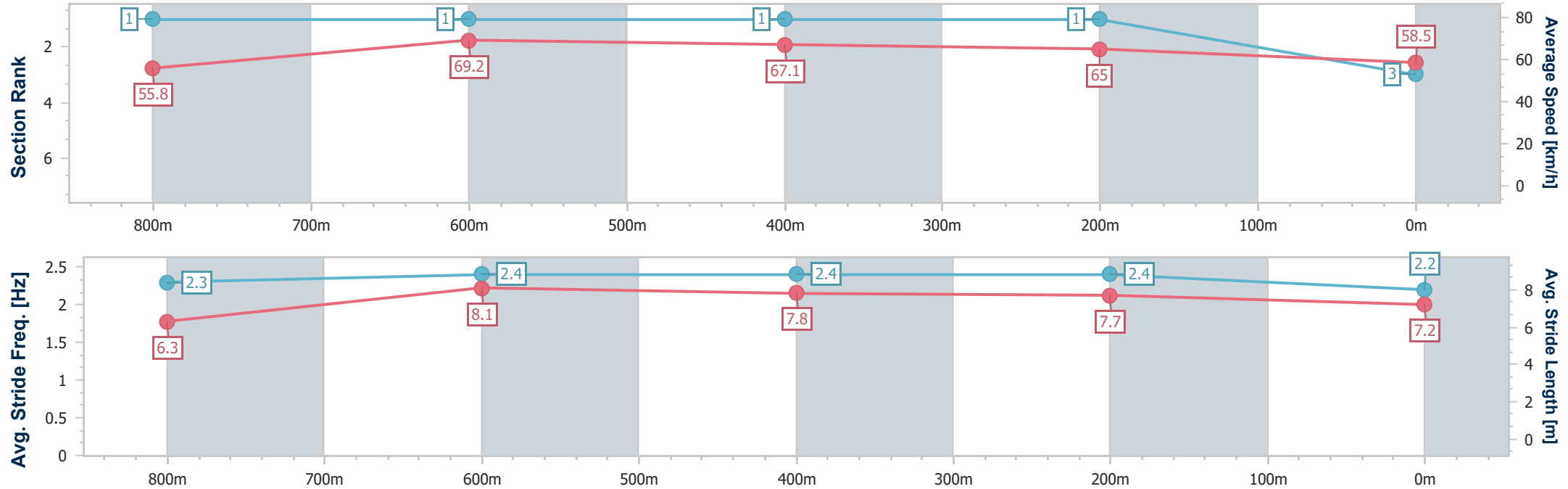
Race 1: ACCESS INSULATION SUNSHINE COAST Class 4  
Handicap - 1000m

05 December 2025 - 17:49

Track Rating: Good 4, Weather: Fine, Rail Position: 5 metres Entire Course.

SCTC SUNSHINE COAST TURF CLUB

Section	Overall	800m	600m	400m	200m										
Section Times	0:57.32 [3] (0:12.89)	0:44.43 [1] (0:10.44)	0:33.99 [1] (0:10.62)	0:23.37 [1] (0:11.08)	0:12.29 [1] (0:12.29)										
Average Speed [km/h]	55.8	69.2	67.1	65.0	58.5										
Top Speed [km/h]	71.6	71.8	68.5	68.3	62.4										
Avg. Dist. to Rail [m]	6.4	1.4	1.6	0.9	0.6										
Avg. Stride Freq. [Hz]	2.3	2.4	2.4	2.4	2.2										
Avg. Stride Length [m]	6.3	8.1	7.8	7.7	7.2										



[ ] Ranking at each section and finish  
-.-.- No data available at this section  
NA No data available



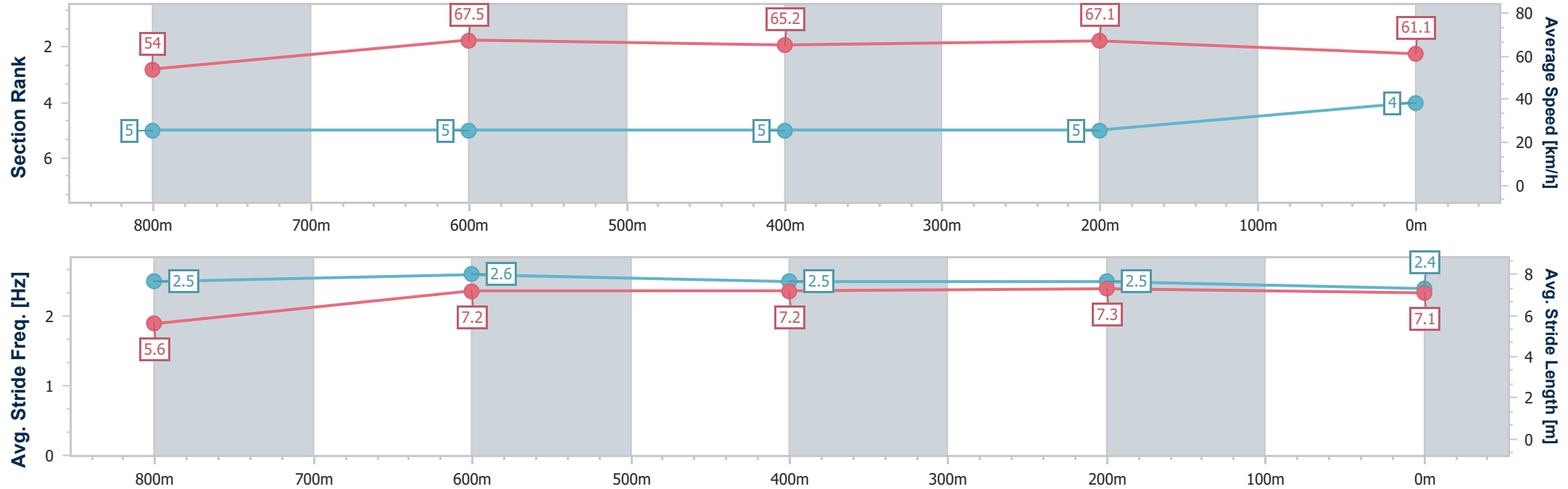
Horse/Jockey Name	Shako
Final Rank	4
Fastest Section Time (Section)	0:10.73 (800m)
Top Speed [km/h] (Section)	69.8 (800m)
Race State	Finished



Sunshine CoastProfessional  
Race 1: ACCESS INSULATION SUNSHINE COAST Class 4  
Handicap - 1000m  
05 December 2025 - 17:49  
Track Rating: Good 4, Weather: Fine, Rail Position: 5 metres Entire Course.



Section	Overall	800m	600m	400m	200m								
Section Times	0:57.64 [4] (0:13.32)	0:44.32 [5] (0:10.73)	0:33.59 [5] (0:11.06)	0:22.53 [5] (0:10.76)	0:11.77 [5] (0:11.77)								
Average Speed [km/h]	54.0	67.5	65.2	67.1	61.1								
Top Speed [km/h]	69.0	69.8	66.8	68.8	64.6								
Avg. Dist. to Rail [m]	4.1	2.2	0.6	2.5	3.6								
Avg. Stride Freq. [Hz]	2.5	2.6	2.5	2.5	2.4								
Avg. Stride Length [m]	5.6	7.2	7.2	7.3	7.1								





Horse/Jockey Name	I Miss Margie
Final Rank	5
Fastest Section Time (Section)	0:10.48 (800m)
Top Speed [km/h] (Section)	70.7 (800m)
Race State	Finished



Sunshine CoastProfessional

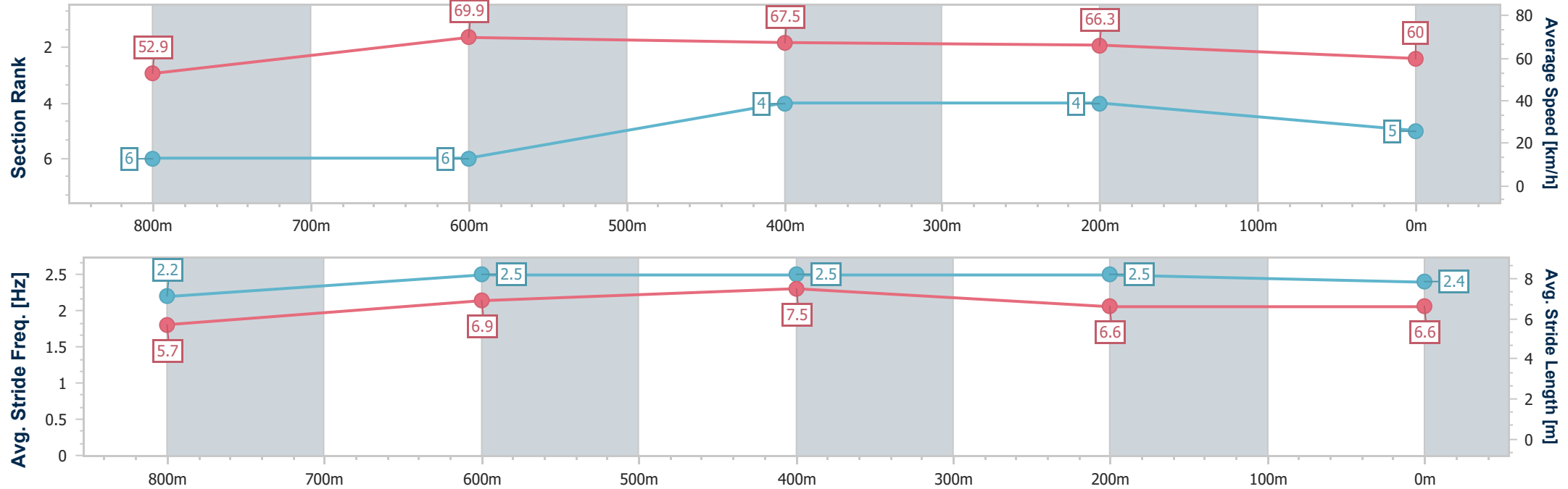
Race 1: ACCESS INSULATION SUNSHINE COAST Class 4  
Handicap - 1000m

05 December 2025 - 17:49

Track Rating: Good 4, Weather: Fine, Rail Position: 5 metres Entire Course.

SCTCSUNSHINE COAST TURF CLUB

Section	Overall	800m	600m	400m	200m									
Section Times	0:57.81 [5] (0:13.59)	0:44.22 [6] (0:10.48)	0:33.74 [6] (0:10.89)	0:22.85 [4] (0:10.87)	0:11.98 [4] (0:11.98)									
Average Speed [km/h]	52.9	69.9	67.5	66.3	60.0									
Top Speed [km/h]	69.3	70.7	68.5	67.4	63.7									
Avg. Dist. to Rail [m]	5.3	3.3	4.1	6.0	6.3									
Avg. Stride Freq. [Hz]	2.2	2.5	2.5	2.5	2.4									
Avg. Stride Length [m]	5.7	6.9	7.5	6.6	6.6									



- [ ] Ranking at each section and finish
- .-.- No data available at this section
- NA No data available



Horse/Jockey Name	Queen Of A Hand
Final Rank	-
Fastest Section Time (Section)	0:10.60 (800m)
Top Speed [km/h] (Section)	70.3 (800m)
Race State	DidNotFinish



Sunshine CoastProfessional

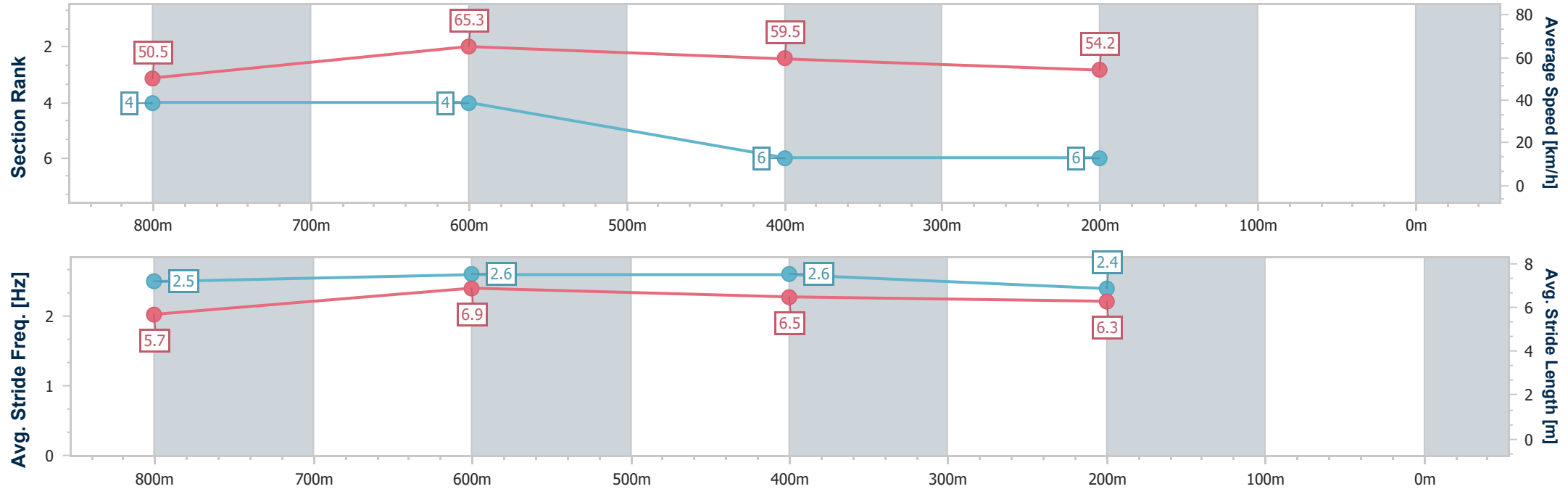
Race 1: ACCESS INSULATION SUNSHINE COAST Class 4  
Handicap - 1000m

05 December 2025 - 17:49

Track Rating: Good 4, Weather: Fine, Rail Position: 5 metres Entire Course.

SCTCSUNSHINE COAST TURF CLUB

Section	Overall	800m	600m	400m	200m								
Section Times	0:00.00 [-] (0:13.25)	0:00.00 [4] (0:10.60)	0:00.00 [4] (0:11.29)	0:00.00 [6] (0:13.26)	-:--:-								
Average Speed [km/h]	50.5	65.3	59.5	54.2	--:-								
Top Speed [km/h]	63.8	70.3	69.6	65.3	--:-								
Avg. Dist. to Rail [m]	5.1	3.7	2.1	0.4	--:-								
Avg. Stride Freq. [Hz]	2.5	2.6	2.6	2.4	--:-								
Avg. Stride Length [m]	5.7	6.9	6.5	6.3	--:-								



[ ] Ranking at each section and finish  
-:--:- No data available at this section  
NA No data available



Sunshine Coast Professional  
Race 2: STANLEY RIVER THOROUGHBREDS Class 1 Handicap - 1000m  
05 December 2025 - 18:30



Track Rating: Good 4, Weather: Fine, Rail Position: 5 metres Entire Course.

Section						Overall	800m	600m	400m	200m	Last 600m		
Field Times						0:58.01 (0:13.10)	0:44.91 (0:10.42)	0:34.49 (0:11.06)	0:23.43 (0:11.33)	0:12.10 (0:12.10)	0:34.49		
Rank	TAB	Horse/Jockey	Barrier	Top Speed [km/h]	Fastest Section						Margin		
1	11	OVER DRAFT	1	70.0	0:10.61	0:58.01 [1]	0:44.78 [3]	0:34.17 [4]	0:23.01 [3]	0:12.00 [3]	0:58.01	0:34.17	
		Cody Collis		800m	800m	(0:13.23)	(0:10.61)	(0:11.16)	(0:11.01)	(0:12.00)			
2	4	BETTA BEING SINGLE	7	71.3	0:10.42	0:58.17 [2]	0:45.07 [1]	0:34.65 [1]	0:23.59 [1]	0:12.26 [1]	0.99L	0:34.65 -3	
		Justin Huxtable		Overall	800m	(0:13.10)	(0:10.42)	(0:11.06)	(0:11.33)	(0:12.26)			
3	5	TIME OF MY LIFE	4	70.2	0:10.53	0:58.22 [3]	0:44.61 [7]	0:34.08 [8]	0:23.08 [6]	0:11.98 [4]	1.28L	0:34.08 -2	
		Ryan Maloney		800m	800m	(0:13.61)	(0:10.53)	(0:11.00)	(0:11.10)	(0:11.98)			
4	3	TERRITORY ASH	6	71.9	0:10.47	0:58.27 [4]	0:44.63 [8]	0:34.16 [7]	0:22.99 [8]	0:11.83 [6]	1.58L	0:34.16 +2	
		Cejay Graham		800m	800m	(0:13.64)	(0:10.47)	(0:11.17)	(0:11.16)	(0:11.83)			
5	6	THE SOUR	10	70.5	0:10.49	0:58.37 [5]	0:44.88 [6]	0:34.39 [6]	0:23.13 [7]	0:12.05 [5]	2.14L	0:34.39 +5	
		Bella Youngberry		800m	800m	(0:13.49)	(0:10.49)	(0:11.26)	(0:11.08)	(0:12.05)			
6	10	HERECOMESANTORINI	9	71.8	0:10.43	0:58.62 [6]	0:45.41 [2]	0:34.98 [2]	0:23.93 [2]	0:12.65 [2]	3.62L	0:34.98 +2	
		Olivia Webb		800m	800m	(0:13.21)	(0:10.43)	(0:11.05)	(0:11.28)	(0:12.65)			
7	1	BRUTAL BOWLER	5	70.4	0:10.48	0:58.63 [7]	0:44.74 [10]	0:34.26 [9]	0:23.24 [9]	0:12.10 [7]	3.66L	0:34.26 +0	
		Kyle Wilson-Taylor		800m	800m	(0:13.89)	(0:10.48)	(0:11.02)	(0:11.14)	(0:12.10)			
8	12	LOMBARDI LASS	2	70.1	0:10.63	0:59.37 [8]	0:46.12 [4]	0:35.49 [5]	0:24.26 [5]	0:12.66 [9]	8.04L	0:35.49 +4	
		Jason Taylor		800m	800m	(0:13.25)	(0:10.63)	(0:11.23)	(0:11.60)	(0:12.66)			
9	7	CRUMPETS	3	69.7	0:10.56	0:59.63 [9]	0:46.36 [5]	0:35.80 [3]	0:24.54 [4]	0:12.98 [8]	9.53L	0:35.80 +6	
		Jade Metcalfe		800m	800m	(0:13.27)	(0:10.56)	(0:11.26)	(0:11.56)	(0:12.98)			
10	2	SUNLIGHT MAJESTY	8	70.0	0:10.53	1:00.23 [10]	0:46.36 [9]	0:35.83 [10]	0:24.76 [10]	0:13.28 [10]	13.1L	0:35.83 +3	
		Ben Thompson		800m	800m	(0:13.87)	(0:10.53)	(0:11.07)	(0:11.48)	(0:13.28)			

Scratched: Kettlebell (#8), Milestone (#9)





Horse/Jockey Name	Over Draft
Final Rank	1
Fastest Section Time (Section)	0:10.61 (800m)
Top Speed [km/h] (Section)	70.0 (800m)
Race State	Finished



Sunshine CoastProfessional

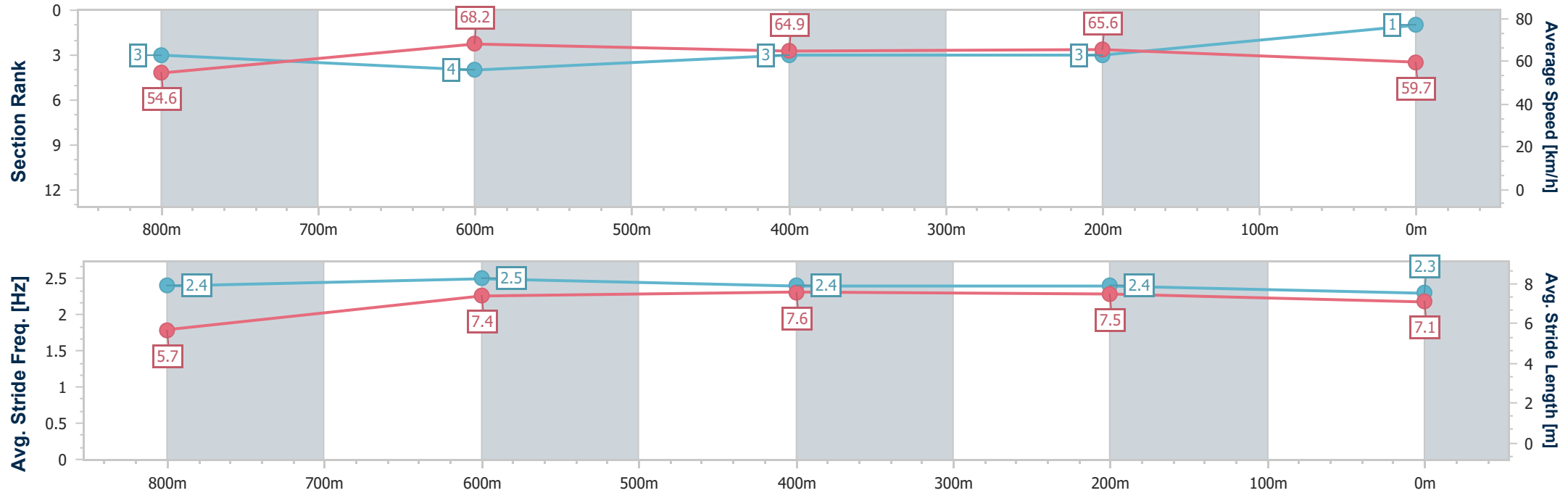
Race 2: STANLEY RIVER THOROUGHBREDS Class 1 Handicap - 1000m

05 December 2025 - 18:30

Track Rating: Good 4, Weather: Fine, Rail Position: 5 metres Entire Course.

SCTCSUNSHINE COAST TURF CLUB

Section	Overall	800m	600m	400m	200m								
Section Times	0:58.01 [1] (0:13.23)	0:44.78 [3] (0:10.61)	0:34.17 [4] (0:11.16)	0:23.01 [3] (0:11.01)	0:12.00 [3] (0:12.00)								
Average Speed [km/h]	54.6	68.2	64.9	65.6	59.7								
Top Speed [km/h]	69.3	70.0	66.3	66.8	64.4								
Avg. Dist. to Rail [m]	2.3	2.0	1.0	3.3	3.4								
Avg. Stride Freq. [Hz]	2.4	2.5	2.4	2.4	2.3								
Avg. Stride Length [m]	5.7	7.4	7.6	7.5	7.1								



[ ] Ranking at each section and finish  
-.-.- No data available at this section  
NA No data available



Horse/Jockey Name	Betta Being Single
Final Rank	2
Fastest Section Time (Section)	0:10.42 (800m)
Top Speed [km/h] (Section)	71.3 (Overall)
Race State	Finished



Sunshine CoastProfessional

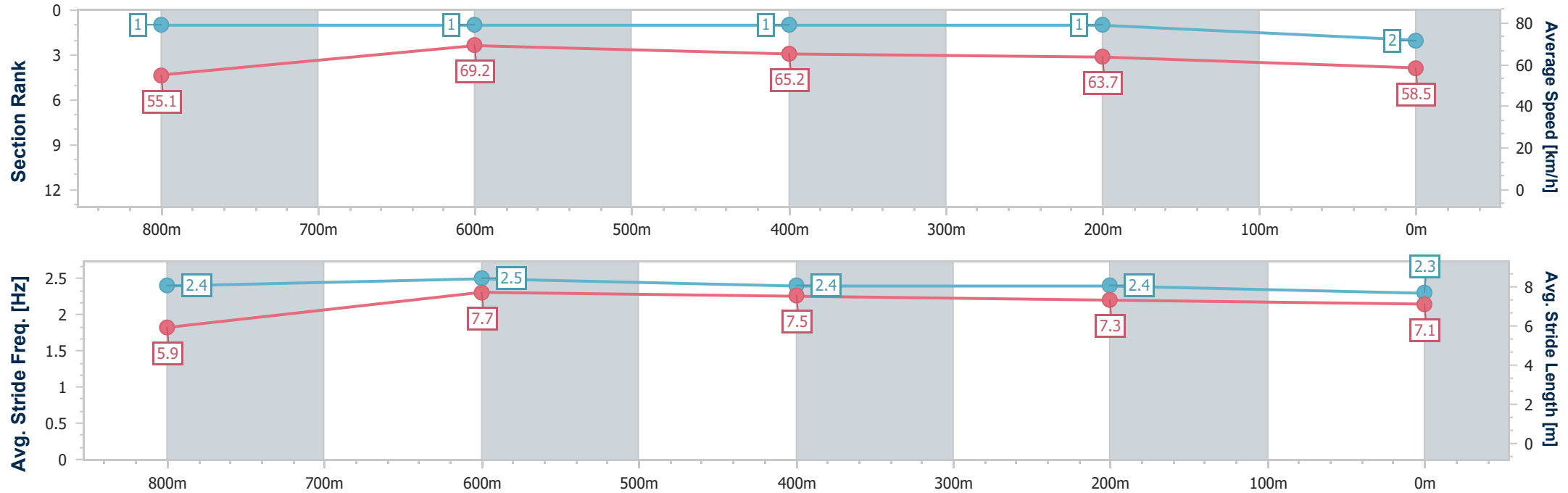
Race 2: STANLEY RIVER THOROUGHBREDS Class 1 Handicap - 1000m

05 December 2025 - 18:30

Track Rating: Good 4, Weather: Fine, Rail Position: 5 metres Entire Course.

SCTCSUNSHINE COAST TURF CLUB

Section	Overall	800m	600m	400m	200m								
Section Times	0:58.17 [2] (0:13.10)	0:45.07 [1] (0:10.42)	0:34.65 [1] (0:11.06)	0:23.59 [1] (0:11.33)	0:12.26 [1] (0:12.26)								
Average Speed [km/h]	55.1	69.2	65.2	63.7	58.5								
Top Speed [km/h]	71.3	71.2	66.6	66.6	61.3								
Avg. Dist. to Rail [m]	6.4	1.9	0.2	1.3	1.2								
Avg. Stride Freq. [Hz]	2.4	2.5	2.4	2.4	2.3								
Avg. Stride Length [m]	5.9	7.7	7.5	7.3	7.1								





Horse/Jockey Name	Time Of My Life
Final Rank	3
Fastest Section Time (Section)	0:10.53 (800m)
Top Speed [km/h] (Section)	70.2 (800m)
Race State	Finished



Sunshine CoastProfessional

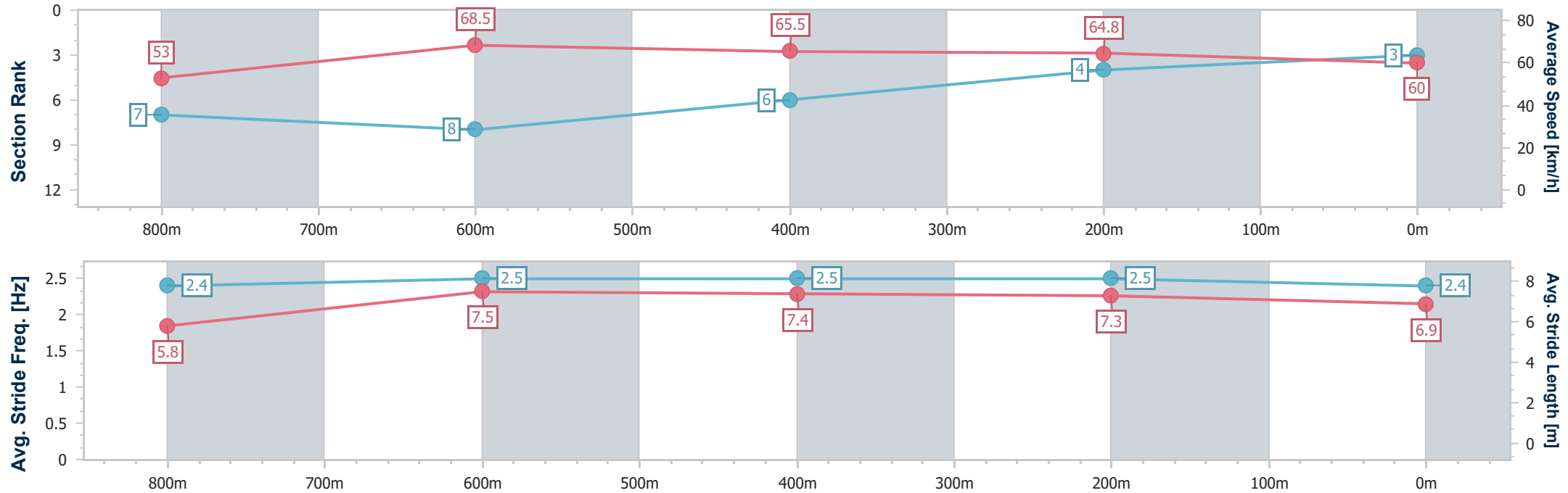
Race 2: STANLEY RIVER THOROUGHBREDS Class 1 Handicap - 1000m

05 December 2025 - 18:30

Track Rating: Good 4, Weather: Fine, Rail Position: 5 metres Entire Course.

SCTCSUNSHINE COAST TURF CLUB

Section	Overall	800m	600m	400m	200m								
Section Times	0:58.22 [3] (0:13.61)	0:44.61 [7] (0:10.53)	0:34.08 [8] (0:11.00)	0:23.08 [6] (0:11.10)	0:11.98 [4] (0:11.98)								
Average Speed [km/h]	53.0	68.5	65.5	64.8	60.0								
Top Speed [km/h]	70.2	70.2	66.2	66.1	62.4								
Avg. Dist. to Rail [m]	3.6	1.0	0.6	0.6	0.5								
Avg. Stride Freq. [Hz]	2.4	2.5	2.5	2.5	2.4								
Avg. Stride Length [m]	5.8	7.5	7.4	7.3	6.9								



- [ ] Ranking at each section and finish
- .-.- No data available at this section
- NA No data available



Horse/Jockey Name	Territory Ash
Final Rank	4
Fastest Section Time (Section)	0:10.47 (800m)
Top Speed [km/h] (Section)	71.9 (800m)
Race State	Finished



Sunshine CoastProfessional

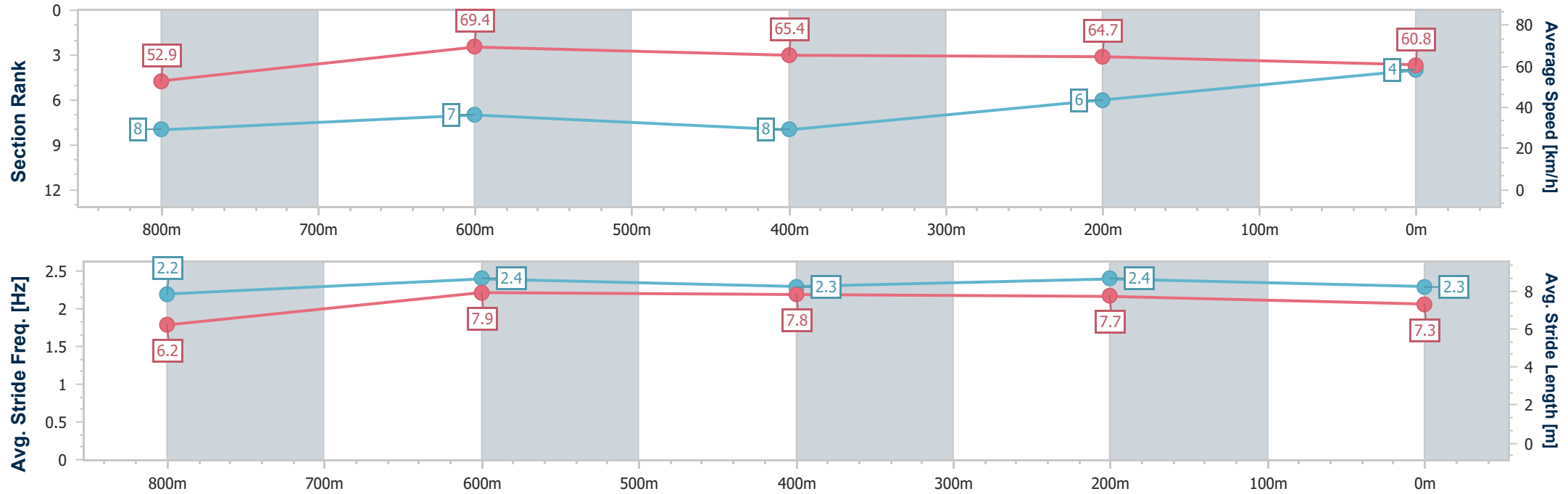
Race 2: STANLEY RIVER THOROUGHBREDS Class 1 Handicap - 1000m

05 December 2025 - 18:30

Track Rating: Good 4, Weather: Fine, Rail Position: 5 metres Entire Course.

SCTC SUNSHINE COAST TURF CLUB

Section	Overall	800m	600m	400m	200m								
Section Times	0:58.27 [4] (0:13.64)	0:44.63 [8] (0:10.47)	0:34.16 [7] (0:11.17)	0:22.99 [8] (0:11.16)	0:11.83 [6] (0:11.83)								
Average Speed [km/h]	52.9	69.4	65.4	64.7	60.8								
Top Speed [km/h]	70.4	71.9	66.6	65.6	63.7								
Avg. Dist. to Rail [m]	6.0	3.0	2.5	3.5	4.8								
Avg. Stride Freq. [Hz]	2.2	2.4	2.3	2.4	2.3								
Avg. Stride Length [m]	6.2	7.9	7.8	7.7	7.3								



- [ ] Ranking at each section and finish
- .-.- No data available at this section
- NA No data available



Horse/Jockey Name	The Sour
Final Rank	5
Fastest Section Time (Section)	0:10.49 (800m)
Top Speed [km/h] (Section)	70.5 (800m)
Race State	Finished



Sunshine CoastProfessional

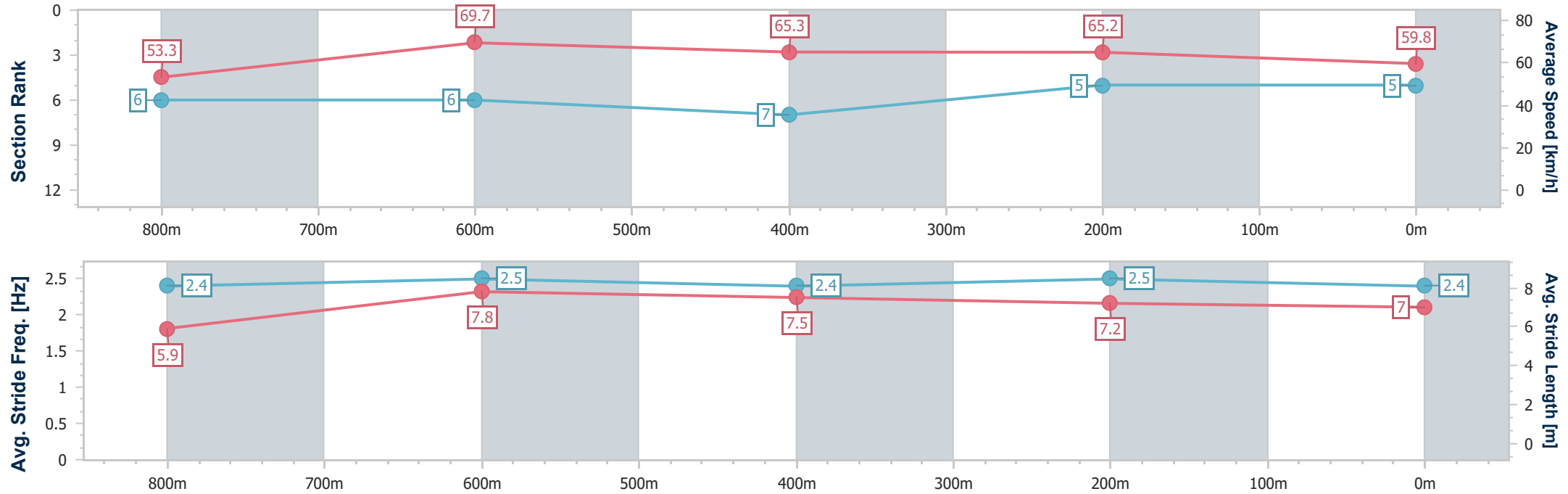
Race 2: STANLEY RIVER THOROUGHBREDS Class 1 Handicap - 1000m

SCTC SUNSHINE COAST TURF CLUB

05 December 2025 - 18:30

Track Rating: Good 4, Weather: Fine, Rail Position: 5 metres Entire Course.

Section	Overall	800m	600m	400m	200m								
Section Times	0:58.37 [5] (0:13.49)	0:44.88 [6] (0:10.49)	0:34.39 [6] (0:11.26)	0:23.13 [7] (0:11.08)	0:12.05 [5] (0:12.05)								
Average Speed [km/h]	53.3	69.7	65.3	65.2	59.8								
Top Speed [km/h]	69.5	70.5	67.7	66.3	63.5								
Avg. Dist. to Rail [m]	9.3	3.5	4.5	7.7	7.6								
Avg. Stride Freq. [Hz]	2.4	2.5	2.4	2.5	2.4								
Avg. Stride Length [m]	5.9	7.8	7.5	7.2	7.0								



[ ] Ranking at each section and finish  
-.-.- No data available at this section  
NA No data available



Horse/Jockey Name	Herecomesantorini
Final Rank	6
Fastest Section Time (Section)	0:10.43 (800m)
Top Speed [km/h] (Section)	71.8 (800m)
Race State	Finished



Sunshine CoastProfessional

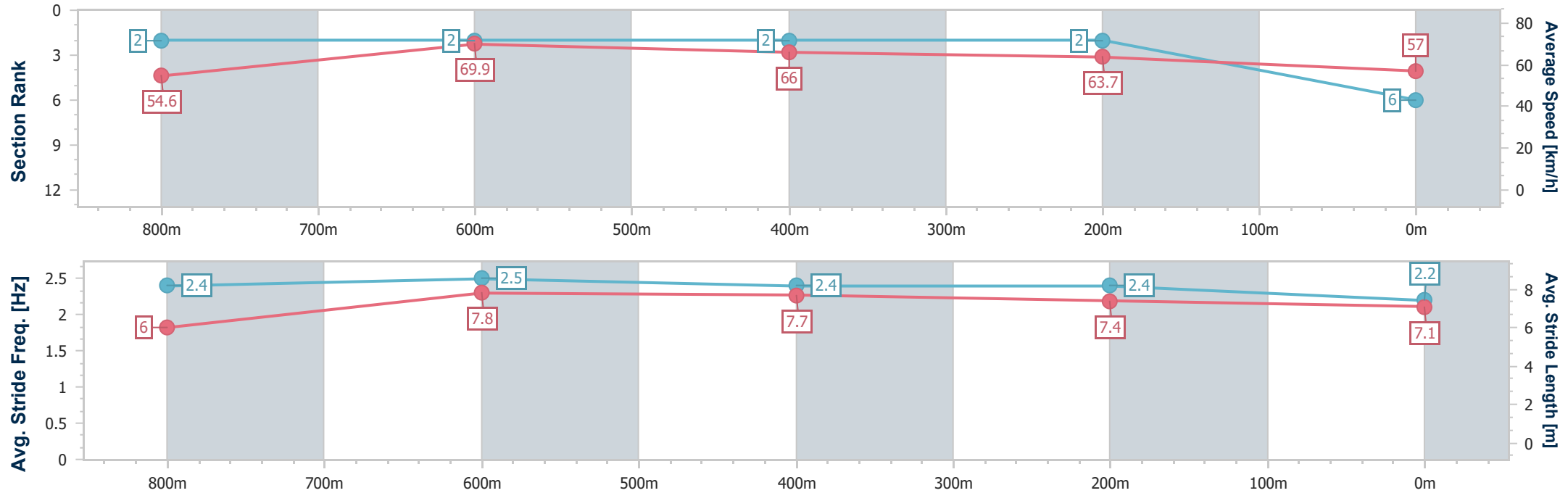
Race 2: STANLEY RIVER THOROUGHBREDS Class 1 Handicap - 1000m

05 December 2025 - 18:30

Track Rating: Good 4, Weather: Fine, Rail Position: 5 metres Entire Course.

SCTCSUNSHINE COAST TURF CLUB

Section	Overall	800m	600m	400m	200m								
Section Times	0:58.62 [6] (0:13.21)	0:45.41 [2] (0:10.43)	0:34.98 [2] (0:11.05)	0:23.93 [2] (0:11.28)	0:12.65 [2] (0:12.65)								
Average Speed [km/h]	54.6	69.9	66.0	63.7	57.0								
Top Speed [km/h]	71.2	71.8	67.4	65.9	60.7								
Avg. Dist. to Rail [m]	8.6	3.8	1.8	3.0	2.9								
Avg. Stride Freq. [Hz]	2.4	2.5	2.4	2.4	2.2								
Avg. Stride Length [m]	6.0	7.8	7.7	7.4	7.1								





Horse/Jockey Name	Brutal Bowler
Final Rank	7
Fastest Section Time (Section)	0:10.48 (800m)
Top Speed [km/h] (Section)	70.4 (800m)
Race State	Finished



Sunshine CoastProfessional

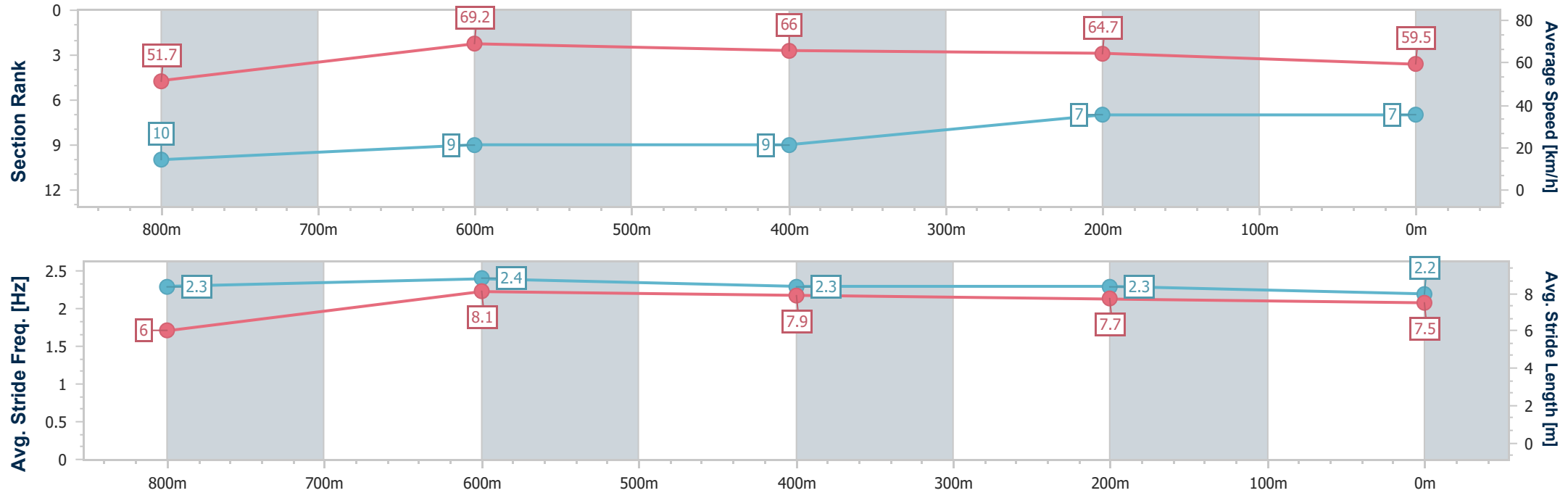
Race 2: STANLEY RIVER THOROUGHBREDS Class 1 Handicap - 1000m

05 December 2025 - 18:30

Track Rating: Good 4, Weather: Fine, Rail Position: 5 metres Entire Course.

SCTC SUNSHINE COAST TURF CLUB

Section	Overall	800m	600m	400m	200m								
Section Times	0:58.63 [7] (0:13.89)	0:44.74 [10] (0:10.48)	0:34.26 [9] (0:11.02)	0:23.24 [9] (0:11.14)	0:12.10 [7] (0:12.10)								
Average Speed [km/h]	51.7	69.2	66.0	64.7	59.5								
Top Speed [km/h]	68.7	70.4	67.4	66.1	63.2								
Avg. Dist. to Rail [m]	4.5	1.6	1.7	1.8	2.2								
Avg. Stride Freq. [Hz]	2.3	2.4	2.3	2.3	2.2								
Avg. Stride Length [m]	6.0	8.1	7.9	7.7	7.5								



- [ ] Ranking at each section and finish
- .-.- No data available at this section
- NA No data available



Horse/Jockey Name	Lombardi Lass
Final Rank	8
Fastest Section Time (Section)	0:10.63 (800m)
Top Speed [km/h] (Section)	70.1 (800m)
Race State	Finished



Sunshine CoastProfessional

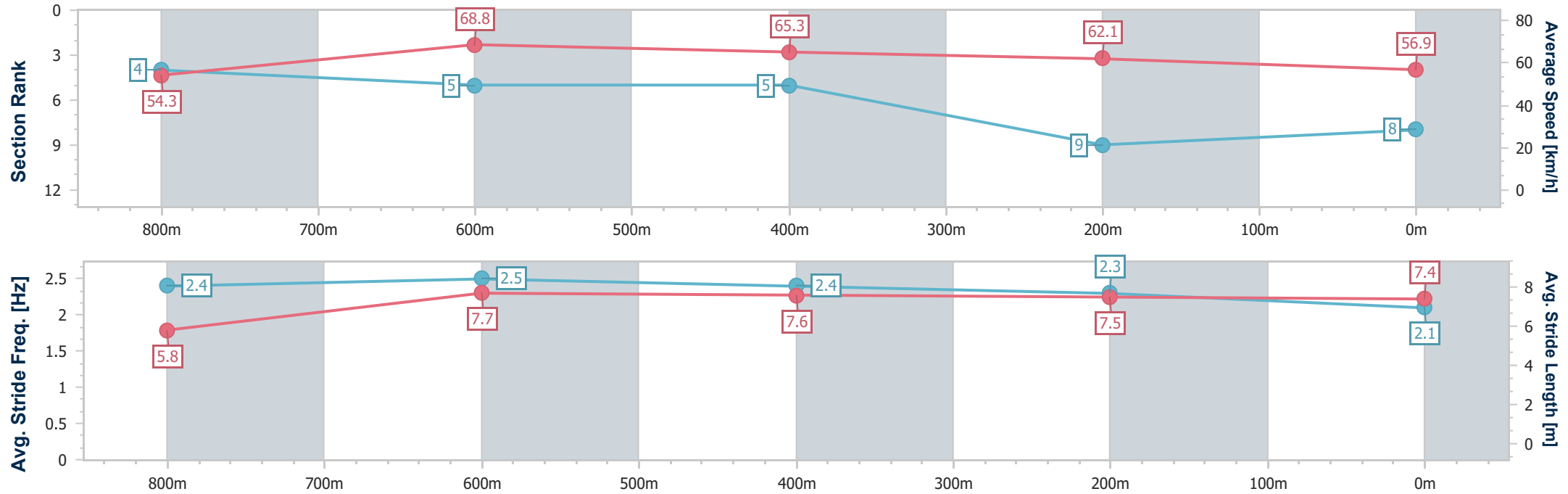
Race 2: STANLEY RIVER THOROUGHBREDS Class 1 Handicap - 1000m

05 December 2025 - 18:30

Track Rating: Good 4, Weather: Fine, Rail Position: 5 metres Entire Course.

SCTC SUNSHINE COAST TURF CLUB

Section	Overall	800m	600m	400m	200m								
Section Times	0:59.37 [8] (0:13.25)	0:46.12 [4] (0:10.63)	0:35.49 [5] (0:11.23)	0:24.26 [5] (0:11.60)	0:12.66 [9] (0:12.66)								
Average Speed [km/h]	54.3	68.8	65.3	62.1	56.9								
Top Speed [km/h]	70.1	70.1	67.4	63.1	60.3								
Avg. Dist. to Rail [m]	3.5	3.7	3.1	4.5	4.4								
Avg. Stride Freq. [Hz]	2.4	2.5	2.4	2.3	2.1								
Avg. Stride Length [m]	5.8	7.7	7.6	7.5	7.4								







Horse/Jockey Name	Crumpets
Final Rank	9
Fastest Section Time (Section)	0:10.56 (800m)
Top Speed [km/h] (Section)	69.7 (800m)
Race State	Finished



Sunshine CoastProfessional

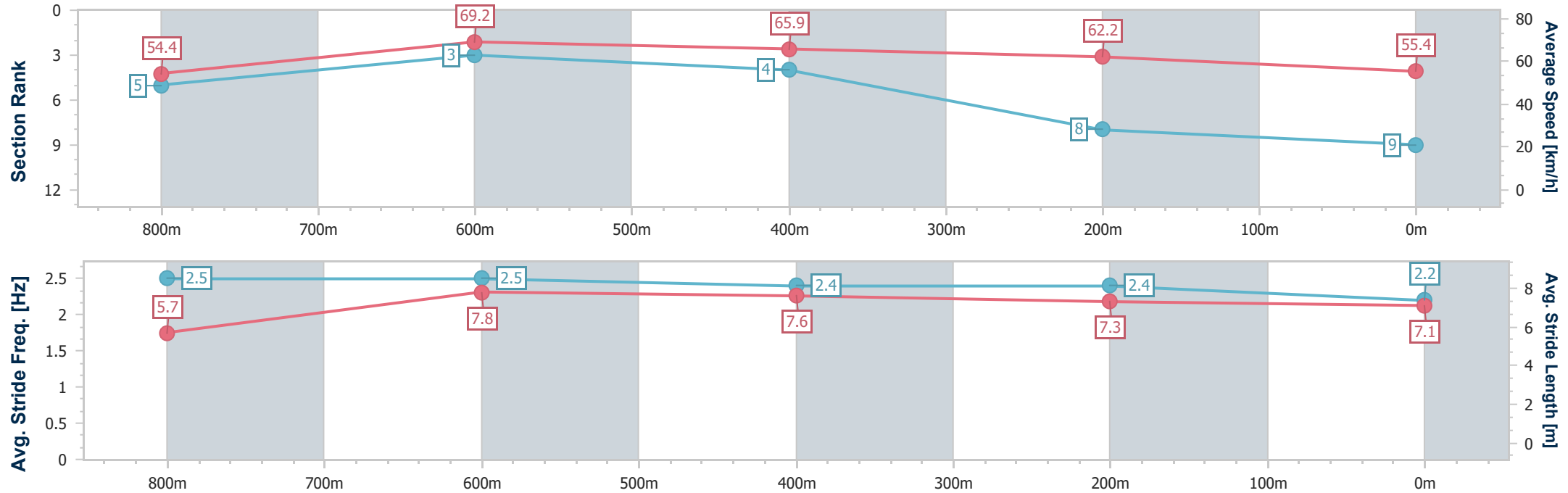
Race 2: STANLEY RIVER THOROUGHBREDS Class 1 Handicap - 1000m

05 December 2025 - 18:30

Track Rating: Good 4, Weather: Fine, Rail Position: 5 metres Entire Course.

SCTCSUNSHINE COAST TURF CLUB

Section	Overall	800m	600m	400m	200m								
Section Times	0:59.63 [9] (0:13.27)	0:46.36 [5] (0:10.56)	0:35.80 [3] (0:11.26)	0:24.54 [4] (0:11.56)	0:12.98 [8] (0:12.98)								
Average Speed [km/h]	54.4	69.2	65.9	62.2	55.4								
Top Speed [km/h]	69.7	69.7	67.9	65.1	59.6								
Avg. Dist. to Rail [m]	4.4	3.7	5.2	7.0	7.4								
Avg. Stride Freq. [Hz]	2.5	2.5	2.4	2.4	2.2								
Avg. Stride Length [m]	5.7	7.8	7.6	7.3	7.1								





Horse/Jockey Name	Sunlight Majesty
Final Rank	10
Fastest Section Time (Section)	0:10.53 (800m)
Top Speed [km/h] (Section)	70.0 (800m)
Race State	Finished



Sunshine CoastProfessional

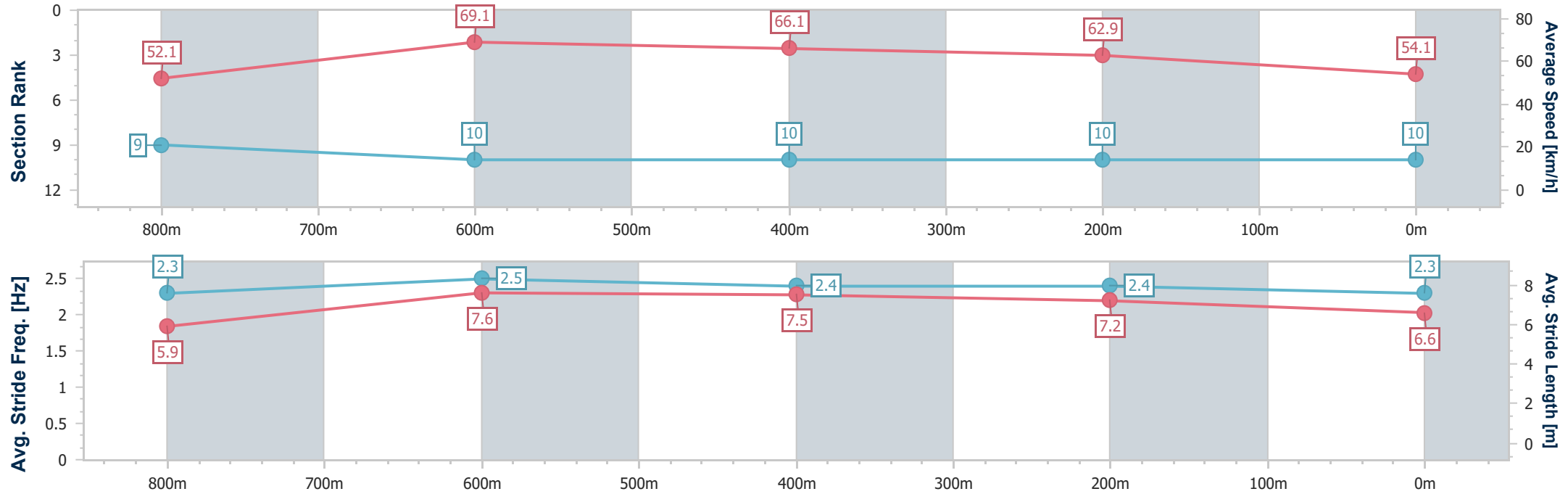
Race 2: STANLEY RIVER THOROUGHBREDS Class 1 Handicap - 1000m

05 December 2025 - 18:30

Track Rating: Good 4, Weather: Fine, Rail Position: 5 metres Entire Course.

SCTCSUNSHINE COAST TURF CLUB

Section	Overall	800m	600m	400m	200m								
Section Times	1:00.23 [10] (0:13.87)	0:46.36 [9] (0:10.53)	0:35.83 [10] (0:11.07)	0:24.76 [10] (0:11.48)	0:13.28 [10] (0:13.28)								
Average Speed [km/h]	52.1	69.1	66.1	62.9	54.1								
Top Speed [km/h]	69.1	70.0	68.7	65.9	59.2								
Avg. Dist. to Rail [m]	6.4	2.7	3.2	8.1	8.6								
Avg. Stride Freq. [Hz]	2.3	2.5	2.4	2.4	2.3								
Avg. Stride Length [m]	5.9	7.6	7.5	7.2	6.6								





Sunshine CoastProfessional  
Race 3: ACCESS INSULATION SUNSHINE COAST BENCHMARK 65  
Handicap - 1200m  
05 December 2025 - 19:00



Track Rating: Good 4, Weather: Fine, Rail Position: 5 metres Entire Course.

Section						Overall	1000m	800m	600m	400m	200m	Last 600m				
Field Times						1:11.96 (0:13.56)	0:58.40 (0:11.25)	0:47.15 (0:12.05)	0:35.10 (0:11.89)	0:23.21 (0:11.27)	0:11.94 (0:11.94)	0:35.10				
Rank	TAB	Horse/Jockey	Barrier	Top Speed [km/h]	Fastest Section									Margin	Distance Travelled [m]	
1	9	COLLEANO	5	66.6	0:11.25	1:11.96 [1]	0:58.40 [1]	0:47.15 [1]	0:35.10 [1]	0:23.21 [1]	0:11.94 [1]	1:11.96	0:35.10			
		Fiona Sandkuhl		Overall	1000m	(0:13.56)	(0:11.25)	(0:12.05)	(0:11.89)	(0:11.27)	(0:11.94)					
2	12	THE BEAR	6	66.0	0:11.22	1:11.97 [2]	0:58.37 [2]	0:47.15 [2]	0:35.09 [2]	0:23.12 [2]	0:11.86 [2]	0.07L	0:35.09	+3		
		Olivia Webb		Overall	1000m	(0:13.60)	(0:11.22)	(0:12.06)	(0:11.97)	(0:11.26)	(0:11.86)					
3	5	GOLD FEVER	2	66.4	0:11.00	1:11.98 [3]	0:58.03 [8]	0:46.71 [7]	0:34.68 [7]	0:22.62 [7]	0:11.62 [5]	0.13L	0:34.68	+2		
		Paul Hamblin		400m	400m	(0:13.95)	(0:11.32)	(0:12.03)	(0:12.06)	(0:11.00)	(0:11.62)					
4	4	KEEPMEINTHELOPE	7	65.8	0:11.14	1:12.24 [4]	0:58.49 [4]	0:47.24 [3]	0:35.22 [3]	0:23.23 [4]	0:12.09 [4]	1.66L	0:35.22	+7		
		Justin Huxtable		1000m	400m	(0:13.75)	(0:11.25)	(0:12.02)	(0:11.99)	(0:11.14)	(0:12.09)					
5	8	MOOTESSA	9	66.0	0:11.03	1:12.36 [5]	0:58.21 [9]	0:46.85 [9]	0:34.75 [9]	0:22.68 [9]	0:11.65 [9]	2.33L	0:34.75	+5		
		Jade Metcalfe		400m	400m	(0:14.15)	(0:11.36)	(0:12.10)	(0:12.07)	(0:11.03)	(0:11.65)					
6	3	BOTANICA	3	66.9	0:11.14	1:12.36 [6]	0:58.69 [3]	0:47.32 [4]	0:35.27 [4]	0:23.38 [3]	0:12.24 [3]	2.38L	0:35.27	+0		
		Jasper Franklin		Overall	400m	(0:13.67)	(0:11.37)	(0:12.05)	(0:11.89)	(0:11.14)	(0:12.24)					
7	6	JUNGLE FEVER	4	66.0	0:11.25	1:12.38 [7]	0:58.46 [7]	0:46.94 [8]	0:34.95 [8]	0:22.96 [8]	0:11.71 [8]	2.49L	0:34.95	+2		
		Corey Sutherland		Overall	400m	(0:13.92)	(0:11.52)	(0:11.99)	(0:11.99)	(0:11.25)	(0:11.71)					
8	11	FLYING SHELLY	1	65.2	0:11.25	1:12.61 [8]	0:58.78 [5]	0:47.53 [5]	0:35.50 [5]	0:23.47 [5]	0:12.17 [6]	3.84L	0:35.50	+1		
		Ryan Maloney		1000m	1000m	(0:13.83)	(0:11.25)	(0:12.03)	(0:12.03)	(0:11.30)	(0:12.17)					
9	7	FLOSS'S ONE	8	65.5	0:11.27	1:12.87 [9]	0:59.00 [6]	0:47.73 [6]	0:35.75 [6]	0:23.64 [6]	0:12.31 [7]	5.37L	0:35.75	+7		
		Adin Thompson		1000m	1000m	(0:13.87)	(0:11.27)	(0:11.98)	(0:12.11)	(0:11.33)	(0:12.31)					

Scratched: Katdeel (#2), Badda Boom Baby (#13), Encouraged (#10), Fine Shot (#1)



Horse/Jockey Name	Colleano
Final Rank	1
Fastest Section Time (Section)	0:11.25 (1000m)
Top Speed [km/h] (Section)	66.6 (Overall)
Race State	Finished

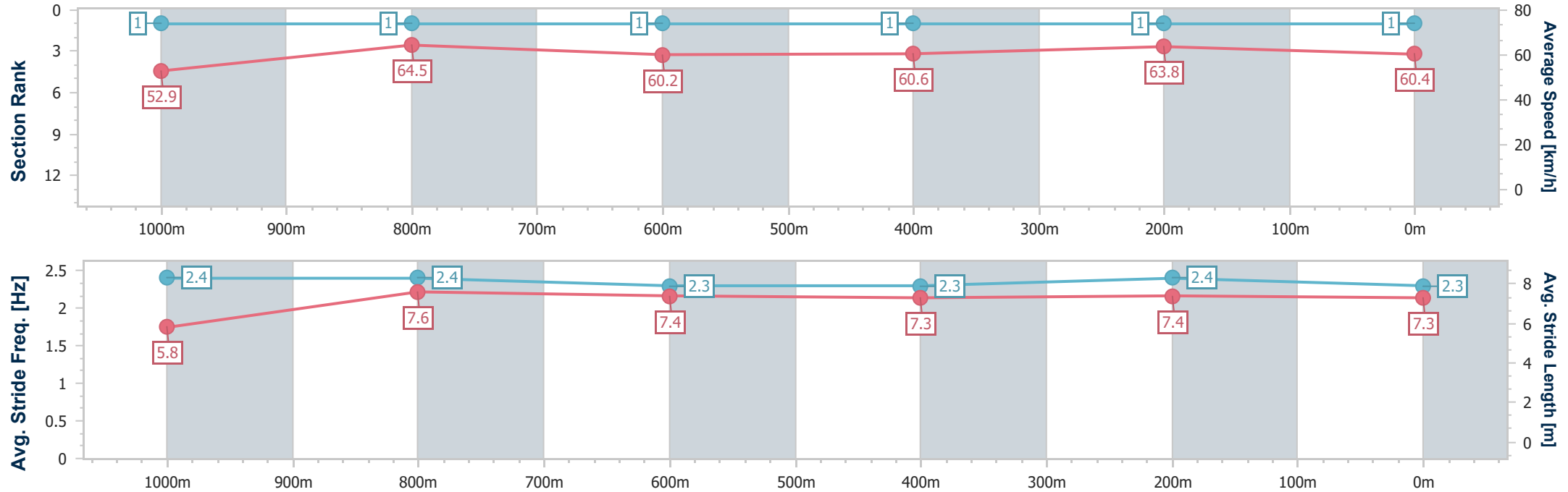


Sunshine CoastProfessional  
Race 3: ACCESS INSULATION SUNSHINE COAST  
BENCHMARK 65 Handicap - 1200m



05 December 2025 - 19:00  
Track Rating: Good 4, Weather: Fine, Rail Position: 5 metres Entire Course.

Section	Overall	1000m	800m	600m	400m	200m							
Section Times	1:11.96 [1] (0:13.56)	0:58.40 [1] (0:11.25)	0:47.15 [1] (0:12.05)	0:35.10 [1] (0:11.89)	0:23.21 [1] (0:11.27)	0:11.94 [1] (0:11.94)							
Average Speed [km/h]	52.9	64.5	60.2	60.6	63.8	60.4							
Top Speed [km/h]	66.6	65.7	62.2	63.9	64.9	62.4							
Avg. Dist. to Rail [m]	5.7	2.8	1.2	0.3	0.2	0.9							
Avg. Stride Freq. [Hz]	2.4	2.4	2.3	2.3	2.4	2.3							
Avg. Stride Length [m]	5.8	7.6	7.4	7.3	7.4	7.3							



- [ ] Ranking at each section and finish
- .-.- No data available at this section
- NA No data available



Horse/Jockey Name	The Bear
Final Rank	2
Fastest Section Time (Section)	0:11.22 (1000m)
Top Speed [km/h] (Section)	66.0 (Overall)
Race State	Finished

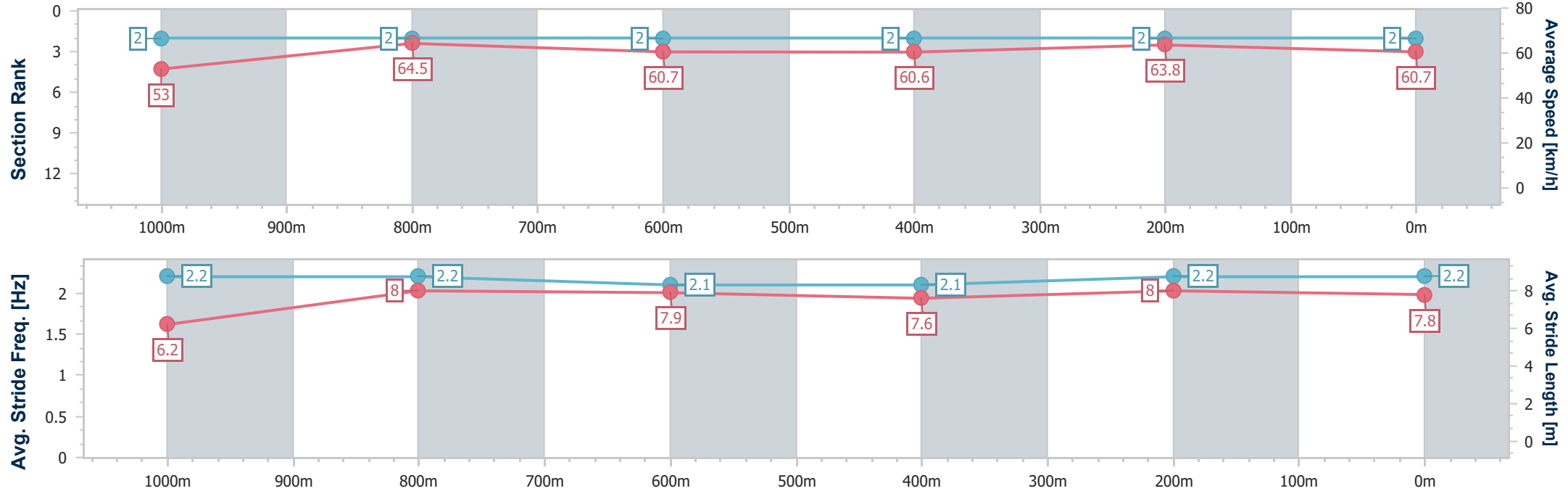


Sunshine CoastProfessional  
Race 3: ACCESS INSULATION SUNSHINE COAST  
BENCHMARK 65 Handicap - 1200m



05 December 2025 - 19:00  
Track Rating: Good 4, Weather: Fine, Rail Position: 5 metres Entire Course.

Section	Overall	1000m	800m	600m	400m	200m							
Section Times	1:11.97 [2] (0:13.60)	0:58.37 [2] (0:11.22)	0:47.15 [2] (0:12.06)	0:35.09 [2] (0:11.97)	0:23.12 [2] (0:11.26)	0:11.86 [2] (0:11.86)							
Average Speed [km/h]	53.0	64.5	60.7	60.6	63.8	60.7							
Top Speed [km/h]	66.0	65.8	62.7	63.3	64.5	62.9							
Avg. Dist. to Rail [m]	6.7	3.6	2.3	1.3	1.6	2.4							
Avg. Stride Freq. [Hz]	2.2	2.2	2.1	2.1	2.2	2.2							
Avg. Stride Length [m]	6.2	8.0	7.9	7.6	8.0	7.8							



- [ ] Ranking at each section and finish
- .-.- No data available at this section
- NA No data available



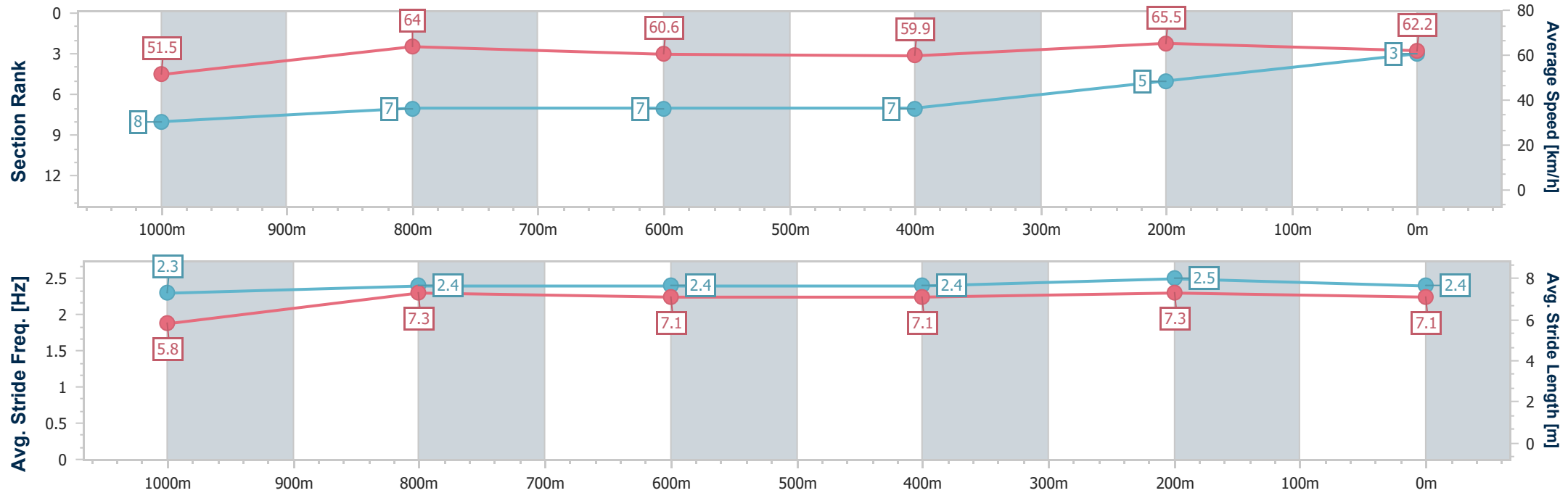
Horse/Jockey Name	Gold Fever
Final Rank	3
Fastest Section Time (Section)	0:11.00 (400m)
Top Speed [km/h] (Section)	66.4 (400m)
Race State	Finished



Sunshine CoastProfessional  
Race 3: ACCESS INSULATION SUNSHINE COAST  
BENCHMARK 65 Handicap - 1200m  
05 December 2025 - 19:00  
Track Rating: Good 4, Weather: Fine, Rail Position: 5 metres Entire Course.



Section	Overall	1000m	800m	600m	400m	200m							
Section Times	1:11.98 [3] (0:13.95)	0:58.03 [8] (0:11.32)	0:46.71 [7] (0:12.03)	0:34.68 [7] (0:12.06)	0:22.62 [7] (0:11.00)	0:11.62 [5] (0:11.62)							
Average Speed [km/h]	51.5	64.0	60.6	59.9	65.5	62.2							
Top Speed [km/h]	65.9	65.8	63.7	64.7	66.4	65.1							
Avg. Dist. to Rail [m]	3.4	2.2	1.9	1.1	2.0	4.0							
Avg. Stride Freq. [Hz]	2.3	2.4	2.4	2.4	2.5	2.4							
Avg. Stride Length [m]	5.8	7.3	7.1	7.1	7.3	7.1							



[ ] Ranking at each section and finish  
-.-.- No data available at this section  
NA No data available



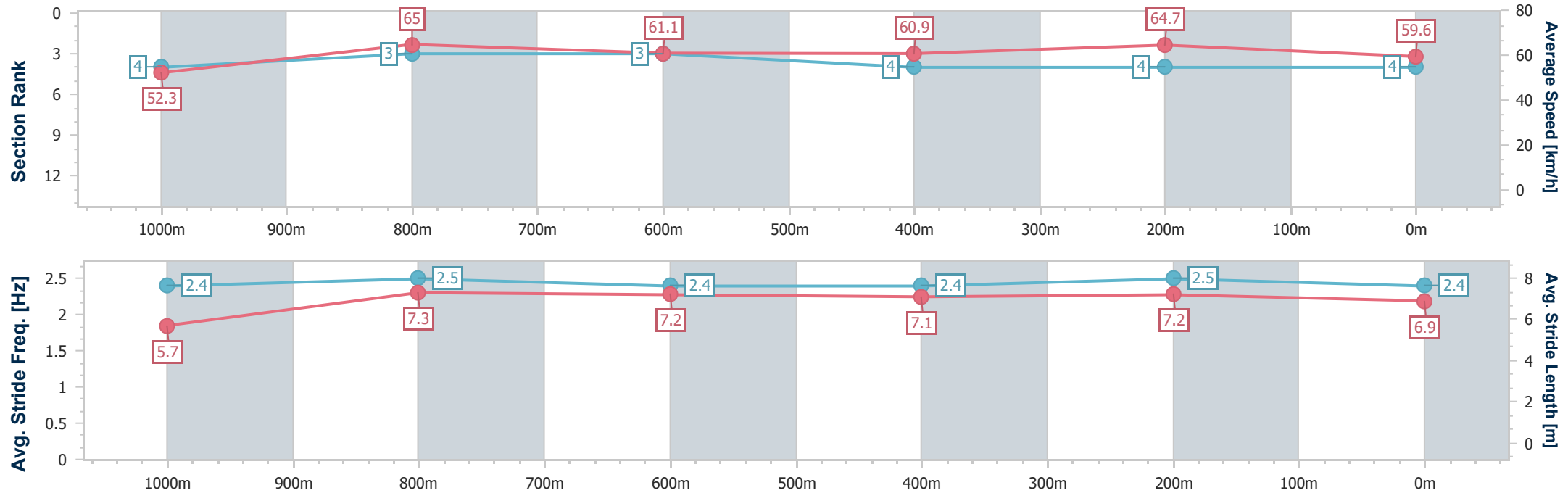
Horse/Jockey Name	Keepmeinthehope
Final Rank	4
Fastest Section Time (Section)	0:11.14 (400m)
Top Speed [km/h] (Section)	65.8 (1000m)
Race State	Finished



Sunshine CoastProfessional  
Race 3: ACCESS INSULATION SUNSHINE COAST  
BENCHMARK 65 Handicap - 1200m  
05 December 2025 - 19:00  
Track Rating: Good 4, Weather: Fine, Rail Position: 5 metres Entire Course.



Section	Overall	1000m	800m	600m	400m	200m							
Section Times	1:12.24 [4] (0:13.75)	0:58.49 [4] (0:11.25)	0:47.24 [3] (0:12.02)	0:35.22 [3] (0:11.99)	0:23.23 [4] (0:11.14)	0:12.09 [4] (0:12.09)							
Average Speed [km/h]	52.3	65.0	61.1	60.9	64.7	59.6							
Top Speed [km/h]	64.6	65.8	64.4	64.5	65.6	62.4							
Avg. Dist. to Rail [m]	8.0	4.8	4.0	2.4	2.6	4.0							
Avg. Stride Freq. [Hz]	2.4	2.5	2.4	2.4	2.5	2.4							
Avg. Stride Length [m]	5.7	7.3	7.2	7.1	7.2	6.9							



[ ] Ranking at each section and finish  
- - - - No data available at this section  
NA No data available



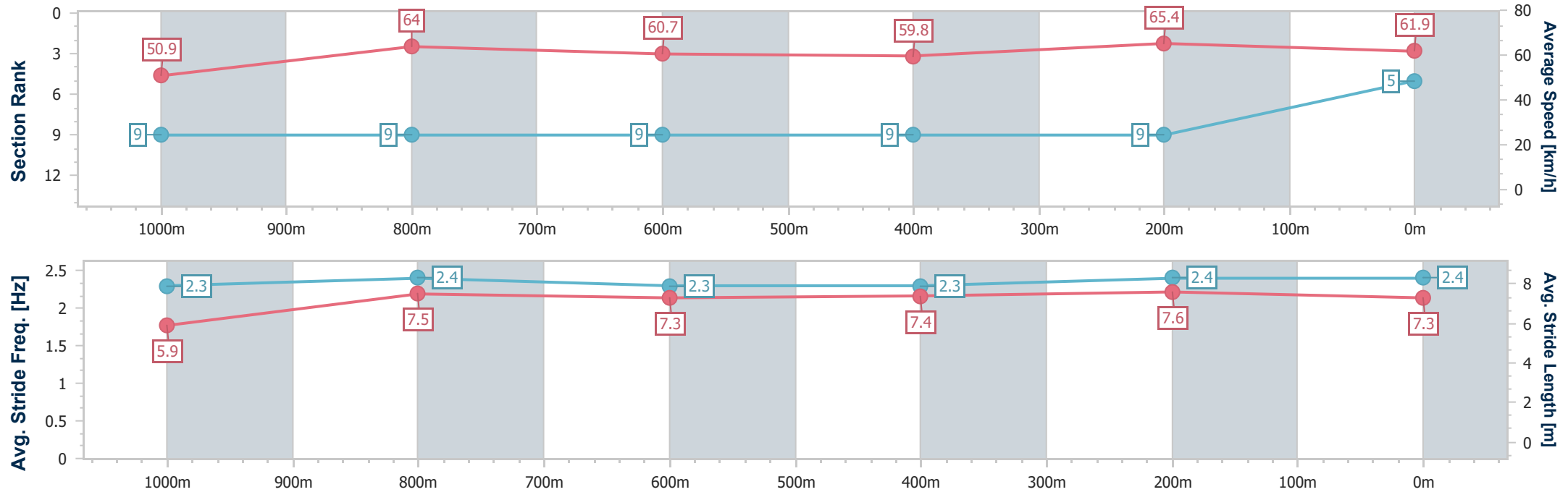
Horse/Jockey Name	Mootessa
Final Rank	5
Fastest Section Time (Section)	0:11.03 (400m)
Top Speed [km/h] (Section)	66.0 (400m)
Race State	Finished



Sunshine CoastProfessional  
Race 3: ACCESS INSULATION SUNSHINE COAST  
BENCHMARK 65 Handicap - 1200m  
05 December 2025 - 19:00  
Track Rating: Good 4, Weather: Fine, Rail Position: 5 metres Entire Course.



Section	Overall	1000m	800m	600m	400m	200m							
Section Times	1:12.36 [5] (0:14.15)	0:58.21 [9] (0:11.36)	0:46.85 [9] (0:12.10)	0:34.75 [9] (0:12.07)	0:22.68 [9] (0:11.03)	0:11.65 [9] (0:11.65)							
Average Speed [km/h]	50.9	64.0	60.7	59.8	65.4	61.9							
Top Speed [km/h]	64.8	65.1	64.0	63.5	66.0	64.9							
Avg. Dist. to Rail [m]	9.4	4.5	3.3	1.0	4.3	6.6							
Avg. Stride Freq. [Hz]	2.3	2.4	2.3	2.3	2.4	2.4							
Avg. Stride Length [m]	5.9	7.5	7.3	7.4	7.6	7.3							



[ ] Ranking at each section and finish  
-.-.- No data available at this section  
NA No data available





Horse/Jockey Name	Botanica
Final Rank	6
Fastest Section Time (Section)	0:11.14 (400m)
Top Speed [km/h] (Section)	66.9 (Overall)
Race State	Finished

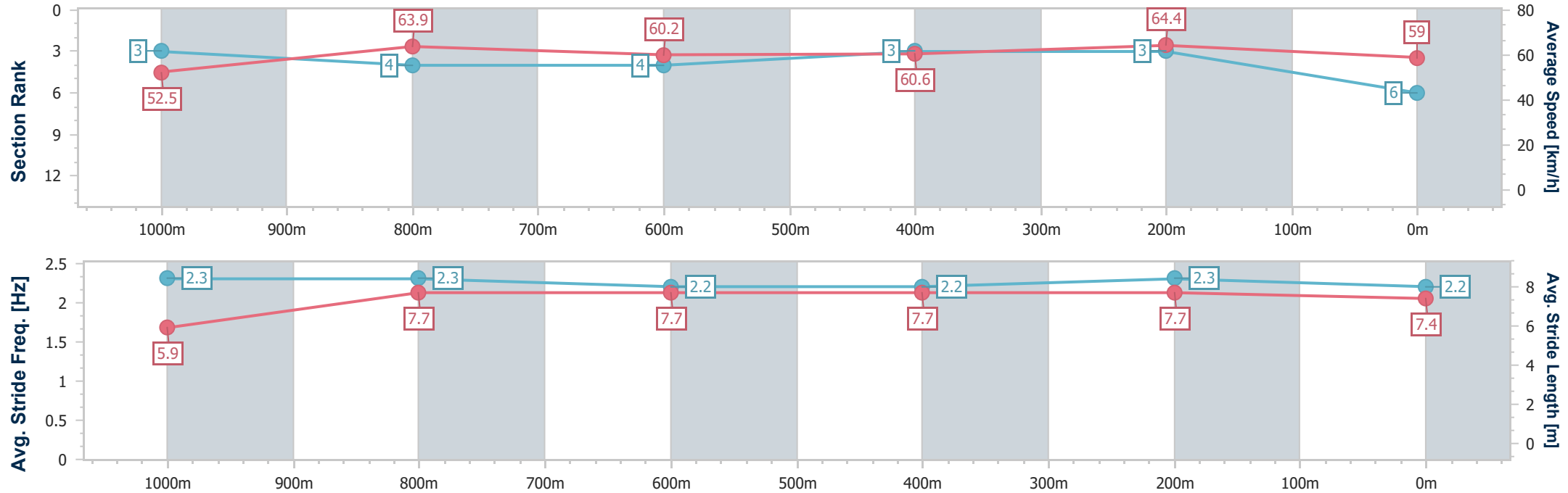


Sunshine CoastProfessional  
Race 3: ACCESS INSULATION SUNSHINE COAST  
BENCHMARK 65 Handicap - 1200m



05 December 2025 - 19:00  
Track Rating: Good 4, Weather: Fine, Rail Position: 5 metres Entire Course.

Section	Overall	1000m	800m	600m	400m	200m							
Section Times	1:12.36 [6] (0:13.67)	0:58.69 [3] (0:11.37)	0:47.32 [4] (0:12.05)	0:35.27 [4] (0:11.89)	0:23.38 [3] (0:11.14)	0:12.24 [3] (0:12.24)							
Average Speed [km/h]	52.5	63.9	60.2	60.6	64.4	59.0							
Top Speed [km/h]	66.9	65.6	62.2	63.6	65.4	63.2							
Avg. Dist. to Rail [m]	4.2	2.2	1.3	0.3	0.6	1.6							
Avg. Stride Freq. [Hz]	2.3	2.3	2.2	2.2	2.3	2.2							
Avg. Stride Length [m]	5.9	7.7	7.7	7.7	7.7	7.4							



- [ ] Ranking at each section and finish
- .-.- No data available at this section
- NA No data available



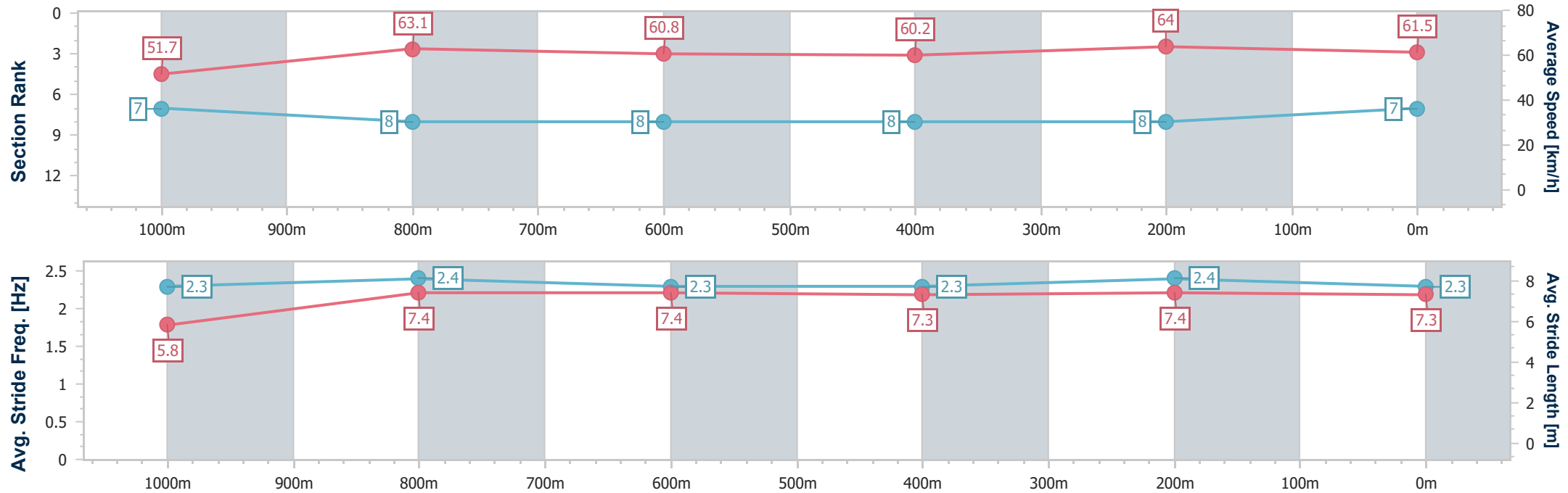
Horse/Jockey Name	Jungle Fever
Final Rank	7
Fastest Section Time (Section)	0:11.25 (400m)
Top Speed [km/h] (Section)	66.0 (Overall)
Race State	Finished



Sunshine CoastProfessional  
Race 3: ACCESS INSULATION SUNSHINE COAST  
BENCHMARK 65 Handicap - 1200m  
05 December 2025 - 19:00  
Track Rating: Good 4, Weather: Fine, Rail Position: 5 metres Entire Course.



Section	Overall	1000m	800m	600m	400m	200m							
Section Times	1:12.38 [7] (0:13.92)	0:58.46 [7] (0:11.52)	0:46.94 [8] (0:11.99)	0:34.95 [8] (0:11.99)	0:22.96 [8] (0:11.25)	0:11.71 [8] (0:11.71)							
Average Speed [km/h]	51.7	63.1	60.8	60.2	64.0	61.5							
Top Speed [km/h]	66.0	64.6	63.3	63.0	65.2	64.2							
Avg. Dist. to Rail [m]	4.9	3.3	2.3	0.5	1.4	2.2							
Avg. Stride Freq. [Hz]	2.3	2.4	2.3	2.3	2.4	2.3							
Avg. Stride Length [m]	5.8	7.4	7.4	7.3	7.4	7.3							



[ ] Ranking at each section and finish  
-.-.- No data available at this section  
NA No data available



Horse/Jockey Name	Flying Shelly
Final Rank	8
Fastest Section Time (Section)	0:11.25 (1000m)
Top Speed [km/h] (Section)	65.2 (1000m)
Race State	Finished

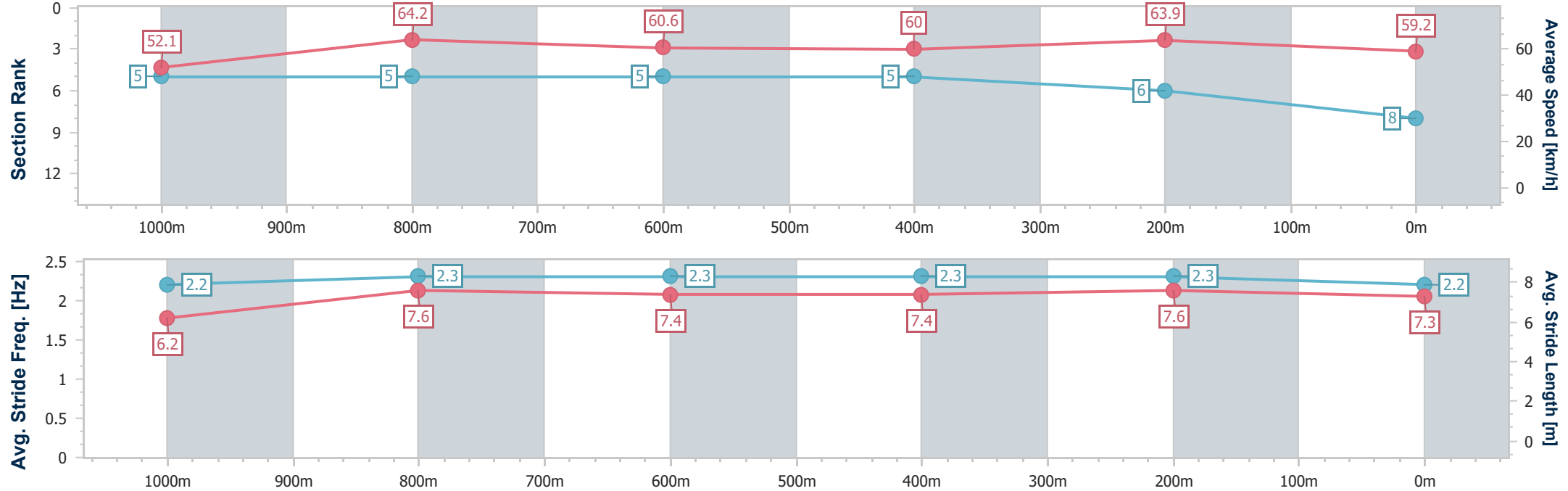


Sunshine CoastProfessional  
Race 3: ACCESS INSULATION SUNSHINE COAST  
BENCHMARK 65 Handicap - 1200m



05 December 2025 - 19:00  
Track Rating: Good 4, Weather: Fine, Rail Position: 5 metres Entire Course.

Section	Overall	1000m	800m	600m	400m	200m							
Section Times	1:12.61 [8] (0:13.83)	0:58.78 [5] (0:11.25)	0:47.53 [5] (0:12.03)	0:35.50 [5] (0:12.03)	0:23.47 [5] (0:11.30)	0:12.17 [6] (0:12.17)							
Average Speed [km/h]	52.1	64.2	60.6	60.0	63.9	59.2							
Top Speed [km/h]	64.6	65.2	63.9	62.5	64.9	61.6							
Avg. Dist. to Rail [m]	1.4	1.9	2.0	0.8	3.0	4.6							
Avg. Stride Freq. [Hz]	2.2	2.3	2.3	2.3	2.3	2.2							
Avg. Stride Length [m]	6.2	7.6	7.4	7.4	7.6	7.3							



[ ] Ranking at each section and finish  
- - - - - No data available at this section  
NA No data available



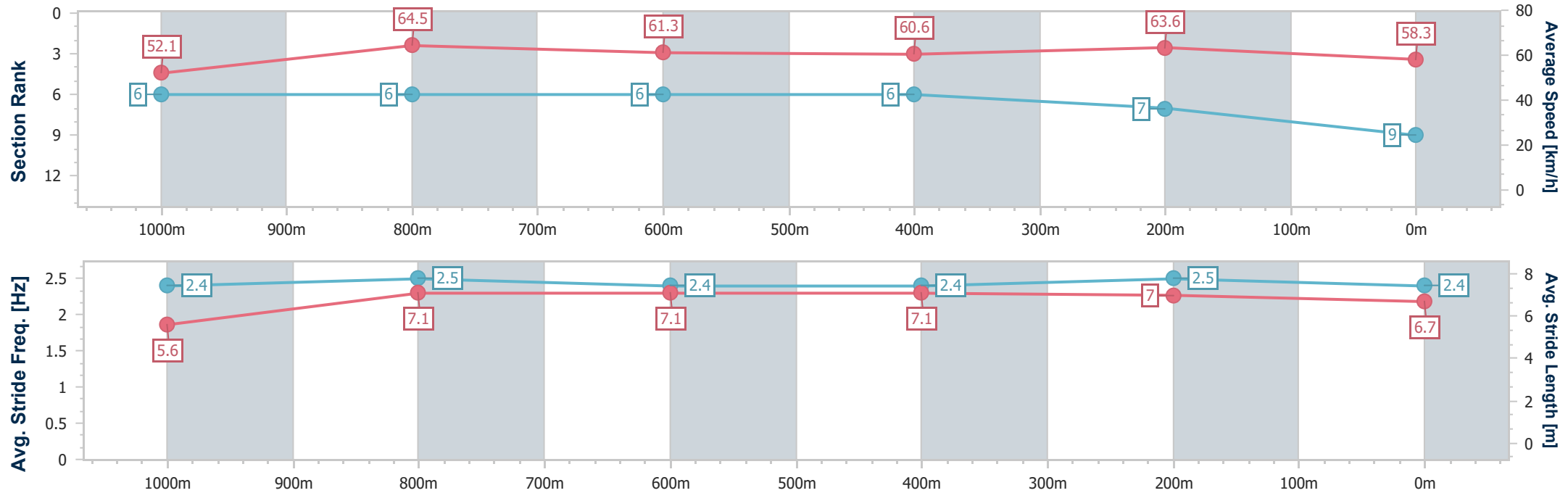
Horse/Jockey Name	Floss's One
Final Rank	9
Fastest Section Time (Section)	0:11.27 (1000m)
Top Speed [km/h] (Section)	65.5 (1000m)
Race State	Finished



Sunshine CoastProfessional  
Race 3: ACCESS INSULATION SUNSHINE COAST  
BENCHMARK 65 Handicap - 1200m  
05 December 2025 - 19:00  
Track Rating: Good 4, Weather: Fine, Rail Position: 5 metres Entire Course.



Section	Overall	1000m	800m	600m	400m	200m							
Section Times	1:12.87 [9] (0:13.87)	0:59.00 [6] (0:11.27)	0:47.73 [6] (0:11.98)	0:35.75 [6] (0:12.11)	0:23.64 [6] (0:11.33)	0:12.31 [7] (0:12.31)							
Average Speed [km/h]	52.1	64.5	61.3	60.6	63.6	58.3							
Top Speed [km/h]	65.4	65.5	64.1	63.2	64.6	62.0							
Avg. Dist. to Rail [m]	8.4	4.1	3.6	3.1	5.5	6.5							
Avg. Stride Freq. [Hz]	2.4	2.5	2.4	2.4	2.5	2.4							
Avg. Stride Length [m]	5.6	7.1	7.1	7.1	7.0	6.7							





Sunshine Coast Professional  
Race 4: JPI LININGS RATINGS BAND 0 - 58 Handicap - 1200m  
05 December 2025 - 19:30



Track Rating: Good 4, Weather: Fine, Rail Position: 5 metres Entire Course.

Section		Overall				1000m	800m	600m	400m	200m	Last 600m		
Field Times		1:11.92 (0:13.66)				0:58.26 (0:11.14)	0:47.12 (0:11.80)	0:35.32 (0:11.80)	0:23.52 (0:11.42)	0:12.10 (0:12.10)	0:35.32		
Rank	TAB	Horse/Jockey	Barrier	Top Speed [km/h]	Fastest Section						Margin	Distance Travelled [m]	
1	4	STAR VENTURE	2	66.8	0:11.13	1:11.92 [1]	0:58.09 [4]	0:46.96 [3]	0:35.16 [3]	0:23.38 [5]	0:11.84 [5]	1:11.92	0:35.16
		Adin Thompson		1000m	1000m	(0:13.83)	(0:11.13)	(0:11.80)	(0:11.78)	(0:11.54)	(0:11.84)		
2	3	INQUISITOR	8	69.6	0:11.22	1:11.99 [2]	0:58.23 [3]	0:47.01 [4]	0:35.10 [5]	0:23.46 [4]	0:12.17 [1]	0.44L	0:35.10 +2
		Kyle Wilson-Taylor		Overall	1000m	(0:13.76)	(0:11.22)	(0:11.91)	(0:11.64)	(0:11.29)	(0:12.17)		
3	11	ZIMBARA	1	66.3	0:11.14	1:12.07 [3]	0:58.41 [1]	0:47.27 [1]	0:35.47 [1]	0:23.67 [1]	0:12.20 [2]	0.9L	0:35.47 -1
		Georgina Cartwright		1000m	1000m	(0:13.66)	(0:11.14)	(0:11.80)	(0:11.80)	(0:11.47)	(0:12.20)		
4	12	SHOW ME THE STARS	3	68.2	0:11.17	1:12.15 [4]	0:57.99 [7]	0:46.82 [7]	0:34.94 [8]	0:23.37 [7]	0:11.99 [6]	1.37L	0:34.94 -2
		Olivia Webb		Overall	1000m	(0:14.16)	(0:11.17)	(0:11.88)	(0:11.57)	(0:11.38)	(0:11.99)		
5	7	EAST WEST MISS	9	67.7	0:11.11	1:12.26 [5]	0:58.51 [2]	0:47.40 [2]	0:35.61 [2]	0:23.85 [2]	0:12.28 [4]	2.02L	0:35.61 +2
		Cody Collis		1000m	1000m	(0:13.75)	(0:11.11)	(0:11.79)	(0:11.76)	(0:11.57)	(0:12.28)		
6	1	GAMADALE NIP	4	68.1	0:11.14	1:12.28 [6]	0:58.15 [6]	0:47.01 [6]	0:35.12 [7]	0:23.41 [8]	0:12.07 [7]	2.12L	0:35.12 +1
		Jackson Murphy		1000m	1000m	(0:14.13)	(0:11.14)	(0:11.89)	(0:11.71)	(0:11.34)	(0:12.07)		
7	10	RIVA D'AMOR	6	66.9	0:11.12	1:12.49 [7]	0:58.36 [5]	0:47.24 [5]	0:35.62 [4]	0:23.96 [3]	0:12.56 [3]	3.39L	0:35.62 +2
		Montana Philpot		1000m	1000m	(0:14.13)	(0:11.12)	(0:11.62)	(0:11.66)	(0:11.40)	(0:12.56)		
8	6	BRAVE JET	7	66.8	0:11.05	1:12.93 [8]	0:58.45 [8]	0:47.40 [8]	0:35.87 [6]	0:24.28 [6]	0:12.70 [8]	5.95L	0:35.87 +2
		Boris Thornton		1000m	1000m	(0:14.48)	(0:11.05)	(0:11.53)	(0:11.59)	(0:11.58)	(0:12.70)		

Scratched: Resolute Lady (#9), Duke Of Lancaster (#2), Herecomesantorini (#8), Xuanfeng (#13), The Immortals (#5)



Horse/Jockey Name	Star Venture
Final Rank	1
Fastest Section Time (Section)	0:11.13 (1000m)
Top Speed [km/h] (Section)	66.8 (1000m)
Race State	Finished



Sunshine CoastProfessional

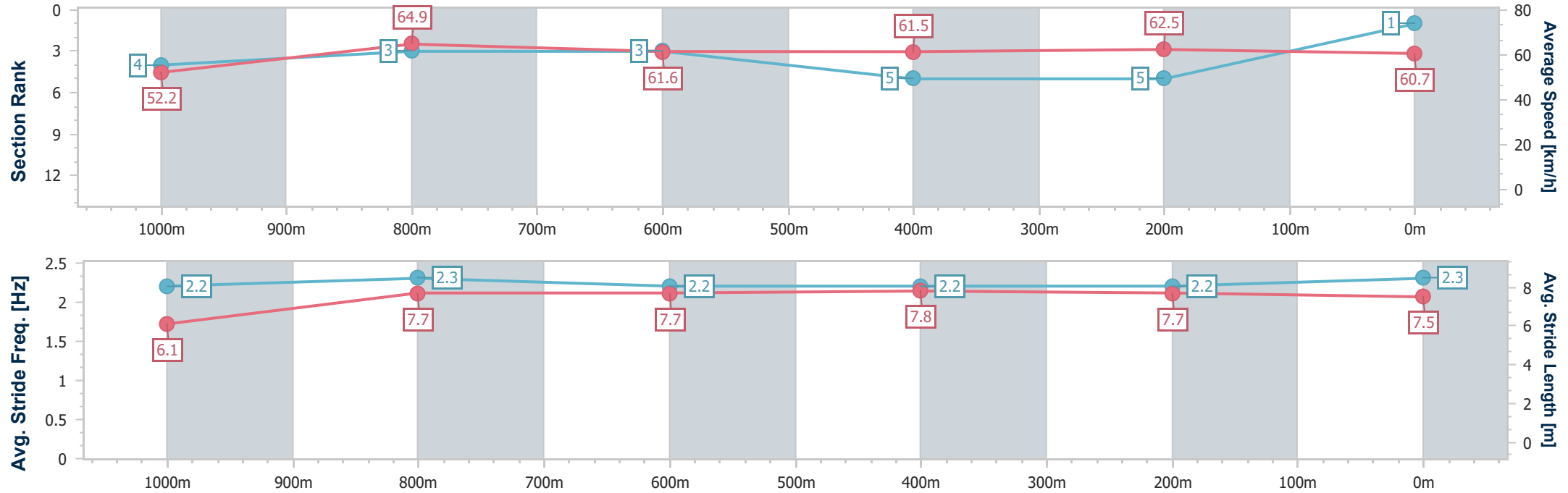
Race 4: JPI LININGS RATINGS BAND 0 - 58 Handicap - 1200m



05 December 2025 - 19:30

Track Rating: Good 4, Weather: Fine, Rail Position: 5 metres Entire Course.

Section	Overall	1000m	800m	600m	400m	200m							
Section Times	1:11.92 [1] (0:13.83)	0:58.09 [4] (0:11.13)	0:46.96 [3] (0:11.80)	0:35.16 [3] (0:11.78)	0:23.38 [5] (0:11.54)	0:11.84 [5] (0:11.84)							
Average Speed [km/h]	52.2	64.9	61.6	61.5	62.5	60.7							
Top Speed [km/h]	66.4	66.8	63.7	63.0	63.5	62.1							
Avg. Dist. to Rail [m]	4.0	2.6	1.5	1.1	1.8	2.6							
Avg. Stride Freq. [Hz]	2.2	2.3	2.2	2.2	2.2	2.3							
Avg. Stride Length [m]	6.1	7.7	7.7	7.8	7.7	7.5							



- [ ] Ranking at each section and finish
- .-.- No data available at this section
- NA No data available



Horse/Jockey Name	Inquisitor
Final Rank	2
Fastest Section Time (Section)	0:11.22 (1000m)
Top Speed [km/h] (Section)	69.6 (Overall)
Race State	Finished



Sunshine CoastProfessional

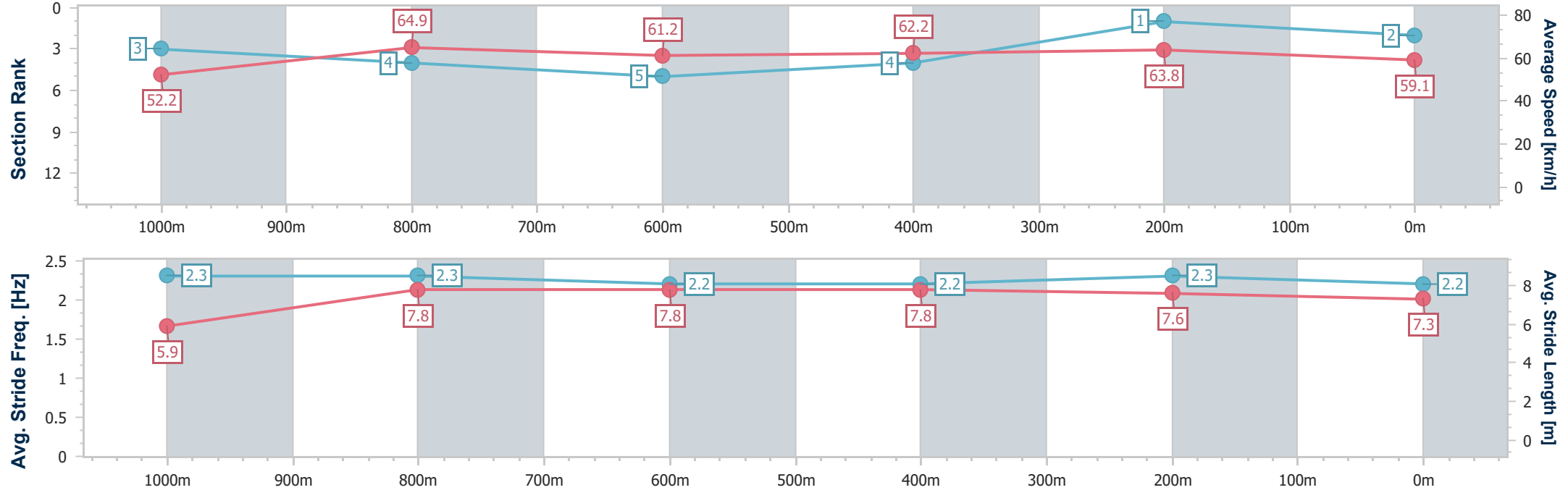
Race 4: JPI LININGS RATINGS BAND 0 - 58 Handicap - 1200m



05 December 2025 - 19:30

Track Rating: Good 4, Weather: Fine, Rail Position: 5 metres Entire Course.

Section	Overall	1000m	800m	600m	400m	200m								
Section Times	1:11.99 [2] (0:13.76)	0:58.23 [3] (0:11.22)	0:47.01 [4] (0:11.91)	0:35.10 [5] (0:11.64)	0:23.46 [4] (0:11.29)	0:12.17 [1] (0:12.17)								
Average Speed [km/h]	52.2	64.9	61.2	62.2	63.8	59.1								
Top Speed [km/h]	69.6	66.6	61.7	64.5	65.4	62.2								
Avg. Dist. to Rail [m]	6.6	3.6	2.4	1.0	2.3	3.0								
Avg. Stride Freq. [Hz]	2.3	2.3	2.2	2.2	2.3	2.2								
Avg. Stride Length [m]	5.9	7.8	7.8	7.8	7.6	7.3								



- [ ] Ranking at each section and finish
- .-.- No data available at this section
- NA No data available



Horse/Jockey Name	Zimbara
Final Rank	3
Fastest Section Time (Section)	0:11.14 (1000m)
Top Speed [km/h] (Section)	66.3 (1000m)
Race State	Finished



Sunshine CoastProfessional

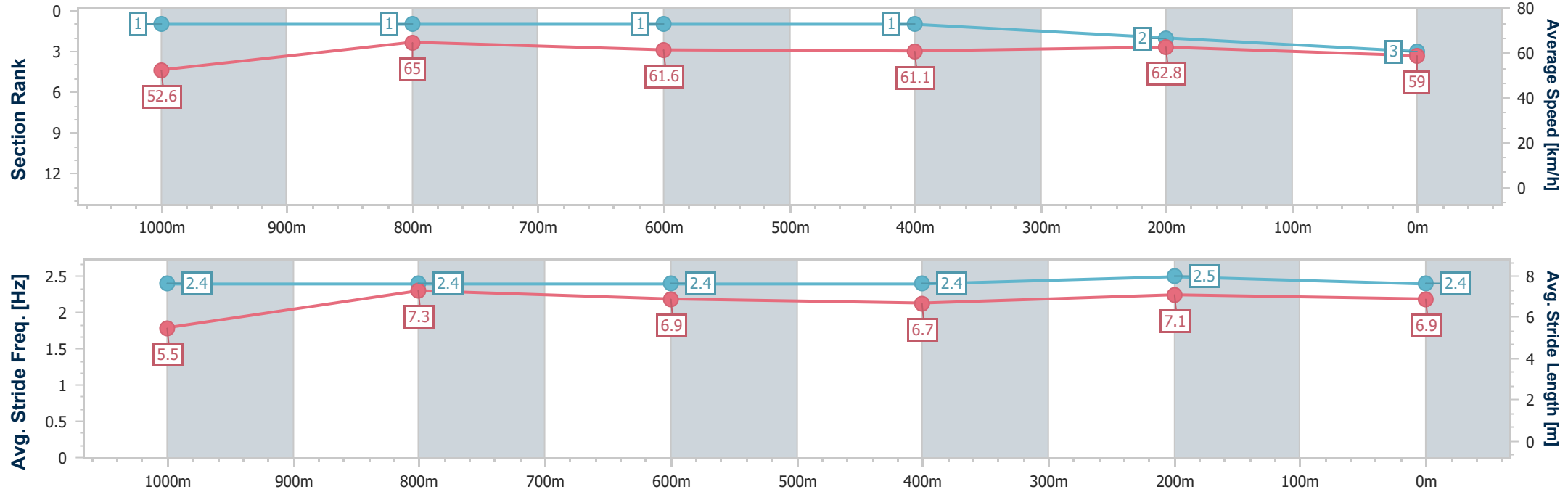
Race 4: JPI LININGS RATINGS BAND 0 - 58 Handicap - 1200m



05 December 2025 - 19:30

Track Rating: Good 4, Weather: Fine, Rail Position: 5 metres Entire Course.

Section	Overall	1000m	800m	600m	400m	200m							
Section Times	1:12.07 [3] (0:13.66)	0:58.41 [1] (0:11.14)	0:47.27 [1] (0:11.80)	0:35.47 [1] (0:11.80)	0:23.67 [1] (0:11.47)	0:12.20 [2] (0:12.20)							
Average Speed [km/h]	52.6	65.0	61.6	61.1	62.8	59.0							
Top Speed [km/h]	66.1	66.3	62.9	62.5	63.4	61.4							
Avg. Dist. to Rail [m]	3.1	2.4	1.4	0.4	0.3	0.5							
Avg. Stride Freq. [Hz]	2.4	2.4	2.4	2.4	2.5	2.4							
Avg. Stride Length [m]	5.5	7.3	6.9	6.7	7.1	6.9							



- [ ] Ranking at each section and finish
- .-.- No data available at this section
- NA No data available





Horse/Jockey Name	Show Me The Stars
Final Rank	4
Fastest Section Time (Section)	0:11.17 (1000m)
Top Speed [km/h] (Section)	68.2 (Overall)
Race State	Finished



Sunshine CoastProfessional

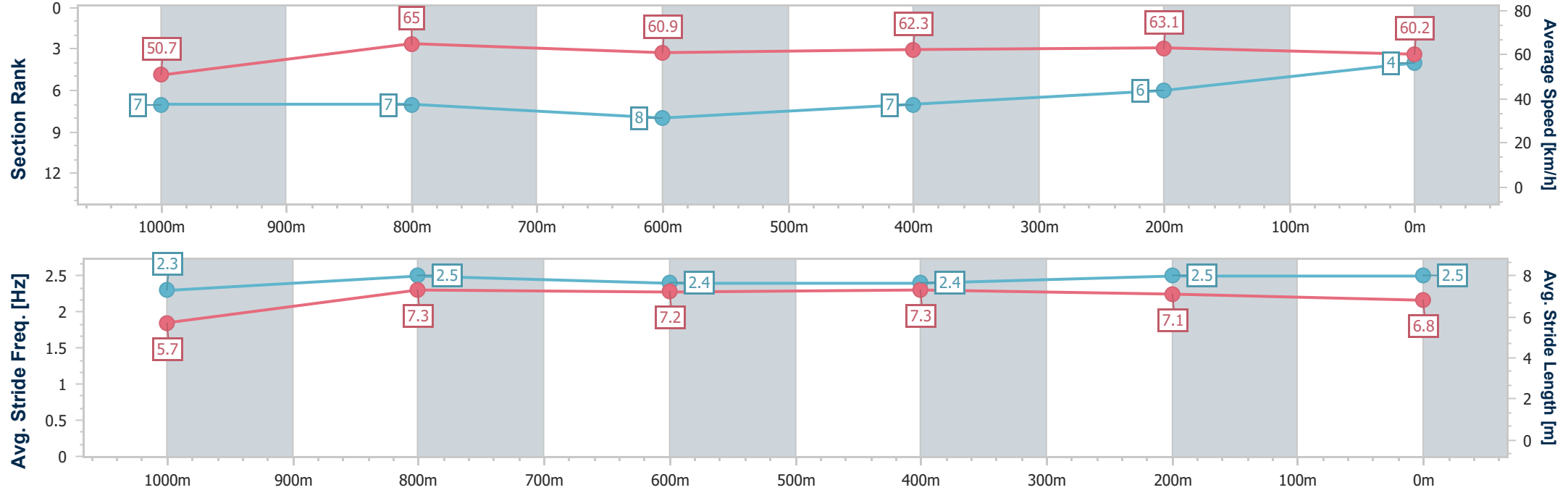
Race 4: JPI LININGS RATINGS BAND 0 - 58 Handicap - 1200m



05 December 2025 - 19:30

Track Rating: Good 4, Weather: Fine, Rail Position: 5 metres Entire Course.

Section	Overall	1000m	800m	600m	400m	200m							
Section Times	1:12.15 [4] (0:14.16)	0:57.99 [7] (0:11.17)	0:46.82 [7] (0:11.88)	0:34.94 [8] (0:11.57)	0:23.37 [7] (0:11.38)	0:11.99 [6] (0:11.99)							
Average Speed [km/h]	50.7	65.0	60.9	62.3	63.1	60.2							
Top Speed [km/h]	68.2	66.6	62.3	64.1	64.3	61.9							
Avg. Dist. to Rail [m]	4.3	2.4	1.1	0.7	4.5	6.7							
Avg. Stride Freq. [Hz]	2.3	2.5	2.4	2.4	2.5	2.5							
Avg. Stride Length [m]	5.7	7.3	7.2	7.3	7.1	6.8							



- [ ] Ranking at each section and finish
- .-.-.- No data available at this section
- NA No data available



Horse/Jockey Name	East West Miss
Final Rank	5
Fastest Section Time (Section)	0:11.11 (1000m)
Top Speed [km/h] (Section)	67.7 (1000m)
Race State	Finished



Sunshine CoastProfessional

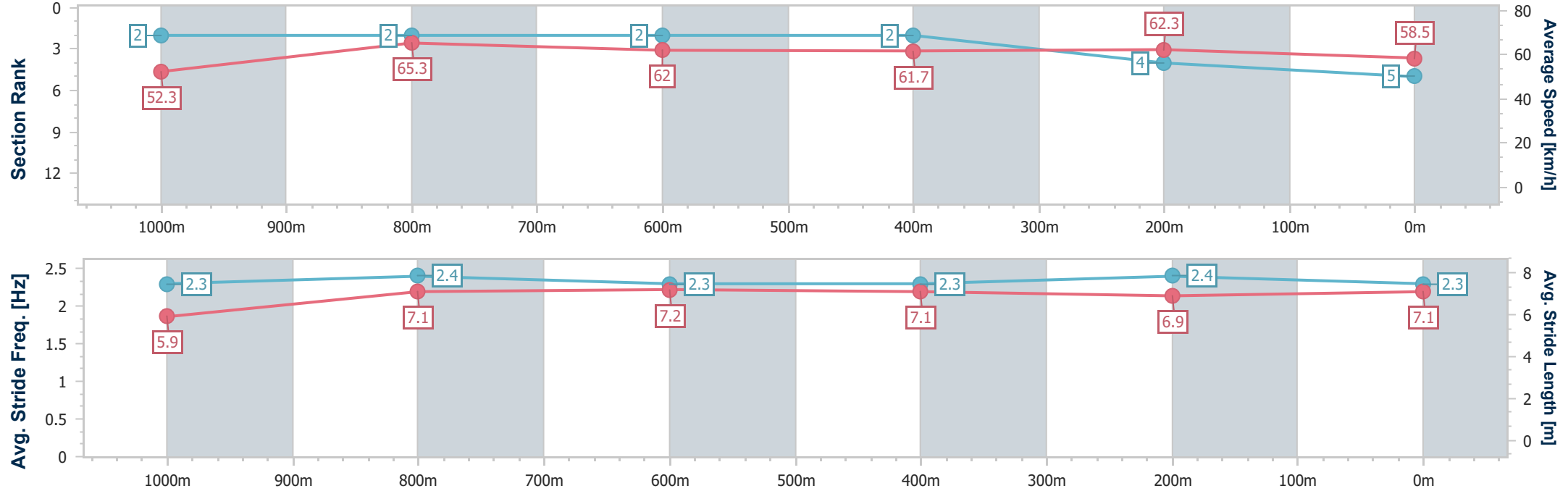
Race 4: JPI LININGS RATINGS BAND 0 - 58 Handicap - 1200m



05 December 2025 - 19:30

Track Rating: Good 4, Weather: Fine, Rail Position: 5 metres Entire Course.

Section	Overall	1000m	800m	600m	400m	200m							
Section Times	1:12.26 [5] (0:13.75)	0:58.51 [2] (0:11.11)	0:47.40 [2] (0:11.79)	0:35.61 [2] (0:11.76)	0:23.85 [2] (0:11.57)	0:12.28 [4] (0:12.28)							
Average Speed [km/h]	52.3	65.3	62.0	61.7	62.3	58.5							
Top Speed [km/h]	66.7	67.7	62.5	62.9	63.0	60.6							
Avg. Dist. to Rail [m]	8.2	4.2	2.4	1.4	1.3	2.7							
Avg. Stride Freq. [Hz]	2.3	2.4	2.3	2.3	2.4	2.3							
Avg. Stride Length [m]	5.9	7.1	7.2	7.1	6.9	7.1							



- [ ] Ranking at each section and finish
- .-.- No data available at this section
- NA No data available



Horse/Jockey Name	Gamadale Nip
Final Rank	6
Fastest Section Time (Section)	0:11.14 (1000m)
Top Speed [km/h] (Section)	68.1 (1000m)
Race State	Finished



Sunshine CoastProfessional

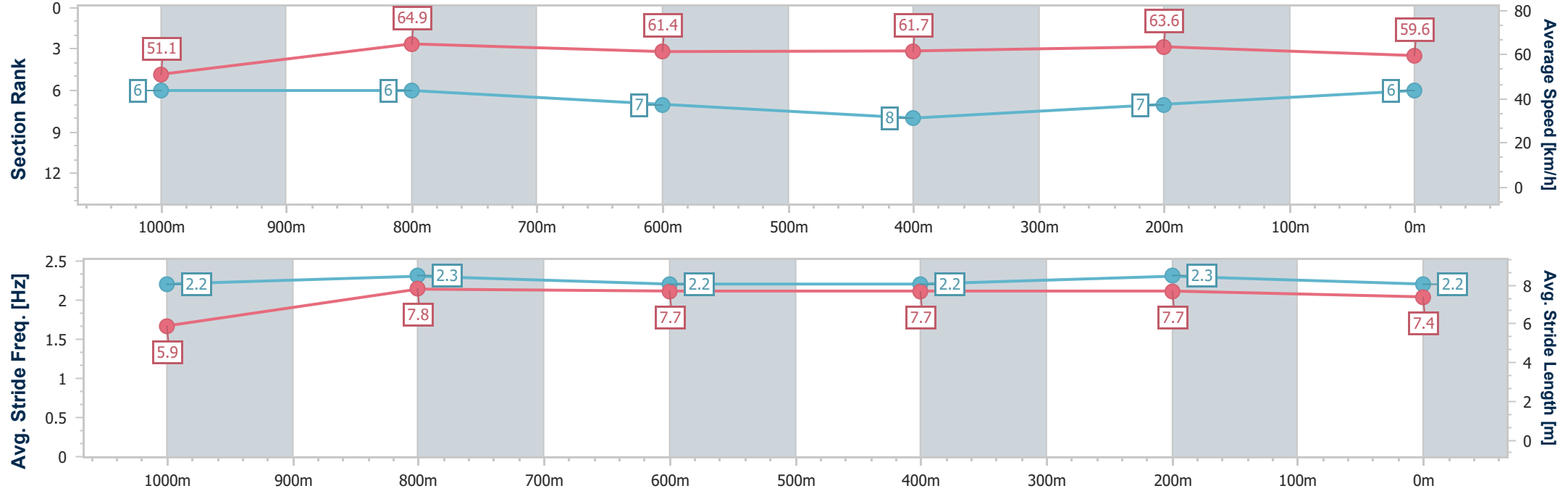
Race 4: JPI LININGS RATINGS BAND 0 - 58 Handicap - 1200m



05 December 2025 - 19:30

Track Rating: Good 4, Weather: Fine, Rail Position: 5 metres Entire Course.

Section	Overall	1000m	800m	600m	400m	200m							
Section Times	1:12.28 [6] (0:14.13)	0:58.15 [6] (0:11.14)	0:47.01 [6] (0:11.89)	0:35.12 [7] (0:11.71)	0:23.41 [8] (0:11.34)	0:12.07 [7] (0:12.07)							
Average Speed [km/h]	51.1	64.9	61.4	61.7	63.6	59.6							
Top Speed [km/h]	66.2	68.1	62.3	63.2	64.3	62.7							
Avg. Dist. to Rail [m]	4.6	3.0	2.1	0.7	2.9	6.5							
Avg. Stride Freq. [Hz]	2.2	2.3	2.2	2.2	2.3	2.2							
Avg. Stride Length [m]	5.9	7.8	7.7	7.7	7.7	7.4							



- [ ] Ranking at each section and finish
- .-.- No data available at this section
- NA No data available



Horse/Jockey Name	Riva D'amor
Final Rank	7
Fastest Section Time (Section)	0:11.12 (1000m)
Top Speed [km/h] (Section)	66.9 (1000m)
Race State	Finished



Sunshine CoastProfessional

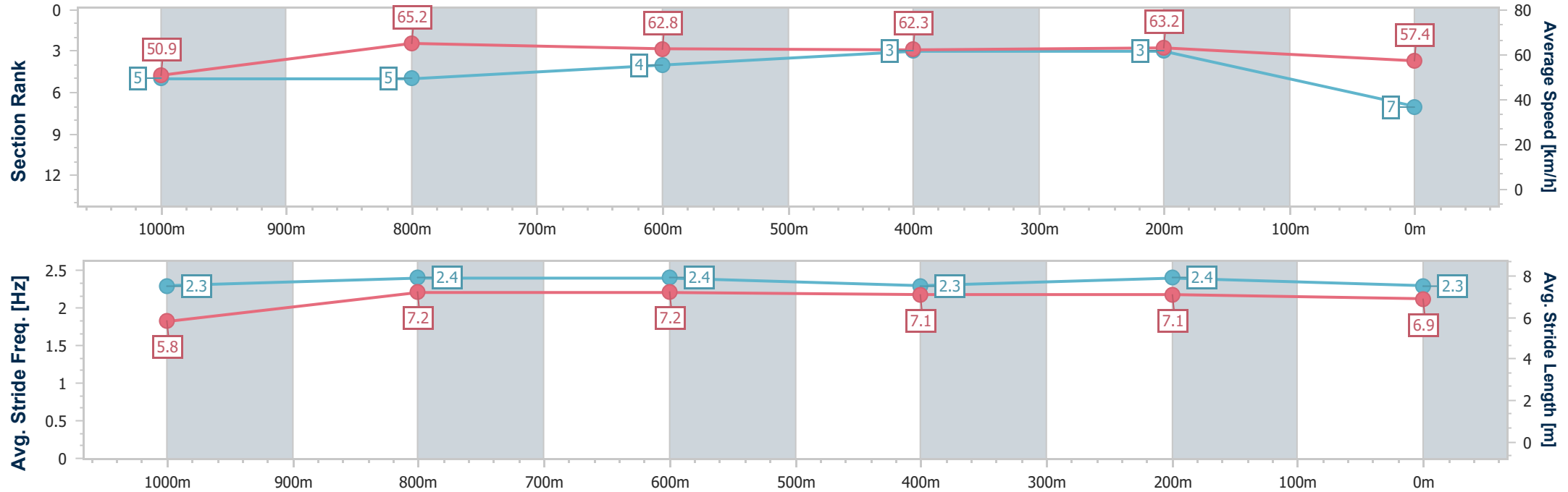
Race 4: JPI LININGS RATINGS BAND 0 - 58 Handicap - 1200m



05 December 2025 - 19:30

Track Rating: Good 4, Weather: Fine, Rail Position: 5 metres Entire Course.

Section	Overall	1000m	800m	600m	400m	200m							
Section Times	1:12.49 [7] (0:14.13)	0:58.36 [5] (0:11.12)	0:47.24 [5] (0:11.62)	0:35.62 [4] (0:11.66)	0:23.96 [3] (0:11.40)	0:12.56 [3] (0:12.56)							
Average Speed [km/h]	50.9	65.2	62.8	62.3	63.2	57.4							
Top Speed [km/h]	66.5	66.9	63.5	63.0	64.3	61.2							
Avg. Dist. to Rail [m]	5.7	3.7	2.2	1.6	3.1	5.2							
Avg. Stride Freq. [Hz]	2.3	2.4	2.4	2.3	2.4	2.3							
Avg. Stride Length [m]	5.8	7.2	7.2	7.1	7.1	6.9							



- [ ] Ranking at each section and finish
- .-.- No data available at this section
- NA No data available



Horse/Jockey Name	Brave Jet
Final Rank	8
Fastest Section Time (Section)	0:11.05 (1000m)
Top Speed [km/h] (Section)	66.8 (1000m)
Race State	Finished



Sunshine CoastProfessional

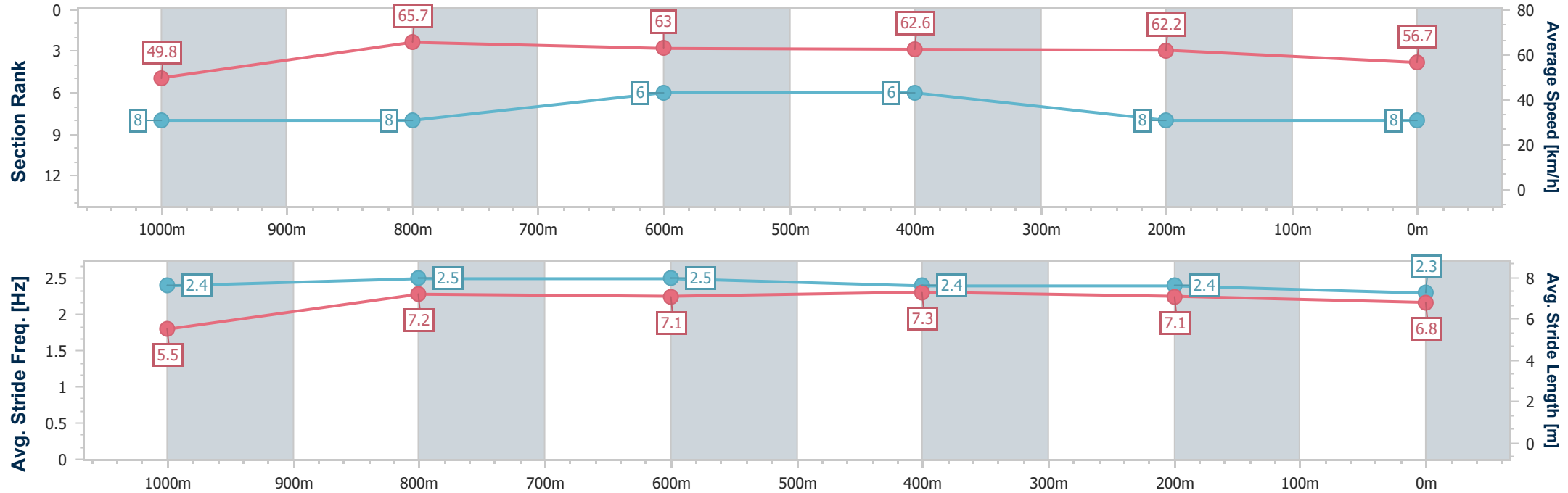
Race 4: JPI LININGS RATINGS BAND 0 - 58 Handicap - 1200m



05 December 2025 - 19:30

Track Rating: Good 4, Weather: Fine, Rail Position: 5 metres Entire Course.

Section	Overall	1000m	800m	600m	400m	200m							
Section Times	1:12.93 [8] (0:14.48)	0:58.45 [8] (0:11.05)	0:47.40 [8] (0:11.53)	0:35.87 [6] (0:11.59)	0:24.28 [6] (0:11.58)	0:12.70 [8] (0:12.70)							
Average Speed [km/h]	49.8	65.7	63.0	62.6	62.2	56.7							
Top Speed [km/h]	64.9	66.8	64.7	64.7	64.6	60.8							
Avg. Dist. to Rail [m]	5.1	2.7	1.6	1.4	4.5	7.1							
Avg. Stride Freq. [Hz]	2.4	2.5	2.5	2.4	2.4	2.3							
Avg. Stride Length [m]	5.5	7.2	7.1	7.3	7.1	6.8							





Sunshine Coast Professional  
Race 5: ACCESS INSULATION FRASER COAST OPEN Handicap - 1000m  
05 December 2025 - 20:00



Track Rating: Good 4, Weather: Fine, Rail Position: 5 metres Entire Course.

Section		Overall				800m				600m				400m				200m				Last 600m			
Field Times		0:57.21 (0:13.12)				0:44.09 (0:10.80)				0:33.29 (0:10.88)				0:22.41 (0:10.72)				0:11.69 (0:11.69)				0:33.29			
Rank	TAB	Horse/Jockey	Barrier	Top Speed [km/h]	Fastest Section	Margin				Distance Travelled [m]															
1	6	KING YOSHI	3	68.8	0:10.72	0:57.21 [1]	0:44.09 [1]	0:33.29 [1]	0:22.41 [1]	0:11.69 [1]	0:57.21	0:33.29													
		Angela Jones		800m	400m	(0:13.12)	(0:10.80)	(0:10.88)	(0:10.72)	(0:11.69)															
2	4	HOLY RACKET	2	68.3	0:10.75	0:57.66 [2]	0:44.34 [2]	0:33.53 [2]	0:22.63 [2]	0:11.88 [2]	2.65L	0:33.53	+2												
		Cody Collis		800m	400m	(0:13.32)	(0:10.81)	(0:10.90)	(0:10.75)	(0:11.88)															
3	2	LOST IN TRANSIT	8	68.6	0:10.70	0:57.79 [3]	0:44.04 [7]	0:33.12 [7]	0:22.22 [7]	0:11.52 [6]	3.42L	0:33.12	+1												
		Jasper Franklin		400m	400m	(0:13.75)	(0:10.92)	(0:10.90)	(0:10.70)	(0:11.52)															
4	1	I AM ARTIE	7	67.4	0:10.80	0:57.85 [4]	0:43.96 [8]	0:33.07 [8]	0:22.15 [8]	0:11.35 [8]	3.81L	0:33.07	+3												
		Corey Sutherland		800m	400m	(0:13.89)	(0:10.89)	(0:10.92)	(0:10.80)	(0:11.35)															
5	7	MR GALAZI	6	69.0	0:10.77	0:57.93 [5]	0:44.53 [3]	0:33.76 [3]	0:22.80 [3]	0:11.88 [4]	4.26L	0:33.76	+3												
		Georgina Cartwright		800m	800m	(0:13.40)	(0:10.77)	(0:10.96)	(0:10.92)	(0:11.88)															
6	8	THELWELL	4	68.6	0:10.75	0:57.94 [6]	0:44.37 [4]	0:33.45 [5]	0:22.70 [5]	0:11.91 [3]	4.3L	0:33.45	+3												
		Olivia Webb		600m	600m	(0:13.57)	(0:10.92)	(0:10.75)	(0:10.79)	(0:11.91)															
7	3	MASTER SHOWMAN	5	67.2	0:10.80	0:57.98 [7]	0:44.27 [6]	0:33.32 [6]	0:22.52 [6]	0:11.64 [7]	4.53L	0:33.32	+0												
		Ben Thompson		600m	600m	(0:13.71)	(0:10.95)	(0:10.80)	(0:10.88)	(0:11.64)															
8	5	RISE OF THE MASSES	1	68.5	0:10.70	0:58.05 [8]	0:44.41 [5]	0:33.71 [4]	0:22.85 [4]	0:11.90 [5]	4.99L	0:33.71	-1												
		Damien Thornton		800m	800m	(0:13.64)	(0:10.70)	(0:10.86)	(0:10.95)	(0:11.90)															

Scratched: Alloutatime (#9)



Horse/Jockey Name	King Yoshi
Final Rank	1
Fastest Section Time (Section)	0:10.72 (400m)
Top Speed [km/h] (Section)	68.8 (800m)
Race State	Finished

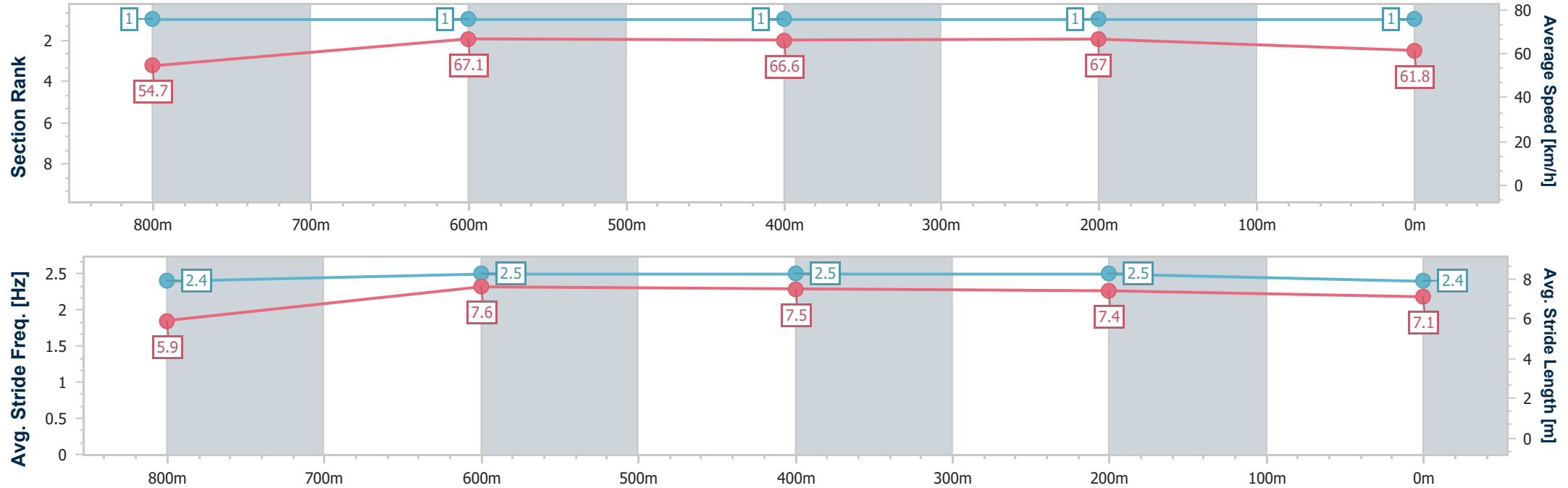


Sunshine CoastProfessional  
Race 5: ACCESS INSULATION FRASER COAST OPEN  
Handicap - 1000m



05 December 2025 - 20:00  
Track Rating: Good 4, Weather: Fine, Rail Position: 5 metres Entire Course.

Section	Overall	800m	600m	400m	200m									
Section Times	0:57.21 [1] (0:13.12)	0:44.09 [1] (0:10.80)	0:33.29 [1] (0:10.88)	0:22.41 [1] (0:10.72)	0:11.69 [1] (0:11.69)									
Average Speed [km/h]	54.7	67.1	66.6	67.0	61.8									
Top Speed [km/h]	68.8	68.8	67.5	68.0	66.2									
Avg. Dist. to Rail [m]	3.3	1.7	1.2	0.6	2.6									
Avg. Stride Freq. [Hz]	2.4	2.5	2.5	2.5	2.4									
Avg. Stride Length [m]	5.9	7.6	7.5	7.4	7.1									



- [ ] Ranking at each section and finish
- .-.- No data available at this section
- NA No data available



Horse/Jockey Name	Holy Racket
Final Rank	2
Fastest Section Time (Section)	0:10.75 (400m)
Top Speed [km/h] (Section)	68.3 (800m)
Race State	Finished



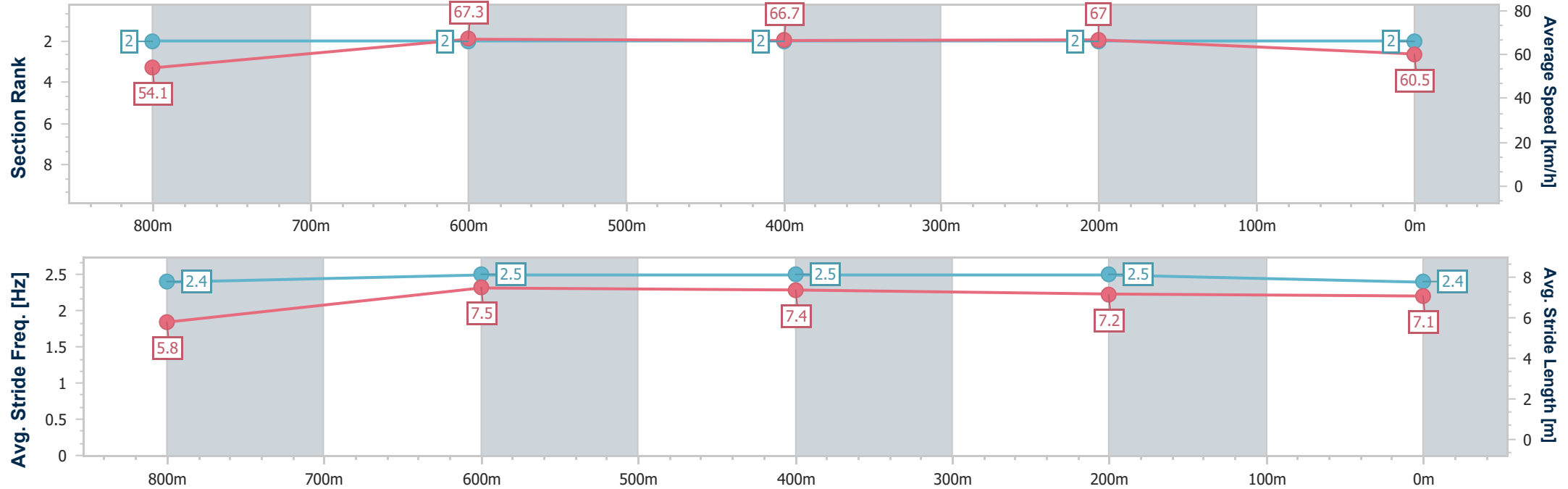
Sunshine CoastProfessional  
Race 5: ACCESS INSULATION FRASER COAST OPEN  
Handicap - 1000m



05 December 2025 - 20:00

Track Rating: Good 4, Weather: Fine, Rail Position: 5 metres Entire Course.

Section	Overall	800m	600m	400m	200m									
Section Times	0:57.66 [2] (0:13.32)	0:44.34 [2] (0:10.81)	0:33.53 [2] (0:10.90)	0:22.63 [2] (0:10.75)	0:11.88 [2] (0:11.88)									
Average Speed [km/h]	54.1	67.3	66.7	67.0	60.5									
Top Speed [km/h]	68.1	68.3	67.9	68.2	65.6									
Avg. Dist. to Rail [m]	2.8	2.7	1.4	1.4	3.8									
Avg. Stride Freq. [Hz]	2.4	2.5	2.5	2.5	2.4									
Avg. Stride Length [m]	5.8	7.5	7.4	7.2	7.1									



- [ ] Ranking at each section and finish
- .-.- No data available at this section
- NA No data available





Horse/Jockey Name	Lost In Transit
Final Rank	3
Fastest Section Time (Section)	0:10.70 (400m)
Top Speed [km/h] (Section)	68.6 (400m)
Race State	Finished



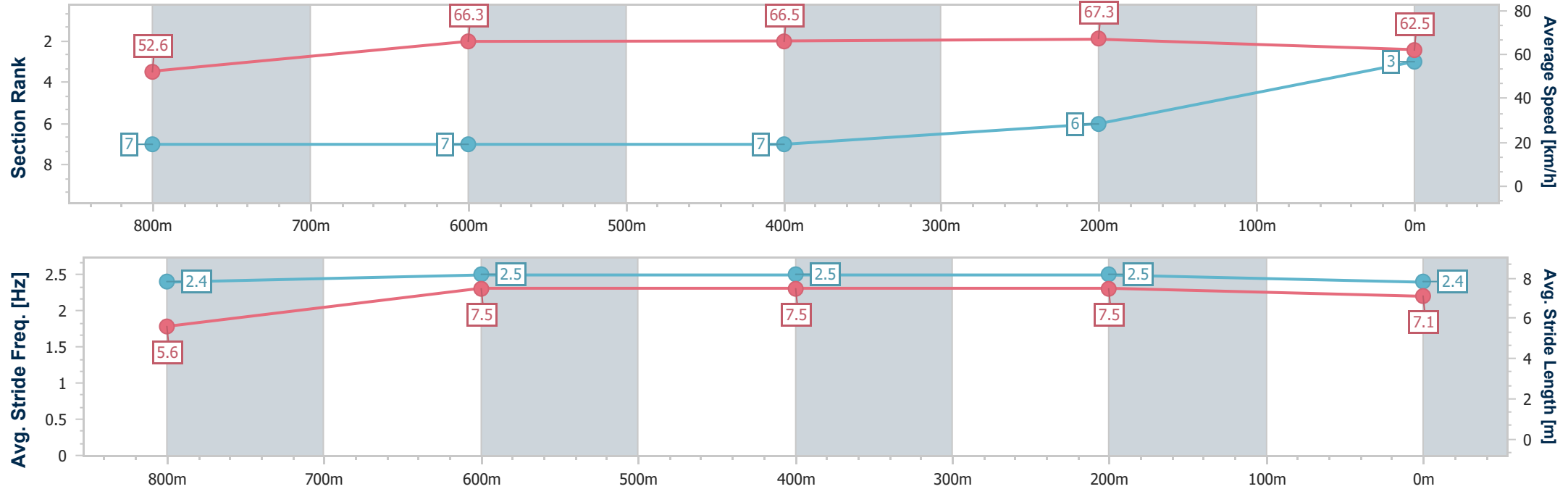
Sunshine CoastProfessional  
Race 5: ACCESS INSULATION FRASER COAST OPEN  
Handicap - 1000m



05 December 2025 - 20:00

Track Rating: Good 4, Weather: Fine, Rail Position: 5 metres Entire Course.

Section	Overall	800m	600m	400m	200m									
Section Times	0:57.79 [3] (0:13.75)	0:44.04 [7] (0:10.92)	0:33.12 [7] (0:10.90)	0:22.22 [7] (0:10.70)	0:11.52 [6] (0:11.52)									
Average Speed [km/h]	52.6	66.3	66.5	67.3	62.5									
Top Speed [km/h]	66.7	67.0	67.7	68.6	65.5									
Avg. Dist. to Rail [m]	8.8	2.7	1.0	3.3	5.4									
Avg. Stride Freq. [Hz]	2.4	2.5	2.5	2.5	2.4									
Avg. Stride Length [m]	5.6	7.5	7.5	7.5	7.1									



- [ ] Ranking at each section and finish
- .-.- No data available at this section
- NA No data available



Horse/Jockey Name	I Am Artie
Final Rank	4
Fastest Section Time (Section)	0:10.80 (400m)
Top Speed [km/h] (Section)	67.4 (800m)
Race State	Finished



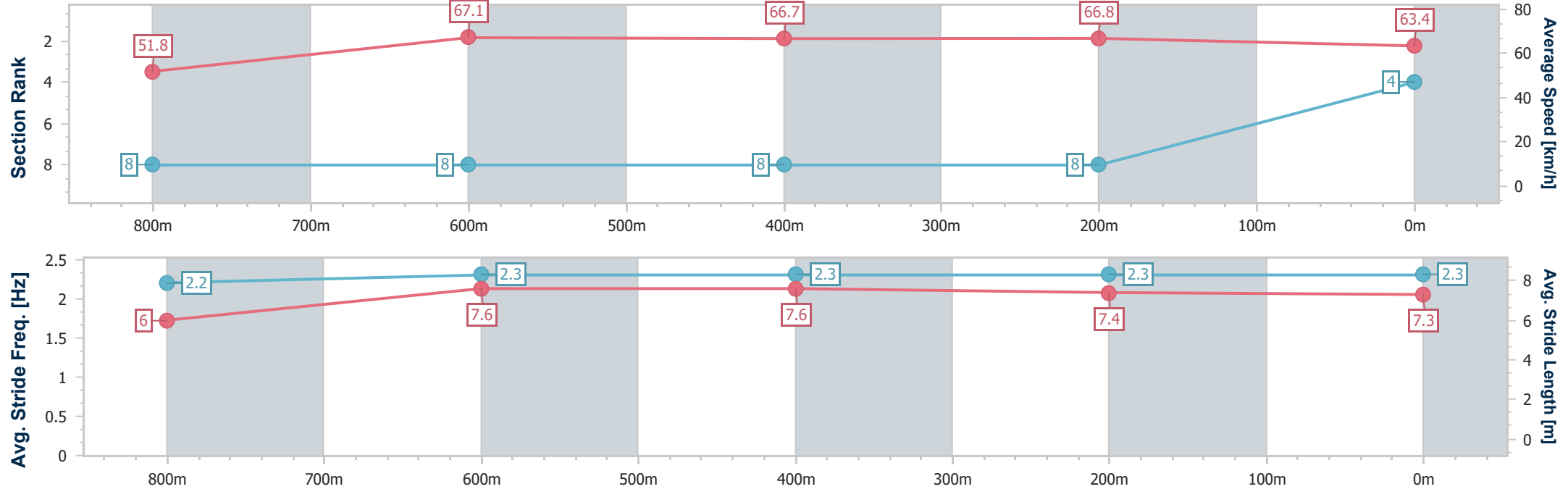
Sunshine CoastProfessional  
Race 5: ACCESS INSULATION FRASER COAST OPEN  
Handicap - 1000m



05 December 2025 - 20:00

Track Rating: Good 4, Weather: Fine, Rail Position: 5 metres Entire Course.

Section	Overall	800m	600m	400m	200m									
Section Times	0:57.85 [4] (0:13.89)	0:43.96 [8] (0:10.89)	0:33.07 [8] (0:10.92)	0:22.15 [8] (0:10.80)	0:11.35 [8] (0:11.35)									
Average Speed [km/h]	51.8	67.1	66.7	66.8	63.4									
Top Speed [km/h]	66.3	67.4	67.3	67.3	65.9									
Avg. Dist. to Rail [m]	6.8	3.3	2.1	4.4	6.9									
Avg. Stride Freq. [Hz]	2.2	2.3	2.3	2.3	2.3									
Avg. Stride Length [m]	6.0	7.6	7.6	7.4	7.3									



- [ ] Ranking at each section and finish
- .-.- No data available at this section
- NA No data available



Horse/Jockey Name	Mr Galazi
Final Rank	5
Fastest Section Time (Section)	0:10.77 (800m)
Top Speed [km/h] (Section)	69.0 (800m)
Race State	Finished



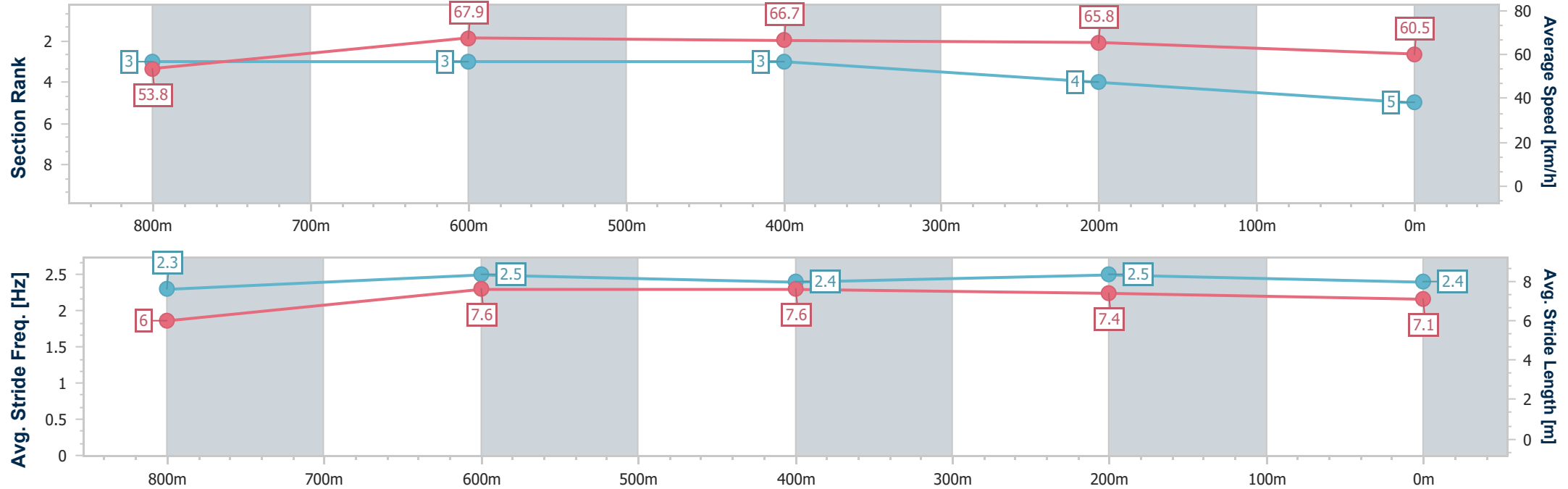
Sunshine CoastProfessional  
Race 5: ACCESS INSULATION FRASER COAST OPEN  
Handicap - 1000m



05 December 2025 - 20:00

Track Rating: Good 4, Weather: Fine, Rail Position: 5 metres Entire Course.

Section	Overall	800m	600m	400m	200m									
Section Times	0:57.93 [5] (0:13.40)	0:44.53 [3] (0:10.77)	0:33.76 [3] (0:10.96)	0:22.80 [3] (0:10.92)	0:11.88 [4] (0:11.88)									
Average Speed [km/h]	53.8	67.9	66.7	65.8	60.5									
Top Speed [km/h]	68.6	69.0	67.6	67.1	63.9									
Avg. Dist. to Rail [m]	6.9	3.6	2.2	3.6	4.7									
Avg. Stride Freq. [Hz]	2.3	2.5	2.4	2.5	2.4									
Avg. Stride Length [m]	6.0	7.6	7.6	7.4	7.1									



- [ ] Ranking at each section and finish
- .-.- No data available at this section
- NA No data available



Horse/Jockey Name	Thelwell
Final Rank	6
Fastest Section Time (Section)	0:10.75 (600m)
Top Speed [km/h] (Section)	68.6 (600m)
Race State	Finished



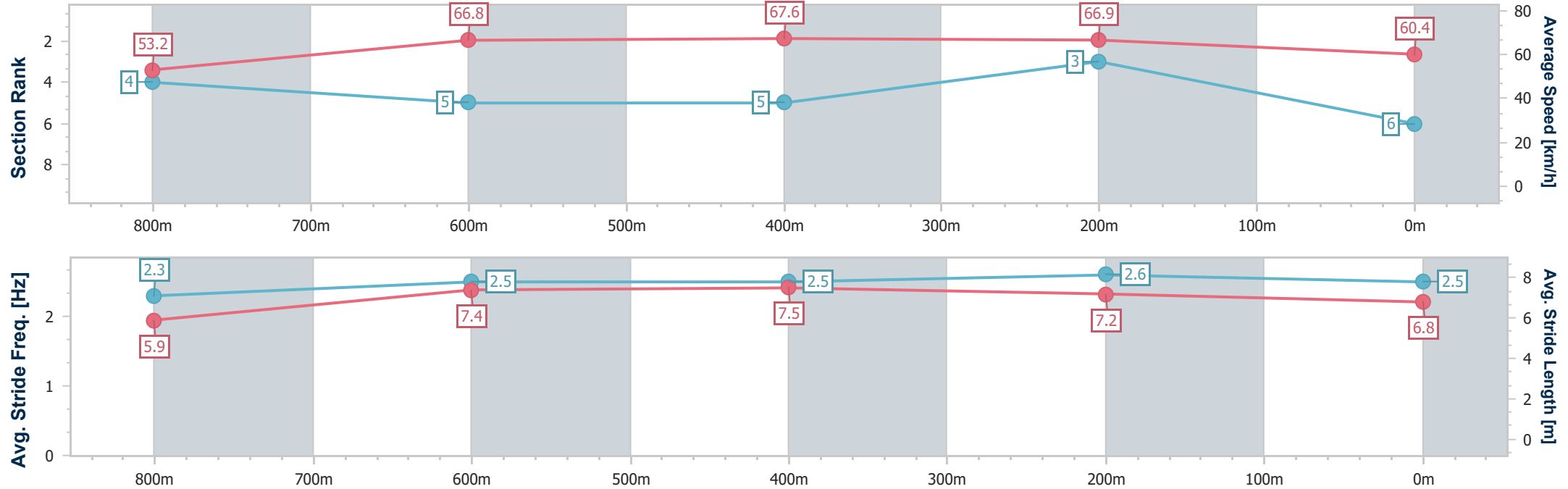
Sunshine CoastProfessional  
Race 5: ACCESS INSULATION FRASER COAST OPEN  
Handicap - 1000m



05 December 2025 - 20:00

Track Rating: Good 4, Weather: Fine, Rail Position: 5 metres Entire Course.

Section	Overall	800m	600m	400m	200m									
Section Times	0:57.94 [6] (0:13.57)	0:44.37 [4] (0:10.92)	0:33.45 [5] (0:10.75)	0:22.70 [5] (0:10.79)	0:11.91 [3] (0:11.91)									
Average Speed [km/h]	53.2	66.8	67.6	66.9	60.4									
Top Speed [km/h]	67.7	68.3	68.6	68.3	65.6									
Avg. Dist. to Rail [m]	4.2	3.4	1.5	2.1	1.0									
Avg. Stride Freq. [Hz]	2.3	2.5	2.5	2.6	2.5									
Avg. Stride Length [m]	5.9	7.4	7.5	7.2	6.8									



- [ ] Ranking at each section and finish
- .-.- No data available at this section
- NA No data available



Horse/Jockey Name	Master Showman
Final Rank	7
Fastest Section Time (Section)	0:10.80 (600m)
Top Speed [km/h] (Section)	67.2 (600m)
Race State	Finished



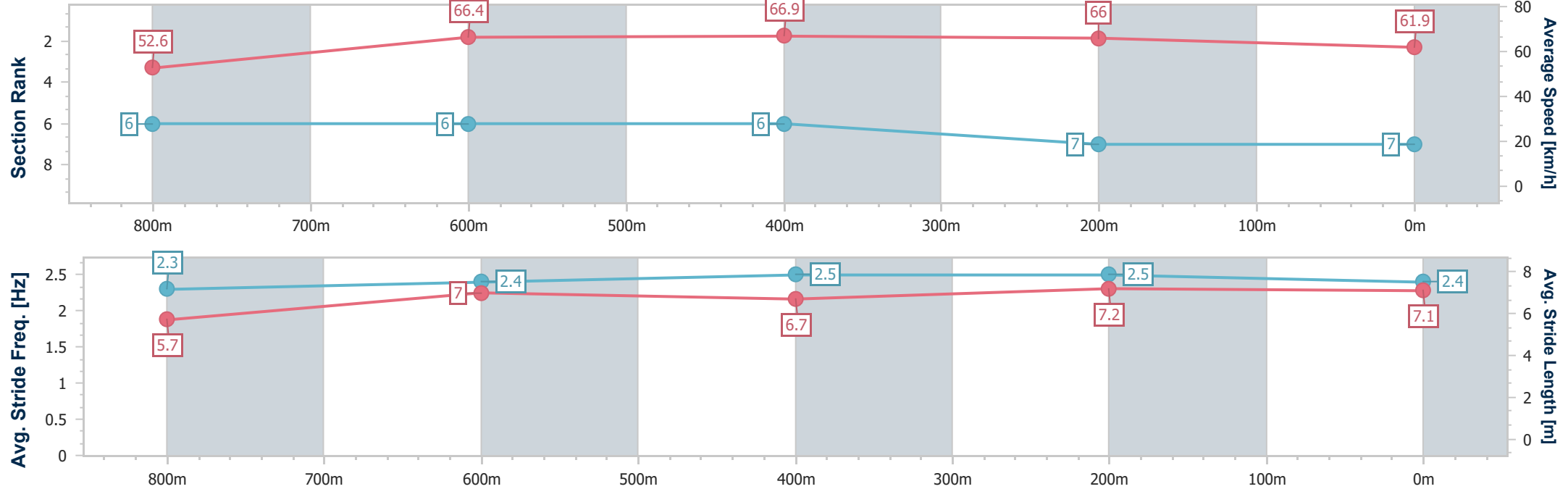
Sunshine CoastProfessional  
Race 5: ACCESS INSULATION FRASER COAST OPEN  
Handicap - 1000m



05 December 2025 - 20:00

Track Rating: Good 4, Weather: Fine, Rail Position: 5 metres Entire Course.

Section	Overall	800m	600m	400m	200m									
Section Times	0:57.98 [7] (0:13.71)	0:44.27 [6] (0:10.95)	0:33.32 [6] (0:10.80)	0:22.52 [6] (0:10.88)	0:11.64 [7] (0:11.64)									
Average Speed [km/h]	52.6	66.4	66.9	66.0	61.9									
Top Speed [km/h]	66.3	67.1	67.2	66.9	64.5									
Avg. Dist. to Rail [m]	6.4	3.0	0.3	1.3	2.0									
Avg. Stride Freq. [Hz]	2.3	2.4	2.5	2.5	2.4									
Avg. Stride Length [m]	5.7	7.0	6.7	7.2	7.1									



- [ ] Ranking at each section and finish
- .-.- No data available at this section
- NA No data available



Horse/Jockey Name	Rise Of The Masses
Final Rank	8
Fastest Section Time (Section)	0:10.70 (800m)
Top Speed [km/h] (Section)	68.5 (800m)
Race State	Finished



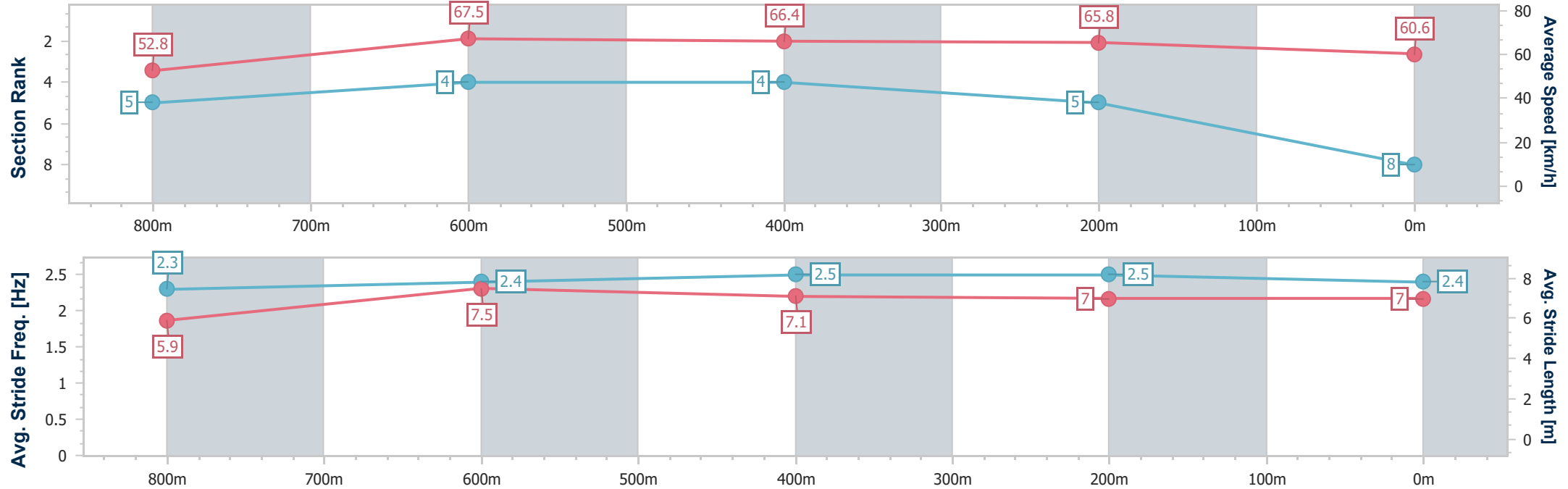
Sunshine CoastProfessional  
Race 5: ACCESS INSULATION FRASER COAST OPEN  
Handicap - 1000m



05 December 2025 - 20:00

Track Rating: Good 4, Weather: Fine, Rail Position: 5 metres Entire Course.

Section	Overall	800m	600m	400m	200m									
Section Times	0:58.05 [8] (0:13.64)	0:44.41 [5] (0:10.70)	0:33.71 [4] (0:10.86)	0:22.85 [4] (0:10.95)	0:11.90 [5] (0:11.90)									
Average Speed [km/h]	52.8	67.5	66.4	65.8	60.6									
Top Speed [km/h]	68.0	68.5	66.9	67.4	63.5									
Avg. Dist. to Rail [m]	2.2	1.4	0.7	0.8	1.3									
Avg. Stride Freq. [Hz]	2.3	2.4	2.5	2.5	2.4									
Avg. Stride Length [m]	5.9	7.5	7.1	7.0	7.0									



- [ ] Ranking at each section and finish
- .-.- No data available at this section
- NA No data available



# Sunshine Coast Professional

## Race 6: KIRSTY PATTEN 60 NOT OUT Class 4 Handicap - 1800m

05 December 2025 - 20:30



Track Rating: Good 4, Weather: Fine, Rail Position: +5m

Section						Overall	1600m	1400m	1200m	1000m	800m	600m	Last 600m		
Field Times						1:50.92 (0:14.19)	1:36.73 (0:11.85)	1:24.88 (0:11.83)	1:13.05 (0:12.53)	1:00.52 (0:12.75)	0:47.77 (0:12.40)	0:35.37 (0:11.76)	0:35.37		
Rank	TAB	Horse/Jockey	Barrier	Top Speed [km/h]	Fastest Section									Distance Travelled [m]	
1	5	SAVANNAH GANGSTER	5	64.1	0:11.38	1:50.92 [1]	1:36.73 [1]	1:24.88 [1]	1:13.05 [1]	1:00.52 [1]	0:47.77 [1]	0:35.37 [1]	0:35.37		
		Ben Thompson		1600m	400m	(0:14.19)	(0:11.85)	(0:11.83)	(0:12.53)	(0:12.75)	(0:12.40)	(0:11.76)			
2	4	IONACELTIC	6	63.1	0:11.57	1:51.30 [2]	1:36.96 [2]	1:24.96 [2]	1:13.07 [2]	1:00.62 [2]	0:48.03 [2]	0:35.63 [2]	0:35.63 +4		
		Cody Collis		400m	400m	(0:14.34)	(0:12.00)	(0:11.89)	(0:12.45)	(0:12.59)	(0:12.40)	(0:11.85)			
3	3	HOLY FLASH	2	64.6	0:11.25	1:51.30 [3]	1:36.52 [5]	1:24.43 [5]	1:12.72 [5]	1:00.19 [5]	0:47.60 [5]	0:35.15 [5]	0:35.15 -2		
		Corey Sutherland		400m	400m	(0:14.78)	(0:12.09)	(0:11.71)	(0:12.53)	(0:12.59)	(0:12.45)	(0:11.86)			
4	6	RING BEARER	1	63.3	0:11.47	1:51.37 [4]	1:37.00 [3]	1:24.87 [3]	1:13.07 [3]	1:00.59 [3]	0:47.94 [3]	0:35.56 [3]	0:35.56 -1		
		Cejay Graham		400m	400m	(0:14.37)	(0:12.13)	(0:11.80)	(0:12.48)	(0:12.65)	(0:12.38)	(0:11.91)			
5	8	BIKER	3	63.5	0:11.61	1:52.02 [5]	1:37.36 [4]	1:25.40 [4]	1:13.60 [4]	1:01.13 [4]	0:48.59 [4]	0:36.11 [4]	0:36.11 +2		
		Raul Silvera Olivera		600m	400m	(0:14.66)	(0:11.96)	(0:11.80)	(0:12.47)	(0:12.54)	(0:12.48)	(0:11.87)			

Did Not Finish: Kerkorian (#7)

Scratched: The Irish (#1), Wirewalker (#2)



# Sunshine Coast Professional

## Race 6: KIRSTY PATTEN 60 NOT OUT Class 4 Handicap - 1800m

05 December 2025 - 20:30



Track Rating: Good 4, Weather: Fine, Rail Position: +5m

Section						400m	200m			Last 600m		
Field Times						0:23.61 (0:11.38)	0:12.23 (0:12.23)			0:35.37		
Rank	TAB	Horse/Jockey	Barrier	Top Speed [km/h]	Fastest Section			Margin			Distance Travelled [m]	
1	5	SAVANNAH GANGSTER	5	64.1	0:11.38	0:23.61 [1]	0:12.23 [1]	1:50.92			0:35.37	
		Ben Thompson		1600m	400m	(0:11.38)	(0:12.23)					
2	4	IONACELTIC	6	63.1	0:11.57	0:23.78 [2]	0:12.21 [2]	2.2L			0:35.63	+4
		Cody Collis		400m	400m	(0:11.57)	(0:12.21)					
3	3	HOLY FLASH	2	64.6	0:11.25	0:23.29 [5]	0:12.04 [4]	2.21L			0:35.15	-2
		Corey Sutherland		400m	400m	(0:11.25)	(0:12.04)					
4	6	RING BEARER	1	63.3	0:11.47	0:23.65 [3]	0:12.18 [3]	2.66L			0:35.56	-1
		Cejay Graham		400m	400m	(0:11.47)	(0:12.18)					
5	8	BIKER	3	63.5	0:11.61	0:24.24 [4]	0:12.63 [5]	6.46L			0:36.11	+2
		Raul Silvera Olivera		600m	400m	(0:11.61)	(0:12.63)					

Did Not Finish: Kerkorian (#7)

Scratched: The Irish (#1), Wirewalker (#2)

[ ] Ranking at each section and finish  
-:---: No data available at this section  
NA No data available

SCN Saddle cloth number  
DNF Did not finish  
DNT Did not track





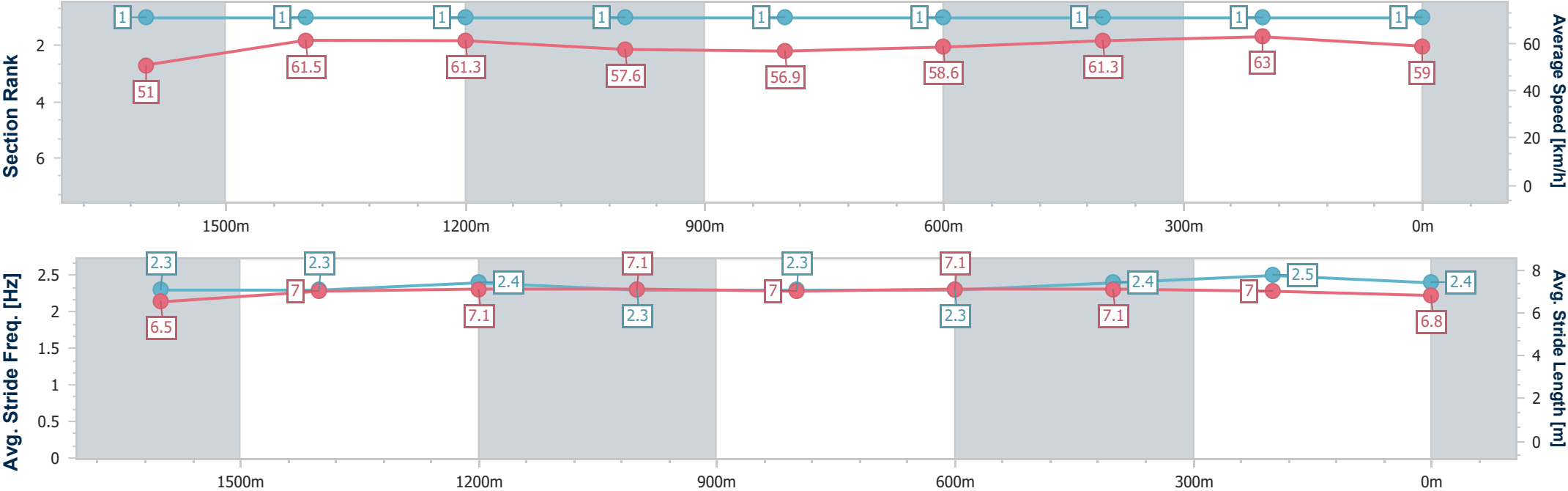
Horse/Jockey Name	Savannah Gangster
Final Rank	1
Fastest Section Time (Section)	0:11.38 (400m)
Top Speed [km/h] (Section)	64.1 (1600m)
Race State	Finished



Sunshine CoastProfessional  
Race 6: KIRSTY PATTEN 60 NOT OUT Class 4 Handicap - 1800m  
05 December 2025 - 20:30  
Track Rating: Good 4, Weather: Fine, Rail Position: +5m



Section	Overall	1600m	1400m	1200m	1000m	800m	600m	400m	200m				
Section Times	1:50.92 [1] (0:14.19)	1:36.73 [1] (0:11.85)	1:24.88 [1] (0:11.83)	1:13.05 [1] (0:12.53)	1:00.52 [1] (0:12.75)	0:47.77 [1] (0:12.40)	0:35.37 [1] (0:11.76)	0:23.61 [1] (0:11.38)	0:12.23 [1] (0:12.23)				
Average Speed [km/h]	51.0	61.5	61.3	57.6	56.9	58.6	61.3	63.0	59.0				
Top Speed [km/h]	62.1	64.1	63.9	58.6	57.6	60.1	63.0	63.8	61.8				
Avg. Dist. to Rail [m]	5.1	2.7	2.5	2.5	2.3	1.3	0.5	0.7	3.0				
Avg. Stride Freq. [Hz]	2.3	2.3	2.4	2.3	2.3	2.3	2.4	2.5	2.4				
Avg. Stride Length [m]	6.5	7.0	7.1	7.1	7.0	7.1	7.1	7.0	6.8				





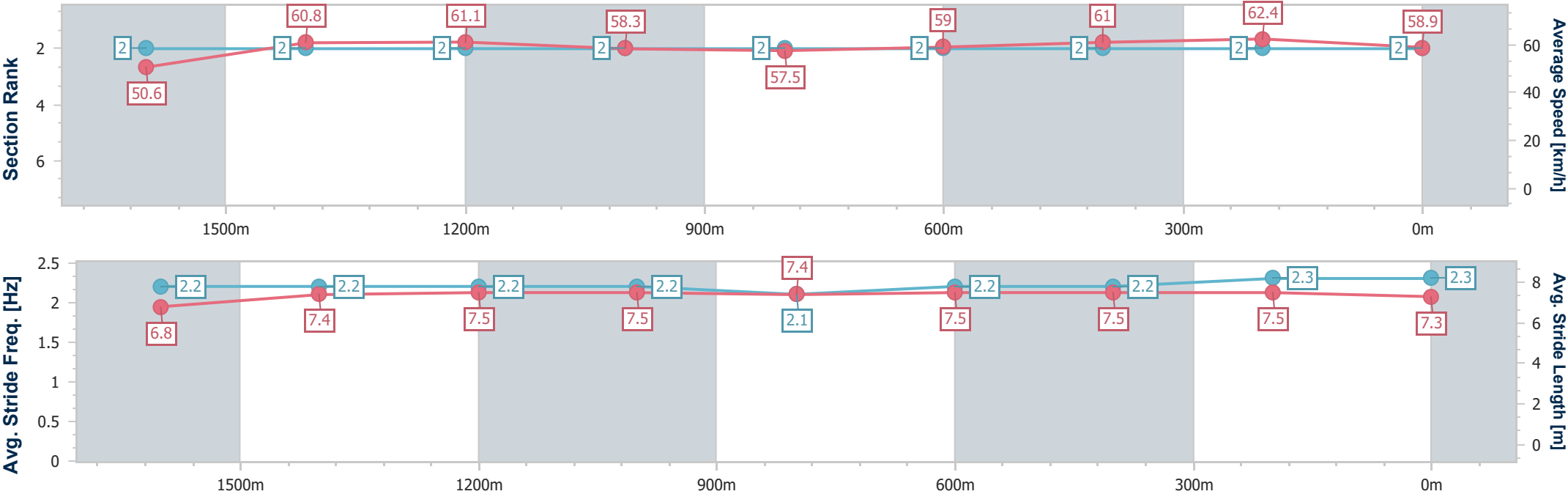
Horse/Jockey Name	Ionaceltic
Final Rank	2
Fastest Section Time (Section)	0:11.57 (400m)
Top Speed [km/h] (Section)	63.1 (400m)
Race State	Finished



Sunshine CoastProfessional  
Race 6: KIRSTY PATTEN 60 NOT OUT Class 4 Handicap - 1800m  
05 December 2025 - 20:30  
Track Rating: Good 4, Weather: Fine, Rail Position: +5m



Section	Overall	1600m	1400m	1200m	1000m	800m	600m	400m	200m				
Section Times	1:51.30 [2] (0:14.34)	1:36.96 [2] (0:12.00)	1:24.96 [2] (0:11.89)	1:13.07 [2] (0:12.45)	1:00.62 [2] (0:12.59)	0:48.03 [2] (0:12.40)	0:35.63 [2] (0:11.85)	0:23.78 [2] (0:11.57)	0:12.21 [2] (0:12.21)				
Average Speed [km/h]	50.6	60.8	61.1	58.3	57.5	59.0	61.0	62.4	58.9				
Top Speed [km/h]	60.6	61.9	61.5	59.8	57.9	59.9	62.5	63.1	61.3				
Avg. Dist. to Rail [m]	6.0	3.5	3.4	3.5	3.3	2.3	1.2	2.2	4.2				
Avg. Stride Freq. [Hz]	2.2	2.2	2.2	2.2	2.1	2.2	2.2	2.3	2.3				
Avg. Stride Length [m]	6.8	7.4	7.5	7.5	7.4	7.5	7.5	7.5	7.3				





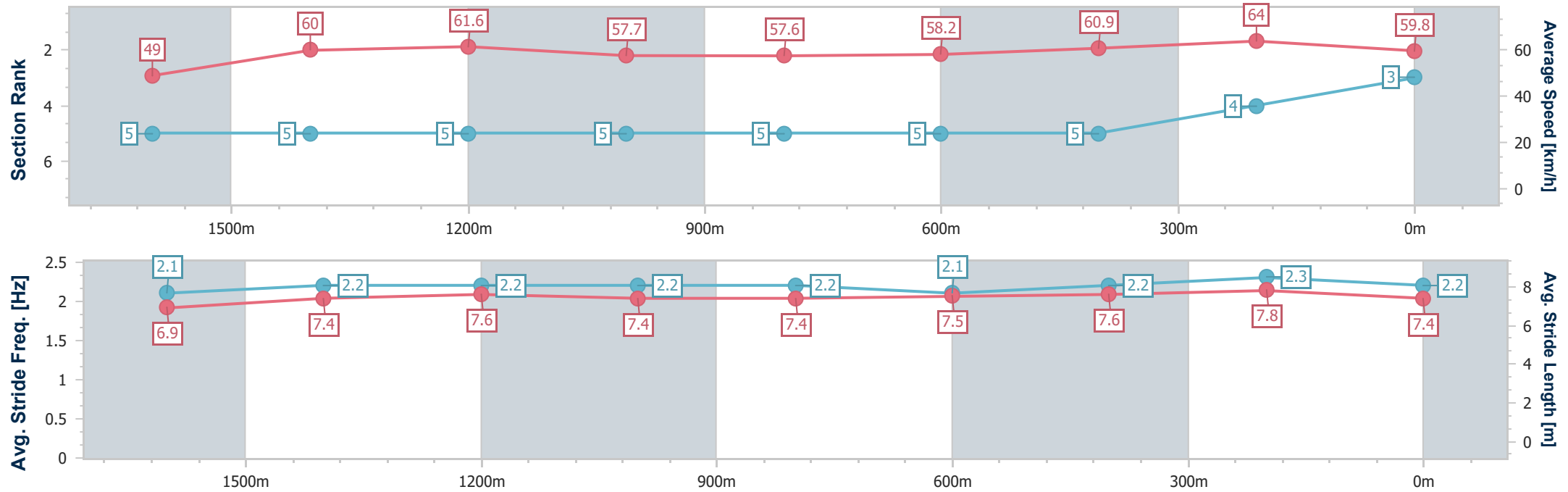
Horse/Jockey Name	Holy Flash
Final Rank	3
Fastest Section Time (Section)	0:11.25 (400m)
Top Speed [km/h] (Section)	64.6 (400m)
Race State	Finished



Sunshine CoastProfessional  
Race 6: KIRSTY PATTEN 60 NOT OUT Class 4 Handicap - 1800m  
05 December 2025 - 20:30  
Track Rating: Good 4, Weather: Fine, Rail Position: +5m



Section	Overall	1600m	1400m	1200m	1000m	800m	600m	400m	200m				
Section Times	1:51.30 [3] (0:14.78)	1:36.52 [5] (0:12.09)	1:24.43 [5] (0:11.71)	1:12.72 [5] (0:12.53)	1:00.19 [5] (0:12.59)	0:47.60 [5] (0:12.45)	0:35.15 [5] (0:11.86)	0:23.29 [5] (0:11.25)	0:12.04 [4] (0:12.04)				
Average Speed [km/h]	49.0	60.0	61.6	57.7	57.6	58.2	60.9	64.0	59.8				
Top Speed [km/h]	60.5	60.8	62.6	60.0	58.0	59.7	62.6	64.6	63.1				
Avg. Dist. to Rail [m]	2.8	2.1	2.2	2.3	2.3	1.6	0.5	1.7	2.6				
Avg. Stride Freq. [Hz]	2.1	2.2	2.2	2.2	2.2	2.1	2.2	2.3	2.2				
Avg. Stride Length [m]	6.9	7.4	7.6	7.4	7.4	7.5	7.6	7.8	7.4				





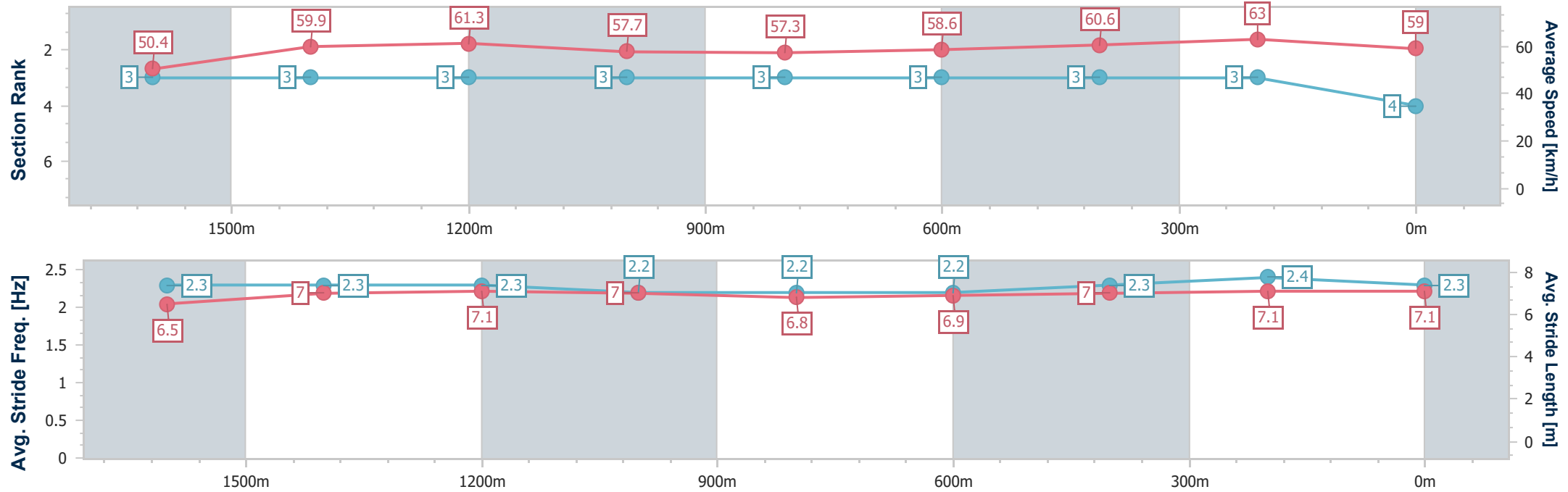
Horse/Jockey Name	Ring Bearer
Final Rank	4
Fastest Section Time (Section)	0:11.47 (400m)
Top Speed [km/h] (Section)	63.3 (400m)
Race State	Finished



Sunshine CoastProfessional  
Race 6: KIRSTY PATTEN 60 NOT OUT Class 4 Handicap - 1800m  
05 December 2025 - 20:30  
Track Rating: Good 4, Weather: Fine, Rail Position: +5m



Section	Overall	1600m	1400m	1200m	1000m	800m	600m	400m	200m				
Section Times	1:51.37 [4] (0:14.37)	1:37.00 [3] (0:12.13)	1:24.87 [3] (0:11.80)	1:13.07 [3] (0:12.48)	1:00.59 [3] (0:12.65)	0:47.94 [3] (0:12.38)	0:35.56 [3] (0:11.91)	0:23.65 [3] (0:11.47)	0:12.18 [3] (0:12.18)				
Average Speed [km/h]	50.4	59.9	61.3	57.7	57.3	58.6	60.6	63.0	59.0				
Top Speed [km/h]	61.0	62.4	62.5	59.3	58.0	60.1	61.7	63.3	62.2				
Avg. Dist. to Rail [m]	2.6	2.3	2.5	2.7	2.4	1.5	0.5	3.0	5.1				
Avg. Stride Freq. [Hz]	2.3	2.3	2.3	2.2	2.2	2.2	2.3	2.4	2.3				
Avg. Stride Length [m]	6.5	7.0	7.1	7.0	6.8	6.9	7.0	7.1	7.1				





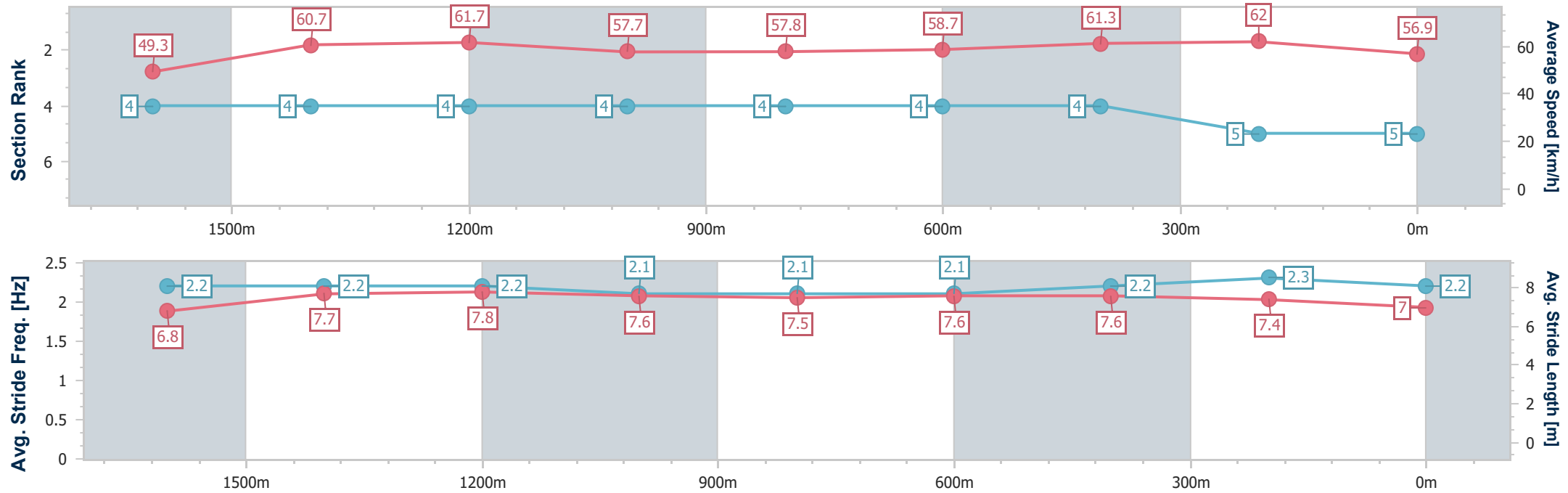
Horse/Jockey Name	Biker
Final Rank	5
Fastest Section Time (Section)	0:11.61 (400m)
Top Speed [km/h] (Section)	63.5 (600m)
Race State	Finished



Sunshine CoastProfessional  
Race 6: KIRSTY PATTEN 60 NOT OUT Class 4 Handicap - 1800m  
05 December 2025 - 20:30  
Track Rating: Good 4, Weather: Fine, Rail Position: +5m



Section	Overall	1600m	1400m	1200m	1000m	800m	600m	400m	200m				
Section Times	1:52.02 [5] (0:14.66)	1:37.36 [4] (0:11.96)	1:25.40 [4] (0:11.80)	1:13.60 [4] (0:12.47)	1:01.13 [4] (0:12.54)	0:48.59 [4] (0:12.48)	0:36.11 [4] (0:11.87)	0:24.24 [4] (0:11.61)	0:12.63 [5] (0:12.63)				
Average Speed [km/h]	49.3	60.7	61.7	57.7	57.8	58.7	61.3	62.0	56.9				
Top Speed [km/h]	61.1	61.7	62.5	60.4	58.3	59.6	63.5	63.5	59.9				
Avg. Dist. to Rail [m]	3.5	2.7	3.1	3.4	3.2	2.7	1.9	4.5	5.9				
Avg. Stride Freq. [Hz]	2.2	2.2	2.2	2.1	2.1	2.1	2.2	2.3	2.2				
Avg. Stride Length [m]	6.8	7.7	7.8	7.6	7.5	7.6	7.6	7.4	7.0				





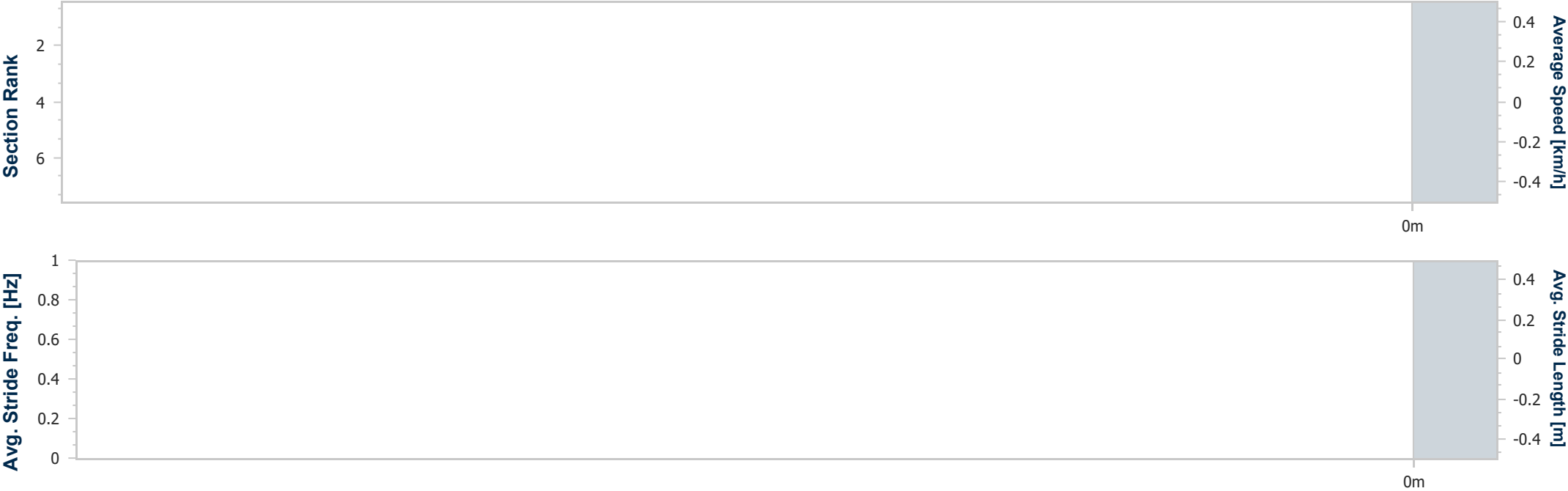
Horse/Jockey Name	Kerkorian
Final Rank	-
Fastest Section Time (Section)	0:00.00 (Overall)
Top Speed [km/h] (Section)	--
Race State	DidNotFinish



Sunshine CoastProfessional  
Race 6: KIRSTY PATTEN 60 NOT OUT Class 4 Handicap - 1800m  
05 December 2025 - 20:30  
Track Rating: Good 4, Weather: Fine, Rail Position: +5m



Section	Overall	1600m	1400m	1200m	1000m	800m	600m	400m	200m				
Section Times	-:-:-	-:-:-	-:-:-	-:-:-	-:-:-	-:-:-	-:-:-	-:-:-	-:-:-				
Average Speed [km/h]	--	--	--	--	--	--	--	--	--				
Top Speed [km/h]	--	--	--	--	--	--	--	--	--				
Avg. Dist. to Rail [m]	--	--	--	--	--	--	--	--	--				
Avg. Stride Freq. [Hz]	--	--	--	--	--	--	--	--	--				
Avg. Stride Length [m]	--	--	--	--	--	--	--	--	--				





Sunshine CoastProfessional  
Race 7: STANLEY RIVER THOROUGHBREDS Maiden Handicap - 1100m  
05 December 2025 - 21:02



Track Rating: Good 4, Weather: Fine, Rail Position: 5 metres Entire Course.

Section						Overall	1000m	800m	600m	400m	200m	Last 600m		
Field Times						1:05.85 (0:07.98)	0:57.87 (0:11.04)	0:46.83 (0:11.54)	0:35.29 (0:11.92)	0:23.37 (0:11.39)	0:11.98 (0:11.98)	0:35.29		
Rank	TAB	Horse/Jockey	Barrier	Top Speed [km/h]	Fastest Section							Margin	Distance Travelled [m]	
1	4	COL BURN	2	66.6	0:07.98	1:05.85 [1]	0:57.87 [1]	0:46.77 [2]	0:35.16 [3]	0:23.17 [3]	0:11.95 [2]	1:05.85	0:35.16	
		Ben Thompson		800m	Overall	(0:07.98)	(0:11.10)	(0:11.61)	(0:11.99)	(0:11.22)	(0:11.95)			
2	9	LOVE REBEL	4	66.4	0:08.36	1:05.89 [2]	0:57.53 [5]	0:46.26 [5]	0:34.85 [5]	0:22.94 [5]	0:11.80 [4]	0.22L	0:34.85	-7
		Boris Thornton		800m	Overall	(0:08.36)	(0:11.27)	(0:11.41)	(0:11.91)	(0:11.14)	(0:11.80)			
3	2	JUCASI	5	67.1	0:07.99	1:05.92 [3]	0:57.93 [2]	0:46.90 [1]	0:35.33 [2]	0:23.42 [2]	0:12.05 [1]	0.41L	0:35.33	-8
		Damien Thornton		1000m	Overall	(0:07.99)	(0:11.03)	(0:11.57)	(0:11.91)	(0:11.37)	(0:12.05)			
4	6	KUIA MA	6	67.1	0:08.11	1:06.13 [4]	0:58.02 [4]	0:46.99 [3]	0:35.57 [1]	0:23.65 [1]	0:12.22 [3]	1.62L	0:35.57	-4
		Olivia Webb		1000m	Overall	(0:08.11)	(0:11.03)	(0:11.42)	(0:11.92)	(0:11.43)	(0:12.22)			
5	8	PARADING GUS	3	66.3	0:08.01	1:06.28 [5]	0:58.27 [3]	0:47.10 [4]	0:35.47 [4]	0:23.59 [4]	0:12.07 [5]	2.51L	0:35.47	-6
		Corey Sutherland		1000m	Overall	(0:08.01)	(0:11.17)	(0:11.63)	(0:11.88)	(0:11.52)	(0:12.07)			

Scratched: Narukami (#7), French Liner (#1), Booya Boy (#3), Hideyoshi (#5)



Horse/Jockey Name	Col Burn
Final Rank	1
Fastest Section Time (Section)	0:07.98 (Overall)
Top Speed [km/h] (Section)	66.6 (800m)
Race State	Finished



Sunshine CoastProfessional

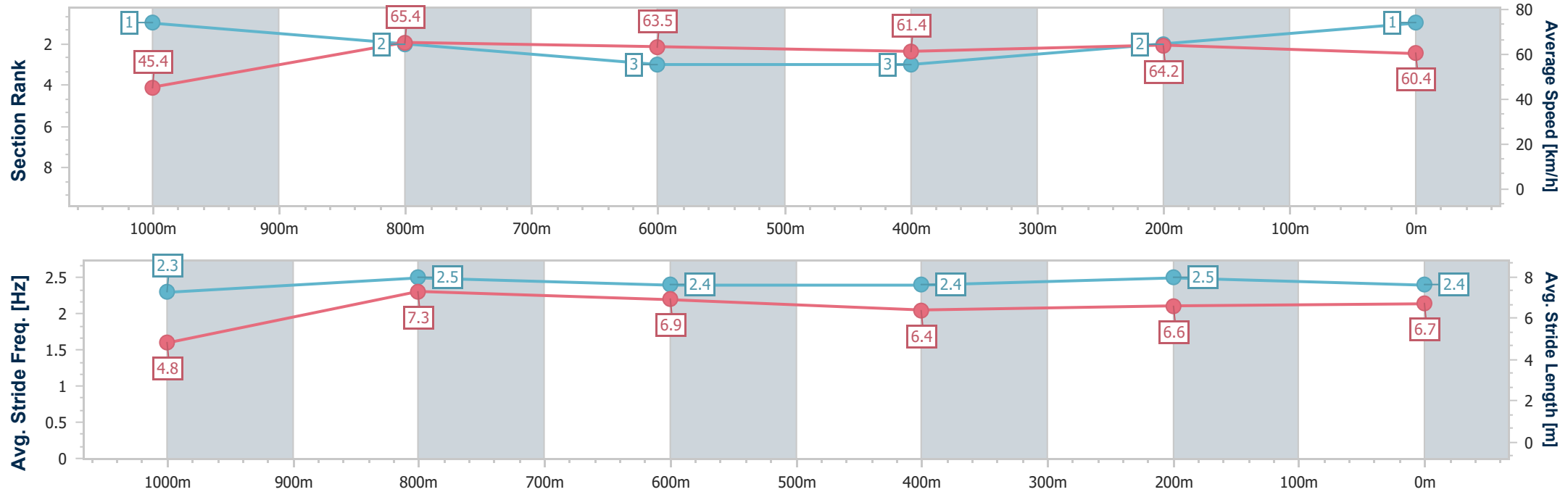
Race 7: STANLEY RIVER THOROUGHBREDS Maiden Handicap - 1100m

SCTC SUNSHINE COAST TURF CLUB

05 December 2025 - 21:02

Track Rating: Good 4, Weather: Fine, Rail Position: 5 metres Entire Course.

Section	Overall	1000m	800m	600m	400m	200m							
Section Times	1:05.85 [1] (0:07.98)	0:57.87 [1] (0:11.10)	0:46.77 [2] (0:11.61)	0:35.16 [3] (0:11.99)	0:23.17 [3] (0:11.22)	0:11.95 [2] (0:11.95)							
Average Speed [km/h]	45.4	65.4	63.5	61.4	64.2	60.4							
Top Speed [km/h]	62.2	66.6	66.6	62.2	65.0	64.2							
Avg. Dist. to Rail [m]	4.8	2.2	4.4	4.2	3.8	5.1							
Avg. Stride Freq. [Hz]	2.3	2.5	2.4	2.4	2.5	2.4							
Avg. Stride Length [m]	4.8	7.3	6.9	6.4	6.6	6.7							



[ ] Ranking at each section and finish  
-.-.- No data available at this section  
NA No data available





Horse/Jockey Name	Love Rebel
Final Rank	2
Fastest Section Time (Section)	0:08.36 (Overall)
Top Speed [km/h] (Section)	66.4 (800m)
Race State	Finished



Sunshine CoastProfessional

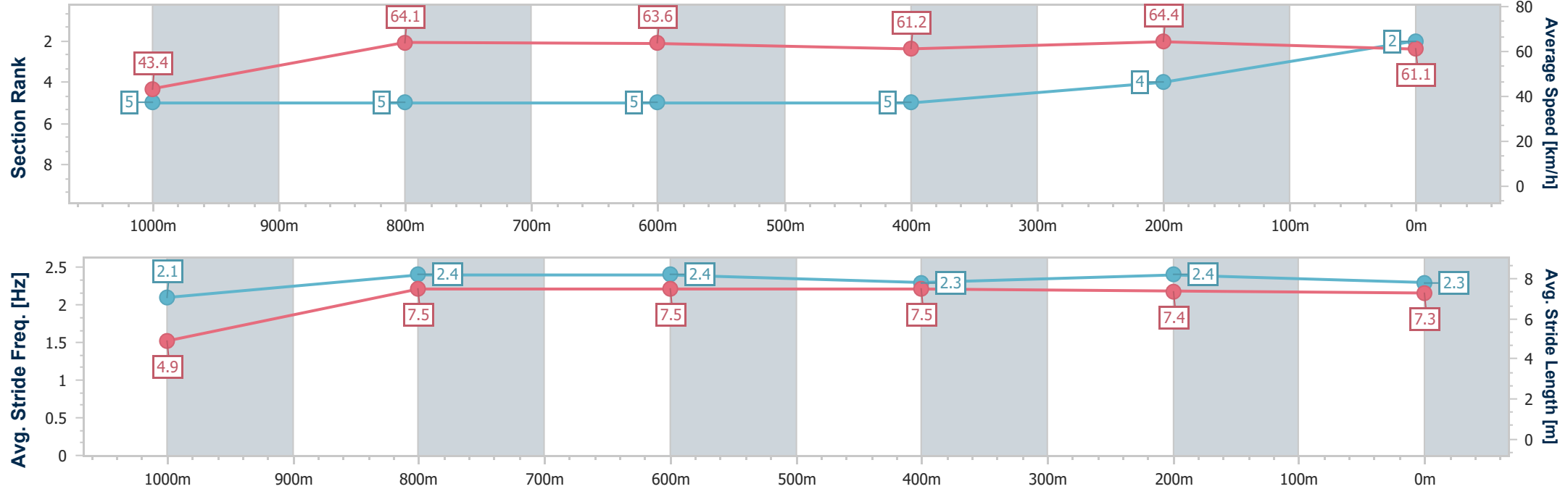
Race 7: STANLEY RIVER THOROUGHBREDS Maiden Handicap - 1100m

SCTC SUNSHINE COAST TURF CLUB

05 December 2025 - 21:02

Track Rating: Good 4, Weather: Fine, Rail Position: 5 metres Entire Course.

Section	Overall	1000m	800m	600m	400m	200m							
Section Times	1:05.89 [2] (0:08.36)	0:57.53 [5] (0:11.27)	0:46.26 [5] (0:11.41)	0:34.85 [5] (0:11.91)	0:22.94 [5] (0:11.14)	0:11.80 [4] (0:11.80)							
Average Speed [km/h]	43.4	64.1	63.6	61.2	64.4	61.1							
Top Speed [km/h]	61.2	65.9	66.4	62.4	66.2	63.8							
Avg. Dist. to Rail [m]	6.3	2.9	1.5	1.6	5.2	6.1							
Avg. Stride Freq. [Hz]	2.1	2.4	2.4	2.3	2.4	2.3							
Avg. Stride Length [m]	4.9	7.5	7.5	7.5	7.4	7.3							



[ ] Ranking at each section and finish  
-.-.- No data available at this section  
NA No data available



Horse/Jockey Name	Jucasi
Final Rank	3
Fastest Section Time (Section)	0:07.99 (Overall)
Top Speed [km/h] (Section)	67.1 (1000m)
Race State	Finished



Sunshine CoastProfessional

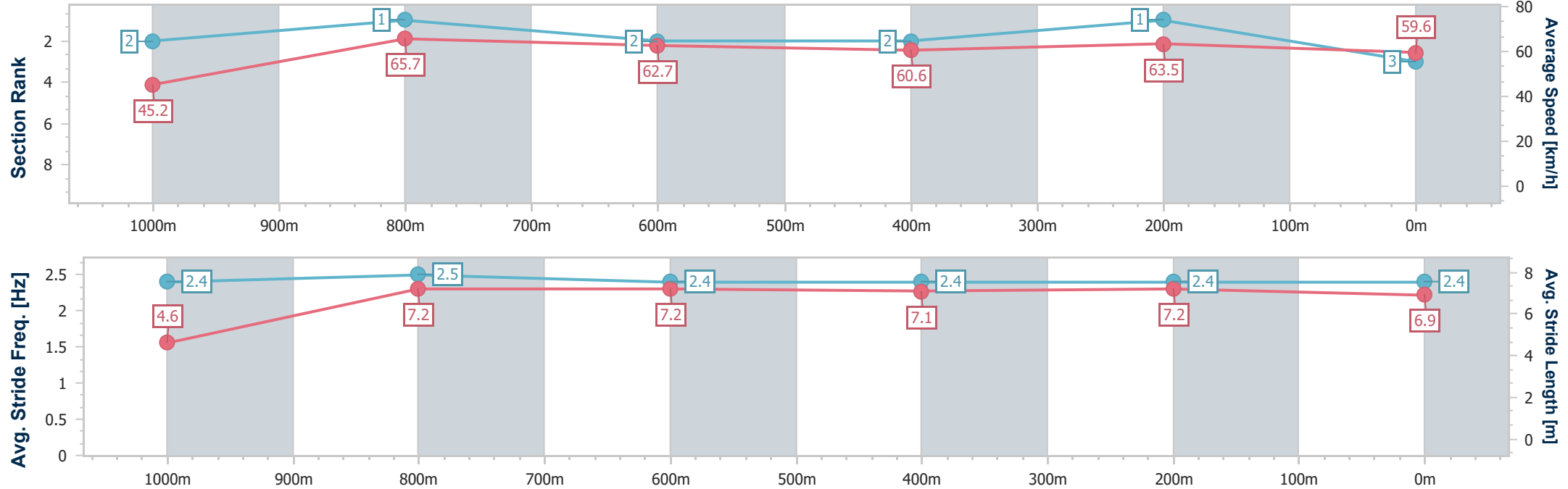
Race 7: STANLEY RIVER THOROUGHBREDS Maiden Handicap - 1100m

SCTC SUNSHINE COAST TURF CLUB

05 December 2025 - 21:02

Track Rating: Good 4, Weather: Fine, Rail Position: 5 metres Entire Course.

Section	Overall	1000m	800m	600m	400m	200m							
Section Times	1:05.92 [3] (0:07.99)	0:57.93 [2] (0:11.03)	0:46.90 [1] (0:11.57)	0:35.33 [2] (0:11.91)	0:23.42 [2] (0:11.37)	0:12.05 [1] (0:12.05)							
Average Speed [km/h]	45.2	65.7	62.7	60.6	63.5	59.6							
Top Speed [km/h]	63.7	67.1	65.2	62.1	64.5	62.7							
Avg. Dist. to Rail [m]	8.0	3.6	1.1	0.8	0.7	1.5							
Avg. Stride Freq. [Hz]	2.4	2.5	2.4	2.4	2.4	2.4							
Avg. Stride Length [m]	4.6	7.2	7.2	7.1	7.2	6.9							





Horse/Jockey Name	Kuia Ma
Final Rank	4
Fastest Section Time (Section)	0:08.11 (Overall)
Top Speed [km/h] (Section)	67.1 (1000m)
Race State	Finished



Sunshine CoastProfessional

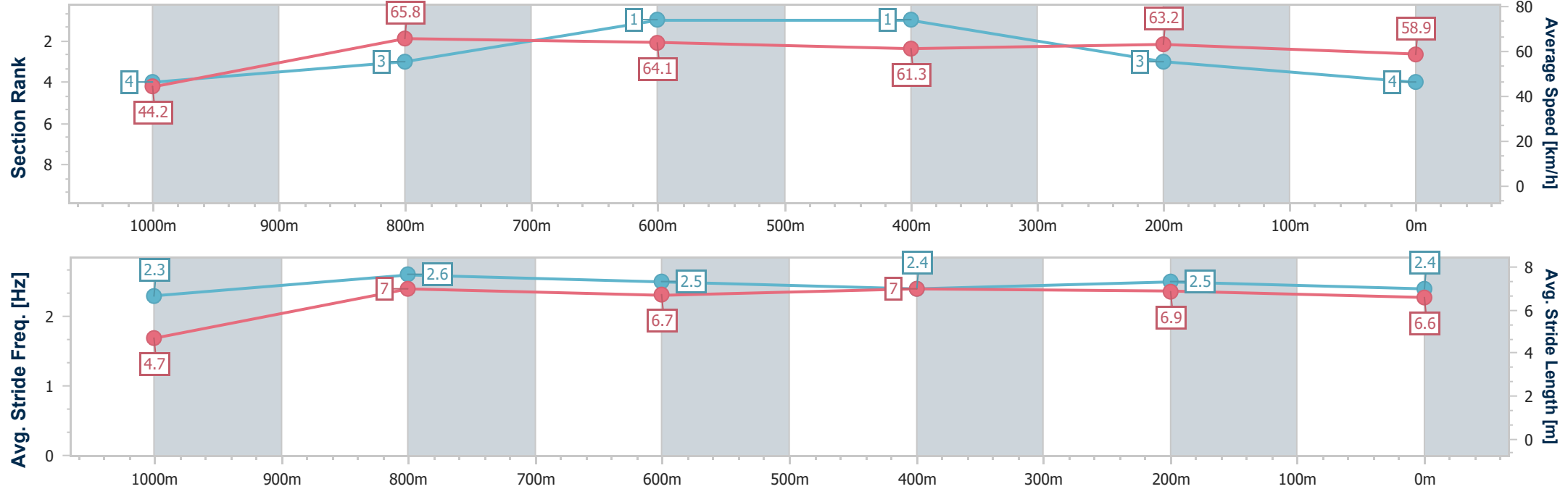
Race 7: STANLEY RIVER THOROUGHBREDS Maiden Handicap - 1100m

SCTC SUNSHINE COAST TURF CLUB

05 December 2025 - 21:02

Track Rating: Good 4, Weather: Fine, Rail Position: 5 metres Entire Course.

Section	Overall	1000m	800m	600m	400m	200m							
Section Times	1:06.13 [4] (0:08.11)	0:58.02 [4] (0:11.03)	0:46.99 [3] (0:11.42)	0:35.57 [1] (0:11.92)	0:23.65 [1] (0:11.43)	0:12.22 [3] (0:12.22)							
Average Speed [km/h]	44.2	65.8	64.1	61.3	63.2	58.9							
Top Speed [km/h]	63.1	67.1	65.3	62.4	63.8	62.1							
Avg. Dist. to Rail [m]	8.4	4.2	2.3	2.8	3.2	4.7							
Avg. Stride Freq. [Hz]	2.3	2.6	2.5	2.4	2.5	2.4							
Avg. Stride Length [m]	4.7	7.0	6.7	7.0	6.9	6.6							



[ ] Ranking at each section and finish  
- - - - No data available at this section  
NA No data available



Horse/Jockey Name	Parading Gus
Final Rank	5
Fastest Section Time (Section)	0:08.01 (Overall)
Top Speed [km/h] (Section)	66.3 (1000m)
Race State	Finished



Sunshine CoastProfessional

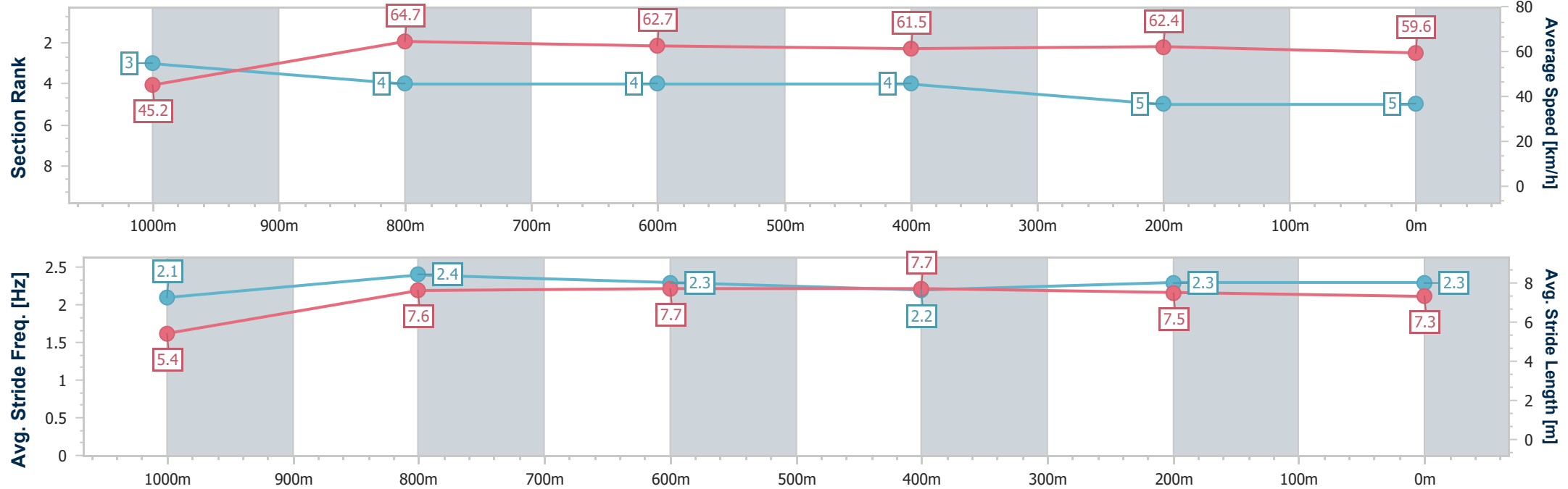
Race 7: STANLEY RIVER THOROUGHBREDS Maiden Handicap - 1100m

SCTC SUNSHINE COAST TURF CLUB

05 December 2025 - 21:02

Track Rating: Good 4, Weather: Fine, Rail Position: 5 metres Entire Course.

Section	Overall	1000m	800m	600m	400m	200m							
Section Times	1:06.28 [5] (0:08.01)	0:58.27 [3] (0:11.17)	0:47.10 [4] (0:11.63)	0:35.47 [4] (0:11.88)	0:23.59 [4] (0:11.52)	0:12.07 [5] (0:12.07)							
Average Speed [km/h]	45.2	64.7	62.7	61.5	62.4	59.6							
Top Speed [km/h]	62.4	66.3	64.3	62.6	63.4	62.3							
Avg. Dist. to Rail [m]	5.5	2.9	1.9	2.5	3.9	3.1							
Avg. Stride Freq. [Hz]	2.1	2.4	2.3	2.2	2.3	2.3							
Avg. Stride Length [m]	5.4	7.6	7.7	7.7	7.5	7.3							



[ ] Ranking at each section and finish  
-.-.- No data available at this section  
NA No data available