

Track Rating: Good 4, Weather: Fine, Rail Position: True Entire Course.

Section		Overall				1400m	1200m	1000m	800m	600m	400m	Last 600m	Distance Travelled [m]
Field Times		1:31.94 (0:08.22)				1:23.72 (0:11.37)	1:12.35 (0:12.25)	1:00.10 (0:11.51)	0:48.59 (0:12.37)	0:36.22 (0:11.69)	0:24.53 (0:12.08)	0:36.22	
Rank	TAB	Horse/Jockey	Barrier	Top Speed [km/h]	Fastest Section								
1	1	AVERRED	8	64.6	0:08.22	1:31.94 [1]	1:23.72 [1]	1:12.26 [2]	1:00.06 [2]	0:48.10 [4]	0:35.95 [4]	0:24.30 [3]	0:35.95
		Adam Sewell		1400m	Overall	(0:08.22)	(0:11.46)	(0:12.20)	(0:11.96)	(0:12.15)	(0:11.65)	(0:12.00)	
2	6	CARAMELFUDGESUNDAE	10	66.0	0:08.97	1:32.11 [2]	1:23.14 [9]	1:11.55 [8]	0:59.64 [7]	0:47.96 [6]	0:36.09 [5]	0:24.29 [6]	0:36.09
		Les Tilley		1400m	Overall	(0:08.97)	(0:11.59)	(0:11.91)	(0:11.68)	(0:11.87)	(0:11.80)	(0:12.12)	-12
3	5	THE JEAN GINA	4	66.3	0:08.49	1:32.62 [3]	1:24.13 [2]	1:13.03 [1]	1:00.78 [1]	0:49.27 [1]	0:36.87 [2]	0:25.21 [1]	0:36.87
		Rob Thorburn		1400m	Overall	(0:08.49)	(0:11.10)	(0:12.25)	(0:11.51)	(0:12.40)	(0:11.66)	(0:12.08)	-10
4	9	HE IS THE KISS	3	64.9	0:09.56	1:32.73 [4]	1:23.17 [10]	1:11.63 [10]	0:59.95 [9]	0:48.12 [9]	0:36.47 [8]	0:24.92 [5]	0:36.47
		Amelia Heinrich		600m	Overall	(0:09.56)	(0:11.54)	(0:11.68)	(0:11.83)	(0:11.65)	(0:11.55)	(0:12.20)	+11
5	11	HOPETOUN PARK	2	66.2	0:08.64	1:33.02 [5]	1:24.38 [4]	1:12.84 [6]	1:00.65 [6]	0:48.70 [8]	0:36.85 [6]	0:25.14 [7]	0:36.85
		Micheal Hellyer		1400m	Overall	(0:08.64)	(0:11.54)	(0:12.19)	(0:11.95)	(0:11.85)	(0:11.71)	(0:12.42)	-4
6	12	MONTEVECCHIO	9	65.2	0:08.61	1:33.06 [6]	1:24.45 [3]	1:13.01 [5]	1:01.11 [3]	0:49.60 [2]	0:37.34 [1]	0:25.47 [2]	0:37.34
		Shakira Bailey		1400m	Overall	(0:08.61)	(0:11.44)	(0:11.90)	(0:11.51)	(0:12.26)	(0:11.87)	(0:12.29)	-16
7	2	BUFFALO THEORY	1	62.9	0:08.86	1:33.25 [7]	1:24.39 [7]	1:12.39 [9]	1:00.33 [10]	0:48.44 [10]	0:36.75 [10]	0:24.91 [9]	0:36.75
		Adin Thompson		800m	Overall	(0:08.86)	(0:12.00)	(0:12.06)	(0:11.89)	(0:11.69)	(0:11.84)	(0:12.09)	-8
8	3	WHAT DID YOU SAY	5	65.7	0:08.66	1:33.28 [8]	1:24.62 [5]	1:13.30 [3]	1:01.24 [4]	0:49.45 [3]	0:37.38 [3]	0:25.48 [4]	0:37.38
		Georgina Cartwright		1400m	Overall	(0:08.66)	(0:11.32)	(0:12.06)	(0:11.79)	(0:12.07)	(0:11.90)	(0:12.23)	-15
9	10	SHE'S HELLBENT	7	65.4	0:08.78	1:33.46 [9]	1:24.68 [6]	1:13.44 [4]	1:01.28 [5]	0:49.36 [5]	0:37.25 [7]	0:25.34 [8]	0:37.25
		Reece O'Connell		1400m	Overall	(0:08.78)	(0:11.24)	(0:12.16)	(0:11.92)	(0:12.11)	(0:11.91)	(0:12.39)	+1
10	7	SHOT GLASS	6	65.7	0:08.89	1:34.37 [10]	1:25.48 [8]	1:13.89 [7]	1:01.85 [8]	0:50.06 [7]	0:38.06 [9]	0:25.98 [10]	0:38.06
		Michael Schrapel		1400m	Overall	(0:08.89)	(0:11.59)	(0:12.04)	(0:11.79)	(0:12.00)	(0:12.08)	(0:12.66)	+8

Scratched: Fergus En Marche (#13), Our Esprit (#15), Still Unwanted (#8), Preachabull (#16), Elemiss (#14), Sapphire Green (#4)



KilcoyProfessional

Race 1: KRC MEMBERSHIP DISCOUNT DAY Maiden Handicap - 1500m

19 December 2025 - 12:23



Track Rating: Good 4, Weather: Fine, Rail Position: True Entire Course.

Section Field Times				200m 0:12.45 (0:12.45)		Last 600m 0:36.22			
Rank	TAB	Horse/Jockey	Barrier	Top Speed [km/h]	Fastest Section	Margin			Distance Travelled [m]
1	1	AVERRED	8	64.6	0:08.22	0:12.30 [2]	1:31.94		0:35.95
		Adam Sewell		1400m	Overall	(0:12.30)			
2	6	CARAMELFUDGESUNDAE	10	66.0	0:08.97	0:12.17 [4]	1.03L		0:36.09
		Les Tilley		1400m	Overall	(0:12.17)			-12
3	5	THE JEAN GINA	4	66.3	0:08.49	0:13.13 [1]	4.01L		0:36.87
		Rob Thorburn		1400m	Overall	(0:13.13)			-10
4	9	HE IS THE KISS	3	64.9	0:09.56	0:12.72 [5]	4.68L		0:36.47
		Amelia Heinrich		600m	Overall	(0:12.72)			+11
5	11	HOPETOUN PARK	2	66.2	0:08.64	0:12.72 [7]	6.39L		0:36.85
		Micheal Hellyer		1400m	Overall	(0:12.72)			-4
6	12	MONTEVECCHIO	9	65.2	0:08.61	0:13.18 [3]	6.63L		0:37.34
		Shakira Bailey		1400m	Overall	(0:13.18)			-16
7	2	BUFFALO THEORY	1	62.9	0:08.86	0:12.82 [8]	7.7L		0:36.75
		Adin Thompson		800m	Overall	(0:12.82)			-8
8	3	WHAT DID YOU SAY	5	65.7	0:08.66	0:13.25 [6]	7.91L		0:37.38
		Georgina Cartwright		1400m	Overall	(0:13.25)			-15
9	10	SHE'S HELLBENT	7	65.4	0:08.78	0:12.95 [9]	8.94L		0:37.25
		Reece O'Connell		1400m	Overall	(0:12.95)			+1
10	7	SHOT GLASS	6	65.7	0:08.89	0:13.32 [10]	14.33L		0:38.06
		Michael Schrapel		1400m	Overall	(0:13.32)			+8

Scratched: Fergus En Marche (#13), Our Esprit (#15), Still Unwanted (#8), Preachabull (#16), Elemiss (#14), Samphire Green (#4)



Horse/Jockey Name	Averred
Final Rank	1
Fastest Section Time (Section)	0:08.22 (Overall)
Top Speed [km/h] (Section)	64.6 (1400m)
Race State	Finished



KilcoyProfessional

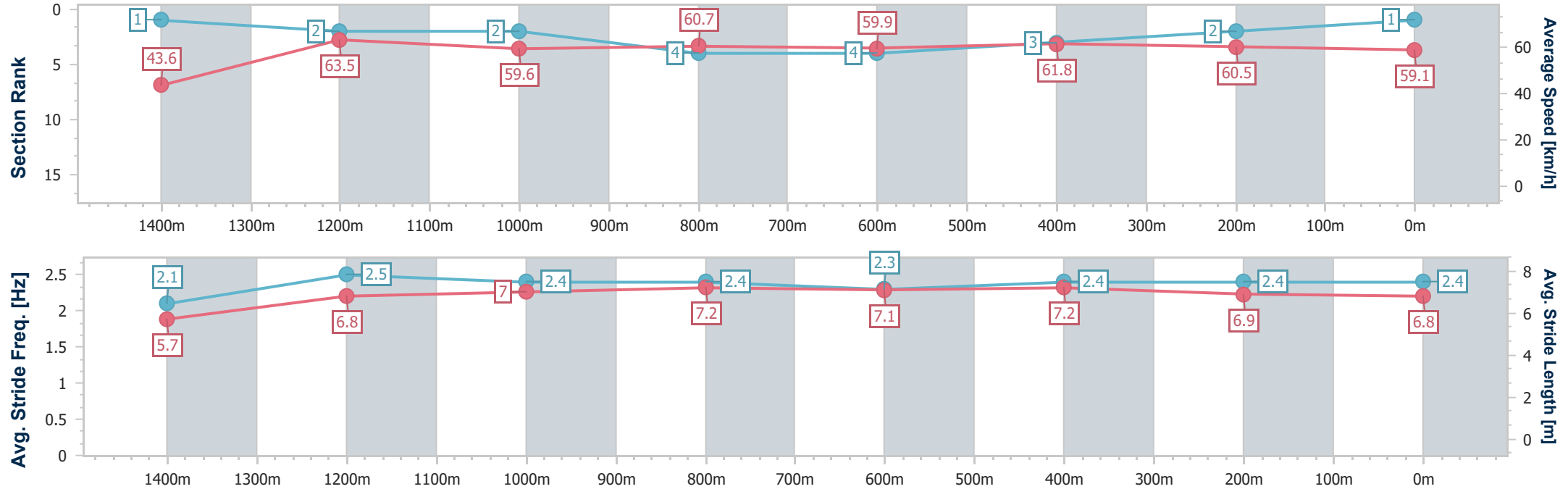
Race 1: KRC MEMBERSHIP DISCOUNT DAY Maiden Handicap - 1500m

Kilcoy Race Club
"Moonee Valley of the North"

19 December 2025 - 12:23

Track Rating: Good 4, Weather: Fine, Rail Position: True Entire Course.

Section	Overall	1400m	1200m	1000m	800m	600m	400m	200m					
Section Times	1:31.94 [1] (0:08.22)	1:23.72 [1] (0:11.46)	1:12.26 [2] (0:12.20)	1:00.06 [2] (0:11.96)	0:48.10 [4] (0:12.15)	0:35.95 [4] (0:11.65)	0:24.30 [3] (0:12.00)	0:12.30 [2] (0:12.30)					
Average Speed [km/h]	43.6	63.5	59.6	60.7	59.9	61.8	60.5	59.1					
Top Speed [km/h]	61.9	64.6	61.5	61.9	61.9	63.5	62.2	60.0					
Avg. Dist. to Rail [m]	9.6	2.4	1.7	2.3	1.5	1.0	0.9	1.7					
Avg. Stride Freq. [Hz]	2.1	2.5	2.4	2.4	2.3	2.4	2.4	2.4					
Avg. Stride Length [m]	5.7	6.8	7.0	7.2	7.1	7.2	6.9	6.8					



[] Ranking at each section and finish
-.-.- No data available at this section
NA No data available



Horse/Jockey Name	Caramelfudgesundae
Final Rank	2
Fastest Section Time (Section)	0:08.97 (Overall)
Top Speed [km/h] (Section)	66.0 (1400m)
Race State	Finished



KilcoyProfessional

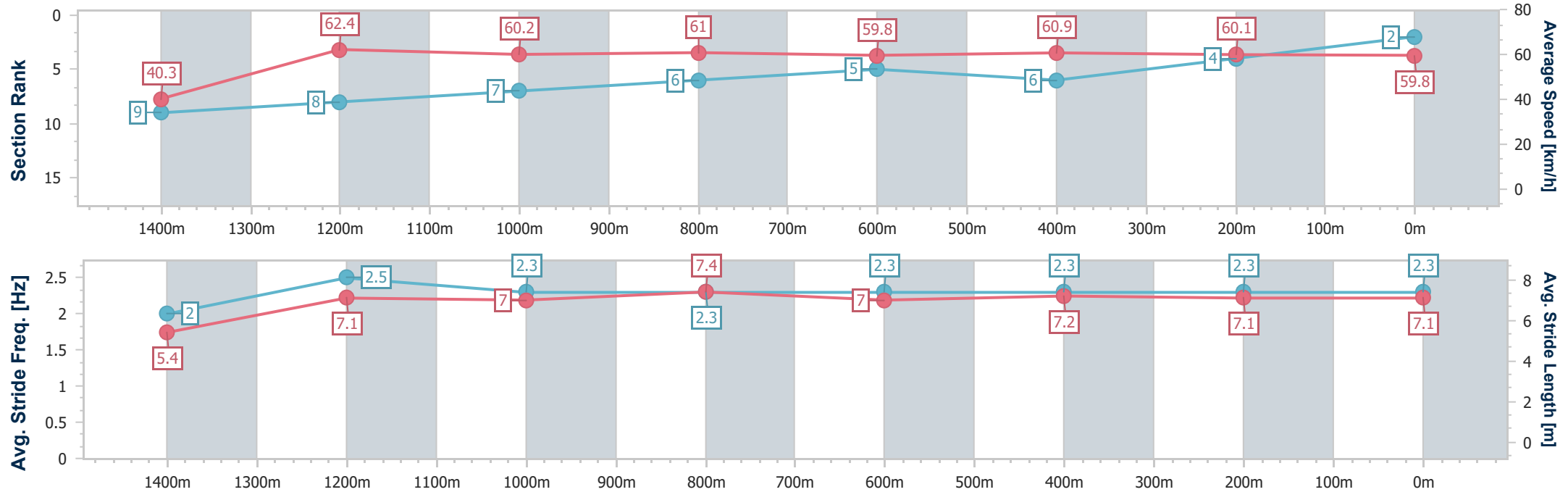
Race 1: KRC MEMBERSHIP DISCOUNT DAY Maiden Handicap - 1500m

Kilcoy Race Club
"Moosie Valley of the North"

19 December 2025 - 12:23

Track Rating: Good 4, Weather: Fine, Rail Position: True Entire Course.

Section	Overall	1400m	1200m	1000m	800m	600m	400m	200m					
Section Times	1:32.11 [2] (0:08.97)	1:23.14 [9] (0:11.59)	1:11.55 [8] (0:11.91)	0:59.64 [7] (0:11.68)	0:47.96 [6] (0:11.87)	0:36.09 [5] (0:11.80)	0:24.29 [6] (0:12.12)	0:12.17 [4] (0:12.17)					
Average Speed [km/h]	40.3	62.4	60.2	61.0	59.8	60.9	60.1	59.8					
Top Speed [km/h]	60.0	66.0	61.8	62.3	62.5	63.1	62.3	60.1					
Avg. Dist. to Rail [m]	10.4	1.6	1.5	2.3	2.0	0.8	1.5	3.5					
Avg. Stride Freq. [Hz]	2.0	2.5	2.3	2.3	2.3	2.3	2.3	2.3					
Avg. Stride Length [m]	5.4	7.1	7.0	7.4	7.0	7.2	7.1	7.1					



[] Ranking at each section and finish
- - - - - No data available at this section
NA No data available



Horse/Jockey Name	The Jean Gina
Final Rank	3
Fastest Section Time (Section)	0:08.49 (Overall)
Top Speed [km/h] (Section)	66.3 (1400m)
Race State	Finished



KilcoyProfessional

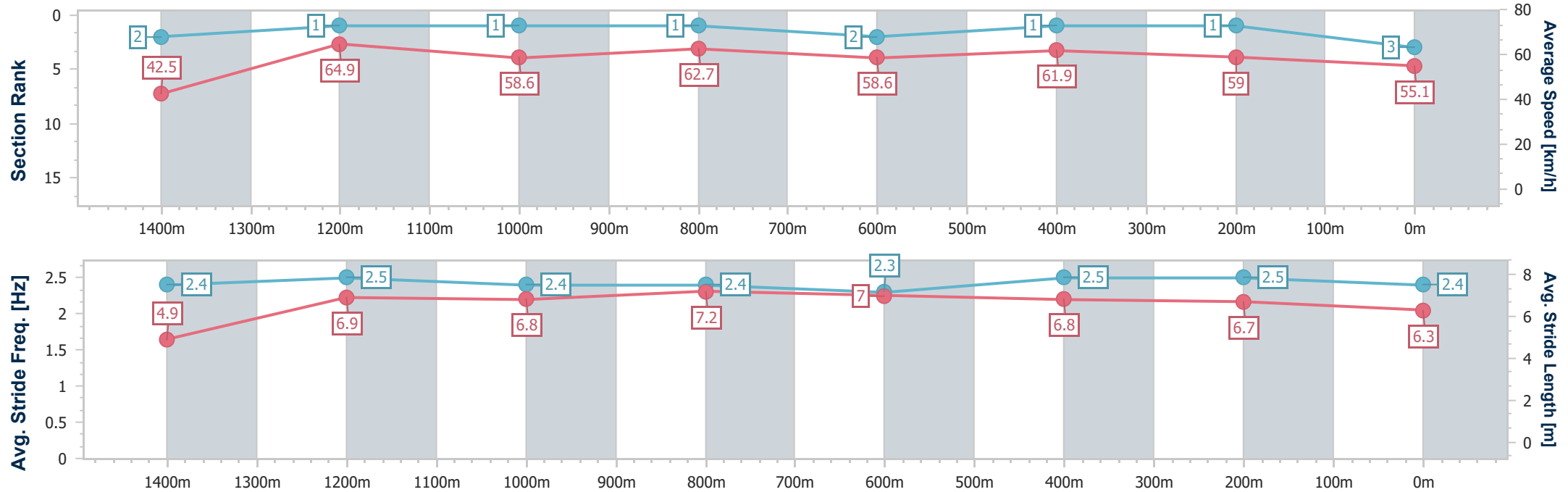
Race 1: KRC MEMBERSHIP DISCOUNT DAY Maiden Handicap - 1500m

Kilcoy Race Club
"Moosie Valley of the North"

19 December 2025 - 12:23

Track Rating: Good 4, Weather: Fine, Rail Position: True Entire Course.

Section	Overall	1400m	1200m	1000m	800m	600m	400m	200m					
Section Times	1:32.62 [3] (0:08.49)	1:24.13 [2] (0:11.10)	1:13.03 [1] (0:12.25)	1:00.78 [1] (0:11.51)	0:49.27 [1] (0:12.40)	0:36.87 [2] (0:11.66)	0:25.21 [1] (0:12.08)	0:13.13 [1] (0:13.13)					
Average Speed [km/h]	42.5	64.9	58.6	62.7	58.6	61.9	59.0	55.1					
Top Speed [km/h]	62.5	66.3	61.5	65.1	60.6	63.9	61.6	57.0					
Avg. Dist. to Rail [m]	6.1	0.6	0.3	1.1	1.3	0.3	0.7	1.7					
Avg. Stride Freq. [Hz]	2.4	2.5	2.4	2.4	2.3	2.5	2.5	2.4					
Avg. Stride Length [m]	4.9	6.9	6.8	7.2	7.0	6.8	6.7	6.3					



- [] Ranking at each section and finish
- .-.- No data available at this section
- NA No data available



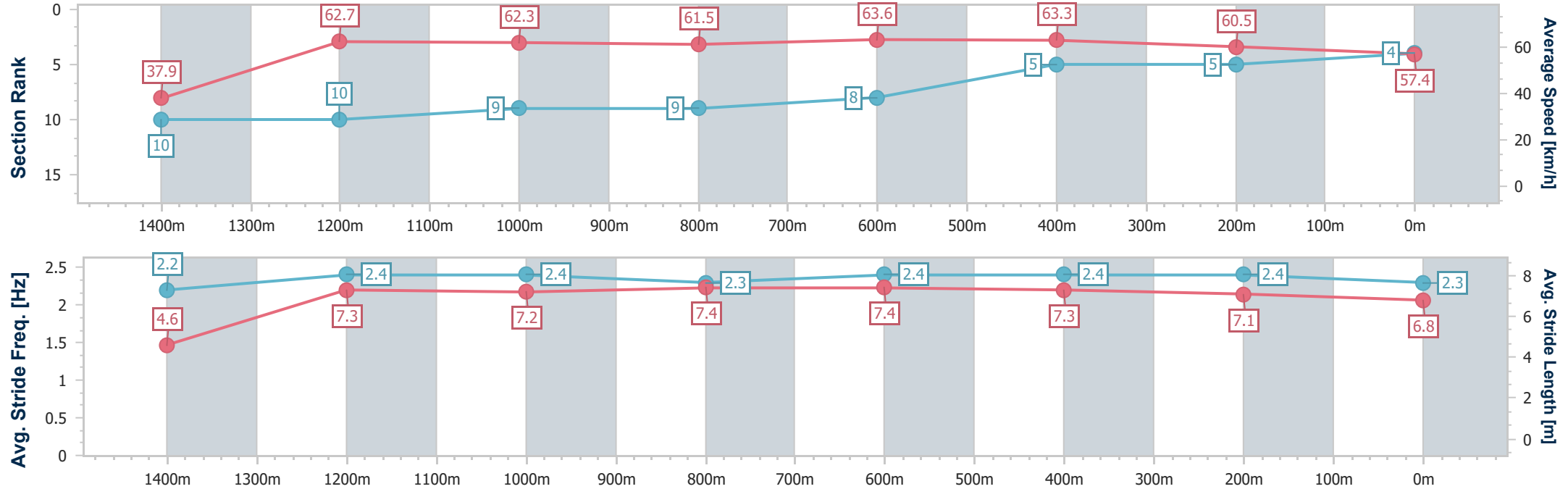
Horse/Jockey Name	He Is The Kiss
Final Rank	4
Fastest Section Time (Section)	0:09.56 (Overall)
Top Speed [km/h] (Section)	64.9 (600m)
Race State	Finished



KilcoyProfessional
Race 1: KRC MEMBERSHIP DISCOUNT DAY Maiden Handicap - 1500m
19 December 2025 - 12:23
Track Rating: Good 4, Weather: Fine, Rail Position: True Entire Course.



Section	Overall	1400m	1200m	1000m	800m	600m	400m	200m					
Section Times	1:32.73 [4] (0:09.56)	1:23.17 [10] (0:11.54)	1:11.63 [10] (0:11.68)	0:59.95 [9] (0:11.83)	0:48.12 [9] (0:11.65)	0:36.47 [8] (0:11.55)	0:24.92 [5] (0:12.20)	0:12.72 [5] (0:12.72)					
Average Speed [km/h]	37.9	62.7	62.3	61.5	63.6	63.3	60.5	57.4					
Top Speed [km/h]	58.1	64.9	63.4	63.3	64.8	64.9	62.7	58.8					
Avg. Dist. to Rail [m]	5.1	2.3	2.1	3.1	4.7	7.1	3.2	4.0					
Avg. Stride Freq. [Hz]	2.2	2.4	2.4	2.3	2.4	2.4	2.4	2.3					
Avg. Stride Length [m]	4.6	7.3	7.2	7.4	7.4	7.3	7.1	6.8					



[] Ranking at each section and finish
- - - - No data available at this section
NA No data available



Horse/Jockey Name	Hopetoun Park
Final Rank	5
Fastest Section Time (Section)	0:08.64 (Overall)
Top Speed [km/h] (Section)	66.2 (1400m)
Race State	Finished



KilcoyProfessional

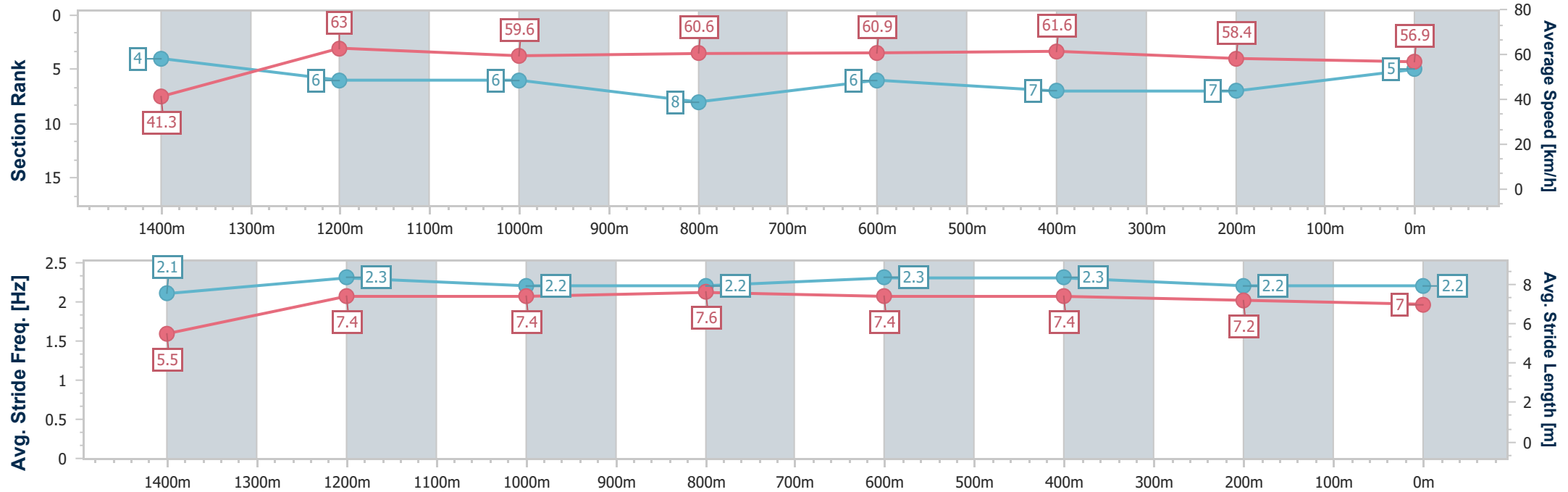
Race 1: KRC MEMBERSHIP DISCOUNT DAY Maiden Handicap - 1500m

Kilcoy Race Club
"Moosie Valley of the North"

19 December 2025 - 12:23

Track Rating: Good 4, Weather: Fine, Rail Position: True Entire Course.

Section	Overall	1400m	1200m	1000m	800m	600m	400m	200m					
Section Times	1:33.02 [5] (0:08.64)	1:24.38 [4] (0:11.54)	1:12.84 [6] (0:12.19)	1:00.65 [6] (0:11.95)	0:48.70 [8] (0:11.85)	0:36.85 [6] (0:11.71)	0:25.14 [7] (0:12.42)	0:12.72 [7] (0:12.72)					
Average Speed [km/h]	41.3	63.0	59.6	60.6	60.9	61.6	58.4	56.9					
Top Speed [km/h]	61.0	66.2	61.0	62.5	61.4	62.3	61.4	57.5					
Avg. Dist. to Rail [m]	4.1	1.2	1.6	1.1	0.5	1.5	1.0	3.4					
Avg. Stride Freq. [Hz]	2.1	2.3	2.2	2.2	2.3	2.3	2.2	2.2					
Avg. Stride Length [m]	5.5	7.4	7.4	7.6	7.4	7.4	7.2	7.0					



- [] Ranking at each section and finish
- .-.- No data available at this section
- NA No data available



Horse/Jockey Name	Montevecchio
Final Rank	6
Fastest Section Time (Section)	0:08.61 (Overall)
Top Speed [km/h] (Section)	65.2 (1400m)
Race State	Finished



KilcoyProfessional

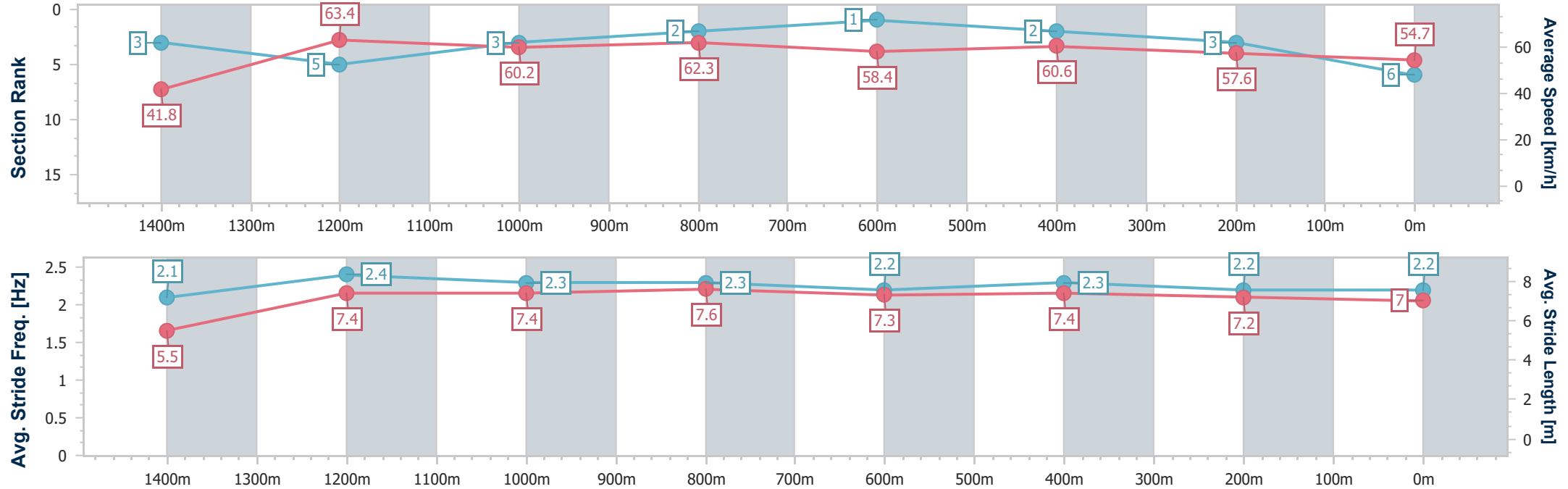
Race 1: KRC MEMBERSHIP DISCOUNT DAY Maiden Handicap - 1500m

Kilcoy Race Club
"Moosie Valley of the North"

19 December 2025 - 12:23

Track Rating: Good 4, Weather: Fine, Rail Position: True Entire Course.

Section	Overall	1400m	1200m	1000m	800m	600m	400m	200m					
Section Times	1:33.06 [6] (0:08.61)	1:24.45 [3] (0:11.44)	1:13.01 [5] (0:11.90)	1:01.11 [3] (0:11.51)	0:49.60 [2] (0:12.26)	0:37.34 [1] (0:11.87)	0:25.47 [2] (0:12.29)	0:13.18 [3] (0:13.18)					
Average Speed [km/h]	41.8	63.4	60.2	62.3	58.4	60.6	57.6	54.7					
Top Speed [km/h]	59.8	65.2	62.3	63.6	59.9	62.0	61.2	55.8					
Avg. Dist. to Rail [m]	10.4	3.9	0.7	0.9	0.9	0.5	1.6	1.1					
Avg. Stride Freq. [Hz]	2.1	2.4	2.3	2.3	2.2	2.3	2.2	2.2					
Avg. Stride Length [m]	5.5	7.4	7.4	7.6	7.3	7.4	7.2	7.0					





Horse/Jockey Name	Buffalo Theory
Final Rank	7
Fastest Section Time (Section)	0:08.86 (Overall)
Top Speed [km/h] (Section)	62.9 (800m)
Race State	Finished



KilcoyProfessional

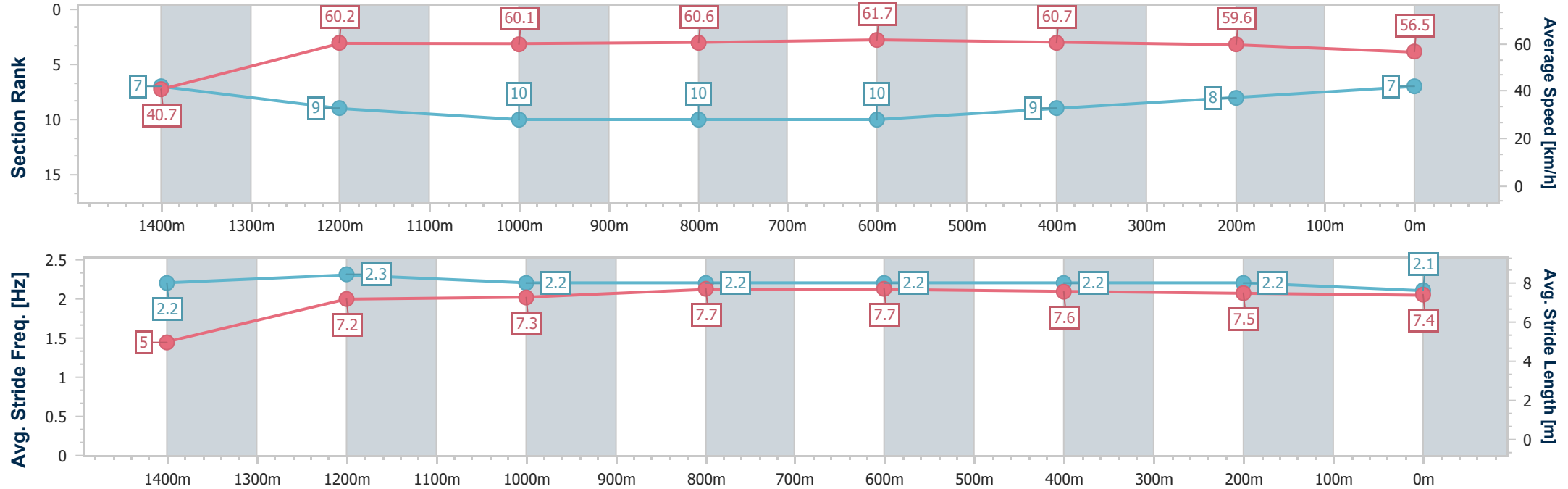
Race 1: KRC MEMBERSHIP DISCOUNT DAY Maiden Handicap - 1500m

Kilcoy Race Club
"Moosie Valley of the North"

19 December 2025 - 12:23

Track Rating: Good 4, Weather: Fine, Rail Position: True Entire Course.

Section	Overall	1400m	1200m	1000m	800m	600m	400m	200m					
Section Times	1:33.25 [7] (0:08.86)	1:24.39 [7] (0:12.00)	1:12.39 [9] (0:12.06)	1:00.33 [10] (0:11.89)	0:48.44 [10] (0:11.69)	0:36.75 [10] (0:11.84)	0:24.91 [9] (0:12.09)	0:12.82 [8] (0:12.82)					
Average Speed [km/h]	40.7	60.2	60.1	60.6	61.7	60.7	59.6	56.5					
Top Speed [km/h]	58.5	62.4	62.1	61.2	62.9	62.6	61.8	58.5					
Avg. Dist. to Rail [m]	3.1	1.0	1.3	0.7	0.3	1.7	0.2	2.3					
Avg. Stride Freq. [Hz]	2.2	2.3	2.2	2.2	2.2	2.2	2.2	2.1					
Avg. Stride Length [m]	5.0	7.2	7.3	7.7	7.7	7.6	7.5	7.4					



- [] Ranking at each section and finish
- .-.- No data available at this section
- NA No data available



Horse/Jockey Name	What Did You Say
Final Rank	8
Fastest Section Time (Section)	0:08.66 (Overall)
Top Speed [km/h] (Section)	65.7 (1400m)
Race State	Finished



KilcoyProfessional

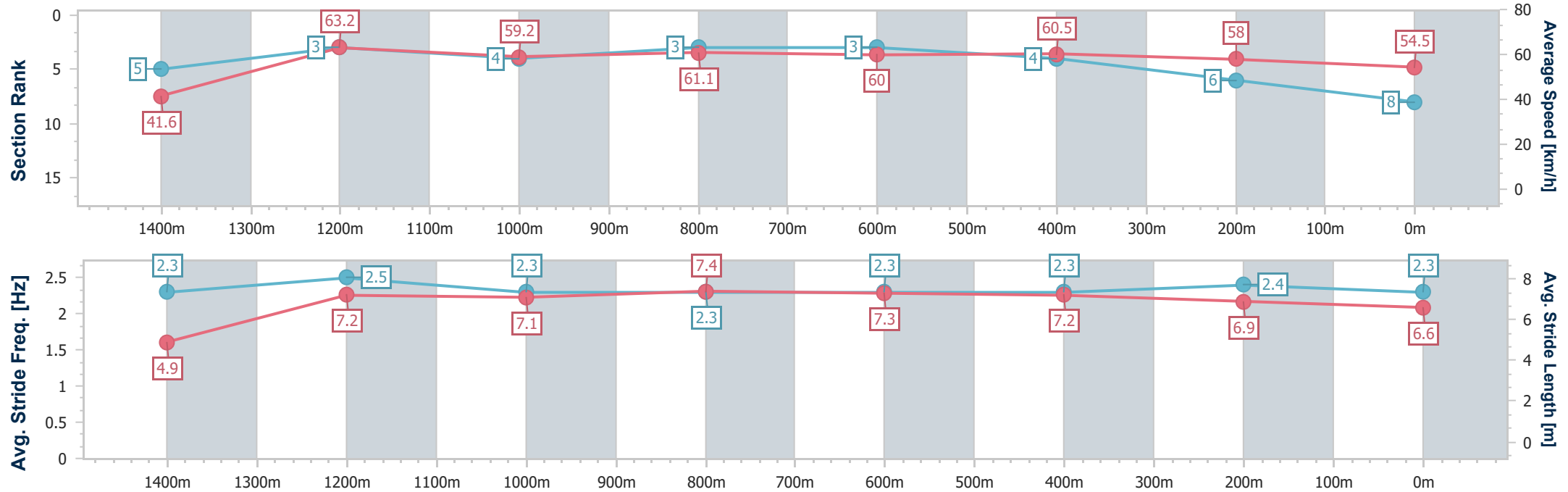
Race 1: KRC MEMBERSHIP DISCOUNT DAY Maiden Handicap - 1500m

Kilcoy Race Club
"Moone Valley of the North"

19 December 2025 - 12:23

Track Rating: Good 4, Weather: Fine, Rail Position: True Entire Course.

Section	Overall	1400m	1200m	1000m	800m	600m	400m	200m					
Section Times	1:33.28 [8] (0:08.66)	1:24.62 [5] (0:11.32)	1:13.30 [3] (0:12.06)	1:01.24 [4] (0:11.79)	0:49.45 [3] (0:12.07)	0:37.38 [3] (0:11.90)	0:25.48 [4] (0:12.23)	0:13.25 [6] (0:13.25)					
Average Speed [km/h]	41.6	63.2	59.2	61.1	60.0	60.5	58.0	54.5					
Top Speed [km/h]	61.2	65.7	61.4	62.4	61.4	63.5	62.9	55.9					
Avg. Dist. to Rail [m]	6.6	1.2	2.0	0.7	0.7	0.5	1.6	0.7					
Avg. Stride Freq. [Hz]	2.3	2.5	2.3	2.3	2.3	2.3	2.4	2.3					
Avg. Stride Length [m]	4.9	7.2	7.1	7.4	7.3	7.2	6.9	6.6					





Horse/Jockey Name	She's Hellbent
Final Rank	9
Fastest Section Time (Section)	0:08.78 (Overall)
Top Speed [km/h] (Section)	65.4 (1400m)
Race State	Finished



KilcoyProfessional

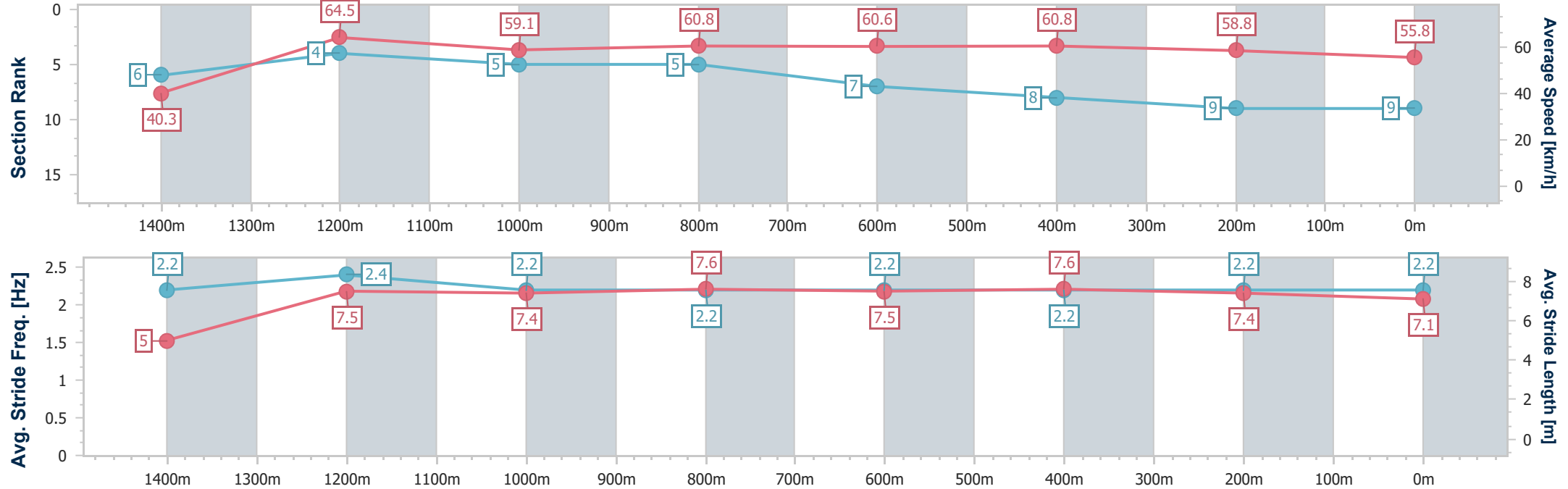
Race 1: KRC MEMBERSHIP DISCOUNT DAY Maiden Handicap - 1500m

Kilcoy Race Club
"Moonee Valley of the North"

19 December 2025 - 12:23

Track Rating: Good 4, Weather: Fine, Rail Position: True Entire Course.

Section	Overall	1400m	1200m	1000m	800m	600m	400m	200m					
Section Times	1:33.46 [9] (0:08.78)	1:24.68 [6] (0:11.24)	1:13.44 [4] (0:12.16)	1:01.28 [5] (0:11.92)	0:49.36 [5] (0:12.11)	0:37.25 [7] (0:11.91)	0:25.34 [8] (0:12.39)	0:12.95 [9] (0:12.95)					
Average Speed [km/h]	40.3	64.5	59.1	60.8	60.6	60.8	58.8	55.8					
Top Speed [km/h]	42.1	65.4	65.3	61.3	62.1	61.6	61.7	59.4					
Avg. Dist. to Rail [m]	8.5	3.0	0.4	0.9	2.3	2.8	1.7	3.7					
Avg. Stride Freq. [Hz]	2.2	2.4	2.2	2.2	2.2	2.2	2.2	2.2					
Avg. Stride Length [m]	5.0	7.5	7.4	7.6	7.5	7.6	7.4	7.1					



- [] Ranking at each section and finish
- .-.- No data available at this section
- NA No data available



Horse/Jockey Name	Shot Glass
Final Rank	10
Fastest Section Time (Section)	0:08.89 (Overall)
Top Speed [km/h] (Section)	65.7 (1400m)
Race State	Finished



KilcoyProfessional

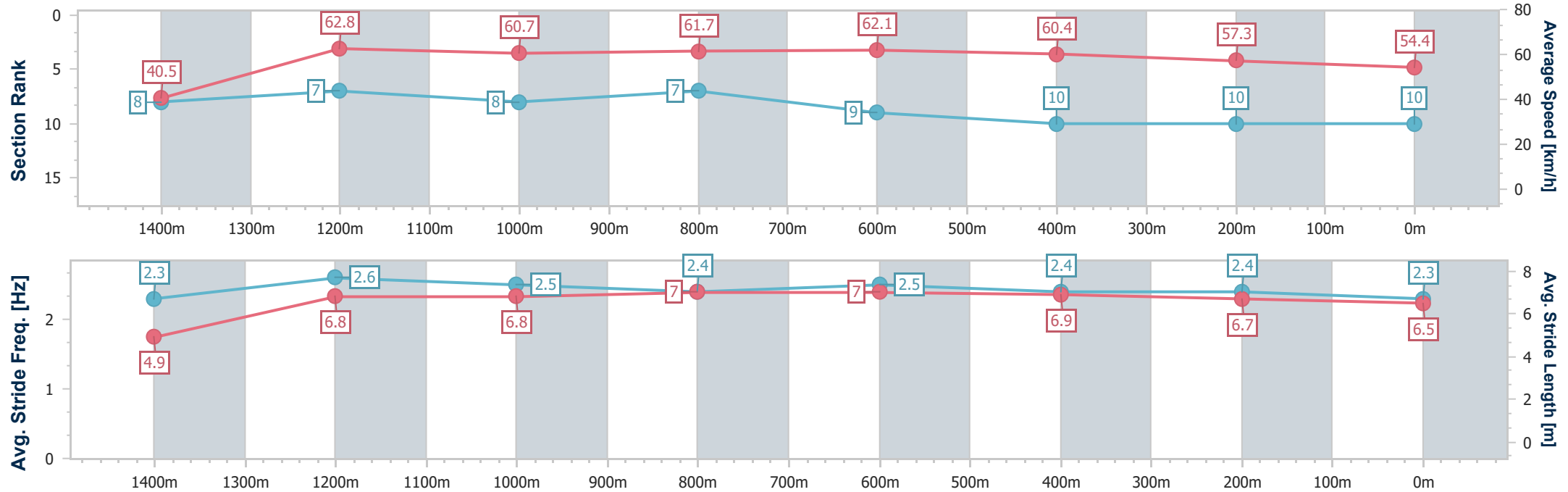
Race 1: KRC MEMBERSHIP DISCOUNT DAY Maiden Handicap - 1500m

Kilcoy Race Club
"Moonee Valley of the North"

19 December 2025 - 12:23

Track Rating: Good 4, Weather: Fine, Rail Position: True Entire Course.

Section	Overall	1400m	1200m	1000m	800m	600m	400m	200m					
Section Times	1:34.37 [10] (0:08.89)	1:25.48 [8] (0:11.59)	1:13.89 [7] (0:12.04)	1:01.85 [8] (0:11.79)	0:50.06 [7] (0:12.00)	0:38.06 [9] (0:12.08)	0:25.98 [10] (0:12.66)	0:13.32 [10] (0:13.32)					
Average Speed [km/h]	40.5	62.8	60.7	61.7	62.1	60.4	57.3	54.4					
Top Speed [km/h]	58.3	65.7	62.9	63.6	63.6	62.8	61.0	55.5					
Avg. Dist. to Rail [m]	7.5	3.0	2.6	3.4	5.2	5.3	1.2	0.5					
Avg. Stride Freq. [Hz]	2.3	2.6	2.5	2.4	2.5	2.4	2.4	2.3					
Avg. Stride Length [m]	4.9	6.8	6.8	7.0	7.0	6.9	6.7	6.5					





KilcoyProfessional
Race 2: THANK YOU KILCOY BEAUTY QTIS Three-Year-Old Maiden
Plate - 800m
19 December 2025 - 12:58



Track Rating: Good 4, Weather: Fine, Rail Position: True Entire Course.

Section						Overall	600m	400m	200m	Last 600m		
Field Times						0:45.14 (0:12.99)	0:32.15 (0:10.23)	0:21.92 (0:10.86)	0:11.06 (0:11.06)	0:32.15		
Rank	TAB	Horse/Jockey	Barrier	Top Speed [km/h]	Fastest Section					Margin		
1	5	PROPAGANDA	1	71.6	0:10.22	0:45.14 [1]	0:32.14 [2]	0:21.92 [1]	0:11.06 [1]	0:45.14	0:32.14	
		Anthony Allen		Overall	600m	(0:13.00)	(0:10.22)	(0:10.86)	(0:11.06)			
2	2	HELLO PUNTERS	4	71.6	0:10.24	0:45.59 [2]	0:32.28 [4]	0:22.04 [4]	0:11.18 [2]	2.64L	0:32.28	+5
		Dylan Turner		600m	600m	(0:13.31)	(0:10.24)	(0:10.86)	(0:11.18)			
3	10	VALADORE	3	71.1	0:10.29	0:45.98 [3]	0:32.76 [3]	0:22.47 [3]	0:11.47 [3]	4.98L	0:32.76	+2
		Michael Schrapel		600m	600m	(0:13.22)	(0:10.29)	(0:11.00)	(0:11.47)			
4	8	SORT OF IN LOVE	5	71.6	0:10.22	0:46.59 [4]	0:33.10 [6]	0:22.88 [5]	0:11.72 [5]	8.52L	0:33.10	+7
		Olivia Kendal		600m	600m	(0:13.49)	(0:10.22)	(0:11.16)	(0:11.72)			
5	6	GOING MY WAY	2	70.2	0:10.37	0:46.64 [5]	0:33.17 [5]	0:22.80 [6]	0:11.60 [6]	8.86L	0:33.17	+2
		Jackson Murphy		600m	600m	(0:13.47)	(0:10.37)	(0:11.20)	(0:11.60)			
6	3	JOYFUL CONQUEST	7	71.6	0:10.24	0:46.81 [6]	0:33.82 [1]	0:23.58 [2]	0:12.09 [4]	9.85L	0:33.82	+8
		Adin Thompson		600m	600m	(0:12.99)	(0:10.24)	(0:11.49)	(0:12.09)			
7	12	I'LLTELLYOU'I'MIN	6	70.7	0:10.31	0:46.93 [7]	0:33.28 [8]	0:22.97 [9]	0:11.56 [8]	10.52L	0:33.28	+8
		Reece O'Connell		600m	600m	(0:13.65)	(0:10.31)	(0:11.41)	(0:11.56)			
8	4	PRINCE PHOENIX	9	70.2	0:10.31	0:47.03 [8]	0:33.41 [7]	0:23.10 [7]	0:11.86 [7]	11.15L	0:33.41	+8
		Shakira Bailey		600m	600m	(0:13.62)	(0:10.31)	(0:11.24)	(0:11.86)			
9	9	TOP ROSE	8	71.6	0:10.18	0:47.64 [9]	0:33.88 [9]	0:23.70 [8]	0:12.17 [9]	14.75L	0:33.88	+14
		Georgina Cartwright		600m	600m	(0:13.76)	(0:10.18)	(0:11.53)	(0:12.17)			

Scratched: Betterindanude (#1), Kvas (#11), Loquito (#7)



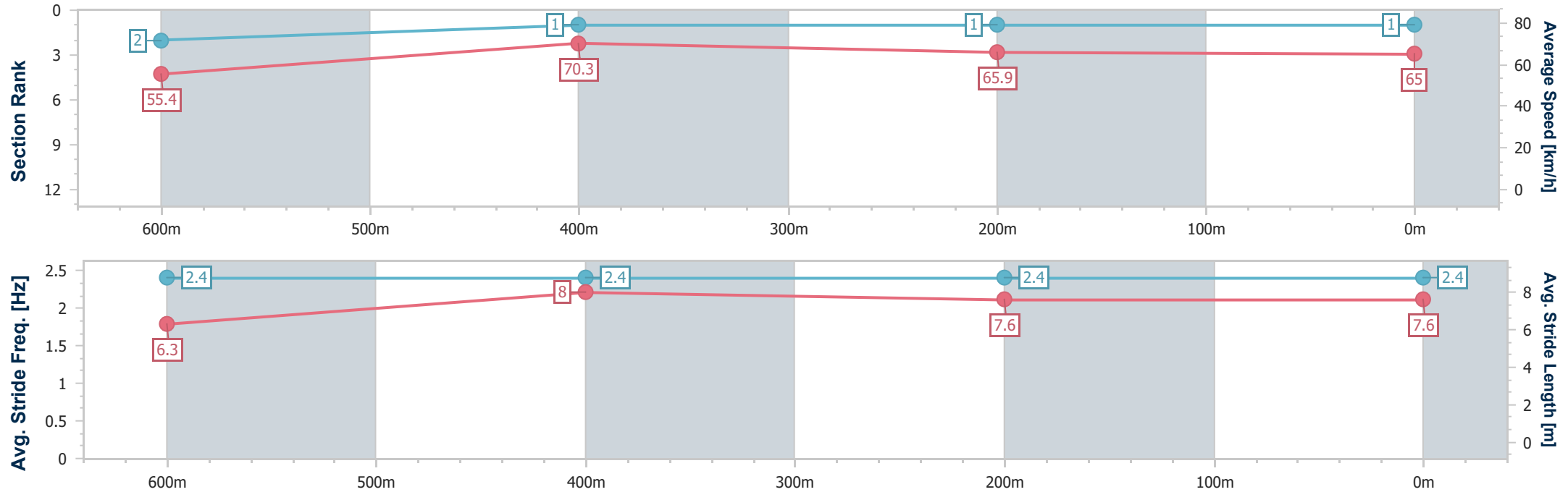
Horse/Jockey Name	Propaganda
Final Rank	1
Fastest Section Time (Section)	0:10.22 (600m)
Top Speed [km/h] (Section)	71.6 (Overall)
Race State	Finished



KilcoyProfessional
Race 2: THANK YOU KILCOY BEAUTY QTIS Three-Year-Old
Maiden Plate - 800m
19 December 2025 - 12:58
Track Rating: Good 4, Weather: Fine, Rail Position: True Entire
Course.



Section	Overall	600m	400m	200m										
Section Times	0:45.14 [1] (0:13.00)	0:32.14 [2] (0:10.22)	0:21.92 [1] (0:10.86)	0:11.06 [1] (0:11.06)										
Average Speed [km/h]	55.4	70.3	65.9	65.0										
Top Speed [km/h]	71.6	71.3	68.8	66.2										
Avg. Dist. to Rail [m]	0.8	0.9	1.1	1.5										
Avg. Stride Freq. [Hz]	2.4	2.4	2.4	2.4										
Avg. Stride Length [m]	6.3	8.0	7.6	7.6										



[] Ranking at each section and finish
-.-.- No data available at this section
NA No data available



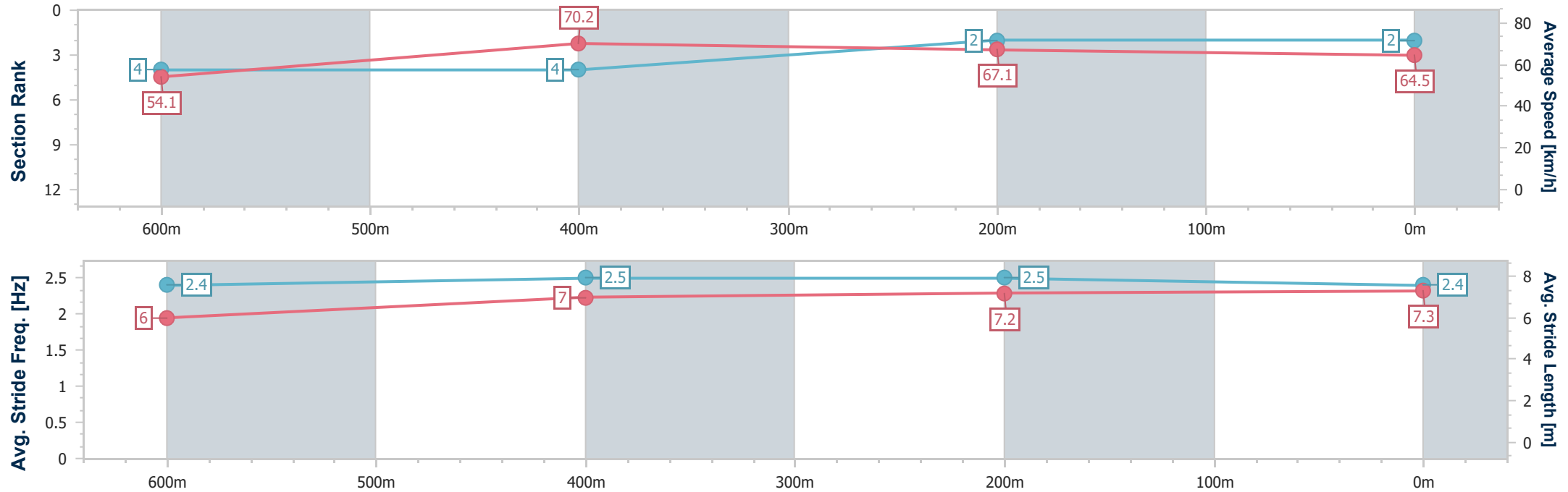
Horse/Jockey Name	Hello Punters
Final Rank	2
Fastest Section Time (Section)	0:10.24 (600m)
Top Speed [km/h] (Section)	71.6 (600m)
Race State	Finished



KilcoyProfessional
Race 2: THANK YOU KILCOY BEAUTY QTIS Three-Year-Old
Maiden Plate - 800m
19 December 2025 - 12:58
Track Rating: Good 4, Weather: Fine, Rail Position: True Entire
Course.



Section	Overall	600m	400m	200m										
Section Times	0:45.59 [2] (0:13.31)	0:32.28 [4] (0:10.24)	0:22.04 [4] (0:10.86)	0:11.18 [2] (0:11.18)										
Average Speed [km/h]	54.1	70.2	67.1	64.5										
Top Speed [km/h]	71.3	71.6	69.4	65.6										
Avg. Dist. to Rail [m]	3.4	2.4	1.6	2.4										
Avg. Stride Freq. [Hz]	2.4	2.5	2.5	2.4										
Avg. Stride Length [m]	6.0	7.0	7.2	7.3										



[] Ranking at each section and finish
-.-.- No data available at this section
NA No data available



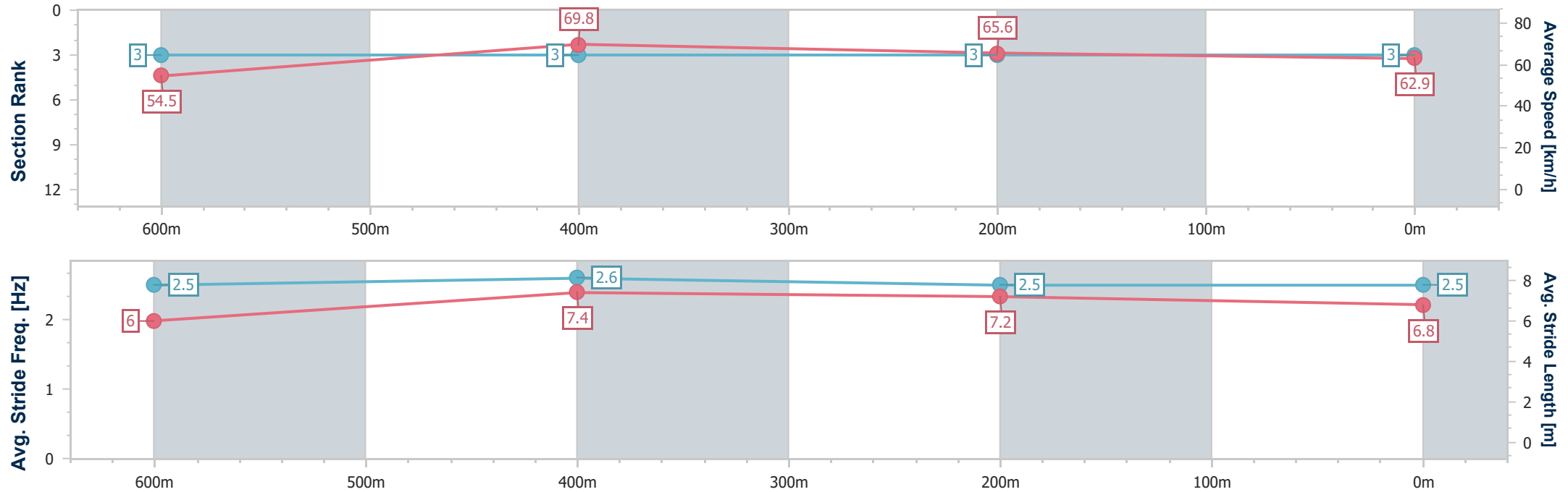
Horse/Jockey Name	Valadore
Final Rank	3
Fastest Section Time (Section)	0:10.29 (600m)
Top Speed [km/h] (Section)	71.1 (600m)
Race State	Finished



KilcoyProfessional
Race 2: THANK YOU KILCOY BEAUTY QTIS Three-Year-Old
Maiden Plate - 800m
19 December 2025 - 12:58
Track Rating: Good 4, Weather: Fine, Rail Position: True Entire
Course.



Section	Overall	600m	400m	200m										
Section Times	0:45.98 [3] (0:13.22)	0:32.76 [3] (0:10.29)	0:22.47 [3] (0:11.00)	0:11.47 [3] (0:11.47)										
Average Speed [km/h]	54.5	69.8	65.6	62.9										
Top Speed [km/h]	70.9	71.1	68.1	65.2										
Avg. Dist. to Rail [m]	2.1	0.5	0.6	0.6										
Avg. Stride Freq. [Hz]	2.5	2.6	2.5	2.5										
Avg. Stride Length [m]	6.0	7.4	7.2	6.8										





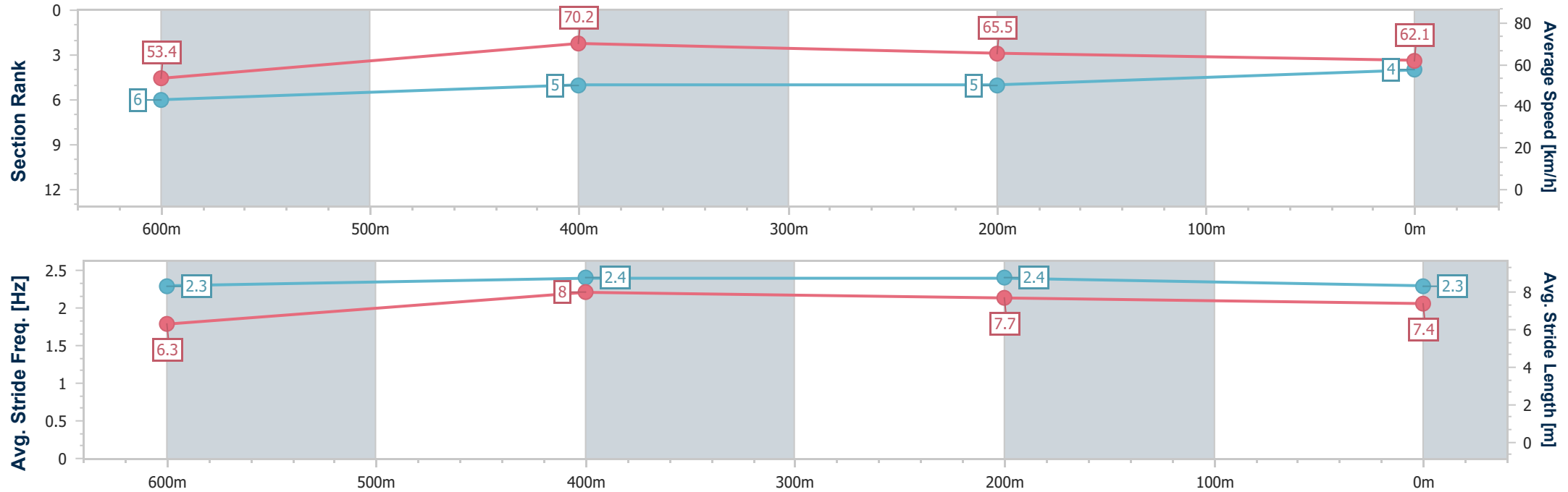
Horse/Jockey Name	Sort Of In Love
Final Rank	4
Fastest Section Time (Section)	0:10.22 (600m)
Top Speed [km/h] (Section)	71.6 (600m)
Race State	Finished



KilcoyProfessional
Race 2: THANK YOU KILCOY BEAUTY QTIS Three-Year-Old
Maiden Plate - 800m
19 December 2025 - 12:58
Track Rating: Good 4, Weather: Fine, Rail Position: True Entire
Course.



Section	Overall	600m	400m	200m										
Section Times	0:46.59 [4] (0:13.49)	0:33.10 [6] (0:10.22)	0:22.88 [5] (0:11.16)	0:11.72 [5] (0:11.72)										
Average Speed [km/h]	53.4	70.2	65.5	62.1										
Top Speed [km/h]	71.3	71.6	68.7	63.9										
Avg. Dist. to Rail [m]	3.1	2.1	2.0	5.9										
Avg. Stride Freq. [Hz]	2.3	2.4	2.4	2.3										
Avg. Stride Length [m]	6.3	8.0	7.7	7.4										



- [] Ranking at each section and finish
- .-.- No data available at this section
- NA No data available



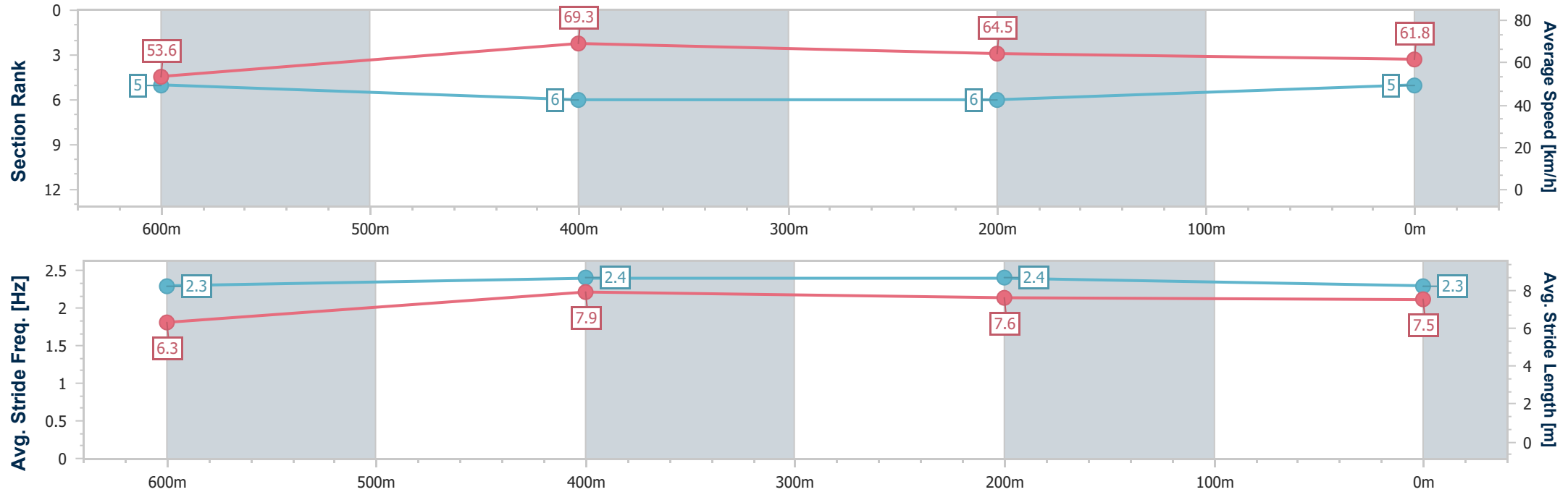
Horse/Jockey Name	Going My Way
Final Rank	5
Fastest Section Time (Section)	0:10.37 (600m)
Top Speed [km/h] (Section)	70.2 (600m)
Race State	Finished



KilcoyProfessional
Race 2: THANK YOU KILCOY BEAUTY QTIS Three-Year-Old
Maiden Plate - 800m
19 December 2025 - 12:58
Track Rating: Good 4, Weather: Fine, Rail Position: True Entire
Course.



Section	Overall	600m	400m	200m															
Section Times	0:46.64 [5] (0:13.47)	0:33.17 [5] (0:10.37)	0:22.80 [6] (0:11.20)	0:11.60 [6] (0:11.60)															
Average Speed [km/h]	53.6	69.3	64.5	61.8															
Top Speed [km/h]	69.5	70.2	67.0	63.0															
Avg. Dist. to Rail [m]	0.8	1.6	0.8	0.6															
Avg. Stride Freq. [Hz]	2.3	2.4	2.4	2.3															
Avg. Stride Length [m]	6.3	7.9	7.6	7.5															



[] Ranking at each section and finish
-.-.- No data available at this section
NA No data available



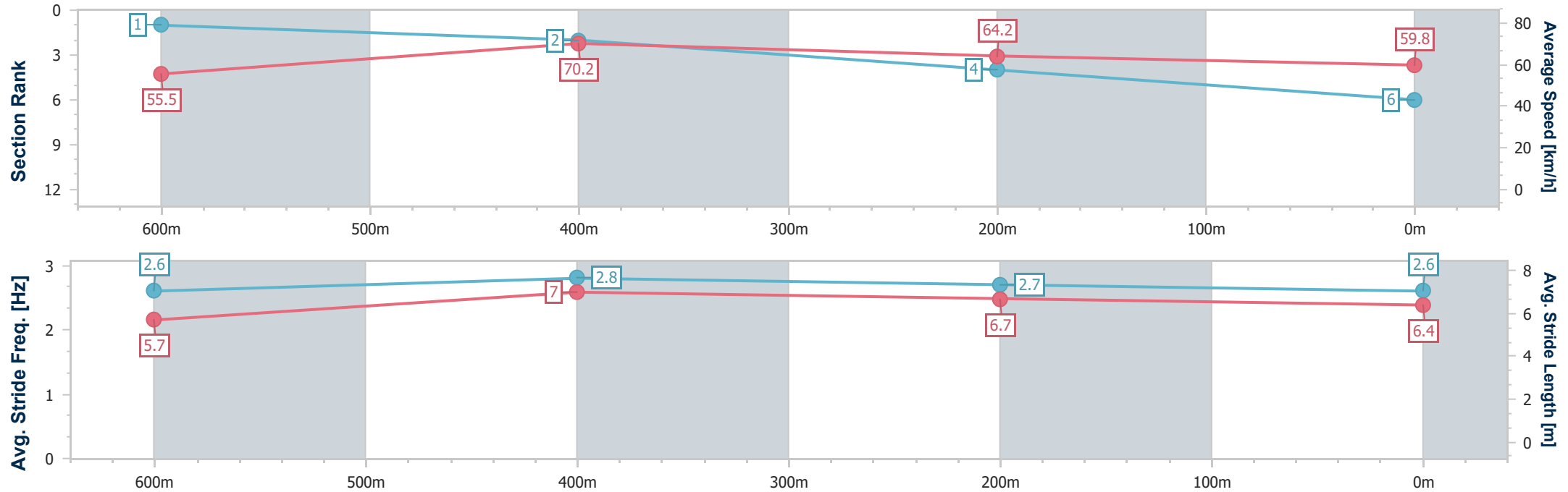
Horse/Jockey Name	Joyful Conquest
Final Rank	6
Fastest Section Time (Section)	0:10.24 (600m)
Top Speed [km/h] (Section)	71.6 (600m)
Race State	Finished



KilcoyProfessional
Race 2: THANK YOU KILCOY BEAUTY QTIS Three-Year-Old
Maiden Plate - 800m
19 December 2025 - 12:58
Track Rating: Good 4, Weather: Fine, Rail Position: True Entire
Course.



Section	Overall	600m	400m	200m										
Section Times	0:46.81 [6] (0:12.99)	0:33.82 [1] (0:10.24)	0:23.58 [2] (0:11.49)	0:12.09 [4] (0:12.09)										
Average Speed [km/h]	55.5	70.2	64.2	59.8										
Top Speed [km/h]	71.4	71.6	67.2	63.1										
Avg. Dist. to Rail [m]	3.6	2.7	2.7	3.5										
Avg. Stride Freq. [Hz]	2.6	2.8	2.7	2.6										
Avg. Stride Length [m]	5.7	7.0	6.7	6.4										



- [] Ranking at each section and finish
- .-.- No data available at this section
- NA No data available



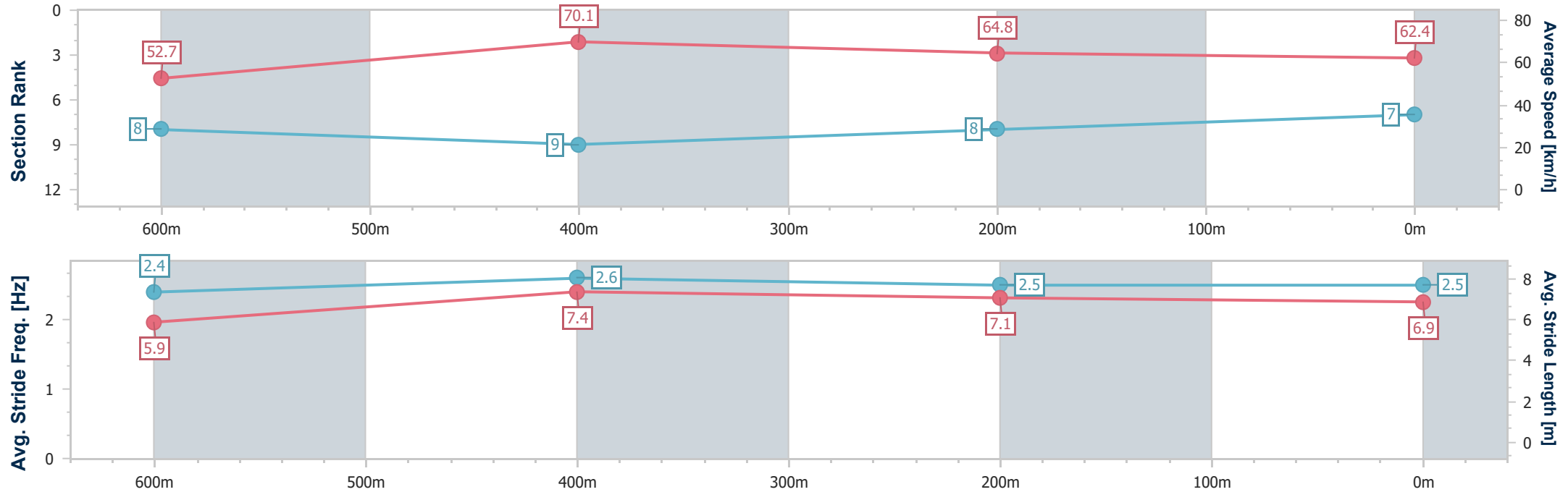
Horse/Jockey Name	I'ltellyou'i'min
Final Rank	7
Fastest Section Time (Section)	0:10.31 (600m)
Top Speed [km/h] (Section)	70.7 (600m)
Race State	Finished



KilcoyProfessional
Race 2: THANK YOU KILCOY BEAUTY QTIS Three-Year-Old
Maiden Plate - 800m
19 December 2025 - 12:58
Track Rating: Good 4, Weather: Fine, Rail Position: True Entire
Course.



Section	Overall	600m	400m	200m										
Section Times	0:46.93 [7] (0:13.65)	0:33.28 [8] (0:10.31)	0:22.97 [9] (0:11.41)	0:11.56 [8] (0:11.56)										
Average Speed [km/h]	52.7	70.1	64.8	62.4										
Top Speed [km/h]	69.5	70.7	68.8	64.8										
Avg. Dist. to Rail [m]	4.9	3.3	3.4	3.5										
Avg. Stride Freq. [Hz]	2.4	2.6	2.5	2.5										
Avg. Stride Length [m]	5.9	7.4	7.1	6.9										



- [] Ranking at each section and finish
- .-.- No data available at this section
- NA No data available



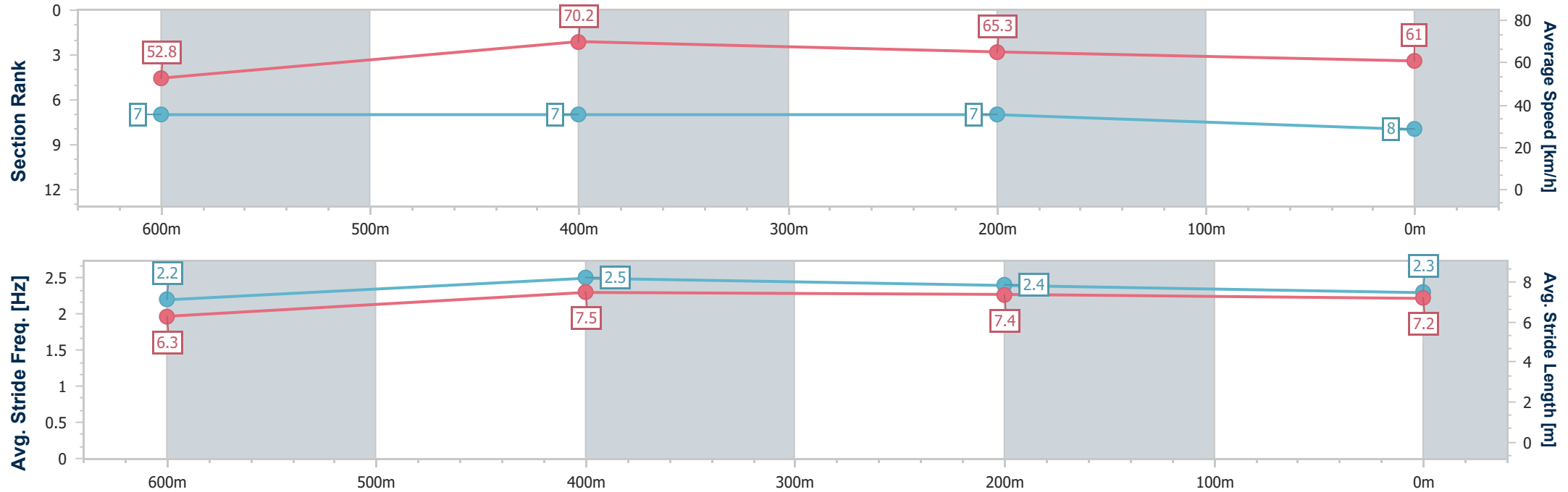
Horse/Jockey Name	Prince Phoenix
Final Rank	8
Fastest Section Time (Section)	0:10.31 (600m)
Top Speed [km/h] (Section)	70.2 (600m)
Race State	Finished



KilcoyProfessional
Race 2: THANK YOU KILCOY BEAUTY QTIS Three-Year-Old
Maiden Plate - 800m
19 December 2025 - 12:58
Track Rating: Good 4, Weather: Fine, Rail Position: True Entire
Course.



Section	Overall	600m	400m	200m										
Section Times	0:47.03 [8] (0:13.62)	0:33.41 [7] (0:10.31)	0:23.10 [7] (0:11.24)	0:11.86 [7] (0:11.86)										
Average Speed [km/h]	52.8	70.2	65.3	61.0										
Top Speed [km/h]	69.2	70.2	67.9	63.0										
Avg. Dist. to Rail [m]	8.4	6.3	2.9	2.4										
Avg. Stride Freq. [Hz]	2.2	2.5	2.4	2.3										
Avg. Stride Length [m]	6.3	7.5	7.4	7.2										





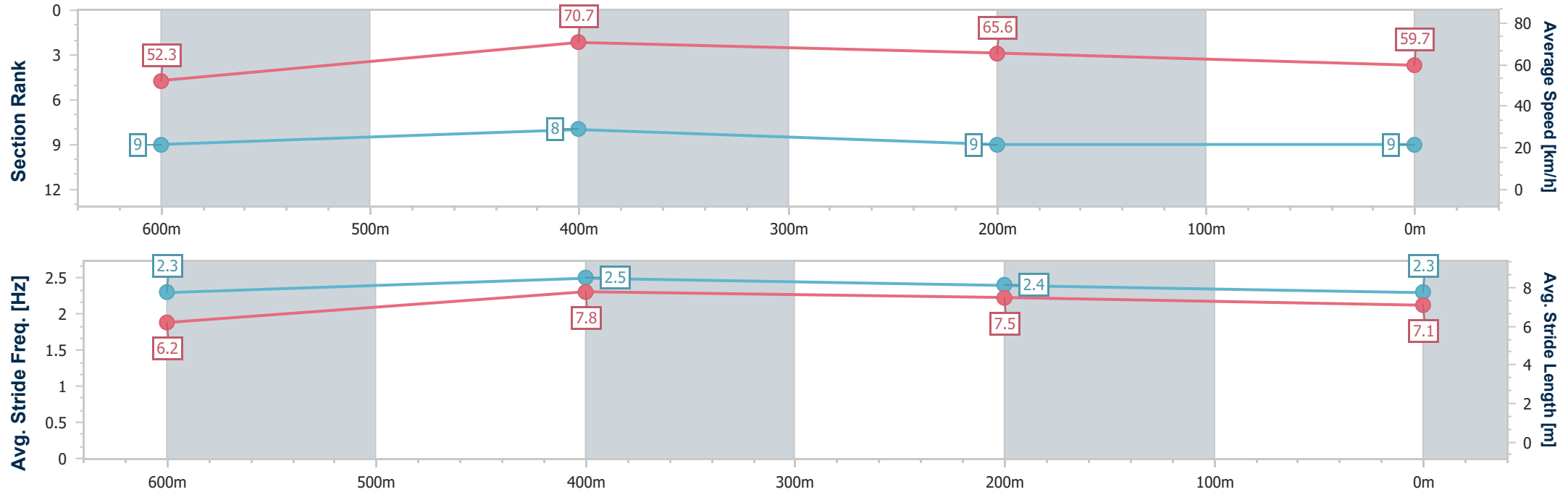
Horse/Jockey Name	Top Rose
Final Rank	9
Fastest Section Time (Section)	0:10.18 (600m)
Top Speed [km/h] (Section)	71.6 (600m)
Race State	Finished



KilcoyProfessional
Race 2: THANK YOU KILCOY BEAUTY QTIS Three-Year-Old
Maiden Plate - 800m
19 December 2025 - 12:58
Track Rating: Good 4, Weather: Fine, Rail Position: True Entire
Course.



Section	Overall	600m	400m	200m										
Section Times	0:47.64 [9] (0:13.76)	0:33.88 [9] (0:10.18)	0:23.70 [8] (0:11.53)	0:12.17 [9] (0:12.17)										
Average Speed [km/h]	52.3	70.7	65.6	59.7										
Top Speed [km/h]	71.3	71.6	69.0	62.9										
Avg. Dist. to Rail [m]	5.9	4.9	6.2	6.0										
Avg. Stride Freq. [Hz]	2.3	2.5	2.4	2.3										
Avg. Stride Length [m]	6.2	7.8	7.5	7.1										





KilcoyProfessional
Race 3: KILCOY EXCHANGE HOTEL RATINGS BAND 0 - 58 Handicap - 1900m
19 December 2025 - 13:32



Track Rating: Good 4, Weather: Fine, Rail Position: True Entire Course.

Section						Overall	1800m	1600m	1400m	1200m	1000m	800m	Last 600m		
Field Times						1:57.58 (0:08.85)	1:48.73 (0:11.44)	1:37.29 (0:11.58)	1:25.71 (0:12.05)	1:13.66 (0:12.58)	1:01.08 (0:12.46)	0:48.62 (0:12.14)	0:36.48		
Rank	TAB	Horse/Jockey	Barrier	Top Speed [km/h]	Fastest Section									Distance Travelled [m]	
1	13	BATTLESPACE	3	63.1	0:08.93	1:57.58 [1]	1:48.65 [2]	1:37.01 [3]	1:25.24 [3]	1:13.12 [3]	1:00.44 [4]	0:48.01 [4]	0:35.83		
		Cody Collis		1800m	Overall	(0:08.93)	(0:11.64)	(0:11.77)	(0:12.12)	(0:12.68)	(0:12.43)	(0:12.18)			
2	9	HELL OF A PRINCE	6	64.5	0:08.85	1:57.67 [2]	1:48.82 [1]	1:37.38 [1]	1:25.80 [1]	1:13.75 [1]	1:01.17 [1]	0:48.71 [1]	0:36.57 -7		
		Erin Molloy		1800m	Overall	(0:08.85)	(0:11.44)	(0:11.58)	(0:12.05)	(0:12.58)	(0:12.46)	(0:12.14)			
3	10	PIMPERNEL	1	63.6	0:09.31	1:57.80 [3]	1:48.49 [6]	1:36.94 [5]	1:25.30 [4]	1:13.26 [4]	1:00.76 [3]	0:48.45 [3]	0:36.42 -5		
		Micheal Hellyer		1800m	Overall	(0:09.31)	(0:11.55)	(0:11.64)	(0:12.04)	(0:12.50)	(0:12.31)	(0:12.03)			
4	6	BORN TO BE ALIVE	2	62.9	0:09.00	1:58.02 [4]	1:49.02 [4]	1:37.46 [2]	1:25.96 [2]	1:13.86 [2]	1:01.17 [2]	0:48.83 [2]	0:36.73 -4		
		Amelia Heinrich		1600m	Overall	(0:09.00)	(0:11.56)	(0:11.50)	(0:12.10)	(0:12.69)	(0:12.34)	(0:12.10)			
5	11	BUDDY'S TALE	4	63.8	0:09.64	1:58.04 [5]	1:48.40 [9]	1:36.83 [7]	1:25.30 [7]	1:13.17 [7]	1:00.60 [7]	0:48.17 [9]	0:35.92 -3		
		Shakira Bailey		1800m	Overall	(0:09.64)	(0:11.57)	(0:11.53)	(0:12.13)	(0:12.57)	(0:12.43)	(0:12.25)			
6	4	SECURITY ADVISOR	11	63.4	0:08.96	1:58.60 [6]	1:49.64 [3]	1:37.91 [4]	1:26.07 [5]	1:13.96 [5]	1:01.39 [5]	0:48.98 [5]	0:36.64 +12		
		Bailie Baker		1600m	Overall	(0:08.96)	(0:11.73)	(0:11.84)	(0:12.11)	(0:12.57)	(0:12.41)	(0:12.34)			
7	2	CHANGE THE DEEL	10	63.2	0:09.97	1:58.75 [7]	1:48.78 [11]	1:36.96 [11]	1:25.19 [11]	1:12.98 [11]	1:00.75 [11]	0:48.45 [11]	0:36.06 +3		
		Sean Cormack		600m	Overall	(0:09.97)	(0:11.82)	(0:11.77)	(0:12.21)	(0:12.23)	(0:12.30)	(0:12.39)			
8	8	KATERINI	9	64.3	0:09.63	1:58.99 [8]	1:49.36 [8]	1:37.77 [8]	1:26.03 [8]	1:13.93 [8]	1:01.39 [10]	0:48.92 [10]	0:36.69 +3		
		Montanna Savva		1800m	Overall	(0:09.63)	(0:11.59)	(0:11.74)	(0:12.10)	(0:12.54)	(0:12.47)	(0:12.23)			
9	5	GREEN MEADOWS	5	63.0	0:09.26	1:59.12 [9]	1:49.86 [5]	1:38.14 [6]	1:26.55 [6]	1:14.47 [6]	1:01.78 [6]	0:49.33 [6]	0:37.06 +9		
		Les Tilley		1600m	Overall	(0:09.26)	(0:11.72)	(0:11.59)	(0:12.08)	(0:12.69)	(0:12.45)	(0:12.27)			
10	1	BRAVE BOY	7	62.4	0:09.62	1:59.31 [10]	1:49.69 [7]	1:37.75 [9]	1:26.03 [9]	1:14.03 [9]	1:01.82 [8]	0:49.48 [7]	0:36.91 +1		
		Michael Murphy		1400m	Overall	(0:09.62)	(0:11.94)	(0:11.72)	(0:12.00)	(0:12.21)	(0:12.34)	(0:12.57)			

Scratched: Funky Me (#7), Earlston (#12)



KilcoyProfessional
Race 3: KILCOY EXCHANGE HOTEL RATINGS BAND 0 - 58 Handicap - 1900m
19 December 2025 - 13:32



Track Rating: Good 4, Weather: Fine, Rail Position: True Entire Course.

Section						Overall	1800m	1600m	1400m	1200m	1000m	800m	Last 600m		
Field Times						1:57.58 (0:08.85)	1:48.73 (0:11.44)	1:37.29 (0:11.58)	1:25.71 (0:12.05)	1:13.66 (0:12.58)	1:01.08 (0:12.46)	0:48.62 (0:12.14)	0:36.48		
Rank	TAB	Horse/Jockey	Barrier	Top Speed [km/h]	Fastest Section										Distance Travelled [m]
11	3	TWILIGHT STEPS	8	63.5	0:09.88	1:59.42 [11]	1:49.54 [10]	1:37.69 [10]	1:26.04 [10]	1:13.94 [10]	1:01.89 [9]	0:49.59 [8]	0:37.17	+15	
		Kayla Johnston		1600m	Overall	(0:09.88)	(0:11.85)	(0:11.65)	(0:12.10)	(0:12.05)	(0:12.30)	(0:12.42)			

Scratched: Funky Me (#7), Earlston (#12)



KilcoyProfessional
Race 3: KILCOY EXCHANGE HOTEL RATINGS BAND 0 - 58 Handicap - 1900m
19 December 2025 - 13:32



Track Rating: Good 4, Weather: Fine, Rail Position: True Entire Course.

Section							600m	400m	200m			Last 600m
Field Times							0:36.48 (0:11.84)	0:24.64 (0:12.02)	0:12.62 (0:12.62)			0:36.48
Rank	TAB	Horse/Jockey	Barrier	Top Speed [km/h]	Fastest Section				Margin			Distance Travelled [m]
1	13	BATTLESPACE	3	63.1	0:08.93	0:35.83 [4]	0:24.13 [4]	0:12.15 [4]	1:57.58			0:35.83
		Cody Collis		1800m	Overall	(0:11.70)	(0:11.98)	(0:12.15)				
2	9	HELL OF A PRINCE	6	64.5	0:08.85	0:36.57 [1]	0:24.73 [1]	0:12.71 [1]	0.55L			0:36.57
		Erin Molloy		1800m	Overall	(0:11.84)	(0:12.02)	(0:12.71)				-7
3	10	PIMPERNEL	1	63.6	0:09.31	0:36.42 [3]	0:24.60 [3]	0:12.52 [3]	1.3L			0:36.42
		Micheal Hellyer		1800m	Overall	(0:11.82)	(0:12.08)	(0:12.52)				-5
4	6	BORN TO BE ALIVE	2	62.9	0:09.00	0:36.73 [2]	0:24.98 [2]	0:12.92 [2]	2.62L			0:36.73
		Amelia Heinrich		1600m	Overall	(0:11.75)	(0:12.06)	(0:12.92)				-4
5	11	BUDDY'S TALE	4	63.8	0:09.64	0:35.92 [7]	0:24.16 [7]	0:12.30 [5]	2.7L			0:35.92
		Shakira Bailey		1800m	Overall	(0:11.76)	(0:11.86)	(0:12.30)				-3
6	4	SECURITY ADVISOR	11	63.4	0:08.96	0:36.64 [5]	0:24.86 [5]	0:12.53 [6]	6.05L			0:36.64
		Bailie Baker		1600m	Overall	(0:11.78)	(0:12.33)	(0:12.53)				+12
7	2	CHANGE THE DEEL	10	63.2	0:09.97	0:36.06 [11]	0:24.45 [10]	0:12.48 [7]	6.89L			0:36.06
		Sean Cormack		600m	Overall	(0:11.61)	(0:11.97)	(0:12.48)				+3
8	8	KATERINI	9	64.3	0:09.63	0:36.69 [9]	0:24.77 [8]	0:12.48 [9]	8.33L			0:36.69
		Montanna Savva		1800m	Overall	(0:11.92)	(0:12.29)	(0:12.48)				+3
9	5	GREEN MEADOWS	5	63.0	0:09.26	0:37.06 [6]	0:25.31 [6]	0:12.83 [8]	9.1L			0:37.06
		Les Tilley		1600m	Overall	(0:11.75)	(0:12.48)	(0:12.83)				+9
10	1	BRAVE BOY	7	62.4	0:09.62	0:36.91 [10]	0:24.93 [11]	0:12.68 [10]	10.17L			0:36.91
		Michael Murphy		1400m	Overall	(0:11.98)	(0:12.25)	(0:12.68)				+1

Scratched: Funky Me (#7), Earlston (#12)



KilcoyProfessional
Race 3: KILCOY EXCHANGE HOTEL RATINGS BAND 0 - 58 Handicap - 1900m
19 December 2025 - 13:32



Track Rating: Good 4, Weather: Fine, Rail Position: True Entire Course.

Section						600m	400m	200m	Last 600m			
Field Times						0:36.48 (0:11.84)	0:24.64 (0:12.02)	0:12.62 (0:12.62)	0:36.48			
Rank	TAB	Horse/Jockey	Barrier	Top Speed [km/h]	Fastest Section	Margin				Distance Travelled [m]		
11	3	TWILIGHT STEPS	8	63.5	0:09.88	0:37.17 [8]	0:25.16 [9]	0:12.70 [11]	10.84L	0:37.17 +15		
		Kayla Johnston		1600m	Overall	(0:12.01)	(0:12.46)	(0:12.70)				

Scratched: Funky Me (#7), Earlston (#12)



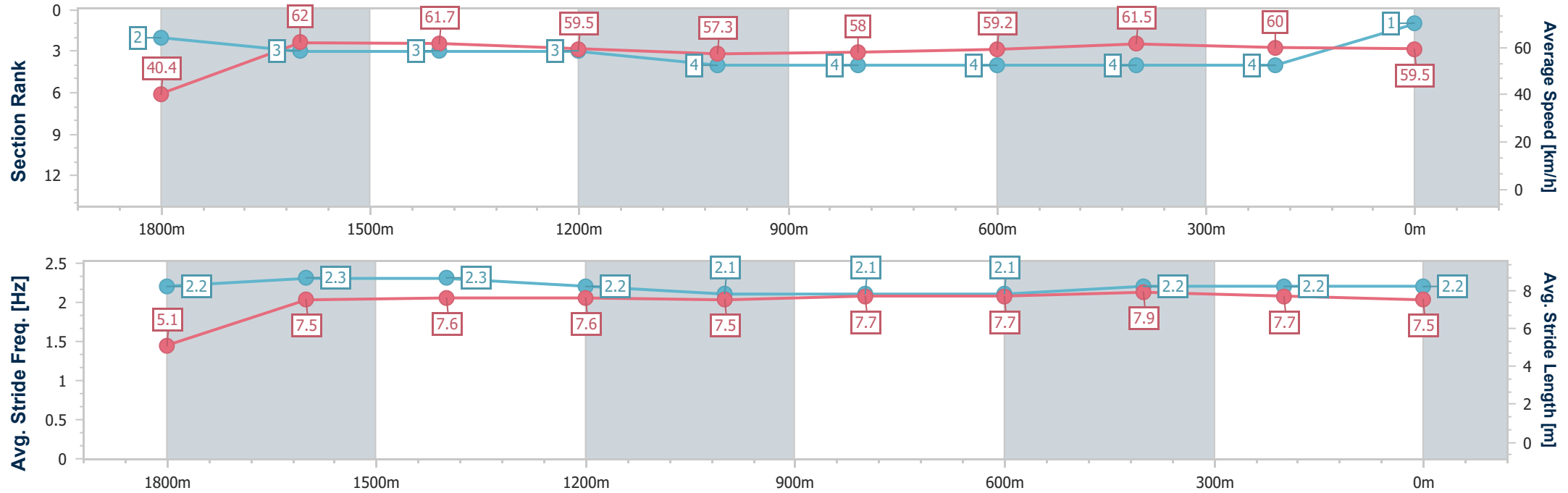
Horse/Jockey Name	Battlespace
Final Rank	1
Fastest Section Time (Section)	0:08.93 (Overall)
Top Speed [km/h] (Section)	63.1 (1800m)
Race State	Finished



KilcoyProfessional
Race 3: KILCOY EXCHANGE HOTEL RATINGS BAND 0 - 58
Handicap - 1900m
19 December 2025 - 13:32
Track Rating: Good 4, Weather: Fine, Rail Position: True Entire Course.



Section	Overall	1800m	1600m	1400m	1200m	1000m	800m	600m	400m	200m			
Section Times	1:57.58 [1] (0:08.93)	1:48.65 [2] (0:11.64)	1:37.01 [3] (0:11.77)	1:25.24 [3] (0:12.12)	1:13.12 [3] (0:12.68)	1:00.44 [4] (0:12.43)	0:48.01 [4] (0:12.18)	0:35.83 [4] (0:11.70)	0:24.13 [4] (0:11.98)	0:12.15 [4] (0:12.15)			
Average Speed [km/h]	40.4	62.0	61.7	59.5	57.3	58.0	59.2	61.5	60.0	59.5			
Top Speed [km/h]	61.0	63.1	62.1	61.3	58.1	58.9	59.8	62.9	62.1	61.1			
Avg. Dist. to Rail [m]	4.7	1.5	1.1	1.6	1.5	1.1	0.3	0.5	0.4	3.8			
Avg. Stride Freq. [Hz]	2.2	2.3	2.3	2.2	2.1	2.1	2.1	2.2	2.2	2.2			
Avg. Stride Length [m]	5.1	7.5	7.6	7.6	7.5	7.7	7.7	7.9	7.7	7.5			



[] Ranking at each section and finish
- - - - No data available at this section
NA No data available



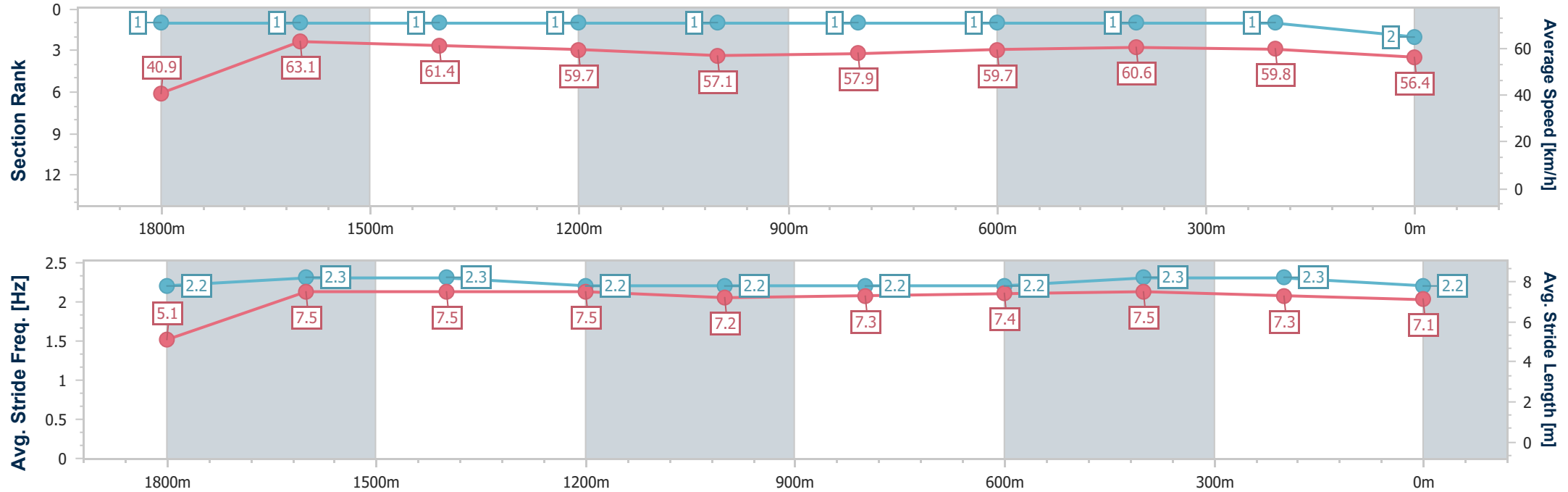
Horse/Jockey Name	Hell Of A Prince
Final Rank	2
Fastest Section Time (Section)	0:08.85 (Overall)
Top Speed [km/h] (Section)	64.5 (1800m)
Race State	Finished



KilcoyProfessional
Race 3: KILCOY EXCHANGE HOTEL RATINGS BAND 0 - 58
Handicap - 1900m
19 December 2025 - 13:32
Track Rating: Good 4, Weather: Fine, Rail Position: True Entire Course.



Section	Overall	1800m	1600m	1400m	1200m	1000m	800m	600m	400m	200m			
Section Times	1:57.67 [2] (0:08.85)	1:48.82 [1] (0:11.44)	1:37.38 [1] (0:11.58)	1:25.80 [1] (0:12.05)	1:13.75 [1] (0:12.58)	1:01.17 [1] (0:12.46)	0:48.71 [1] (0:12.14)	0:36.57 [1] (0:11.84)	0:24.73 [1] (0:12.02)	0:12.71 [1] (0:12.71)			
Average Speed [km/h]	40.9	63.1	61.4	59.7	57.1	57.9	59.7	60.6	59.8	56.4			
Top Speed [km/h]	62.7	64.5	62.5	62.1	58.5	59.0	60.4	62.3	61.7	57.7			
Avg. Dist. to Rail [m]	7.1	2.5	1.1	0.2	0.7	0.6	0.8	1.3	0.8	0.4			
Avg. Stride Freq. [Hz]	2.2	2.3	2.3	2.2	2.2	2.2	2.2	2.3	2.3	2.2			
Avg. Stride Length [m]	5.1	7.5	7.5	7.5	7.2	7.3	7.4	7.5	7.3	7.1			



[] Ranking at each section and finish
- - - - - No data available at this section
NA No data available



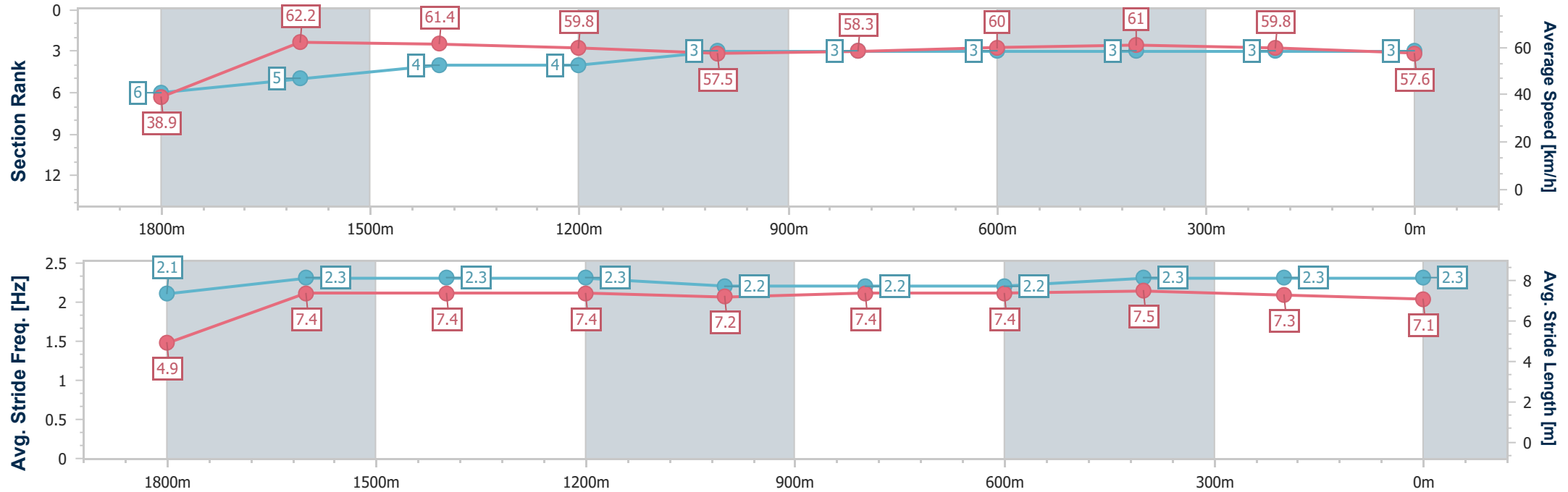
Horse/Jockey Name	Pimpernel
Final Rank	3
Fastest Section Time (Section)	0:09.31 (Overall)
Top Speed [km/h] (Section)	63.6 (1800m)
Race State	Finished



KilcoyProfessional
Race 3: KILCOY EXCHANGE HOTEL RATINGS BAND 0 - 58
Handicap - 1900m
19 December 2025 - 13:32
Track Rating: Good 4, Weather: Fine, Rail Position: True Entire Course.



Section	Overall	1800m	1600m	1400m	1200m	1000m	800m	600m	400m	200m			
Section Times	1:57.80 [3] (0:09.31)	1:48.49 [6] (0:11.55)	1:36.94 [5] (0:11.64)	1:25.30 [4] (0:12.04)	1:13.26 [4] (0:12.50)	1:00.76 [3] (0:12.31)	0:48.45 [3] (0:12.03)	0:36.42 [3] (0:11.82)	0:24.60 [3] (0:12.08)	0:12.52 [3] (0:12.52)			
Average Speed [km/h]	38.9	62.2	61.4	59.8	57.5	58.3	60.0	61.0	59.8	57.6			
Top Speed [km/h]	59.5	63.6	62.6	62.2	58.1	59.0	60.7	62.1	60.9	58.4			
Avg. Dist. to Rail [m]	2.9	0.5	0.7	0.5	0.4	0.5	0.9	2.1	0.7	2.7			
Avg. Stride Freq. [Hz]	2.1	2.3	2.3	2.3	2.2	2.2	2.2	2.3	2.3	2.3			
Avg. Stride Length [m]	4.9	7.4	7.4	7.4	7.2	7.4	7.4	7.5	7.3	7.1			



[] Ranking at each section and finish
-.-.- No data available at this section
NA No data available



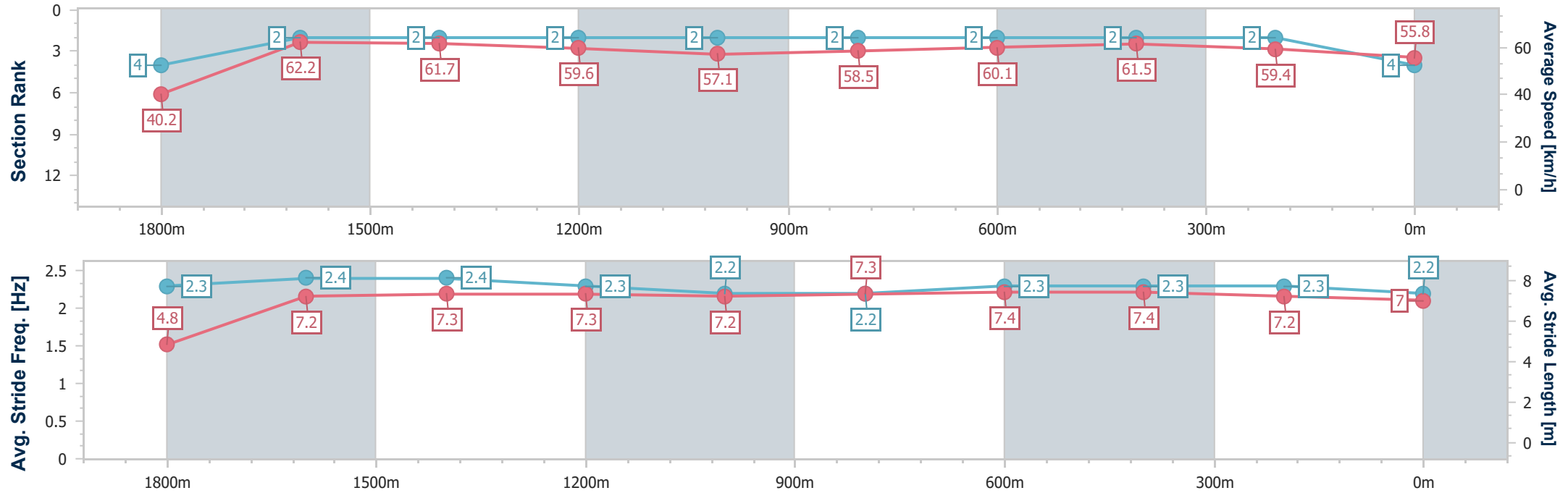
Horse/Jockey Name	Born To Be Alive
Final Rank	4
Fastest Section Time (Section)	0:09.00 (Overall)
Top Speed [km/h] (Section)	62.9 (1600m)
Race State	Finished



KilcoyProfessional
Race 3: KILCOY EXCHANGE HOTEL RATINGS BAND 0 - 58
Handicap - 1900m
19 December 2025 - 13:32
Track Rating: Good 4, Weather: Fine, Rail Position: True Entire Course.



Section	Overall	1800m	1600m	1400m	1200m	1000m	800m	600m	400m	200m			
Section Times	1:58.02 [4] (0:09.00)	1:49.02 [4] (0:11.56)	1:37.46 [2] (0:11.50)	1:25.96 [2] (0:12.10)	1:13.86 [2] (0:12.69)	1:01.17 [2] (0:12.34)	0:48.83 [2] (0:12.10)	0:36.73 [2] (0:11.75)	0:24.98 [2] (0:12.06)	0:12.92 [2] (0:12.92)			
Average Speed [km/h]	40.2	62.2	61.7	59.6	57.1	58.5	60.1	61.5	59.4	55.8			
Top Speed [km/h]	61.3	62.7	62.9	62.5	58.0	59.3	60.7	62.1	61.6	57.9			
Avg. Dist. to Rail [m]	4.8	1.4	1.4	0.3	0.7	1.4	1.6	1.0	0.4	0.5			
Avg. Stride Freq. [Hz]	2.3	2.4	2.4	2.3	2.2	2.2	2.3	2.3	2.3	2.2			
Avg. Stride Length [m]	4.8	7.2	7.3	7.3	7.2	7.3	7.4	7.4	7.2	7.0			



- [] Ranking at each section and finish
- .-.- No data available at this section
- NA No data available



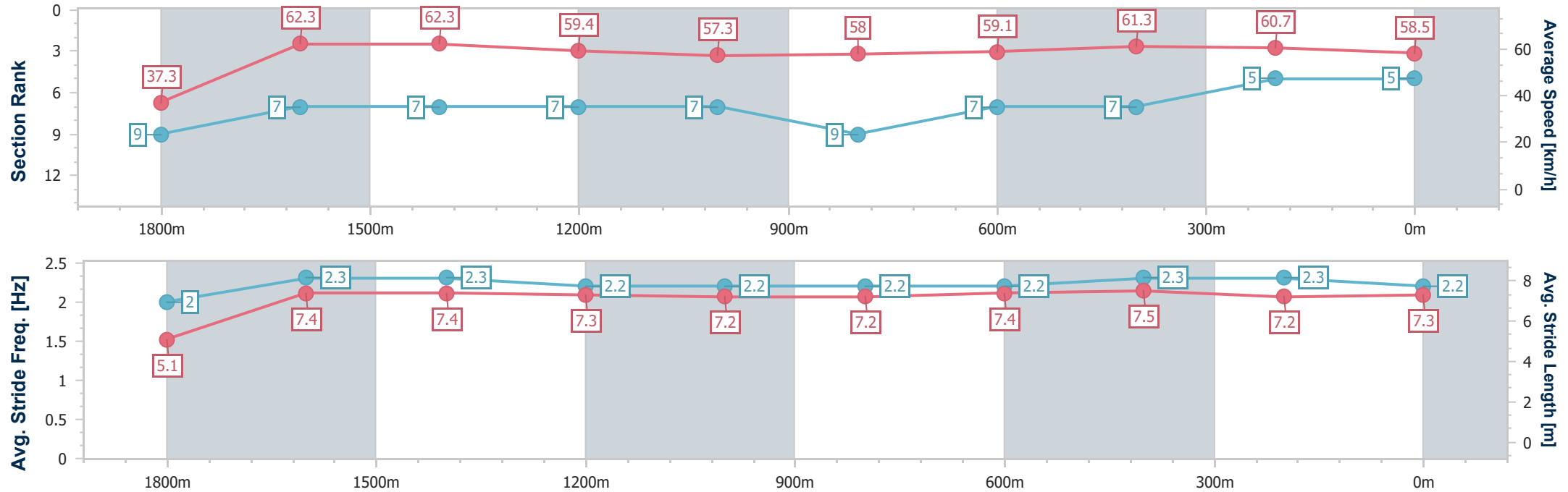
Horse/Jockey Name	Buddy's Tale
Final Rank	5
Fastest Section Time (Section)	0:09.64 (Overall)
Top Speed [km/h] (Section)	63.8 (1800m)
Race State	Finished



KilcoyProfessional
Race 3: KILCOY EXCHANGE HOTEL RATINGS BAND 0 - 58
Handicap - 1900m
19 December 2025 - 13:32
Track Rating: Good 4, Weather: Fine, Rail Position: True Entire Course.



Section	Overall	1800m	1600m	1400m	1200m	1000m	800m	600m	400m	200m			
Section Times	1:58.04 [5] (0:09.64)	1:48.40 [9] (0:11.57)	1:36.83 [7] (0:11.53)	1:25.30 [7] (0:12.13)	1:13.17 [7] (0:12.57)	1:00.60 [7] (0:12.43)	0:48.17 [9] (0:12.25)	0:35.92 [7] (0:11.76)	0:24.16 [7] (0:11.86)	0:12.30 [5] (0:12.30)			
Average Speed [km/h]	37.3	62.3	62.3	59.4	57.3	58.0	59.1	61.3	60.7	58.5			
Top Speed [km/h]	59.4	63.8	63.1	61.3	58.0	58.6	60.5	62.1	61.4	60.6			
Avg. Dist. to Rail [m]	5.2	0.7	0.8	0.6	0.5	0.5	0.8	1.0	0.4	2.1			
Avg. Stride Freq. [Hz]	2.0	2.3	2.3	2.2	2.2	2.2	2.2	2.3	2.3	2.2			
Avg. Stride Length [m]	5.1	7.4	7.4	7.3	7.2	7.2	7.4	7.5	7.2	7.3			



[] Ranking at each section and finish
-.-.- No data available at this section
NA No data available



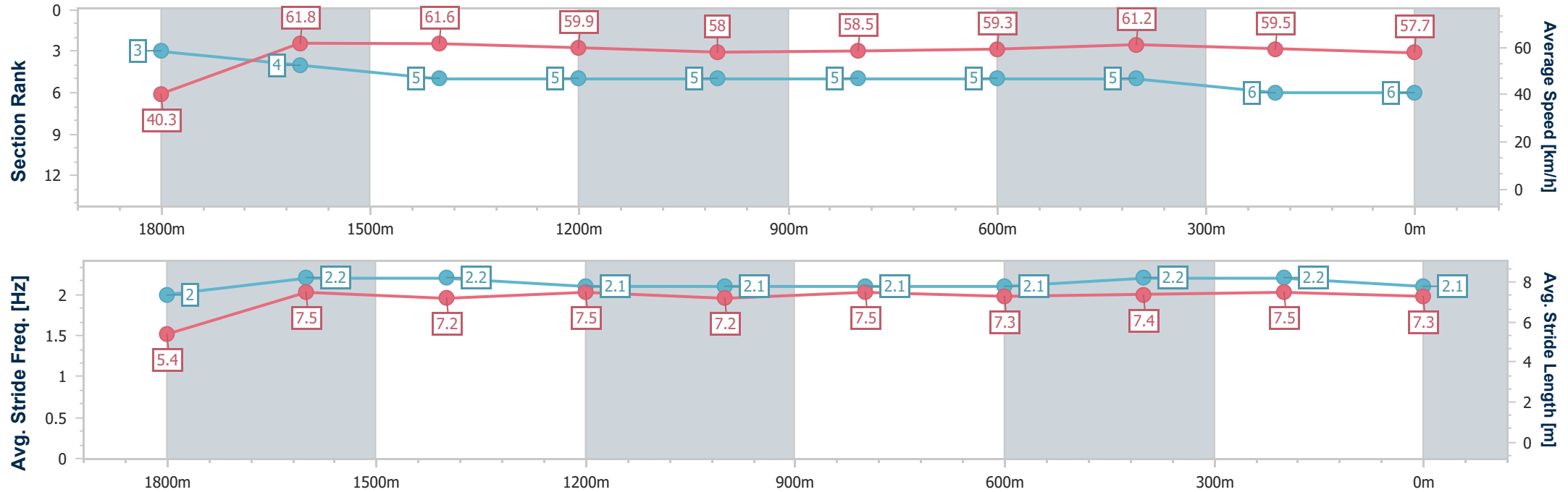
Horse/Jockey Name	Security Advisor
Final Rank	6
Fastest Section Time (Section)	0:08.96 (Overall)
Top Speed [km/h] (Section)	63.4 (1600m)
Race State	Finished



KilcoyProfessional
Race 3: KILCOY EXCHANGE HOTEL RATINGS BAND 0 - 58
Handicap - 1900m
19 December 2025 - 13:32
Track Rating: Good 4, Weather: Fine, Rail Position: True Entire Course.



Section	Overall	1800m	1600m	1400m	1200m	1000m	800m	600m	400m	200m			
Section Times	1:58.60 [6] (0:08.96)	1:49.64 [3] (0:11.73)	1:37.91 [4] (0:11.84)	1:26.07 [5] (0:12.11)	1:13.96 [5] (0:12.57)	1:01.39 [5] (0:12.41)	0:48.98 [5] (0:12.34)	0:36.64 [5] (0:11.78)	0:24.86 [5] (0:12.33)	0:12.53 [6] (0:12.53)			
Average Speed [km/h]	40.3	61.8	61.6	59.9	58.0	58.5	59.3	61.2	59.5	57.7			
Top Speed [km/h]	60.2	62.7	63.4	61.1	58.6	59.0	60.7	62.0	61.7	58.2			
Avg. Dist. to Rail [m]	10.5	3.7	2.4	2.6	2.4	2.4	1.9	2.8	2.2	4.8			
Avg. Stride Freq. [Hz]	2.0	2.2	2.2	2.1	2.1	2.1	2.1	2.2	2.2	2.1			
Avg. Stride Length [m]	5.4	7.5	7.2	7.5	7.2	7.5	7.3	7.4	7.5	7.3			



[] Ranking at each section and finish
-.-.- No data available at this section
NA No data available



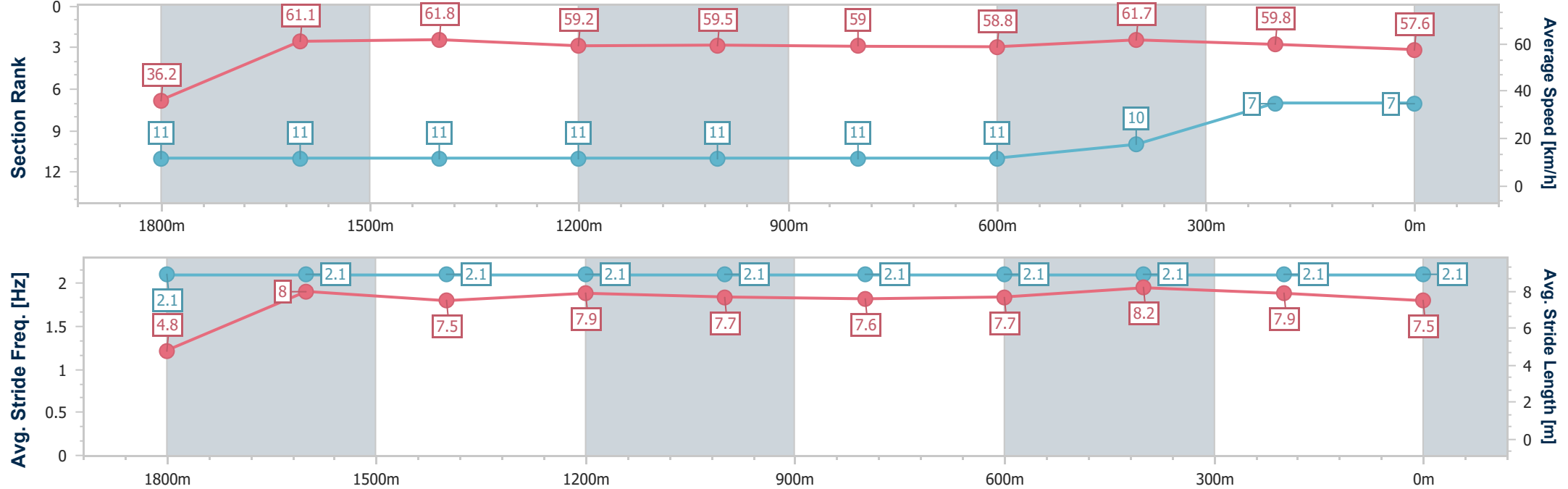
Horse/Jockey Name	Change The Deel
Final Rank	7
Fastest Section Time (Section)	0:09.97 (Overall)
Top Speed [km/h] (Section)	63.2 (600m)
Race State	Finished



KilcoyProfessional
Race 3: KILCOY EXCHANGE HOTEL RATINGS BAND 0 - 58
Handicap - 1900m
19 December 2025 - 13:32
Track Rating: Good 4, Weather: Fine, Rail Position: True Entire Course.



Section	Overall	1800m	1600m	1400m	1200m	1000m	800m	600m	400m	200m			
Section Times	1:58.75 [7] (0:09.97)	1:48.78 [11] (0:11.82)	1:36.96 [11] (0:11.77)	1:25.19 [11] (0:12.21)	1:12.98 [11] (0:12.23)	1:00.75 [11] (0:12.30)	0:48.45 [11] (0:12.39)	0:36.06 [11] (0:11.61)	0:24.45 [10] (0:11.97)	0:12.48 [7] (0:12.48)			
Average Speed [km/h]	36.2	61.1	61.8	59.2	59.5	59.0	58.8	61.7	59.8	57.6			
Top Speed [km/h]	56.5	63.0	62.6	62.1	61.8	59.9	60.9	63.2	61.1	58.7			
Avg. Dist. to Rail [m]	8.2	1.3	1.9	1.9	1.9	2.3	1.3	0.5	1.0	2.7			
Avg. Stride Freq. [Hz]	2.1	2.1	2.1	2.1	2.1	2.1	2.1	2.1	2.1	2.1			
Avg. Stride Length [m]	4.8	8.0	7.5	7.9	7.7	7.6	7.7	8.2	7.9	7.5			





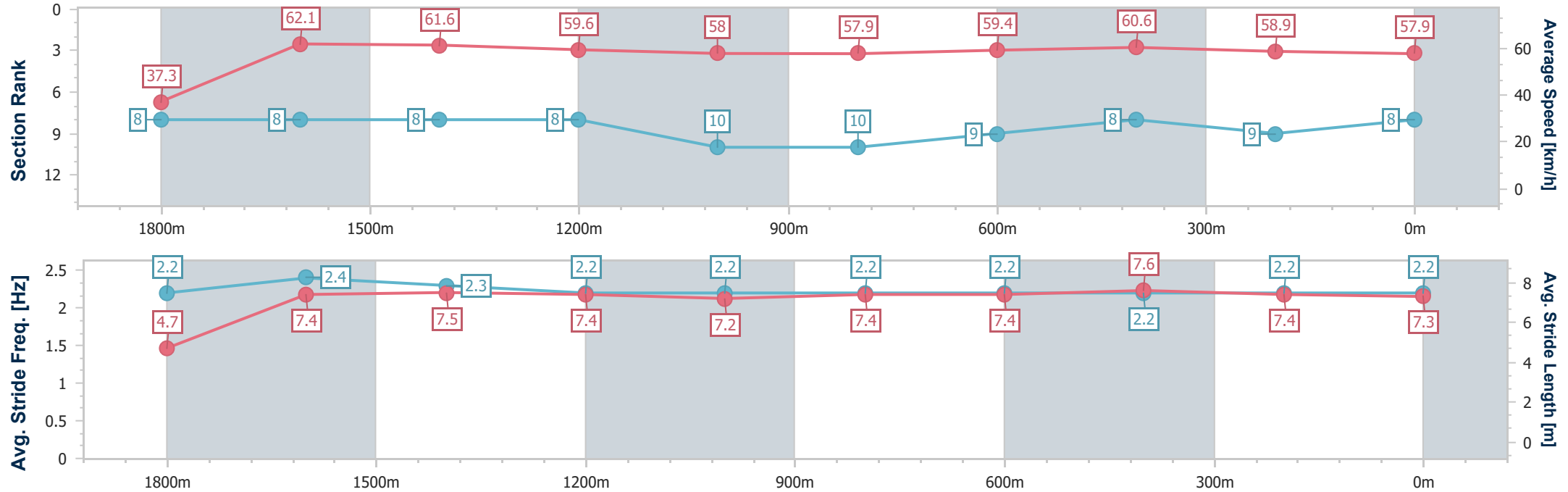
Horse/Jockey Name	Katerini
Final Rank	8
Fastest Section Time (Section)	0:09.63 (Overall)
Top Speed [km/h] (Section)	64.3 (1800m)
Race State	Finished



KilcoyProfessional
Race 3: KILCOY EXCHANGE HOTEL RATINGS BAND 0 - 58
Handicap - 1900m
19 December 2025 - 13:32
Track Rating: Good 4, Weather: Fine, Rail Position: True Entire Course.



Section	Overall	1800m	1600m	1400m	1200m	1000m	800m	600m	400m	200m			
Section Times	1:58.99 [8] (0:09.63)	1:49.36 [8] (0:11.59)	1:37.77 [8] (0:11.74)	1:26.03 [8] (0:12.10)	1:13.93 [8] (0:12.54)	1:01.39 [10] (0:12.47)	0:48.92 [10] (0:12.23)	0:36.69 [9] (0:11.92)	0:24.77 [8] (0:12.29)	0:12.48 [9] (0:12.48)			
Average Speed [km/h]	37.3	62.1	61.6	59.6	58.0	57.9	59.4	60.6	58.9	57.9			
Top Speed [km/h]	59.9	64.3	62.6	61.2	59.2	58.7	60.9	61.3	60.7	59.2			
Avg. Dist. to Rail [m]	7.1	1.0	0.8	1.6	1.4	1.4	1.5	1.9	0.7	2.1			
Avg. Stride Freq. [Hz]	2.2	2.4	2.3	2.2	2.2	2.2	2.2	2.2	2.2	2.2			
Avg. Stride Length [m]	4.7	7.4	7.5	7.4	7.2	7.4	7.4	7.6	7.4	7.3			



[] Ranking at each section and finish
-.-.- No data available at this section
NA No data available



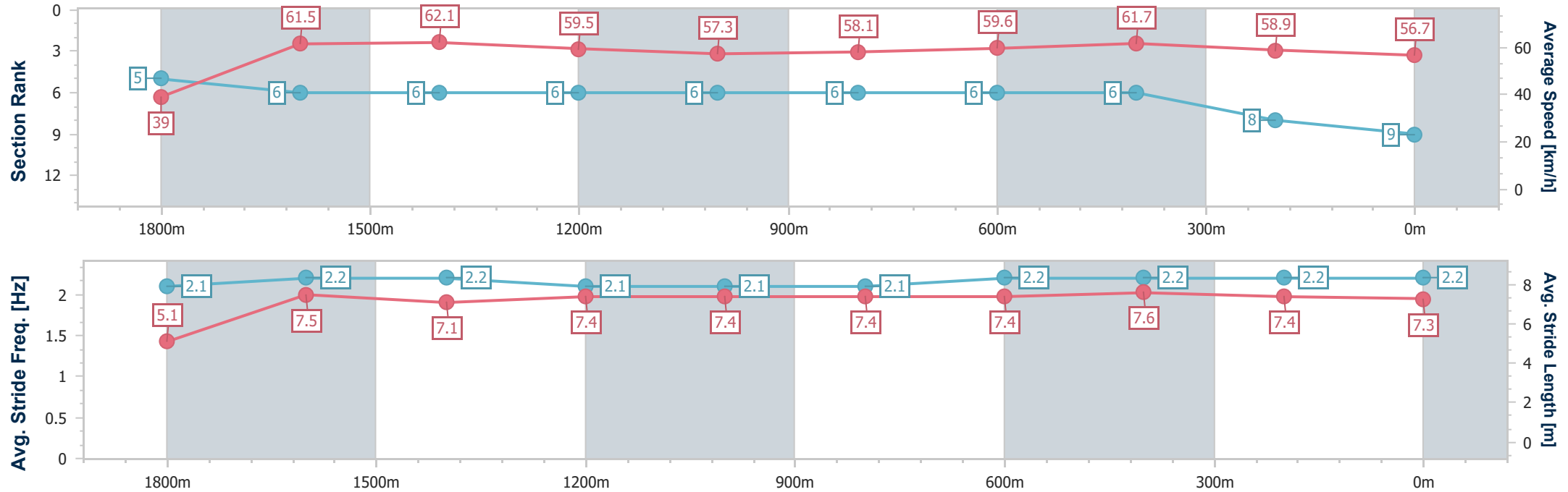
Horse/Jockey Name	Green Meadows
Final Rank	9
Fastest Section Time (Section)	0:09.26 (Overall)
Top Speed [km/h] (Section)	63.0 (1600m)
Race State	Finished



KilcoyProfessional
Race 3: KILCOY EXCHANGE HOTEL RATINGS BAND 0 - 58
Handicap - 1900m
19 December 2025 - 13:32
Track Rating: Good 4, Weather: Fine, Rail Position: True Entire Course.



Section	Overall	1800m	1600m	1400m	1200m	1000m	800m	600m	400m	200m			
Section Times	1:59.12 [9] (0:09.26)	1:49.86 [5] (0:11.72)	1:38.14 [6] (0:11.59)	1:26.55 [6] (0:12.08)	1:14.47 [6] (0:12.69)	1:01.78 [6] (0:12.45)	0:49.33 [6] (0:12.27)	0:37.06 [6] (0:11.75)	0:25.31 [6] (0:12.48)	0:12.83 [8] (0:12.83)			
Average Speed [km/h]	39.0	61.5	62.1	59.5	57.3	58.1	59.6	61.7	58.9	56.7			
Top Speed [km/h]	59.6	62.7	63.0	62.3	59.5	58.8	61.4	62.1	61.1	58.3			
Avg. Dist. to Rail [m]	6.3	1.6	0.3	0.5	1.3	1.5	2.4	3.9	3.3	4.8			
Avg. Stride Freq. [Hz]	2.1	2.2	2.2	2.1	2.1	2.1	2.2	2.2	2.2	2.2			
Avg. Stride Length [m]	5.1	7.5	7.1	7.4	7.4	7.4	7.4	7.6	7.4	7.3			



[] Ranking at each section and finish
- - - - No data available at this section
NA No data available



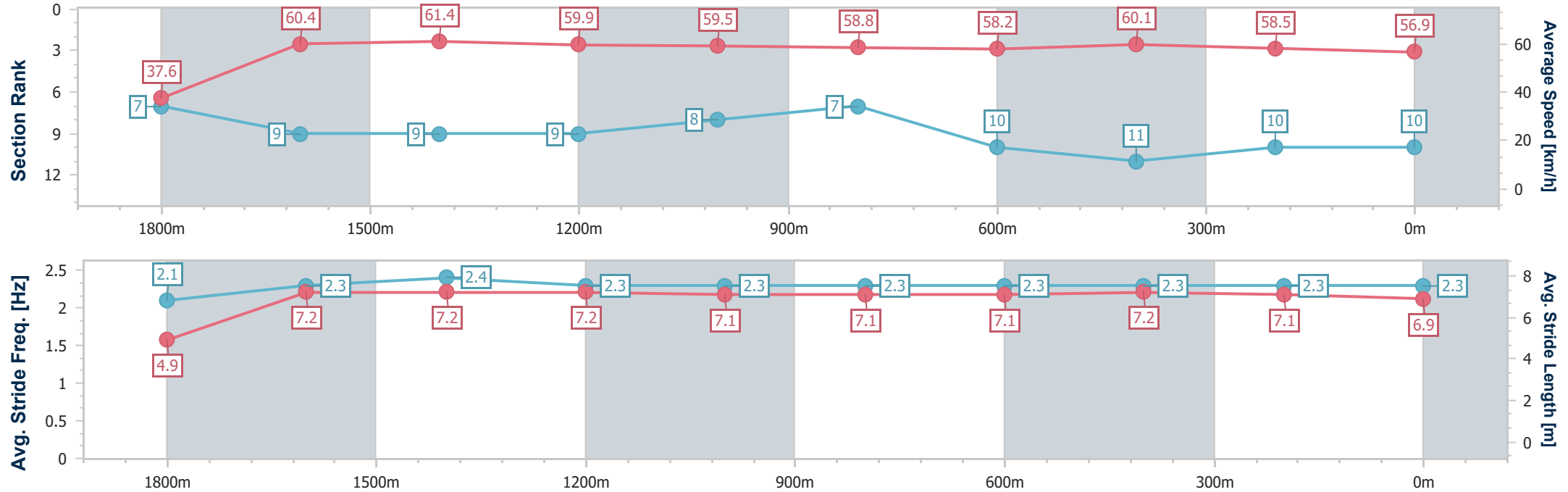
Horse/Jockey Name	Brave Boy
Final Rank	10
Fastest Section Time (Section)	0:09.62 (Overall)
Top Speed [km/h] (Section)	62.4 (1400m)
Race State	Finished



KilcoyProfessional
Race 3: KILCOY EXCHANGE HOTEL RATINGS BAND 0 - 58
Handicap - 1900m
19 December 2025 - 13:32
Track Rating: Good 4, Weather: Fine, Rail Position: True Entire Course.



Section	Overall	1800m	1600m	1400m	1200m	1000m	800m	600m	400m	200m			
Section Times	1:59.31 [10] (0:09.62)	1:49.69 [7] (0:11.94)	1:37.75 [9] (0:11.72)	1:26.03 [9] (0:12.00)	1:14.03 [9] (0:12.21)	1:01.82 [8] (0:12.34)	0:49.48 [7] (0:12.57)	0:36.91 [10] (0:11.98)	0:24.93 [11] (0:12.25)	0:12.68 [10] (0:12.68)			
Average Speed [km/h]	37.6	60.4	61.4	59.9	59.5	58.8	58.2	60.1	58.5	56.9			
Top Speed [km/h]	56.6	61.9	62.3	62.4	61.3	61.1	59.7	61.1	59.2	58.3			
Avg. Dist. to Rail [m]	7.1	1.7	0.2	0.2	1.6	2.6	2.4	1.5	0.9	2.3			
Avg. Stride Freq. [Hz]	2.1	2.3	2.4	2.3	2.3	2.3	2.3	2.3	2.3	2.3			
Avg. Stride Length [m]	4.9	7.2	7.2	7.2	7.1	7.1	7.1	7.2	7.1	6.9			



[] Ranking at each section and finish
- - - - No data available at this section
NA No data available



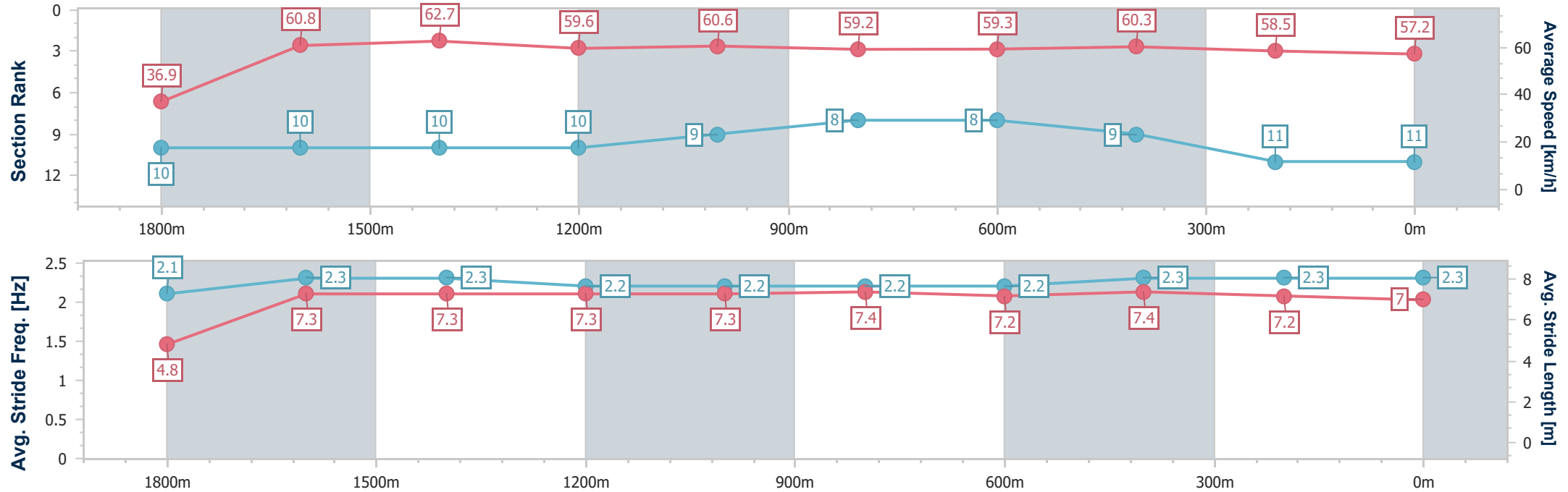
Horse/Jockey Name	Twilight Steps
Final Rank	11
Fastest Section Time (Section)	0:09.88 (Overall)
Top Speed [km/h] (Section)	63.5 (1600m)
Race State	Finished



KilcoyProfessional
Race 3: KILCOY EXCHANGE HOTEL RATINGS BAND 0 - 58
Handicap - 1900m
19 December 2025 - 13:32
Track Rating: Good 4, Weather: Fine, Rail Position: True Entire Course.



Section	Overall	1800m	1600m	1400m	1200m	1000m	800m	600m	400m	200m			
Section Times	1:59.42 [11] (0:09.88)	1:49.54 [10] (0:11.85)	1:37.69 [10] (0:11.65)	1:26.04 [10] (0:12.10)	1:13.94 [10] (0:12.05)	1:01.89 [9] (0:12.30)	0:49.59 [8] (0:12.42)	0:37.17 [8] (0:12.01)	0:25.16 [9] (0:12.46)	0:12.70 [11] (0:12.70)			
Average Speed [km/h]	36.9	60.8	62.7	59.6	60.6	59.2	59.3	60.3	58.5	57.2			
Top Speed [km/h]	57.8	61.8	63.5	62.7	62.3	61.3	60.4	60.9	60.2	58.6			
Avg. Dist. to Rail [m]	6.5	0.8	1.8	1.8	2.4	3.2	3.2	3.5	2.1	5.6			
Avg. Stride Freq. [Hz]	2.1	2.3	2.3	2.2	2.2	2.2	2.2	2.3	2.3	2.3			
Avg. Stride Length [m]	4.8	7.3	7.3	7.3	7.3	7.4	7.2	7.4	7.2	7.0			



[] Ranking at each section and finish
- - - - - No data available at this section
NA No data available



KilcoyProfessional
Race 4: SEASONS GREETINGS FROM KRC - TIS THE SEASON Maiden
Plate - 1200m
19 December 2025 - 14:08



Track Rating: Good 3, Weather: Fine, Rail Position: True Entire Course.

Section		Overall				1000m	800m	600m	400m	200m	Last 600m		
Field Times		1:11.11				0:58.06	0:47.75	0:36.81	0:25.40	0:12.98	0:36.81		
		(0:13.05)				(0:10.31)	(0:10.94)	(0:11.41)	(0:12.42)	(0:12.98)			
Rank	TAB	Horse/Jockey	Barrier	Top Speed [km/h]	Fastest Section							Margin	Distance Travelled [m]
1	2	JE REVE	10	71.1	0:10.75	1:11.11 [1]	0:57.87 [4]	0:47.12 [5]	0:35.86 [4]	0:24.64 [4]	0:12.69 [3]	1:11.11	0:35.86
		Adam Sewell		Overall	1000m	(0:13.24)	(0:10.75)	(0:11.26)	(0:11.22)	(0:11.95)	(0:12.69)		
2	11	INSAIN LADY	11	72.0	0:10.30	1:11.14 [2]	0:57.89 [5]	0:47.59 [2]	0:36.38 [2]	0:25.01 [2]	0:12.80 [2]	0.18L	0:36.38 -7
		Morgan Butler		1000m	1000m	(0:13.25)	(0:10.30)	(0:11.21)	(0:11.37)	(0:12.21)	(0:12.80)		
3	9	SHE'S GOT IT	3	70.9	0:10.31	1:11.40 [3]	0:58.35 [1]	0:48.04 [1]	0:37.10 [1]	0:25.69 [1]	0:13.27 [1]	1.66L	0:37.10 +1
		Jackson Murphy		1000m	1000m	(0:13.05)	(0:10.31)	(0:10.94)	(0:11.41)	(0:12.42)	(0:13.27)		
4	14	RAZOR'S MAGIC	4	70.6	0:10.71	1:11.53 [4]	0:58.35 [3]	0:47.64 [4]	0:36.24 [5]	0:24.70 [6]	0:12.29 [5]	2.43L	0:36.24 +0
		Baillie Baker		1000m	1000m	(0:13.18)	(0:10.71)	(0:11.40)	(0:11.54)	(0:12.41)	(0:12.29)		
5	1	BAD BOY BOONE	2	68.9	0:10.77	1:11.75 [5]	0:57.68 [10]	0:46.91 [10]	0:35.69 [10]	0:24.32 [10]	0:12.53 [4]	3.72L	0:35.69 -13
		Michael Murphy		1000m	1000m	(0:14.07)	(0:10.77)	(0:11.22)	(0:11.37)	(0:11.79)	(0:12.53)		
6	8	DARE TO LOVE	8	69.4	0:10.66	1:11.85 [6]	0:57.96 [9]	0:47.30 [8]	0:36.18 [7]	0:24.98 [7]	0:12.61 [6]	4.34L	0:36.18 +10
		Damien Boche		1000m	1000m	(0:13.89)	(0:10.66)	(0:11.12)	(0:11.20)	(0:12.37)	(0:12.61)		
7	17	ASTERN POWERS	7	70.0	0:10.59	1:12.45 [7]	0:58.95 [6]	0:48.36 [6]	0:37.13 [6]	0:25.64 [5]	0:13.00 [8]	7.85L	0:37.13 +0
		Georgina Cartwright		Overall	1000m	(0:13.50)	(0:10.59)	(0:11.23)	(0:11.49)	(0:12.64)	(0:13.00)		
8	3	SET FOR LIFE	5	68.5	0:10.77	1:12.65 [8]	0:58.83 [8]	0:48.06 [9]	0:36.71 [9]	0:25.53 [8]	0:12.96 [10]	9.06L	0:36.71 +10
		Reece O'Connell		1000m	1000m	(0:13.82)	(0:10.77)	(0:11.35)	(0:11.18)	(0:12.57)	(0:12.96)		
9	10	SUMMER READY	9	68.6	0:10.96	1:12.82 [9]	0:59.31 [7]	0:48.35 [7]	0:37.01 [8]	0:25.56 [9]	0:13.27 [9]	10.02L	0:37.01 +1
		Colleen Krahnen		1000m	1000m	(0:13.51)	(0:10.96)	(0:11.34)	(0:11.45)	(0:12.29)	(0:13.27)		
10	18	BATTLE WORTHY	1	65.9	0:11.21	1:12.97 [10]	0:58.80 [11]	0:47.59 [11]	0:36.13 [11]	0:24.76 [11]	0:12.75 [11]	10.9L	0:36.13 +1
		Rhiannon Payne		1000m	1000m	(0:14.17)	(0:11.21)	(0:11.46)	(0:11.37)	(0:12.01)	(0:12.75)		

Scratched: Dashing Shanghai (#16), Umaiza (#12), Oakfield Galaxy (#19), Anatomical (#4), Okanui (#6), Dual Mastery (#5), Ainsley (#7)



KilcoyProfessional
Race 4: SEASONS GREETINGS FROM KRC - TIS THE SEASON Maiden
Plate - 1200m
19 December 2025 - 14:08



Track Rating: Good 3, Weather: Fine, Rail Position: True Entire Course.

Section						Overall	1000m	800m	600m	400m	200m	Last 600m		
Field Times						1:11.11 (0:13.05)	0:58.06 (0:10.31)	0:47.75 (0:10.94)	0:36.81 (0:11.41)	0:25.40 (0:12.42)	0:12.98 (0:12.98)	0:36.81		
Rank	TAB	Horse/Jockey	Barrier	Top Speed [km/h]	Fastest Section							Margin	Distance Travelled [m]	
11	15	VALOUR'S GIRL	6	64.6	0:11.26	1:13.07 [11]	0:58.49 [12]	0:46.81 [12]	0:35.37 [12]	0:24.11 [12]	0:12.28 [12]	11.49L	0:35.37	-1
		Hannah Richardson		800m	600m	(0:14.58)	(0:11.68)	(0:11.44)	(0:11.26)	(0:11.83)	(0:12.28)			
12	13	KENNY THE BAKER	12	71.6	0:10.42	1:13.45 [12]	1:00.29 [2]	0:49.87 [3]	0:38.58 [3]	0:27.01 [3]	0:14.09 [7]	13.76L	0:38.58	+3
		Les Tilley		1000m	1000m	(0:13.16)	(0:10.42)	(0:11.29)	(0:11.57)	(0:12.92)	(0:14.09)			

Scratched: Dashing Shanghai (#16), Umaiza (#12), Oakfield Galaxy (#19), Anatomical (#4), Okanui (#6), Dual Mastery (#5), Ainsley (#7)



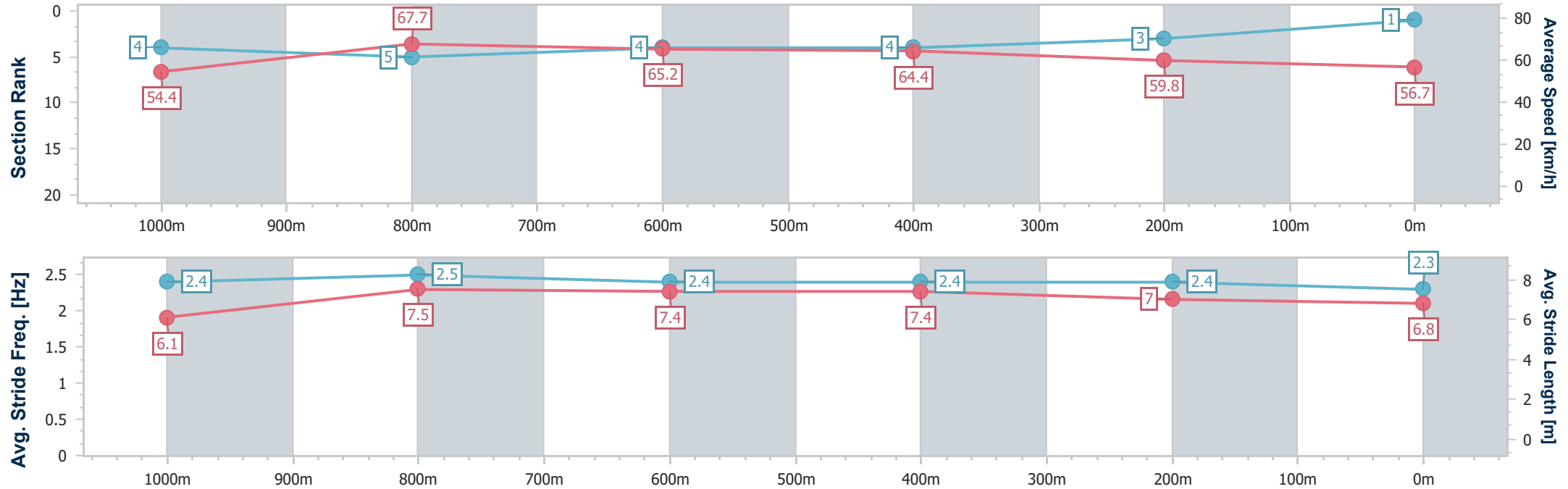
Horse/Jockey Name	Je Reve
Final Rank	1
Fastest Section Time (Section)	0:10.75 (1000m)
Top Speed [km/h] (Section)	71.1 (Overall)
Race State	Finished



KilcoyProfessional
Race 4: SEASONS GREETINGS FROM KRC - TIS THE SEASON
Maiden Plate - 1200m
19 December 2025 - 14:08
Track Rating: Good 3, Weather: Fine, Rail Position: True Entire Course.



Section	Overall	1000m	800m	600m	400m	200m								
Section Times	1:11.11 [1] (0:13.24)	0:57.87 [4] (0:10.75)	0:47.12 [5] (0:11.26)	0:35.86 [4] (0:11.22)	0:24.64 [4] (0:11.95)	0:12.69 [3] (0:12.69)								
Average Speed [km/h]	54.4	67.7	65.2	64.4	59.8	56.7								
Top Speed [km/h]	71.1	69.3	67.7	65.0	63.1	57.9								
Avg. Dist. to Rail [m]	7.6	3.8	2.9	0.8	0.8	1.1								
Avg. Stride Freq. [Hz]	2.4	2.5	2.4	2.4	2.4	2.3								
Avg. Stride Length [m]	6.1	7.5	7.4	7.4	7.0	6.8								



[] Ranking at each section and finish
-.-.- No data available at this section
NA No data available



Horse/Jockey Name	Insain Lady
Final Rank	2
Fastest Section Time (Section)	0:10.30 (1000m)
Top Speed [km/h] (Section)	72.0 (1000m)
Race State	Finished



KilcoyProfessional

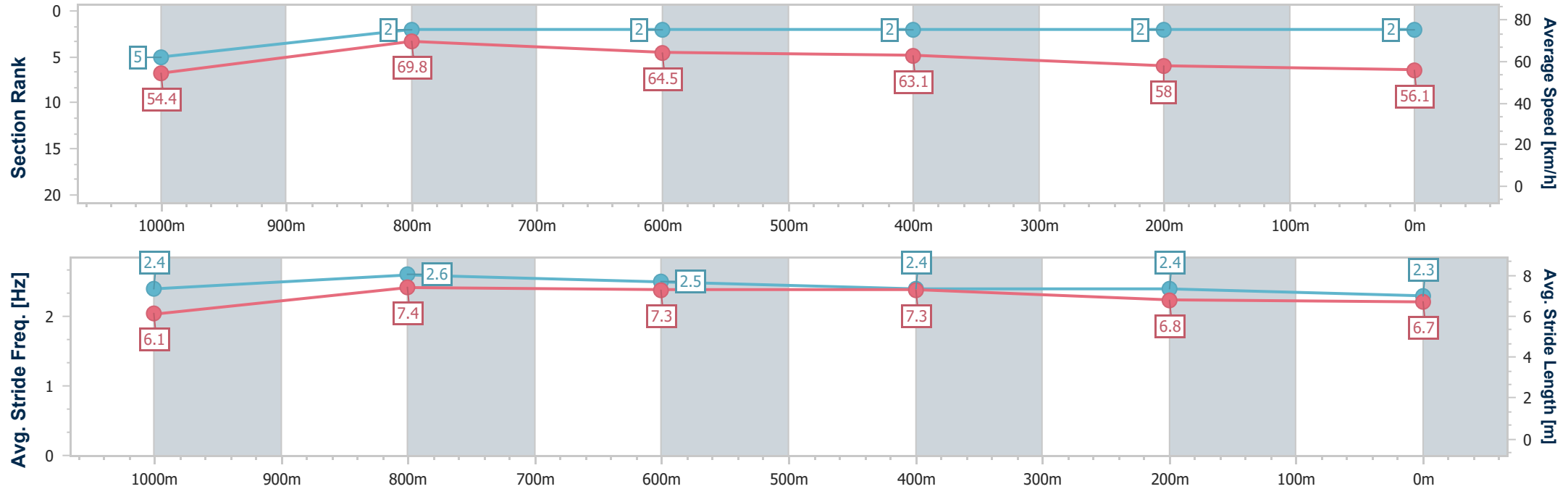
Race 4: SEASONS GREETINGS FROM KRC - TIS THE SEASON
Maiden Plate - 1200m

Kilcoy Race Club
"Moonee Valley of the North"

19 December 2025 - 14:08

Track Rating: Good 3, Weather: Fine, Rail Position: True Entire Course.

Section	Overall	1000m	800m	600m	400m	200m							
Section Times	1:11.14 [2] (0:13.25)	0:57.89 [5] (0:10.30)	0:47.59 [2] (0:11.21)	0:36.38 [2] (0:11.37)	0:25.01 [2] (0:12.21)	0:12.80 [2] (0:12.80)							
Average Speed [km/h]	54.4	69.8	64.5	63.1	58.0	56.1							
Top Speed [km/h]	71.3	72.0	67.5	64.0	60.6	57.2							
Avg. Dist. to Rail [m]	8.9	4.1	1.6	1.4	1.7	0.6							
Avg. Stride Freq. [Hz]	2.4	2.6	2.5	2.4	2.4	2.3							
Avg. Stride Length [m]	6.1	7.4	7.3	7.3	6.8	6.7							



[] Ranking at each section and finish
-.-.- No data available at this section
NA No data available



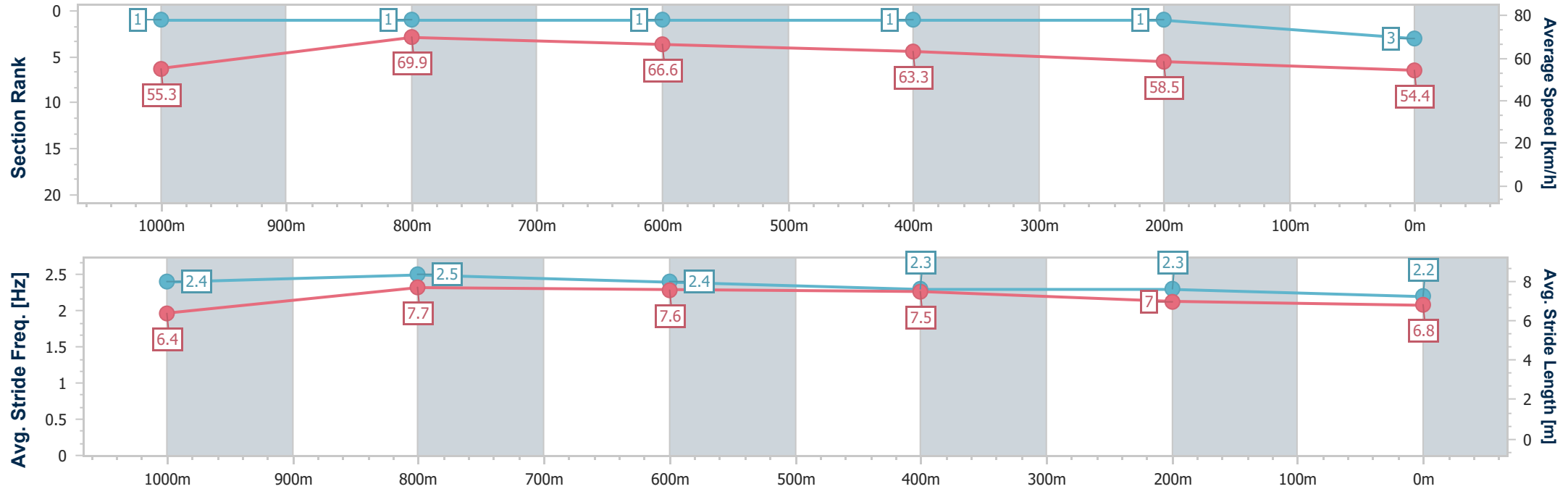
Horse/Jockey Name	She's Got It
Final Rank	3
Fastest Section Time (Section)	0:10.31 (1000m)
Top Speed [km/h] (Section)	70.9 (1000m)
Race State	Finished



KilcoyProfessional
Race 4: SEASONS GREETINGS FROM KRC - TIS THE SEASON
Maiden Plate - 1200m
19 December 2025 - 14:08
Track Rating: Good 3, Weather: Fine, Rail Position: True Entire Course.



Section	Overall	1000m	800m	600m	400m	200m							
Section Times	1:11.40 [3] (0:13.05)	0:58.35 [1] (0:10.31)	0:48.04 [1] (0:10.94)	0:37.10 [1] (0:11.41)	0:25.69 [1] (0:12.42)	0:13.27 [1] (0:13.27)							
Average Speed [km/h]	55.3	69.9	66.6	63.3	58.5	54.4							
Top Speed [km/h]	70.1	70.9	69.1	65.2	60.2	57.1							
Avg. Dist. to Rail [m]	2.0	1.2	1.7	0.4	1.2	2.1							
Avg. Stride Freq. [Hz]	2.4	2.5	2.4	2.3	2.3	2.2							
Avg. Stride Length [m]	6.4	7.7	7.6	7.5	7.0	6.8							



[] Ranking at each section and finish
- - - - No data available at this section
NA No data available



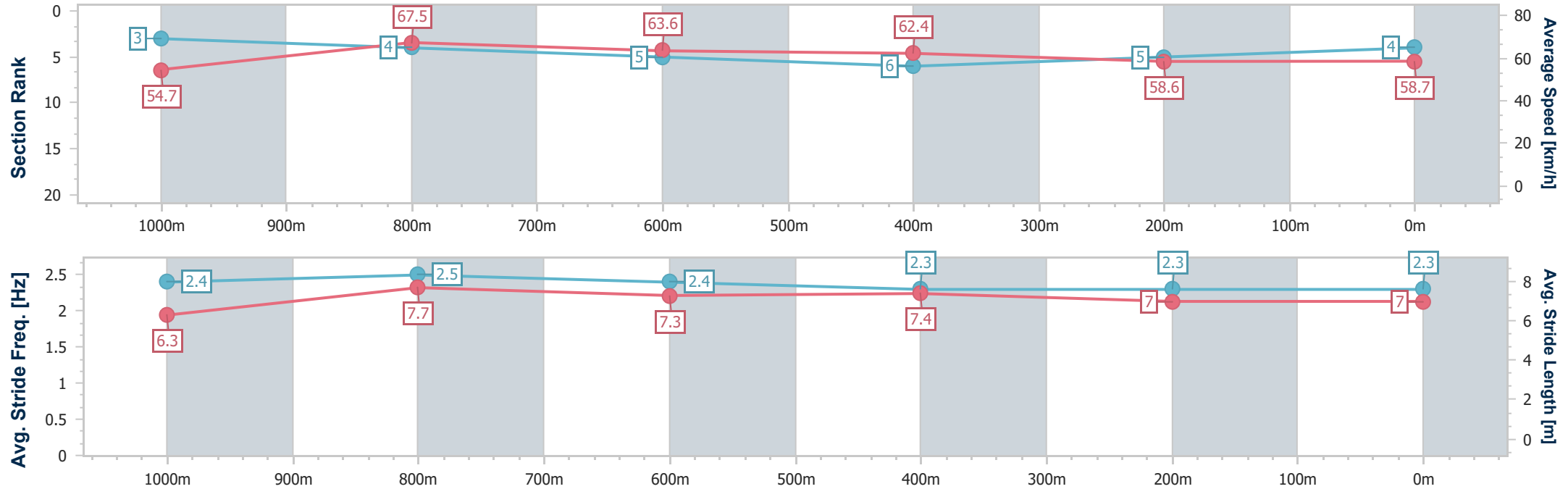
Horse/Jockey Name	Razor's Magic
Final Rank	4
Fastest Section Time (Section)	0:10.71 (1000m)
Top Speed [km/h] (Section)	70.6 (1000m)
Race State	Finished



KilcoyProfessional
Race 4: SEASONS GREETINGS FROM KRC - TIS THE SEASON
Maiden Plate - 1200m
19 December 2025 - 14:08
Track Rating: Good 3, Weather: Fine, Rail Position: True Entire Course.



Section	Overall	1000m	800m	600m	400m	200m							
Section Times	1:11.53 [4] (0:13.18)	0:58.35 [3] (0:10.71)	0:47.64 [4] (0:11.40)	0:36.24 [5] (0:11.54)	0:24.70 [6] (0:12.41)	0:12.29 [5] (0:12.29)							
Average Speed [km/h]	54.7	67.5	63.6	62.4	58.6	58.7							
Top Speed [km/h]	70.6	70.6	66.5	63.2	61.7	59.6							
Avg. Dist. to Rail [m]	4.0	1.8	0.9	0.9	1.4	3.7							
Avg. Stride Freq. [Hz]	2.4	2.5	2.4	2.3	2.3	2.3							
Avg. Stride Length [m]	6.3	7.7	7.3	7.4	7.0	7.0							



[] Ranking at each section and finish
- - - - No data available at this section
NA No data available



Horse/Jockey Name	Bad Boy Boone
Final Rank	5
Fastest Section Time (Section)	0:10.77 (1000m)
Top Speed [km/h] (Section)	68.9 (1000m)
Race State	Finished



KilcoyProfessional

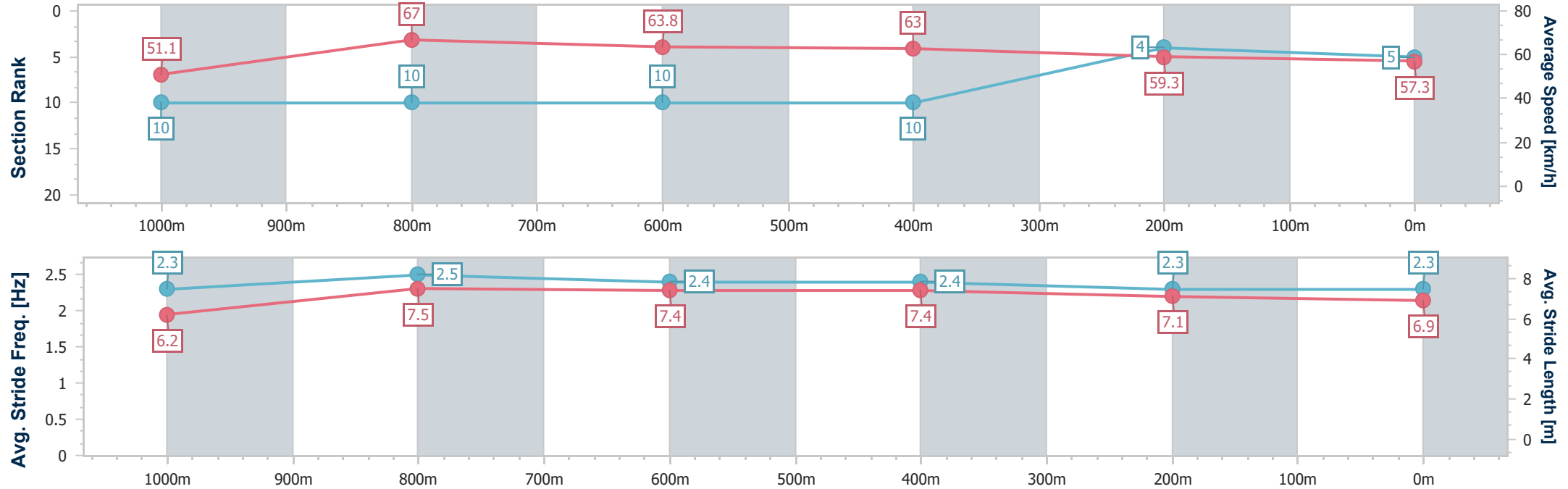
Race 4: SEASONS GREETINGS FROM KRC - TIS THE SEASON
Maiden Plate - 1200m

19 December 2025 - 14:08

Track Rating: Good 3, Weather: Fine, Rail Position: True Entire Course.

Kilcoy Race Club
"Moonee Valley of the North"

Section	Overall	1000m	800m	600m	400m	200m							
Section Times	1:11.75 [5] (0:14.07)	0:57.68 [10] (0:10.77)	0:46.91 [10] (0:11.22)	0:35.69 [10] (0:11.37)	0:24.32 [10] (0:11.79)	0:12.53 [4] (0:12.53)							
Average Speed [km/h]	51.1	67.0	63.8	63.0	59.3	57.3							
Top Speed [km/h]	67.1	68.9	65.9	63.6	62.4	58.9							
Avg. Dist. to Rail [m]	3.1	1.5	1.1	2.4	3.1	1.0							
Avg. Stride Freq. [Hz]	2.3	2.5	2.4	2.4	2.3	2.3							
Avg. Stride Length [m]	6.2	7.5	7.4	7.4	7.1	6.9							



[] Ranking at each section and finish
-.-.- No data available at this section
NA No data available



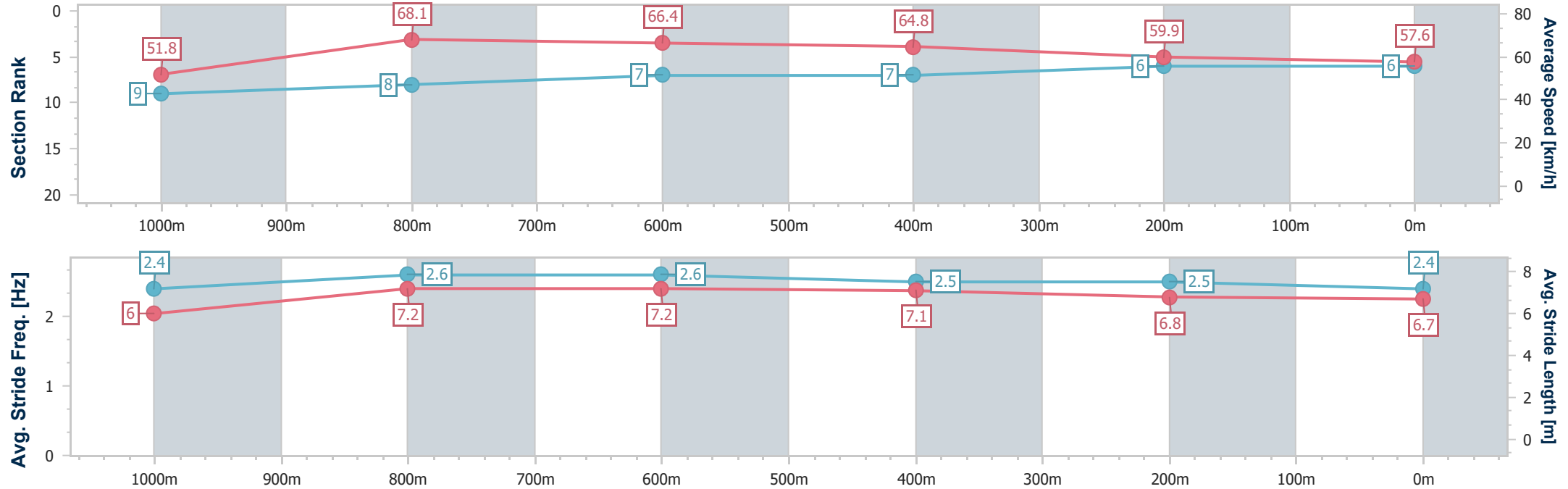
Horse/Jockey Name	Dare To Love
Final Rank	6
Fastest Section Time (Section)	0:10.66 (1000m)
Top Speed [km/h] (Section)	69.4 (1000m)
Race State	Finished



KilcoyProfessional
Race 4: SEASONS GREETINGS FROM KRC - TIS THE SEASON
Maiden Plate - 1200m
19 December 2025 - 14:08
Track Rating: Good 3, Weather: Fine, Rail Position: True Entire Course.



Section	Overall	1000m	800m	600m	400m	200m							
Section Times	1:11.85 [6] (0:13.89)	0:57.96 [9] (0:10.66)	0:47.30 [8] (0:11.12)	0:36.18 [7] (0:11.20)	0:24.98 [7] (0:12.37)	0:12.61 [6] (0:12.61)							
Average Speed [km/h]	51.8	68.1	66.4	64.8	59.9	57.6							
Top Speed [km/h]	67.6	69.4	67.8	65.8	63.0	58.8							
Avg. Dist. to Rail [m]	6.1	4.1	3.6	2.9	3.8	6.0							
Avg. Stride Freq. [Hz]	2.4	2.6	2.6	2.5	2.5	2.4							
Avg. Stride Length [m]	6.0	7.2	7.2	7.1	6.8	6.7							



- [] Ranking at each section and finish
- .-.- No data available at this section
- NA No data available



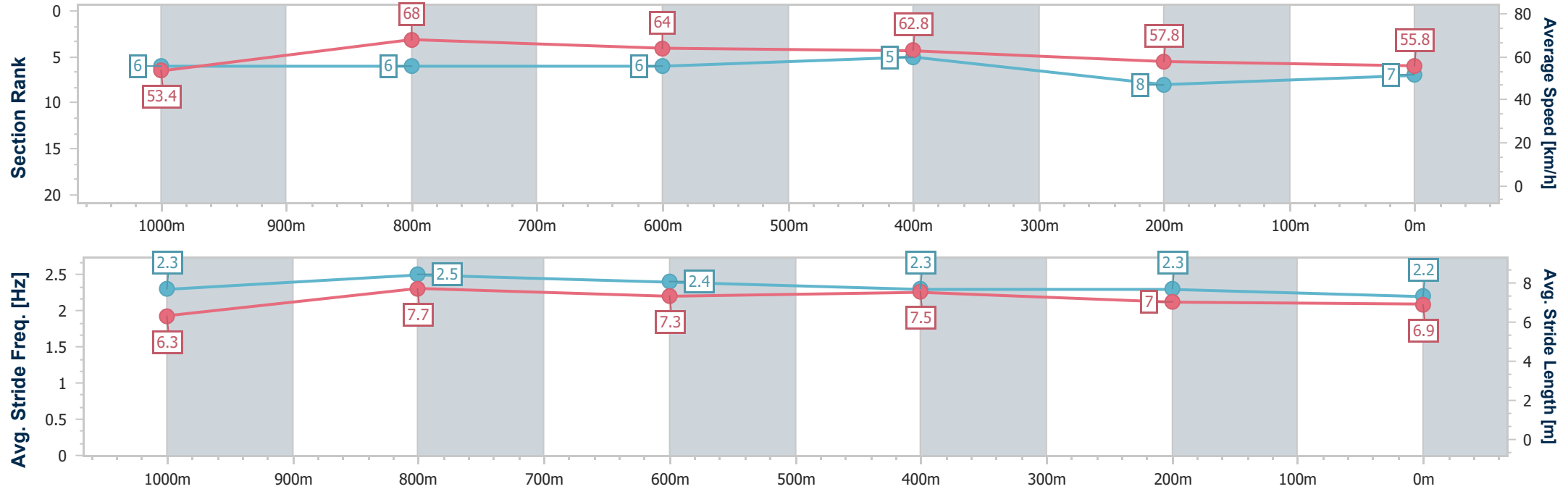
Horse/Jockey Name	Astern Powers
Final Rank	7
Fastest Section Time (Section)	0:10.59 (1000m)
Top Speed [km/h] (Section)	70.0 (Overall)
Race State	Finished



KilcoyProfessional
Race 4: SEASONS GREETINGS FROM KRC - TIS THE SEASON
Maiden Plate - 1200m
19 December 2025 - 14:08
Track Rating: Good 3, Weather: Fine, Rail Position: True Entire Course.



Section	Overall	1000m	800m	600m	400m	200m							
Section Times	1:12.45 [7] (0:13.50)	0:58.95 [6] (0:10.59)	0:48.36 [6] (0:11.23)	0:37.13 [6] (0:11.49)	0:25.64 [5] (0:12.64)	0:13.00 [8] (0:13.00)							
Average Speed [km/h]	53.4	68.0	64.0	62.8	57.8	55.8							
Top Speed [km/h]	70.0	69.9	67.6	63.8	62.0	56.6							
Avg. Dist. to Rail [m]	4.2	0.5	1.0	2.4	2.4	3.3							
Avg. Stride Freq. [Hz]	2.3	2.5	2.4	2.3	2.3	2.2							
Avg. Stride Length [m]	6.3	7.7	7.3	7.5	7.0	6.9							





Horse/Jockey Name	Set For Life
Final Rank	8
Fastest Section Time (Section)	0:10.77 (1000m)
Top Speed [km/h] (Section)	68.5 (1000m)
Race State	Finished



KilcoyProfessional

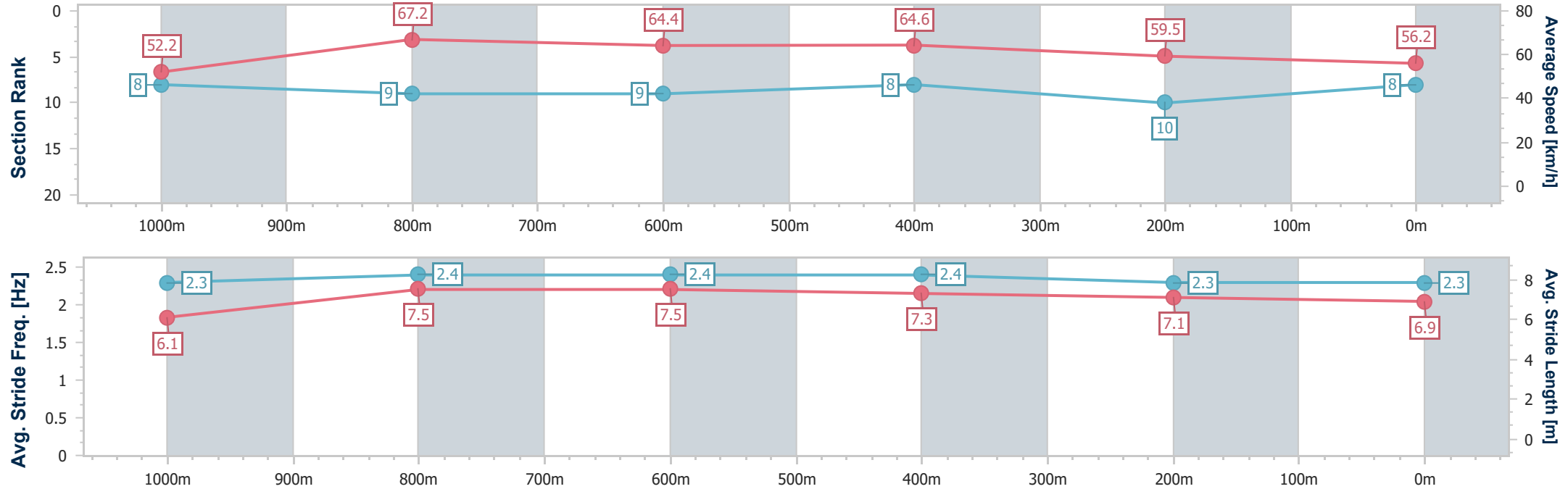
Race 4: SEASONS GREETINGS FROM KRC - TIS THE SEASON
Maiden Plate - 1200m

Kilcoy Race Club
"Moonee Valley of the North"

19 December 2025 - 14:08

Track Rating: Good 3, Weather: Fine, Rail Position: True Entire Course.

Section	Overall	1000m	800m	600m	400m	200m							
Section Times	1:12.65 [8] (0:13.82)	0:58.83 [8] (0:10.77)	0:48.06 [9] (0:11.35)	0:36.71 [9] (0:11.18)	0:25.53 [8] (0:12.57)	0:12.96 [10] (0:12.96)							
Average Speed [km/h]	52.2	67.2	64.4	64.6	59.5	56.2							
Top Speed [km/h]	67.3	68.5	65.3	66.1	63.1	57.4							
Avg. Dist. to Rail [m]	4.6	2.4	2.3	3.9	4.8	5.1							
Avg. Stride Freq. [Hz]	2.3	2.4	2.4	2.4	2.3	2.3							
Avg. Stride Length [m]	6.1	7.5	7.5	7.3	7.1	6.9							



[] Ranking at each section and finish
-.-.- No data available at this section
NA No data available



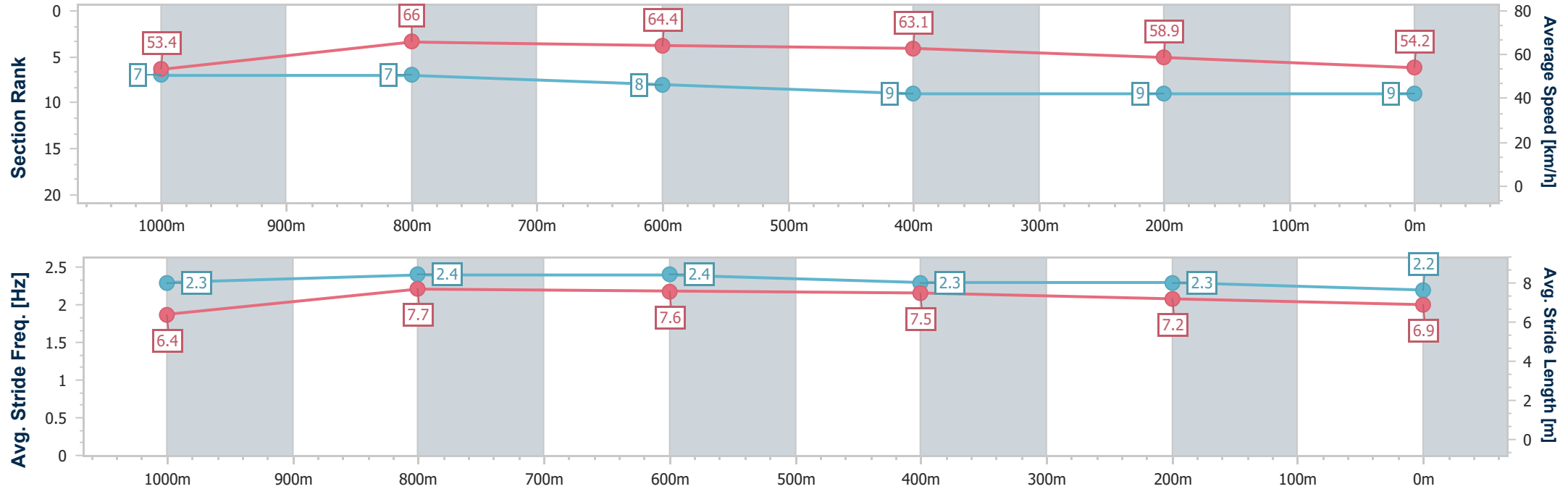
Horse/Jockey Name	Summer Ready
Final Rank	9
Fastest Section Time (Section)	0:10.96 (1000m)
Top Speed [km/h] (Section)	68.6 (1000m)
Race State	Finished



KilcoyProfessional
Race 4: SEASONS GREETINGS FROM KRC - TIS THE SEASON
Maiden Plate - 1200m
19 December 2025 - 14:08
Track Rating: Good 3, Weather: Fine, Rail Position: True Entire Course.



Section	Overall	1000m	800m	600m	400m	200m								
Section Times	1:12.82 [9] (0:13.51)	0:59.31 [7] (0:10.96)	0:48.35 [7] (0:11.34)	0:37.01 [8] (0:11.45)	0:25.56 [9] (0:12.29)	0:13.27 [9] (0:13.27)								
Average Speed [km/h]	53.4	66.0	64.4	63.1	58.9	54.2								
Top Speed [km/h]	68.1	68.6	66.1	65.1	63.0	56.4								
Avg. Dist. to Rail [m]	6.8	2.4	2.5	2.0	0.8	0.9								
Avg. Stride Freq. [Hz]	2.3	2.4	2.4	2.3	2.3	2.2								
Avg. Stride Length [m]	6.4	7.7	7.6	7.5	7.2	6.9								



- [] Ranking at each section and finish
- .-.- No data available at this section
- NA No data available



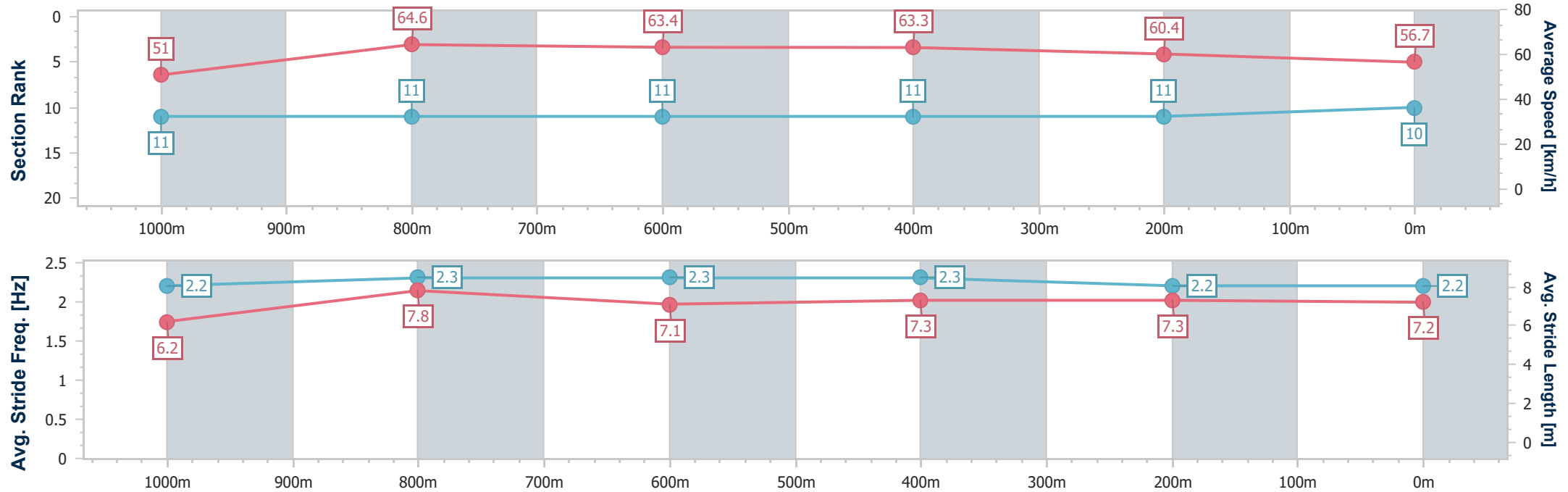
Horse/Jockey Name	Battle Worthy
Final Rank	10
Fastest Section Time (Section)	0:11.21 (1000m)
Top Speed [km/h] (Section)	65.9 (1000m)
Race State	Finished



KilcoyProfessional
Race 4: SEASONS GREETINGS FROM KRC - TIS THE SEASON
Maiden Plate - 1200m
19 December 2025 - 14:08
Track Rating: Good 3, Weather: Fine, Rail Position: True Entire Course.



Section	Overall	1000m	800m	600m	400m	200m								
Section Times	1:12.97 [10] (0:14.17)	0:58.80 [11] (0:11.21)	0:47.59 [11] (0:11.46)	0:36.13 [11] (0:11.37)	0:24.76 [11] (0:12.01)	0:12.75 [11] (0:12.75)								
Average Speed [km/h]	51.0	64.6	63.4	63.3	60.4	56.7								
Top Speed [km/h]	63.9	65.9	64.4	64.5	62.6	58.6								
Avg. Dist. to Rail [m]	1.7	2.1	1.6	1.5	1.0	3.6								
Avg. Stride Freq. [Hz]	2.2	2.3	2.3	2.3	2.2	2.2								
Avg. Stride Length [m]	6.2	7.8	7.1	7.3	7.3	7.2								



[] Ranking at each section and finish
-.-.- No data available at this section
NA No data available



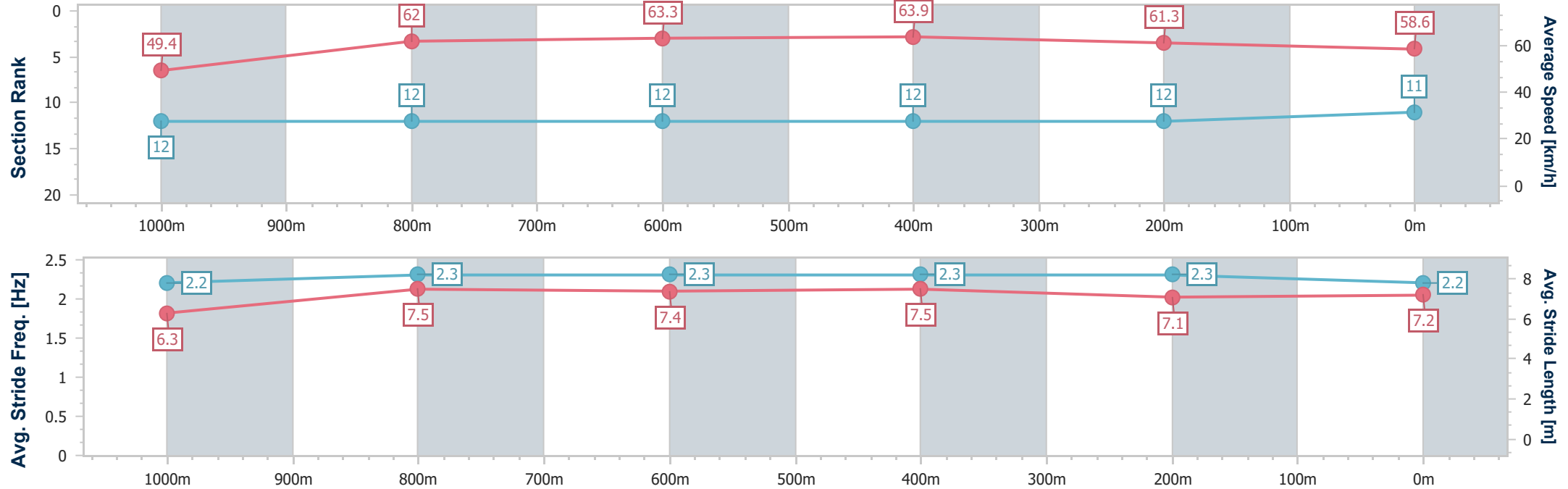
Horse/Jockey Name	Valour's Girl
Final Rank	11
Fastest Section Time (Section)	0:11.26 (600m)
Top Speed [km/h] (Section)	64.6 (800m)
Race State	Finished



KilcoyProfessional
Race 4: SEASONS GREETINGS FROM KRC - TIS THE SEASON
Maiden Plate - 1200m
19 December 2025 - 14:08
Track Rating: Good 3, Weather: Fine, Rail Position: True Entire Course.



Section	Overall	1000m	800m	600m	400m	200m							
Section Times	1:13.07 [11] (0:14.58)	0:58.49 [12] (0:11.68)	0:46.81 [12] (0:11.44)	0:35.37 [12] (0:11.26)	0:24.11 [12] (0:11.83)	0:12.28 [12] (0:12.28)							
Average Speed [km/h]	49.4	62.0	63.3	63.9	61.3	58.6							
Top Speed [km/h]	61.8	62.9	64.6	64.4	63.2	60.4							
Avg. Dist. to Rail [m]	4.7	2.7	1.1	0.9	0.6	4.5							
Avg. Stride Freq. [Hz]	2.2	2.3	2.3	2.3	2.3	2.2							
Avg. Stride Length [m]	6.3	7.5	7.4	7.5	7.1	7.2							



- [] Ranking at each section and finish
- .-.- No data available at this section
- NA No data available



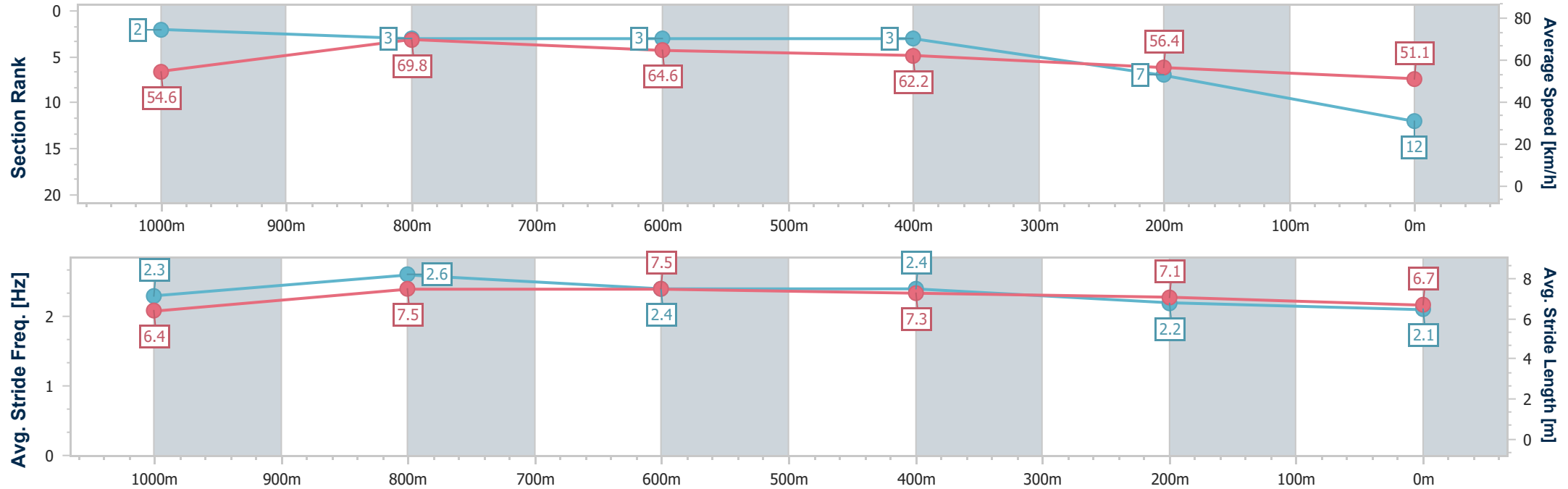
Horse/Jockey Name	Kenny The Baker
Final Rank	12
Fastest Section Time (Section)	0:10.42 (1000m)
Top Speed [km/h] (Section)	71.6 (1000m)
Race State	Finished



KilcoyProfessional
Race 4: SEASONS GREETINGS FROM KRC - TIS THE SEASON
Maiden Plate - 1200m
19 December 2025 - 14:08
Track Rating: Good 3, Weather: Fine, Rail Position: True Entire Course.



Section	Overall	1000m	800m	600m	400m	200m							
Section Times	1:13.45 [12] (0:13.16)	1:00.29 [2] (0:10.42)	0:49.87 [3] (0:11.29)	0:38.58 [3] (0:11.57)	0:27.01 [3] (0:12.92)	0:14.09 [7] (0:14.09)							
Average Speed [km/h]	54.6	69.8	64.6	62.2	56.4	51.1							
Top Speed [km/h]	70.9	71.6	67.9	63.9	60.0	53.7							
Avg. Dist. to Rail [m]	11.4	6.4	2.4	1.5	1.0	2.0							
Avg. Stride Freq. [Hz]	2.3	2.6	2.4	2.4	2.2	2.1							
Avg. Stride Length [m]	6.4	7.5	7.5	7.3	7.1	6.7							



- [] Ranking at each section and finish
- .-.- No data available at this section
- NA No data available



KilcoyProfessional
Race 5: PETER BOYCE OAM Colts, Gelding & Entires RATINGS BAND 0
- 58 Handicap - 1200m
19 December 2025 - 14:44



Track Rating: Good 3, Weather: Fine, Rail Position: True Entire Course.

Section						Overall	1000m	800m	600m	400m	200m	Last 600m	
Field Times						1:10.51 (0:13.28)	0:57.23 (0:10.55)	0:46.68 (0:11.01)	0:35.67 (0:11.25)	0:24.42 (0:12.01)	0:12.41 (0:12.41)	0:35.67	
Rank	TAB	Horse/Jockey	Barrier	Top Speed [km/h]	Fastest Section							Margin	Distance Travelled [m]
1	5	COOL PANELS	4	69.0	0:10.59	1:10.51 [1]	0:56.97 [5]	0:46.38 [4]	0:35.40 [4]	0:24.18 [3]	0:12.34 [2]	1:10.51	0:35.40
		Georgina Cartwright		1000m	1000m	(0:13.54)	(0:10.59)	(0:10.98)	(0:11.22)	(0:11.84)	(0:12.34)		
2	7	BEE EXACT	7	69.0	0:10.71	1:10.61 [2]	0:57.13 [4]	0:46.42 [5]	0:35.42 [5]	0:24.03 [5]	0:12.11 [4]	0.58L	0:35.42 +3
		Reece O'Connell		1000m	1000m	(0:13.48)	(0:10.71)	(0:11.00)	(0:11.39)	(0:11.92)	(0:12.11)		
3	9	HERECOMESANTORINI	2	69.7	0:10.59	1:11.00 [3]	0:57.70 [2]	0:47.11 [3]	0:36.16 [1]	0:24.83 [2]	0:12.90 [1]	2.88L	0:36.16 -4
		Olivia Webb		1000m	1000m	(0:13.30)	(0:10.59)	(0:10.95)	(0:11.33)	(0:11.93)	(0:12.90)		
4	4	LETS DANCE JANDY	6	69.6	0:10.56	1:11.12 [4]	0:57.84 [1]	0:47.28 [2]	0:36.27 [2]	0:25.03 [1]	0:12.80 [3]	3.61L	0:36.27 +1
		Colleen Krahnen		1000m	1000m	(0:13.28)	(0:10.56)	(0:11.01)	(0:11.24)	(0:12.23)	(0:12.80)		
5	1	GIGGY	3	69.5	0:10.67	1:11.18 [5]	0:57.38 [6]	0:46.71 [6]	0:35.58 [6]	0:24.31 [6]	0:12.46 [5]	3.95L	0:35.58 -5
		Kayla Johnston		1000m	1000m	(0:13.80)	(0:10.67)	(0:11.13)	(0:11.27)	(0:11.85)	(0:12.46)		
6	12	PRIDE OF NASHVILLE	5	70.2	0:10.53	1:12.11 [6]	0:58.81 [3]	0:48.28 [1]	0:37.12 [3]	0:25.58 [4]	0:13.09 [6]	9.41L	0:37.12 +5
		Chris Taylor		1000m	1000m	(0:13.30)	(0:10.53)	(0:11.16)	(0:11.54)	(0:12.49)	(0:13.09)		
7	6	THE IMMORTALS	1	68.0	0:10.95	1:13.33 [7]	0:59.44 [7]	0:48.49 [7]	0:37.25 [7]	0:25.80 [7]	0:13.44 [7]	16.6L	0:37.25 -6
		Amelia Heinrich		1000m	1000m	(0:13.89)	(0:10.95)	(0:11.24)	(0:11.45)	(0:12.36)	(0:13.44)		

Scratched: Barocco Bar (#2), Grand Crusader (#3), Defying (#11), Alpine Raider (#10), Billy Boom (#8)



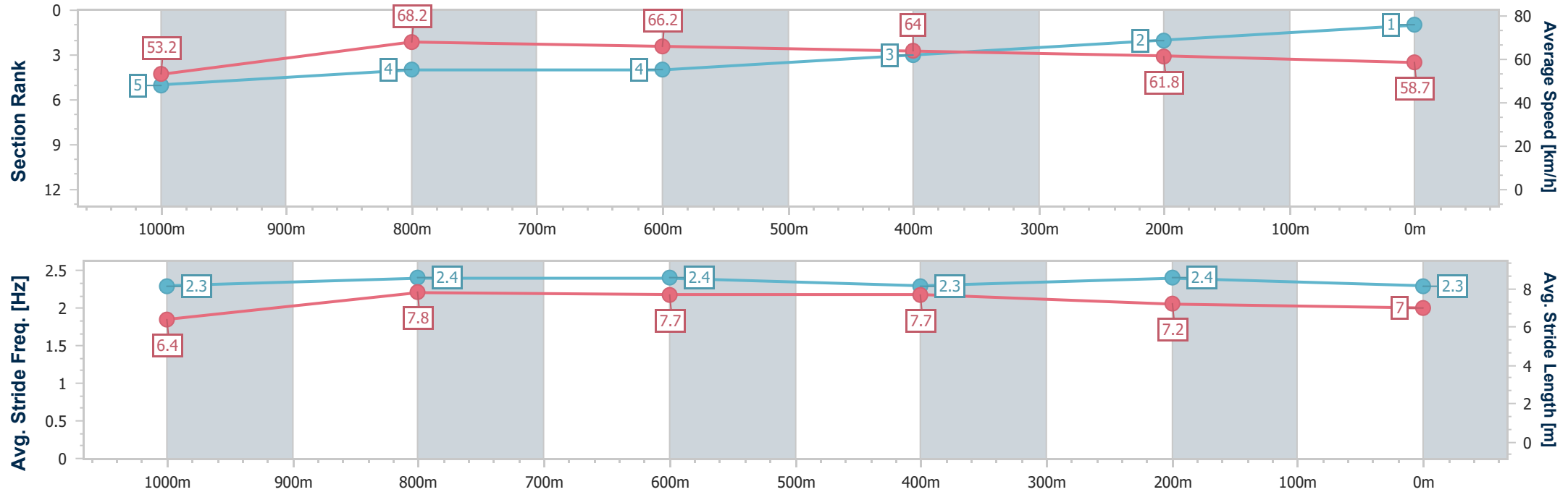
Horse/Jockey Name	Cool Panels
Final Rank	1
Fastest Section Time (Section)	0:10.59 (1000m)
Top Speed [km/h] (Section)	69.0 (1000m)
Race State	Finished



KilcoyProfessional
Race 5: PETER BOYCE OAM Colts, Gelding & Entires RATINGS
BAND 0 - 58 Handicap - 1200m
19 December 2025 - 14:44
Track Rating: Good 3, Weather: Fine, Rail Position: True Entire Course.



Section	Overall	1000m	800m	600m	400m	200m							
Section Times	1:10.51 [1] (0:13.54)	0:56.97 [5] (0:10.59)	0:46.38 [4] (0:10.98)	0:35.40 [4] (0:11.22)	0:24.18 [3] (0:11.84)	0:12.34 [2] (0:12.34)							
Average Speed [km/h]	53.2	68.2	66.2	64.0	61.8	58.7							
Top Speed [km/h]	68.0	69.0	67.6	64.9	63.4	60.9							
Avg. Dist. to Rail [m]	3.0	1.0	1.2	0.5	1.9	3.6							
Avg. Stride Freq. [Hz]	2.3	2.4	2.4	2.3	2.4	2.3							
Avg. Stride Length [m]	6.4	7.8	7.7	7.7	7.2	7.0							



- [] Ranking at each section and finish
- .-.- No data available at this section
- NA No data available



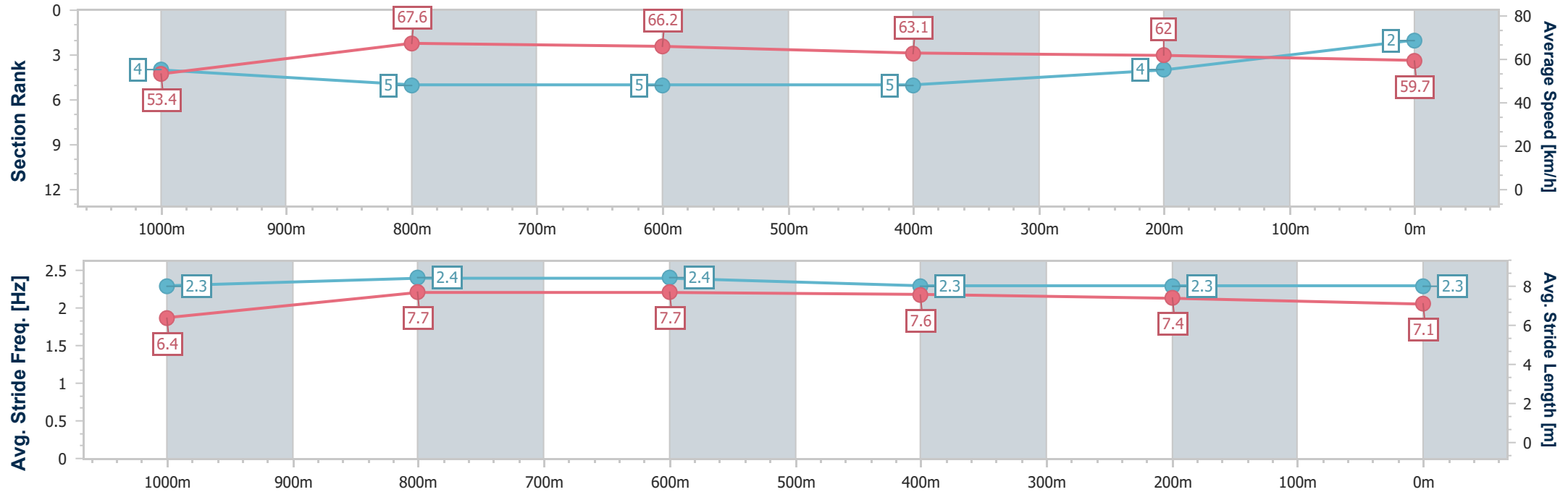
Horse/Jockey Name	Bee Exact
Final Rank	2
Fastest Section Time (Section)	0:10.71 (1000m)
Top Speed [km/h] (Section)	69.0 (1000m)
Race State	Finished



KilcoyProfessional
Race 5: PETER BOYCE OAM Colts, Gelding & Entires RATINGS
BAND 0 - 58 Handicap - 1200m
19 December 2025 - 14:44
Track Rating: Good 3, Weather: Fine, Rail Position: True Entire Course.



Section	Overall	1000m	800m	600m	400m	200m							
Section Times	1:10.61 [2] (0:13.48)	0:57.13 [4] (0:10.71)	0:46.42 [5] (0:11.00)	0:35.42 [5] (0:11.39)	0:24.03 [5] (0:11.92)	0:12.11 [4] (0:12.11)							
Average Speed [km/h]	53.4	67.6	66.2	63.1	62.0	59.7							
Top Speed [km/h]	66.8	69.0	67.5	64.1	63.4	61.6							
Avg. Dist. to Rail [m]	5.4	2.6	1.7	0.9	2.8	4.9							
Avg. Stride Freq. [Hz]	2.3	2.4	2.4	2.3	2.3	2.3							
Avg. Stride Length [m]	6.4	7.7	7.7	7.6	7.4	7.1							



- [] Ranking at each section and finish
- .-.- No data available at this section
- NA No data available



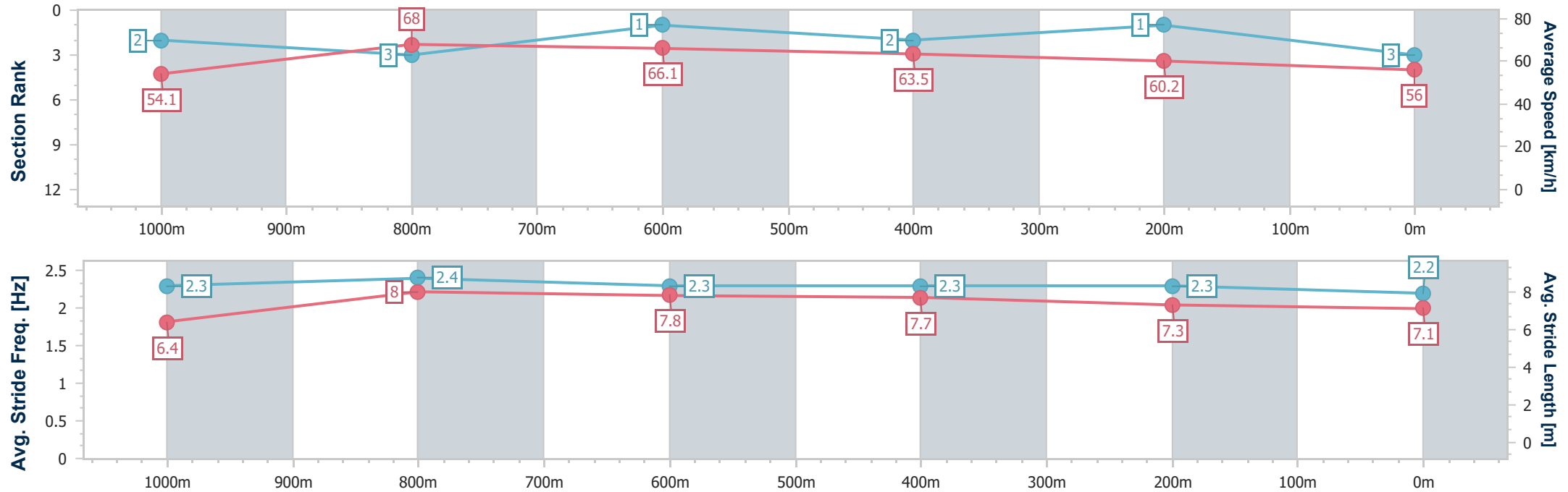
Horse/Jockey Name	Herecomesantorini
Final Rank	3
Fastest Section Time (Section)	0:10.59 (1000m)
Top Speed [km/h] (Section)	69.7 (1000m)
Race State	Finished



KilcoyProfessional
Race 5: PETER BOYCE OAM Colts, Gelding & Entires RATINGS
BAND 0 - 58 Handicap - 1200m
19 December 2025 - 14:44
Track Rating: Good 3, Weather: Fine, Rail Position: True Entire Course.



Section	Overall	1000m	800m	600m	400m	200m							
Section Times	1:11.00 [3] (0:13.30)	0:57.70 [2] (0:10.59)	0:47.11 [3] (0:10.95)	0:36.16 [1] (0:11.33)	0:24.83 [2] (0:11.93)	0:12.90 [1] (0:12.90)							
Average Speed [km/h]	54.1	68.0	66.1	63.5	60.2	56.0							
Top Speed [km/h]	68.8	69.7	67.9	64.4	62.9	58.5							
Avg. Dist. to Rail [m]	1.9	0.6	0.6	0.4	0.2	0.8							
Avg. Stride Freq. [Hz]	2.3	2.4	2.3	2.3	2.3	2.2							
Avg. Stride Length [m]	6.4	8.0	7.8	7.7	7.3	7.1							



[] Ranking at each section and finish
-.-.- No data available at this section
NA No data available



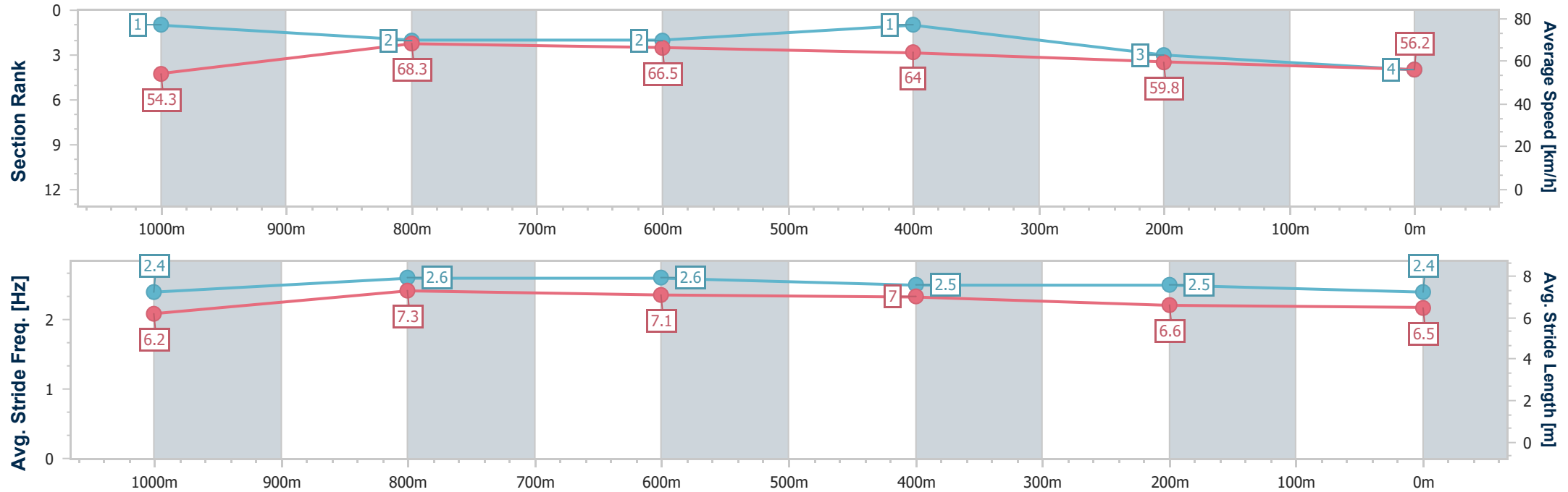
Horse/Jockey Name	Lets Dance Jandy
Final Rank	4
Fastest Section Time (Section)	0:10.56 (1000m)
Top Speed [km/h] (Section)	69.6 (1000m)
Race State	Finished



KilcoyProfessional
Race 5: PETER BOYCE OAM Colts, Gelding & Entires RATINGS
BAND 0 - 58 Handicap - 1200m
19 December 2025 - 14:44
Track Rating: Good 3, Weather: Fine, Rail Position: True Entire Course.



Section	Overall	1000m	800m	600m	400m	200m							
Section Times	1:11.12 [4] (0:13.28)	0:57.84 [1] (0:10.56)	0:47.28 [2] (0:11.01)	0:36.27 [2] (0:11.24)	0:25.03 [1] (0:12.23)	0:12.80 [3] (0:12.80)							
Average Speed [km/h]	54.3	68.3	66.5	64.0	59.8	56.2							
Top Speed [km/h]	68.6	69.6	68.6	65.0	63.0	59.3							
Avg. Dist. to Rail [m]	4.1	1.7	2.1	1.4	1.6	1.2							
Avg. Stride Freq. [Hz]	2.4	2.6	2.6	2.5	2.5	2.4							
Avg. Stride Length [m]	6.2	7.3	7.1	7.0	6.6	6.5							



- [] Ranking at each section and finish
- .-.- No data available at this section
- NA No data available



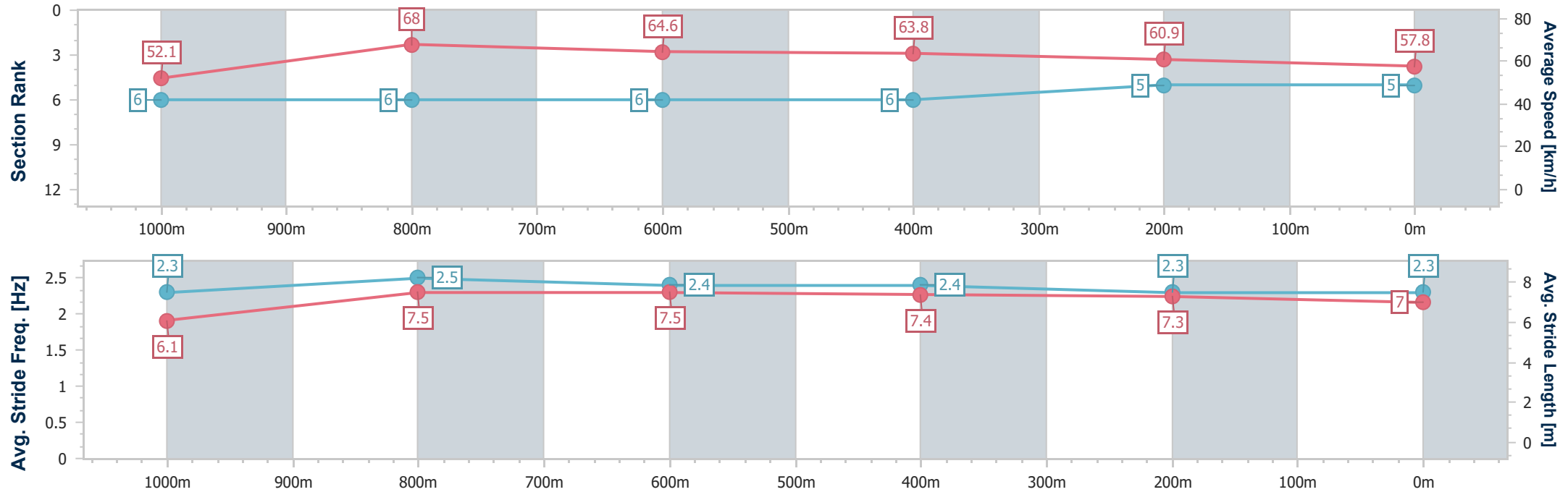
Horse/Jockey Name	Giggy
Final Rank	5
Fastest Section Time (Section)	0:10.67 (1000m)
Top Speed [km/h] (Section)	69.5 (1000m)
Race State	Finished



KilcoyProfessional
Race 5: PETER BOYCE OAM Colts, Gelding & Entires RATINGS
BAND 0 - 58 Handicap - 1200m
19 December 2025 - 14:44
Track Rating: Good 3, Weather: Fine, Rail Position: True Entire Course.



Section	Overall	1000m	800m	600m	400m	200m							
Section Times	1:11.18 [5] (0:13.80)	0:57.38 [6] (0:10.67)	0:46.71 [6] (0:11.13)	0:35.58 [6] (0:11.27)	0:24.31 [6] (0:11.85)	0:12.46 [5] (0:12.46)							
Average Speed [km/h]	52.1	68.0	64.6	63.8	60.9	57.8							
Top Speed [km/h]	69.0	69.5	68.0	65.6	63.6	60.7							
Avg. Dist. to Rail [m]	3.2	2.0	1.0	1.0	0.7	0.9							
Avg. Stride Freq. [Hz]	2.3	2.5	2.4	2.4	2.3	2.3							
Avg. Stride Length [m]	6.1	7.5	7.5	7.4	7.3	7.0							



- [] Ranking at each section and finish
- .-.- No data available at this section
- NA No data available



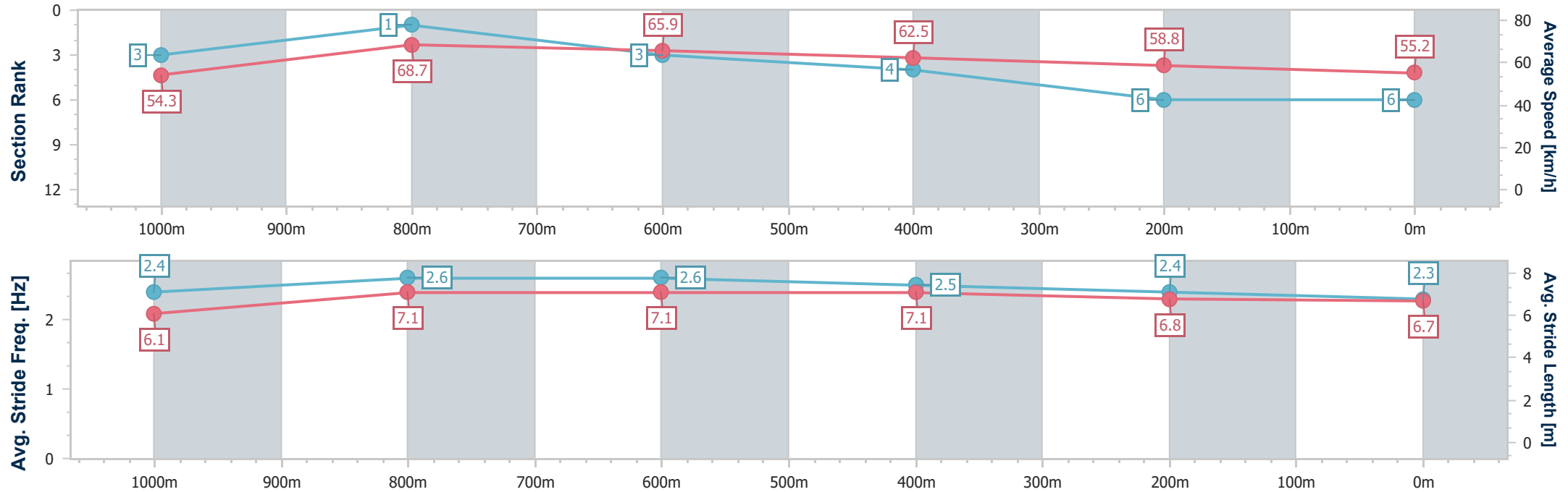
Horse/Jockey Name	Pride Of Nashville
Final Rank	6
Fastest Section Time (Section)	0:10.53 (1000m)
Top Speed [km/h] (Section)	70.2 (1000m)
Race State	Finished



KilcoyProfessional
Race 5: PETER BOYCE OAM Colts, Gelding & Entires RATINGS
BAND 0 - 58 Handicap - 1200m
19 December 2025 - 14:44
Track Rating: Good 3, Weather: Fine, Rail Position: True Entire Course.



Section	Overall	1000m	800m	600m	400m	200m							
Section Times	1:12.11 [6] (0:13.30)	0:58.81 [3] (0:10.53)	0:48.28 [1] (0:11.16)	0:37.12 [3] (0:11.54)	0:25.58 [4] (0:12.49)	0:13.09 [6] (0:13.09)							
Average Speed [km/h]	54.3	68.7	65.9	62.5	58.8	55.2							
Top Speed [km/h]	69.9	70.2	68.5	63.7	60.6	57.8							
Avg. Dist. to Rail [m]	4.1	3.2	2.7	1.5	2.3	3.2							
Avg. Stride Freq. [Hz]	2.4	2.6	2.6	2.5	2.4	2.3							
Avg. Stride Length [m]	6.1	7.1	7.1	7.1	6.8	6.7							



- [] Ranking at each section and finish
- - - - No data available at this section
- NA No data available



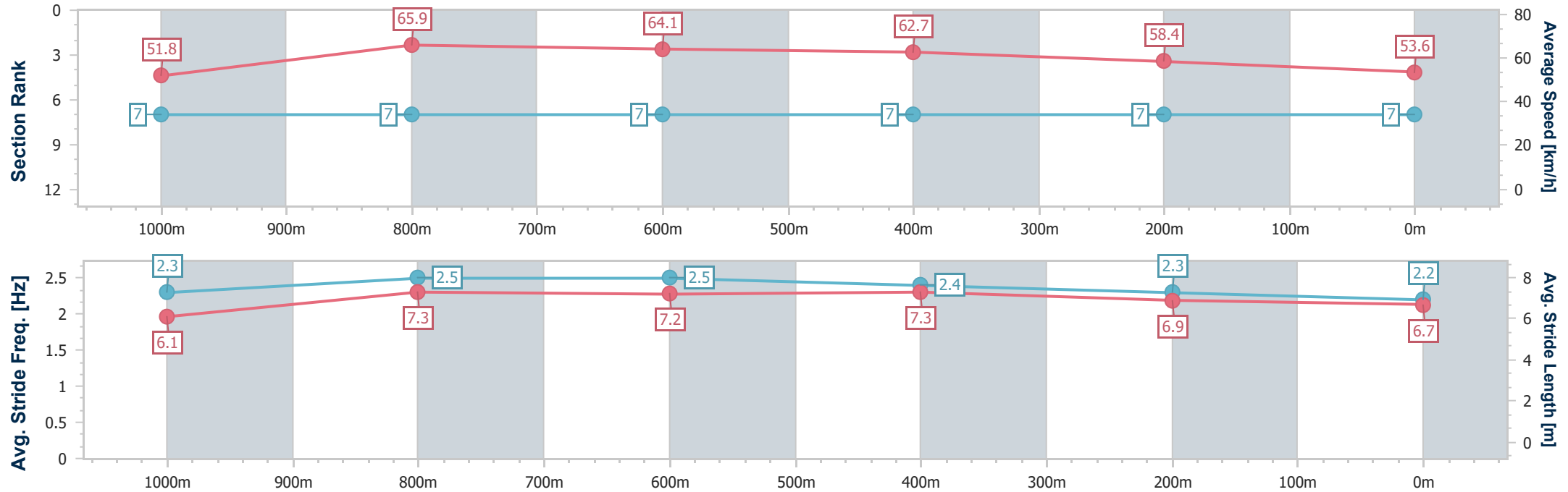
Horse/Jockey Name	The Immortals
Final Rank	7
Fastest Section Time (Section)	0:10.95 (1000m)
Top Speed [km/h] (Section)	68.0 (1000m)
Race State	Finished



KilcoyProfessional
Race 5: PETER BOYCE OAM Colts, Gelding & Entires RATINGS
BAND 0 - 58 Handicap - 1200m
19 December 2025 - 14:44
Track Rating: Good 3, Weather: Fine, Rail Position: True Entire Course.



Section	Overall	1000m	800m	600m	400m	200m							
Section Times	1:13.33 [7] (0:13.89)	0:59.44 [7] (0:10.95)	0:48.49 [7] (0:11.24)	0:37.25 [7] (0:11.45)	0:25.80 [7] (0:12.36)	0:13.44 [7] (0:13.44)							
Average Speed [km/h]	51.8	65.9	64.1	62.7	58.4	53.6							
Top Speed [km/h]	67.3	68.0	65.8	63.3	61.2	55.9							
Avg. Dist. to Rail [m]	1.8	0.9	0.5	0.3	0.3	1.6							
Avg. Stride Freq. [Hz]	2.3	2.5	2.5	2.4	2.3	2.2							
Avg. Stride Length [m]	6.1	7.3	7.2	7.3	6.9	6.7							





KilcoyProfessional
Race 6: IKON ELECTRICAL Fillies & Mares RATINGS BAND 0 - 58
Handicap - 1200m
19 December 2025 - 15:24



Track Rating: Good 3, Weather: Fine, Rail Position: True Entire Course.

Section						Overall	1000m	800m	600m	400m	200m	Last 600m		
Field Times						1:11.13 (0:13.69)	0:57.44 (0:11.47)	0:45.97 (0:11.89)	0:34.08 (0:11.35)	0:22.73 (0:11.27)	0:11.46 (0:11.46)	0:34.08		
Rank	TAB	Horse/Jockey	Barrier	Top Speed [km/h]	Fastest Section							Margin	Distance Travelled [m]	
1	7	ZIMBARA	2	66.7	0:11.27	1:11.13 [1]	0:57.44 [1]	0:45.97 [1]	0:34.08 [1]	0:22.73 [1]	0:11.46 [1]	1:11.13	0:34.08	
		Georgina Cartwright		Overall	400m	(0:13.69)	(0:11.47)	(0:11.89)	(0:11.35)	(0:11.27)	(0:11.46)			
2	6	MONAZEL	3	65.2	0:11.31	1:11.74 [2]	0:57.80 [3]	0:46.37 [3]	0:34.63 [3]	0:23.32 [2]	0:11.75 [3]	3.58L	0:34.63	+1
		Michael Murphy		600m	600m	(0:13.94)	(0:11.43)	(0:11.74)	(0:11.31)	(0:11.57)	(0:11.75)			
3	13	SONIC ARROW	7	66.7	0:11.27	1:11.89 [3]	0:57.86 [5]	0:46.39 [4]	0:34.57 [5]	0:23.18 [4]	0:11.91 [2]	4.48L	0:34.57	-1
		Les Tilley		400m	400m	(0:14.03)	(0:11.47)	(0:11.82)	(0:11.39)	(0:11.27)	(0:11.91)			
4	3	HUSSY EMPRESS	1	65.8	0:11.27	1:12.16 [4]	0:58.02 [6]	0:46.45 [6]	0:34.64 [6]	0:23.37 [6]	0:11.58 [5]	6.04L	0:34.64	+6
		Adin Thompson		600m	600m	(0:14.14)	(0:11.57)	(0:11.81)	(0:11.27)	(0:11.79)	(0:11.58)			
5	11	PRETTY LITTLE LASS	9	64.9	0:11.44	1:12.18 [5]	0:58.23 [4]	0:46.65 [5]	0:34.90 [4]	0:23.46 [5]	0:11.65 [4]	6.18L	0:34.90	+8
		Cody Collis		600m	600m	(0:13.95)	(0:11.58)	(0:11.75)	(0:11.44)	(0:11.81)	(0:11.65)			
6	12	TIDLER'S WISH	5	65.6	0:11.41	1:12.61 [6]	0:58.12 [9]	0:46.62 [9]	0:34.87 [9]	0:23.46 [9]	0:11.91 [7]	8.71L	0:34.87	+1
		Damien Boche		400m	600m	(0:14.49)	(0:11.50)	(0:11.75)	(0:11.41)	(0:11.55)	(0:11.91)			
7	9	TAKARA STAR	8	65.2	0:11.30	1:12.62 [7]	0:58.41 [7]	0:46.87 [7]	0:35.07 [7]	0:23.77 [7]	0:11.86 [9]	8.77L	0:35.07	+14
		Reece O'Connell		600m	600m	(0:14.21)	(0:11.54)	(0:11.80)	(0:11.30)	(0:11.91)	(0:11.86)			
8	5	BRAVARO	6	65.7	0:11.31	1:12.71 [8]	0:58.46 [8]	0:46.89 [8]	0:35.06 [8]	0:23.75 [8]	0:11.96 [8]	9.3L	0:35.06	+6
		Scott Sheargold		1000m	600m	(0:14.25)	(0:11.57)	(0:11.83)	(0:11.31)	(0:11.79)	(0:11.96)			
9	14	ANAISA	4	64.4	0:11.43	1:13.46 [9]	0:59.68 [2]	0:48.19 [2]	0:36.39 [2]	0:24.96 [3]	0:12.82 [6]	13.68L	0:36.39	+9
		Bailie Baker		Overall	600m	(0:13.78)	(0:11.49)	(0:11.80)	(0:11.43)	(0:12.14)	(0:12.82)			

Scratched: Grey Impact (#1), East West Miss (#2), Miss Mercy (#4), Mishani Breeze (#10), Show Me The Stars (#8)



Horse/Jockey Name	Zimbara
Final Rank	1
Fastest Section Time (Section)	0:11.27 (400m)
Top Speed [km/h] (Section)	66.7 (Overall)
Race State	Finished



KilcoyProfessional

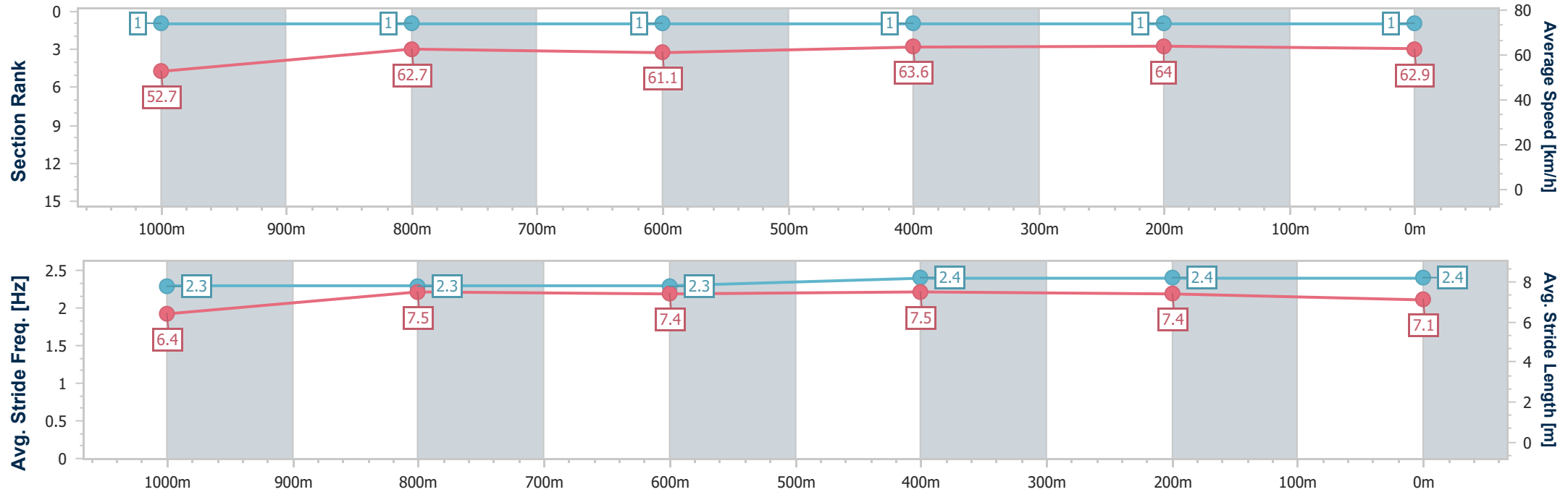
Race 6: IKON ELECTRICAL Fillies & Mares RATINGS BAND 0 - 58 Handicap - 1200m

Kilcoy Race Club
"Moonee Valley of the North"

19 December 2025 - 15:24

Track Rating: Good 3, Weather: Fine, Rail Position: True Entire Course.

Section	Overall	1000m	800m	600m	400m	200m							
Section Times	1:11.13 [1] (0:13.69)	0:57.44 [1] (0:11.47)	0:45.97 [1] (0:11.89)	0:34.08 [1] (0:11.35)	0:22.73 [1] (0:11.27)	0:11.46 [1] (0:11.46)							
Average Speed [km/h]	52.7	62.7	61.1	63.6	64.0	62.9							
Top Speed [km/h]	66.7	63.9	62.1	64.7	65.0	64.3							
Avg. Dist. to Rail [m]	2.3	1.1	1.2	1.7	0.5	0.6							
Avg. Stride Freq. [Hz]	2.3	2.3	2.3	2.4	2.4	2.4							
Avg. Stride Length [m]	6.4	7.5	7.4	7.5	7.4	7.1							



[] Ranking at each section and finish
-.-.- No data available at this section
NA No data available



Horse/Jockey Name	Monazel
Final Rank	2
Fastest Section Time (Section)	0:11.31 (600m)
Top Speed [km/h] (Section)	65.2 (600m)
Race State	Finished



KilcoyProfessional

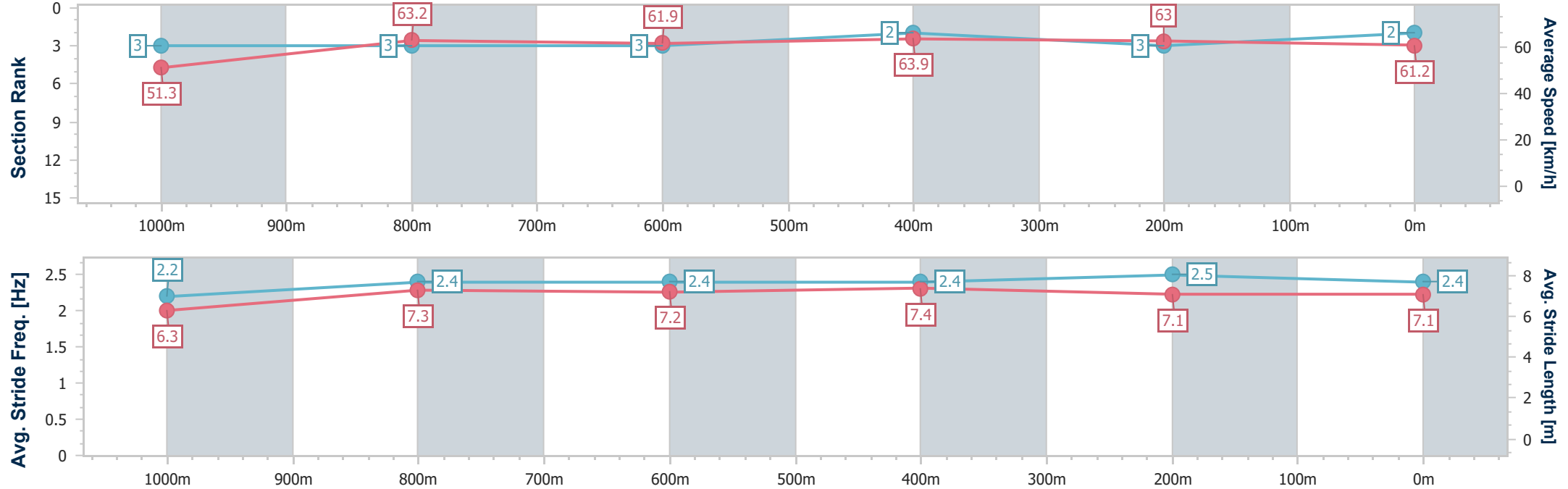
Race 6: IKON ELECTRICAL Fillies & Mares RATINGS BAND 0 - 58 Handicap - 1200m

Kilcoy Race Club
"Moosie Valley of the North"

19 December 2025 - 15:24

Track Rating: Good 3, Weather: Fine, Rail Position: True Entire Course.

Section	Overall	1000m	800m	600m	400m	200m							
Section Times	1:11.74 [2] (0:13.94)	0:57.80 [3] (0:11.43)	0:46.37 [3] (0:11.74)	0:34.63 [3] (0:11.31)	0:23.32 [2] (0:11.57)	0:11.75 [3] (0:11.75)							
Average Speed [km/h]	51.3	63.2	61.9	63.9	63.0	61.2							
Top Speed [km/h]	64.9	64.3	63.0	65.2	64.4	63.2							
Avg. Dist. to Rail [m]	2.2	0.8	1.3	2.5	1.9	0.7							
Avg. Stride Freq. [Hz]	2.2	2.4	2.4	2.4	2.5	2.4							
Avg. Stride Length [m]	6.3	7.3	7.2	7.4	7.1	7.1							



- [] Ranking at each section and finish
- .-.- No data available at this section
- NA No data available



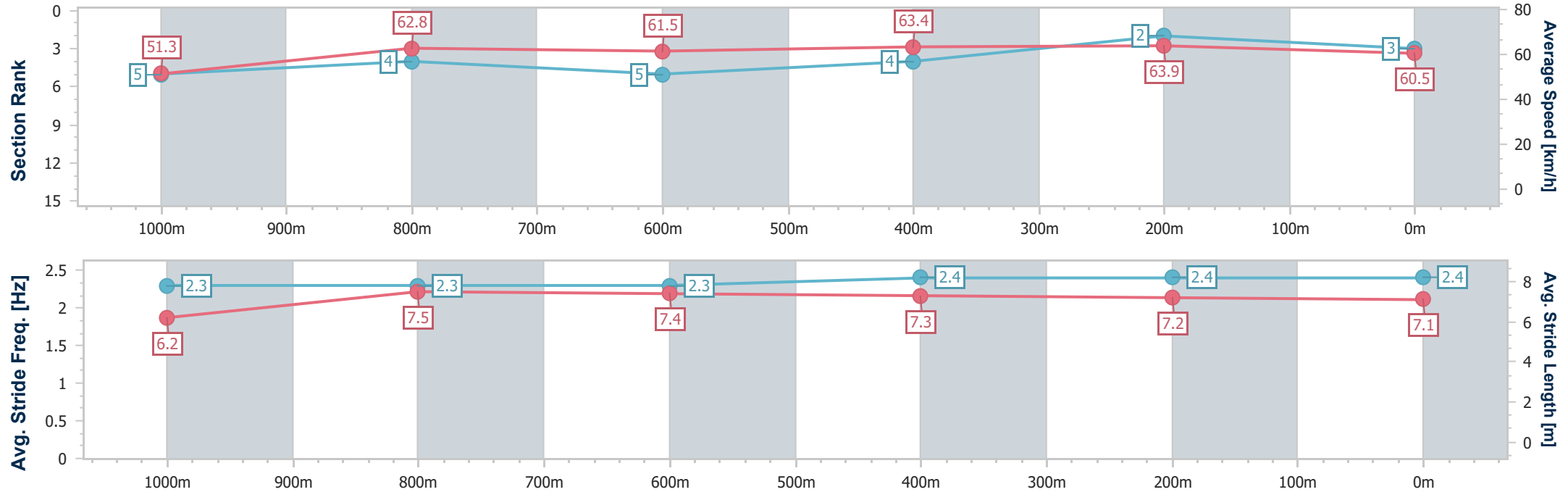
Horse/Jockey Name	Sonic Arrow
Final Rank	3
Fastest Section Time (Section)	0:11.27 (400m)
Top Speed [km/h] (Section)	66.7 (400m)
Race State	Finished



KilcoyProfessional
Race 6: IKON ELECTRICAL Fillies & Mares RATINGS BAND 0 -
58 Handicap - 1200m
19 December 2025 - 15:24
Track Rating: Good 3, Weather: Fine, Rail Position: True Entire Course.



Section	Overall	1000m	800m	600m	400m	200m								
Section Times	1:11.89 [3] (0:14.03)	0:57.86 [5] (0:11.47)	0:46.39 [4] (0:11.82)	0:34.57 [5] (0:11.39)	0:23.18 [4] (0:11.27)	0:11.91 [2] (0:11.91)								
Average Speed [km/h]	51.3	62.8	61.5	63.4	63.9	60.5								
Top Speed [km/h]	65.9	64.0	63.0	66.0	66.7	63.1								
Avg. Dist. to Rail [m]	3.8	0.5	1.5	1.6	0.8	2.3								
Avg. Stride Freq. [Hz]	2.3	2.3	2.3	2.4	2.4	2.4								
Avg. Stride Length [m]	6.2	7.5	7.4	7.3	7.2	7.1								



[] Ranking at each section and finish
-.-.- No data available at this section
NA No data available



Horse/Jockey Name	Hussy Empress
Final Rank	4
Fastest Section Time (Section)	0:11.27 (600m)
Top Speed [km/h] (Section)	65.8 (600m)
Race State	Finished



KilcoyProfessional

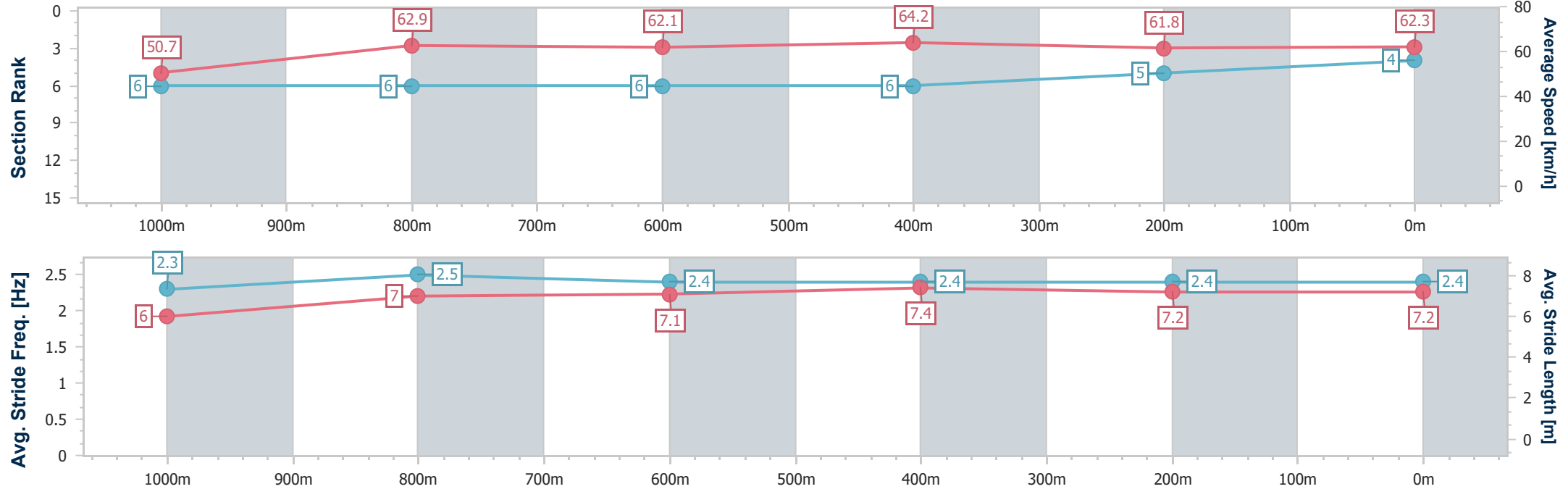
Race 6: IKON ELECTRICAL Fillies & Mares RATINGS BAND 0 - 58 Handicap - 1200m

Kilcoy Race Club
"Moonee Valley of the North"

19 December 2025 - 15:24

Track Rating: Good 3, Weather: Fine, Rail Position: True Entire Course.

Section	Overall	1000m	800m	600m	400m	200m							
Section Times	1:12.16 [4] (0:14.14)	0:58.02 [6] (0:11.57)	0:46.45 [6] (0:11.81)	0:34.64 [6] (0:11.27)	0:23.37 [6] (0:11.79)	0:11.58 [5] (0:11.58)							
Average Speed [km/h]	50.7	62.9	62.1	64.2	61.8	62.3							
Top Speed [km/h]	65.0	65.0	62.7	65.8	63.5	63.5							
Avg. Dist. to Rail [m]	1.4	2.2	2.8	2.5	1.4	1.7							
Avg. Stride Freq. [Hz]	2.3	2.5	2.4	2.4	2.4	2.4							
Avg. Stride Length [m]	6.0	7.0	7.1	7.4	7.2	7.2							



[] Ranking at each section and finish
-.-.- No data available at this section
NA No data available



Horse/Jockey Name	Pretty Little Lass
Final Rank	5
Fastest Section Time (Section)	0:11.44 (600m)
Top Speed [km/h] (Section)	64.9 (600m)
Race State	Finished



KilcoyProfessional

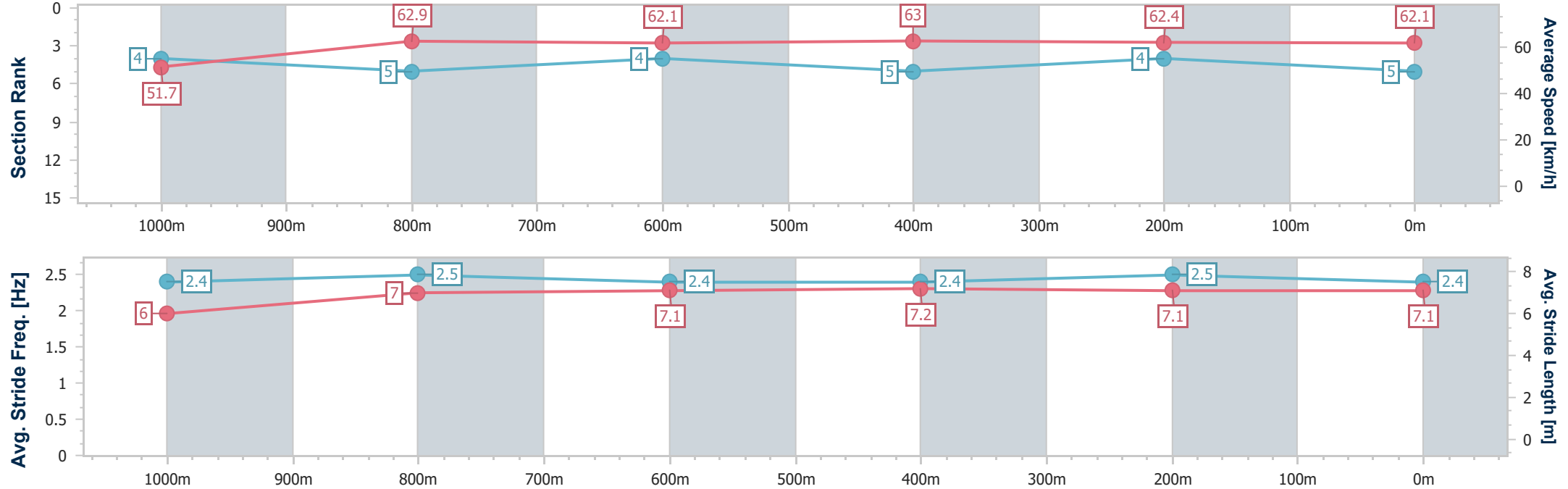
Race 6: IKON ELECTRICAL Fillies & Mares RATINGS BAND 0 - 58 Handicap - 1200m

Kilcoy Race Club
"Moonee Valley of the North"

19 December 2025 - 15:24

Track Rating: Good 3, Weather: Fine, Rail Position: True Entire Course.

Section	Overall	1000m	800m	600m	400m	200m							
Section Times	1:12.18 [5] (0:13.95)	0:58.23 [4] (0:11.58)	0:46.65 [5] (0:11.75)	0:34.90 [4] (0:11.44)	0:23.46 [5] (0:11.81)	0:11.65 [4] (0:11.65)							
Average Speed [km/h]	51.7	62.9	62.1	63.0	62.4	62.1							
Top Speed [km/h]	63.7	64.1	64.0	64.9	63.9	63.2							
Avg. Dist. to Rail [m]	6.1	3.3	2.4	1.0	2.4	3.8							
Avg. Stride Freq. [Hz]	2.4	2.5	2.4	2.4	2.5	2.4							
Avg. Stride Length [m]	6.0	7.0	7.1	7.2	7.1	7.1							



[] Ranking at each section and finish
-.-.- No data available at this section
NA No data available



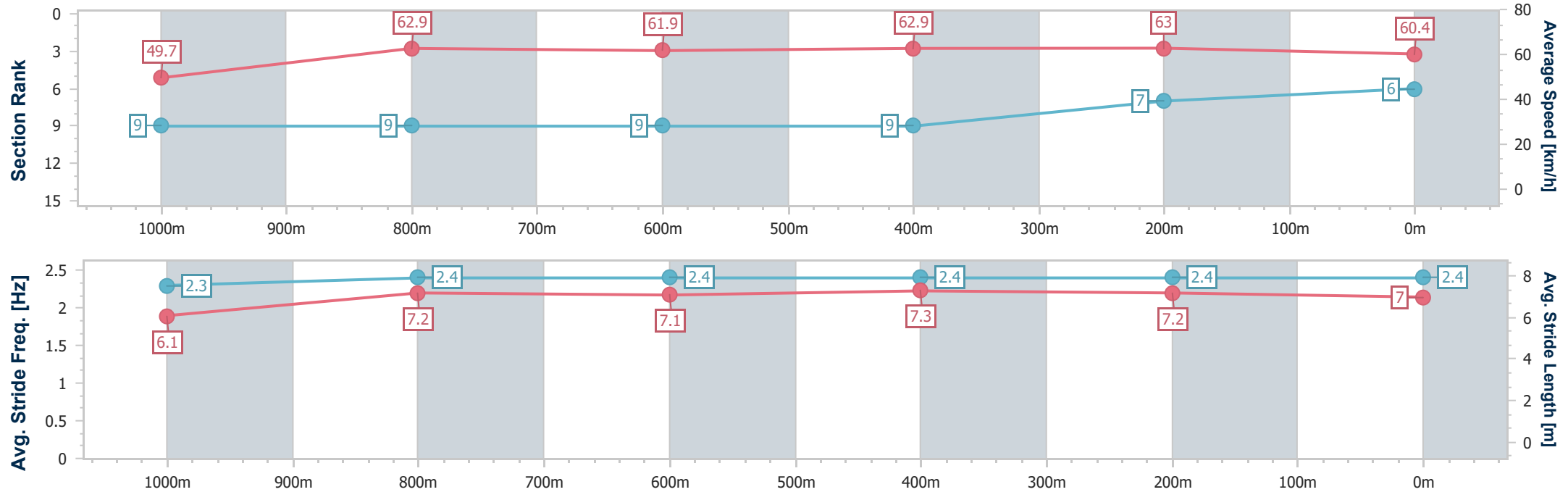
Horse/Jockey Name	Tidler's Wish
Final Rank	6
Fastest Section Time (Section)	0:11.41 (600m)
Top Speed [km/h] (Section)	65.6 (400m)
Race State	Finished



KilcoyProfessional
Race 6: IKON ELECTRICAL Fillies & Mares RATINGS BAND 0 -
58 Handicap - 1200m
19 December 2025 - 15:24
Track Rating: Good 3, Weather: Fine, Rail Position: True Entire Course.



Section	Overall	1000m	800m	600m	400m	200m								
Section Times	1:12.61 [6] (0:14.49)	0:58.12 [9] (0:11.50)	0:46.62 [9] (0:11.75)	0:34.87 [9] (0:11.41)	0:23.46 [9] (0:11.55)	0:11.91 [7] (0:11.91)								
Average Speed [km/h]	49.7	62.9	61.9	62.9	63.0	60.4								
Top Speed [km/h]	63.0	65.1	63.0	64.6	65.6	61.2								
Avg. Dist. to Rail [m]	3.0	1.3	1.3	1.0	0.8	1.0								
Avg. Stride Freq. [Hz]	2.3	2.4	2.4	2.4	2.4	2.4								
Avg. Stride Length [m]	6.1	7.2	7.1	7.3	7.2	7.0								



[] Ranking at each section and finish
-.-.- No data available at this section
NA No data available



Horse/Jockey Name	Takara Star
Final Rank	7
Fastest Section Time (Section)	0:11.30 (600m)
Top Speed [km/h] (Section)	65.2 (600m)
Race State	Finished



KilcoyProfessional

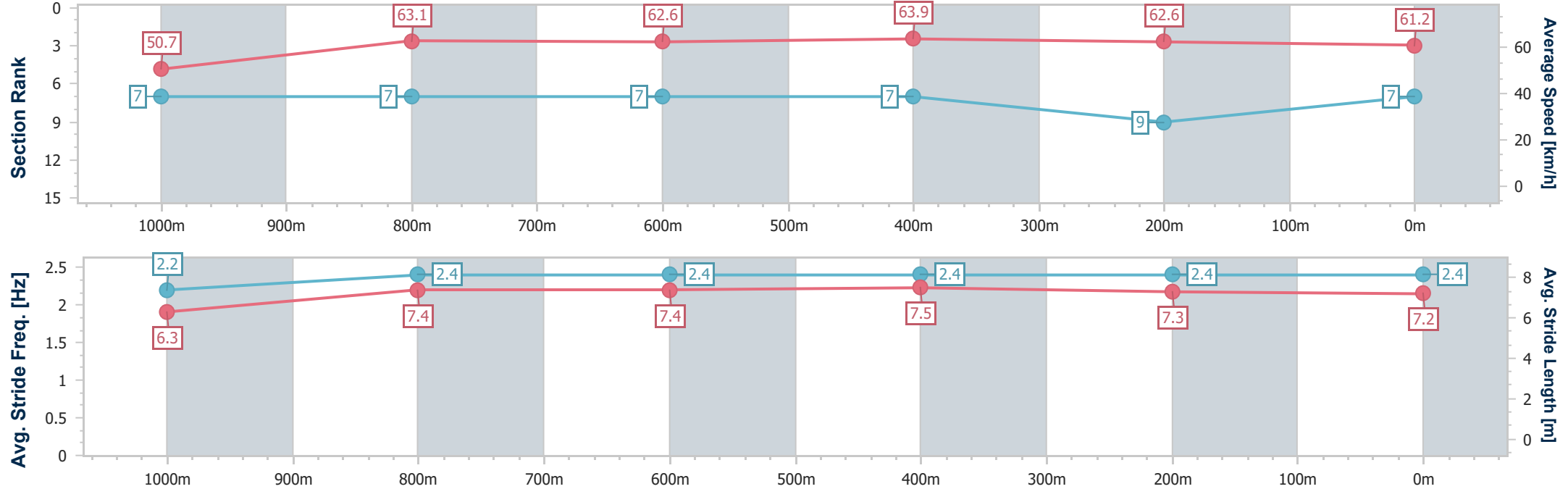
Race 6: IKON ELECTRICAL Fillies & Mares RATINGS BAND 0 - 58 Handicap - 1200m

Kilcoy Race Club
"Moonee Valley of the North"

19 December 2025 - 15:24

Track Rating: Good 3, Weather: Fine, Rail Position: True Entire Course.

Section	Overall	1000m	800m	600m	400m	200m								
Section Times	1:12.62 [7] (0:14.21)	0:58.41 [7] (0:11.54)	0:46.87 [7] (0:11.80)	0:35.07 [7] (0:11.30)	0:23.77 [7] (0:11.91)	0:11.86 [9] (0:11.86)								
Average Speed [km/h]	50.7	63.1	62.6	63.9	62.6	61.2								
Top Speed [km/h]	64.2	64.5	63.6	65.2	64.5	62.2								
Avg. Dist. to Rail [m]	5.4	2.9	3.8	4.0	4.0	6.2								
Avg. Stride Freq. [Hz]	2.2	2.4	2.4	2.4	2.4	2.4								
Avg. Stride Length [m]	6.3	7.4	7.4	7.5	7.3	7.2								



[] Ranking at each section and finish
-.-.- No data available at this section
NA No data available



Horse/Jockey Name	Bravaro
Final Rank	8
Fastest Section Time (Section)	0:11.31 (600m)
Top Speed [km/h] (Section)	65.7 (1000m)
Race State	Finished



KilcoyProfessional

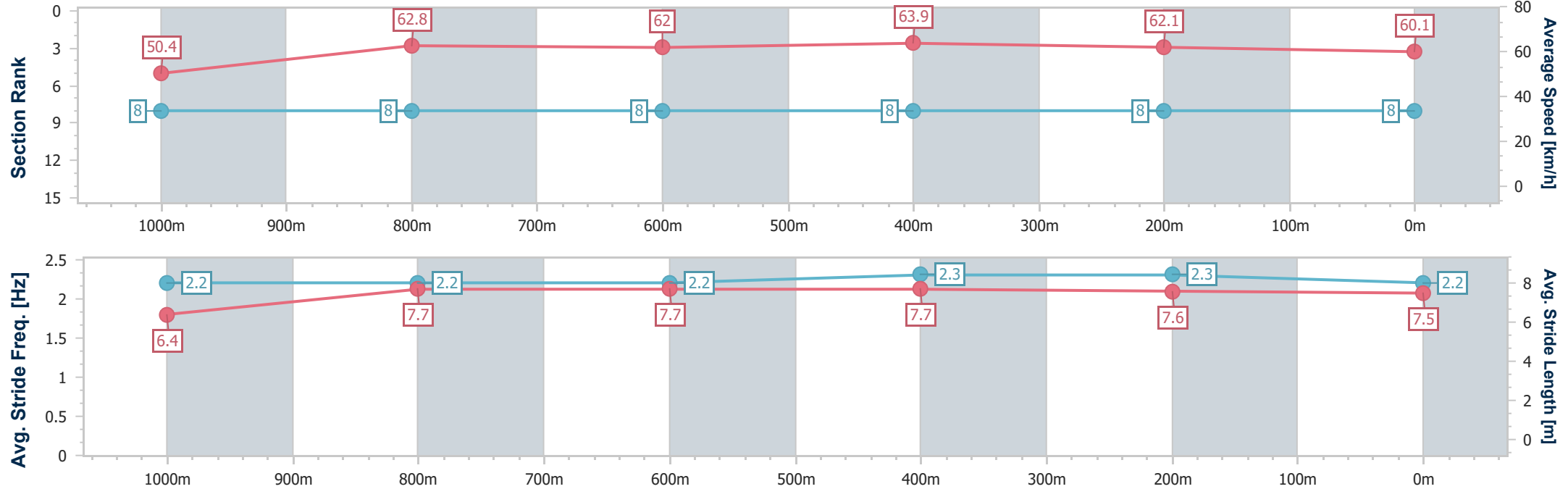
Race 6: IKON ELECTRICAL Fillies & Mares RATINGS BAND 0 - 58 Handicap - 1200m

Kilcoy Race Club
"Moosie Valley of the North"

19 December 2025 - 15:24

Track Rating: Good 3, Weather: Fine, Rail Position: True Entire Course.

Section	Overall	1000m	800m	600m	400m	200m							
Section Times	1:12.71 [8] (0:14.25)	0:58.46 [8] (0:11.57)	0:46.89 [8] (0:11.83)	0:35.06 [8] (0:11.31)	0:23.75 [8] (0:11.79)	0:11.96 [8] (0:11.96)							
Average Speed [km/h]	50.4	62.8	62.0	63.9	62.1	60.1							
Top Speed [km/h]	65.6	65.7	63.2	65.6	64.1	62.8							
Avg. Dist. to Rail [m]	3.7	2.0	2.2	2.7	2.1	2.1							
Avg. Stride Freq. [Hz]	2.2	2.2	2.2	2.3	2.3	2.2							
Avg. Stride Length [m]	6.4	7.7	7.7	7.7	7.6	7.5							



- [] Ranking at each section and finish
- .-.- No data available at this section
- NA No data available



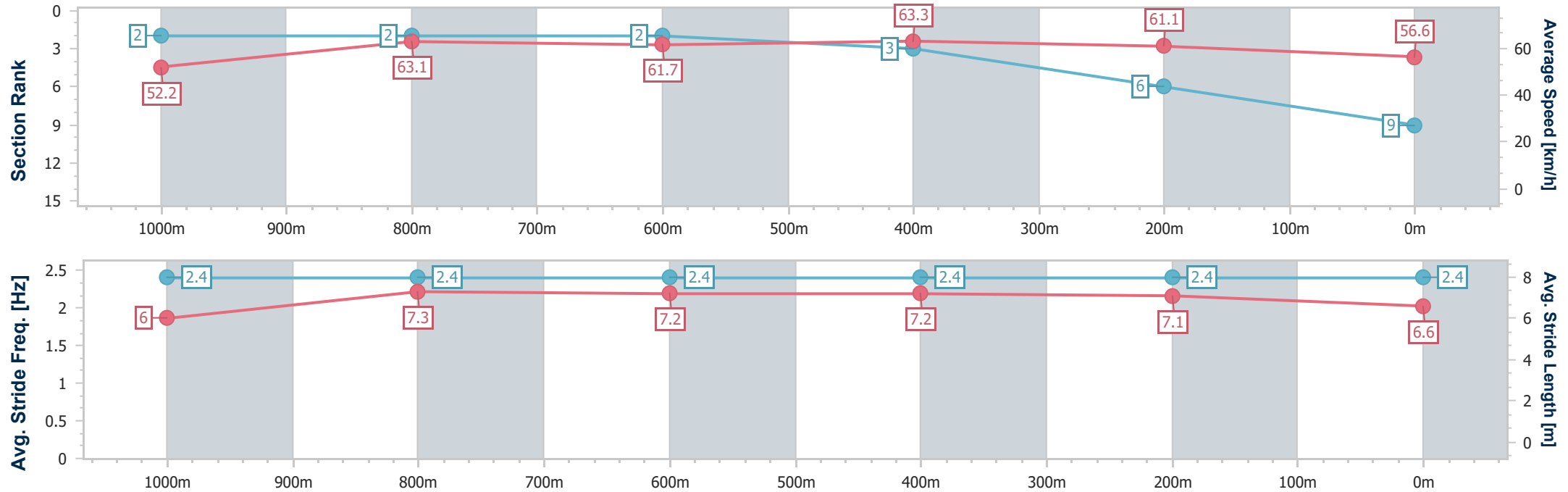
Horse/Jockey Name	Anaisa
Final Rank	9
Fastest Section Time (Section)	0:11.43 (600m)
Top Speed [km/h] (Section)	64.4 (Overall)
Race State	Finished



KilcoyProfessional
Race 6: IKON ELECTRICAL Fillies & Mares RATINGS BAND 0 -
58 Handicap - 1200m
19 December 2025 - 15:24
Track Rating: Good 3, Weather: Fine, Rail Position: True Entire Course.



Section	Overall	1000m	800m	600m	400m	200m							
Section Times	1:13.46 [9] (0:13.78)	0:59.68 [2] (0:11.49)	0:48.19 [2] (0:11.80)	0:36.39 [2] (0:11.43)	0:24.96 [3] (0:12.14)	0:12.82 [6] (0:12.82)							
Average Speed [km/h]	52.2	63.1	61.7	63.3	61.1	56.6							
Top Speed [km/h]	64.4	64.4	62.7	64.3	63.6	58.9							
Avg. Dist. to Rail [m]	4.2	2.3	1.9	2.2	3.6	5.3							
Avg. Stride Freq. [Hz]	2.4	2.4	2.4	2.4	2.4	2.4							
Avg. Stride Length [m]	6.0	7.3	7.2	7.2	7.1	6.6							



[] Ranking at each section and finish
- - - - No data available at this section
NA No data available



KilcoyProfessional
Race 7: SEARLES GARDEN PRODUCTS BENCHMARK 58 Handicap -
1500m
19 December 2025 - 16:11



Track Rating: Good 3, Weather: Fine, Rail Position: True Entire Course.

Section						Overall	1400m	1200m	1000m	800m	600m	400m	Last 600m	
Field Times						1:31.08 (0:08.47)	1:22.61 (0:11.47)	1:11.14 (0:11.95)	0:59.19 (0:11.68)	0:47.51 (0:11.91)	0:35.60 (0:11.54)	0:24.06 (0:11.76)	0:35.60	
Rank	TAB	Horse/Jockey	Barrier	Top Speed [km/h]	Fastest Section									Distance Travelled [m]
1	2	MAN IN THE MIRROR	5	66.1	0:08.52	1:31.08 [1]	1:22.56 [2]	1:11.14 [1]	0:59.19 [1]	0:47.51 [1]	0:35.60 [1]	0:24.06 [1]	0:35.60	
		Les Tilley		1400m	Overall	(0:08.52)	(0:11.42)	(0:11.95)	(0:11.68)	(0:11.91)	(0:11.54)	(0:11.76)		
2	11	EARLSTON	1	63.5	0:08.54	1:31.28 [2]	1:22.74 [3]	1:10.98 [4]	0:59.03 [5]	0:47.22 [4]	0:35.45 [4]	0:23.93 [3]	0:35.45 -4	
		Georgina Cartwright		600m	Overall	(0:08.54)	(0:11.76)	(0:11.95)	(0:11.81)	(0:11.77)	(0:11.52)	(0:11.79)		
3	8	BACCARAT ROUGE	8	64.8	0:08.86	1:31.42 [3]	1:22.56 [7]	1:11.07 [5]	0:59.30 [3]	0:47.29 [5]	0:35.35 [5]	0:23.91 [6]	0:35.35 +7	
		Colleen Krahnen		600m	Overall	(0:08.86)	(0:11.49)	(0:11.77)	(0:12.01)	(0:11.94)	(0:11.44)	(0:11.94)		
4	3	BANDIT	6	63.8	0:08.47	1:31.99 [4]	1:23.52 [1]	1:11.73 [3]	0:59.83 [4]	0:48.06 [3]	0:36.16 [3]	0:24.60 [5]	0:36.16 +4	
		Nathan Thomas		1400m	Overall	(0:08.47)	(0:11.79)	(0:11.90)	(0:11.77)	(0:11.90)	(0:11.56)	(0:11.94)		
5	4	BOKUDEN	9	66.1	0:08.78	1:32.19 [5]	1:23.41 [5]	1:11.55 [6]	0:59.64 [6]	0:47.81 [6]	0:36.06 [6]	0:24.84 [2]	0:36.06 -2	
		Shakira Bailey		600m	Overall	(0:08.78)	(0:11.86)	(0:11.91)	(0:11.83)	(0:11.75)	(0:11.22)	(0:12.16)		
6	9	MISHANI EMPIRE	2	64.5	0:09.08	1:32.50 [6]	1:23.42 [8]	1:11.52 [8]	0:59.51 [8]	0:47.67 [8]	0:35.92 [8]	0:24.60 [8]	0:35.92 +9	
		Olivia Kendal		600m	Overall	(0:09.08)	(0:11.90)	(0:12.01)	(0:11.84)	(0:11.75)	(0:11.32)	(0:11.93)		
7	10	SLIPSTREAMING	3	64.0	0:08.84	1:32.62 [7]	1:23.78 [6]	1:11.76 [7]	1:00.01 [7]	0:48.21 [7]	0:36.35 [7]	0:24.89 [7]	0:36.35 +2	
		Michael Schrapel		1200m	Overall	(0:08.84)	(0:12.02)	(0:11.75)	(0:11.80)	(0:11.86)	(0:11.46)	(0:12.21)		
8	12	MUSSEL LINES	7	64.3	0:08.59	1:32.82 [8]	1:24.23 [4]	1:12.78 [2]	1:00.91 [2]	0:49.15 [2]	0:37.20 [2]	0:25.46 [4]	0:37.20 +1	
		Brea Harrison		1400m	Overall	(0:08.59)	(0:11.45)	(0:11.87)	(0:11.76)	(0:11.95)	(0:11.74)	(0:12.42)		

Scratched: The Immortals (#5), London Point (#7), East West Miss (#6), Capital Boss (#1)



KilcoyProfessional
Race 7: SEARLES GARDEN PRODUCTS BENCHMARK 58 Handicap -
1500m
19 December 2025 - 16:11



Track Rating: Good 3, Weather: Fine, Rail Position: True Entire Course.

Section Field Times				200m 0:12.30 (0:12.30)				Last 600m 0:35.60	
Rank	TAB	Horse/Jockey	Barrier	Top Speed [km/h]	Fastest Section	Margin		Distance Travelled [m]	
1	2	MAN IN THE MIRROR	5	66.1	0:08.52	0:12.30 [1]	1:31.08	0:35.60	
		Les Tilley		1400m	Overall	(0:12.30)			
2	11	EARLSTON	1	63.5	0:08.54	0:12.14 [2]	1.17L	0:35.45	-4
		Georgina Cartwright		600m	Overall	(0:12.14)			
3	8	BACCARAT ROUGE	8	64.8	0:08.86	0:11.97 [4]	1.99L	0:35.35	+7
		Colleen Krahnen		600m	Overall	(0:11.97)			
4	3	BANDIT	6	63.8	0:08.47	0:12.66 [3]	5.33L	0:36.16	+4
		Nathan Thomas		1400m	Overall	(0:12.66)			
5	4	BOKUDEN	9	66.1	0:08.78	0:12.68 [5]	6.52L	0:36.06	-2
		Shakira Bailey		600m	Overall	(0:12.68)			
6	9	MISHANI EMPIRE	2	64.5	0:09.08	0:12.67 [7]	8.34L	0:35.92	+9
		Olivia Kendal		600m	Overall	(0:12.67)			
7	10	SLIPSTREAMING	3	64.0	0:08.84	0:12.68 [8]	9.08L	0:36.35	+2
		Michael Schrapel		1200m	Overall	(0:12.68)			
8	12	MUSSEL LINES	7	64.3	0:08.59	0:13.04 [6]	10.25L	0:37.20	+1
		Brea Harrison		1400m	Overall	(0:13.04)			

Scratched: The Immortals (#5), London Point (#7), East West Miss (#6), Capital Boss (#1)



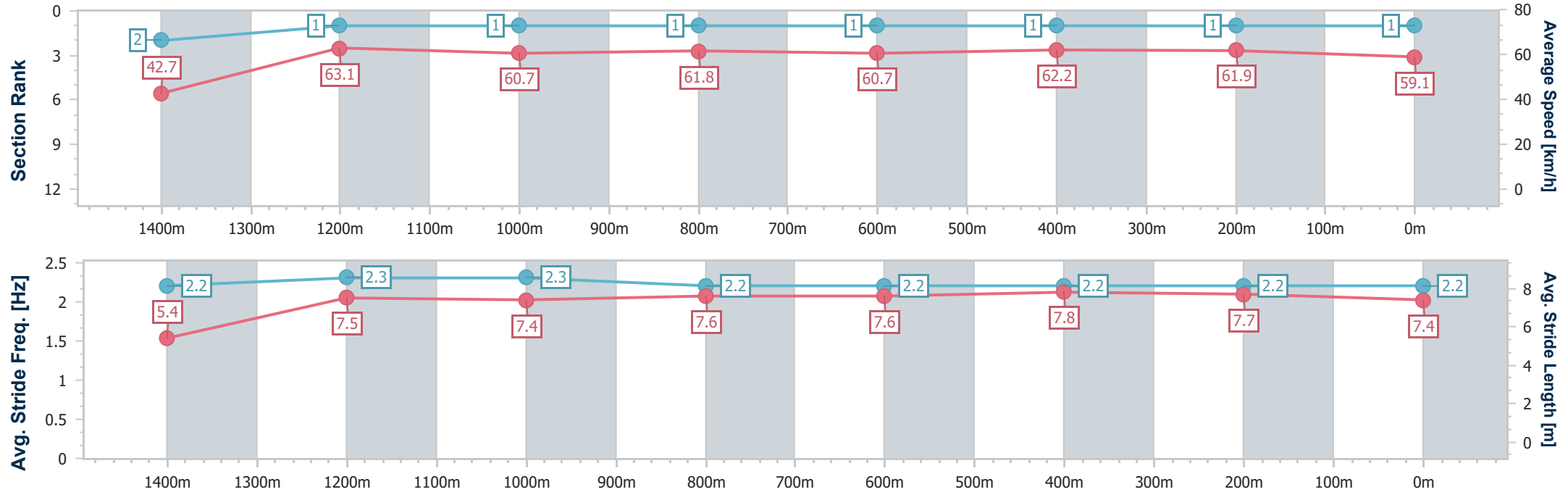
Horse/Jockey Name	Man In The Mirror
Final Rank	1
Fastest Section Time (Section)	0:08.52 (Overall)
Top Speed [km/h] (Section)	66.1 (1400m)
Race State	Finished



KilcoyProfessional
Race 7: SEARLES GARDEN PRODUCTS BENCHMARK 58
Handicap - 1500m
19 December 2025 - 16:11
Track Rating: Good 3, Weather: Fine, Rail Position: True Entire Course.



Section	Overall	1400m	1200m	1000m	800m	600m	400m	200m					
Section Times	1:31.08 [1] (0:08.52)	1:22.56 [2] (0:11.42)	1:11.14 [1] (0:11.95)	0:59.19 [1] (0:11.68)	0:47.51 [1] (0:11.91)	0:35.60 [1] (0:11.54)	0:24.06 [1] (0:11.76)	0:12.30 [1] (0:12.30)					
Average Speed [km/h]	42.7	63.1	60.7	61.8	60.7	62.2	61.9	59.1					
Top Speed [km/h]	61.5	66.1	62.0	63.2	61.7	63.4	63.0	60.0					
Avg. Dist. to Rail [m]	6.4	1.3	1.1	0.6	0.7	1.2	1.0	2.1					
Avg. Stride Freq. [Hz]	2.2	2.3	2.3	2.2	2.2	2.2	2.2	2.2					
Avg. Stride Length [m]	5.4	7.5	7.4	7.6	7.6	7.8	7.7	7.4					



- [] Ranking at each section and finish
- .-.- No data available at this section
- NA No data available



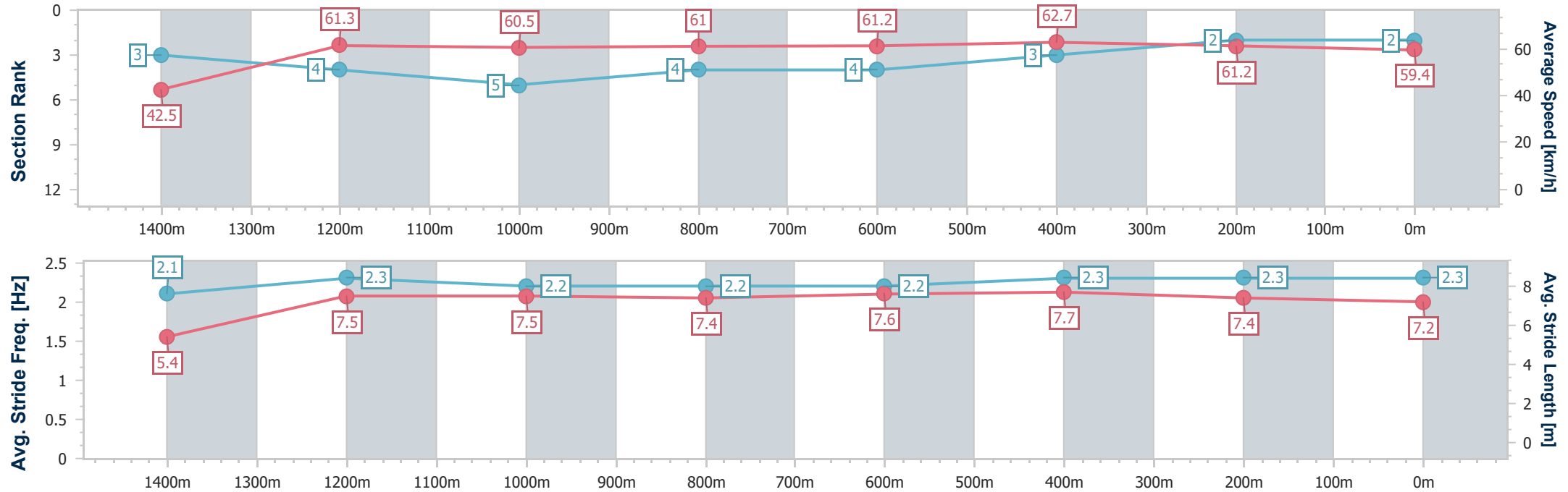
Horse/Jockey Name	Earlston
Final Rank	2
Fastest Section Time (Section)	0:08.54 (Overall)
Top Speed [km/h] (Section)	63.5 (600m)
Race State	Finished



KilcoyProfessional
Race 7: SEARLES GARDEN PRODUCTS BENCHMARK 58
Handicap - 1500m
19 December 2025 - 16:11
Track Rating: Good 3, Weather: Fine, Rail Position: True Entire Course.



Section	Overall	1400m	1200m	1000m	800m	600m	400m	200m					
Section Times	1:31.28 [2] (0:08.54)	1:22.74 [3] (0:11.76)	1:10.98 [4] (0:11.95)	0:59.03 [5] (0:11.81)	0:47.22 [4] (0:11.77)	0:35.45 [4] (0:11.52)	0:23.93 [3] (0:11.79)	0:12.14 [2] (0:12.14)					
Average Speed [km/h]	42.5	61.3	60.5	61.0	61.2	62.7	61.2	59.4					
Top Speed [km/h]	59.9	62.4	60.9	61.5	61.9	63.5	62.8	60.7					
Avg. Dist. to Rail [m]	4.1	0.9	0.7	0.6	0.4	0.5	0.3	1.9					
Avg. Stride Freq. [Hz]	2.1	2.3	2.2	2.2	2.2	2.3	2.3	2.3					
Avg. Stride Length [m]	5.4	7.5	7.5	7.4	7.6	7.7	7.4	7.2					



- [] Ranking at each section and finish
- .-.- No data available at this section
- NA No data available



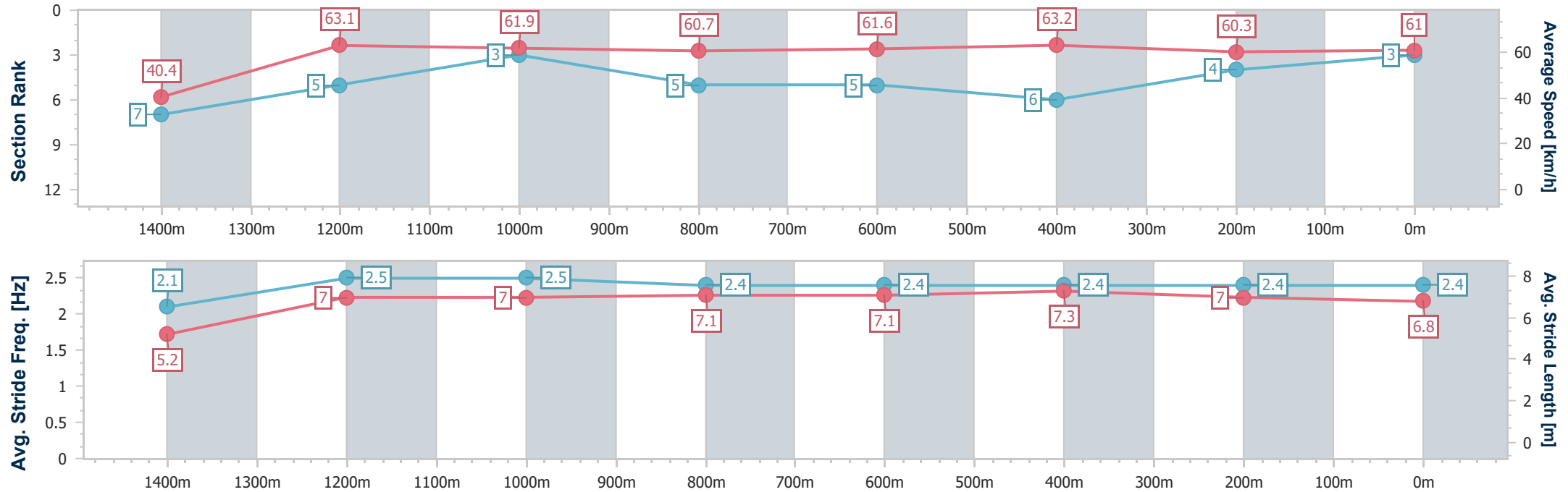
Horse/Jockey Name	Baccarat Rouge
Final Rank	3
Fastest Section Time (Section)	0:08.86 (Overall)
Top Speed [km/h] (Section)	64.8 (600m)
Race State	Finished



KilcoyProfessional
Race 7: SEARLES GARDEN PRODUCTS BENCHMARK 58
Handicap - 1500m
19 December 2025 - 16:11
Track Rating: Good 3, Weather: Fine, Rail Position: True Entire Course.



Section	Overall	1400m	1200m	1000m	800m	600m	400m	200m					
Section Times	1:31.42 [3] (0:08.86)	1:22.56 [7] (0:11.49)	1:11.07 [5] (0:11.77)	0:59.30 [3] (0:12.01)	0:47.29 [5] (0:11.94)	0:35.35 [5] (0:11.44)	0:23.91 [6] (0:11.94)	0:11.97 [4] (0:11.97)					
Average Speed [km/h]	40.4	63.1	61.9	60.7	61.6	63.2	60.3	61.0					
Top Speed [km/h]	61.5	64.3	62.7	61.8	62.6	64.8	61.6	63.1					
Avg. Dist. to Rail [m]	8.8	2.5	2.6	3.8	3.0	1.4	0.7	2.5					
Avg. Stride Freq. [Hz]	2.1	2.5	2.5	2.4	2.4	2.4	2.4	2.4					
Avg. Stride Length [m]	5.2	7.0	7.0	7.1	7.1	7.3	7.0	6.8					



[] Ranking at each section and finish
-.-.- No data available at this section
NA No data available



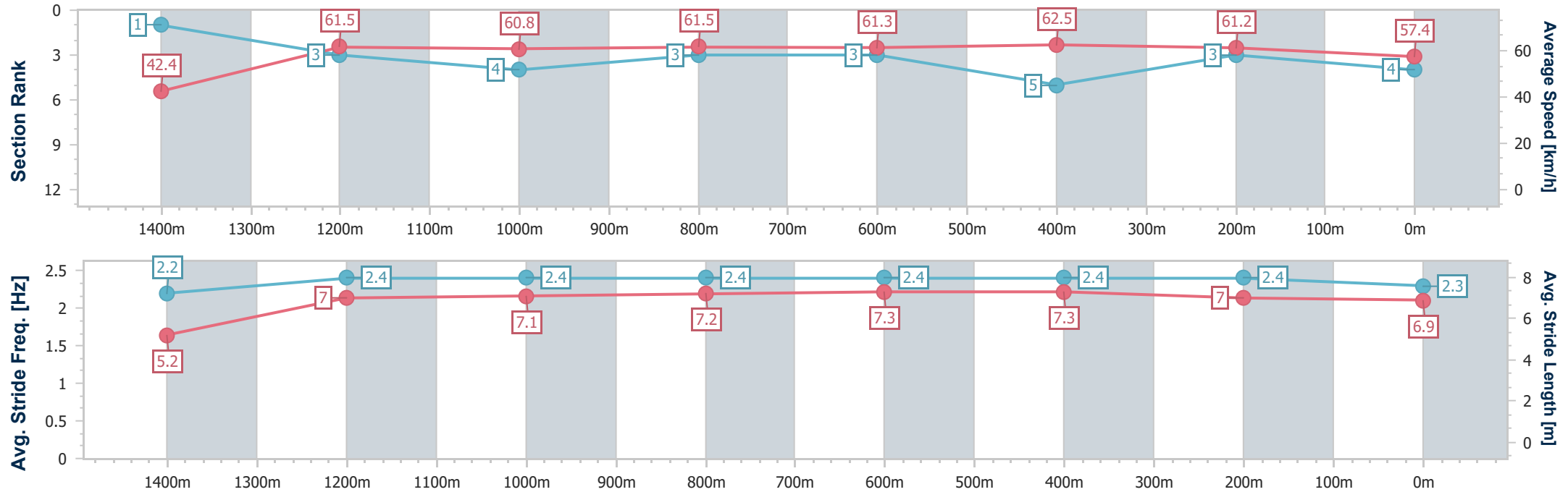
Horse/Jockey Name	Bandit
Final Rank	4
Fastest Section Time (Section)	0:08.47 (Overall)
Top Speed [km/h] (Section)	63.8 (1400m)
Race State	Finished



KilcoyProfessional
Race 7: SEARLES GARDEN PRODUCTS BENCHMARK 58
Handicap - 1500m
19 December 2025 - 16:11
Track Rating: Good 3, Weather: Fine, Rail Position: True Entire Course.



Section	Overall	1400m	1200m	1000m	800m	600m	400m	200m					
Section Times	1:31.99 [4] (0:08.47)	1:23.52 [1] (0:11.79)	1:11.73 [3] (0:11.90)	0:59.83 [4] (0:11.77)	0:48.06 [3] (0:11.90)	0:36.16 [3] (0:11.56)	0:24.60 [5] (0:11.94)	0:12.66 [3] (0:12.66)					
Average Speed [km/h]	42.4	61.5	60.8	61.5	61.3	62.5	61.2	57.4					
Top Speed [km/h]	60.9	63.8	62.0	62.4	62.3	63.4	63.1	59.3					
Avg. Dist. to Rail [m]	7.9	2.4	1.5	1.7	1.8	2.2	1.8	2.4					
Avg. Stride Freq. [Hz]	2.2	2.4	2.4	2.4	2.4	2.4	2.4	2.3					
Avg. Stride Length [m]	5.2	7.0	7.1	7.2	7.3	7.3	7.0	6.9					



[] Ranking at each section and finish
- - - - No data available at this section
NA No data available



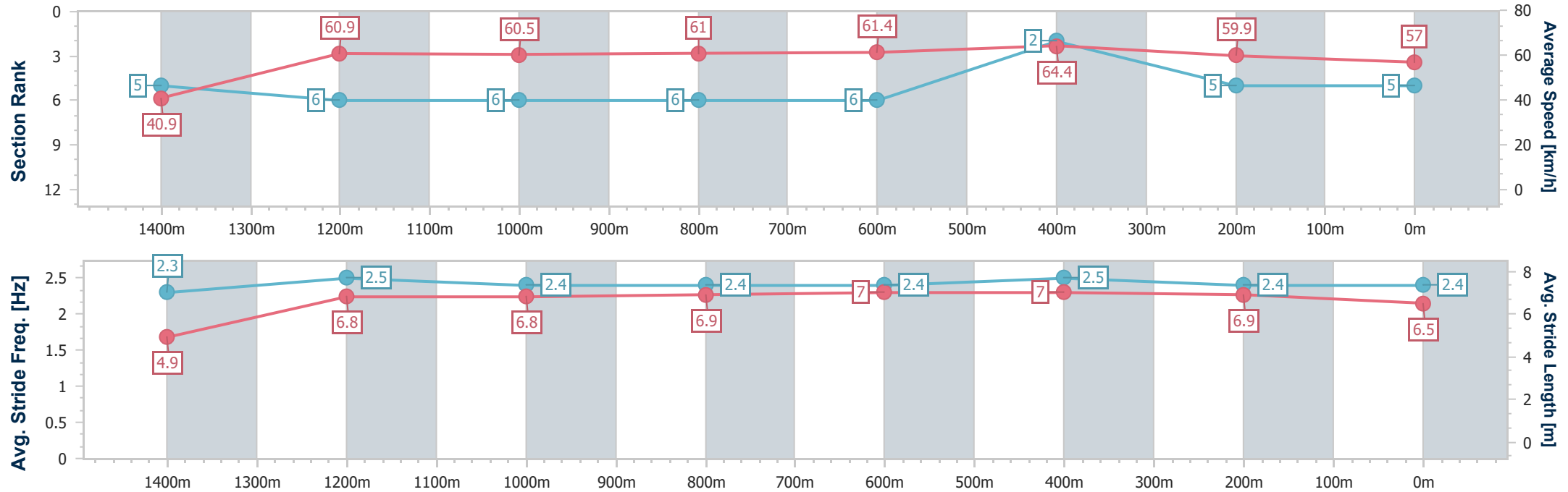
Horse/Jockey Name	Bokuden
Final Rank	5
Fastest Section Time (Section)	0:08.78 (Overall)
Top Speed [km/h] (Section)	66.1 (600m)
Race State	Finished



KilcoyProfessional
Race 7: SEARLES GARDEN PRODUCTS BENCHMARK 58
Handicap - 1500m
19 December 2025 - 16:11
Track Rating: Good 3, Weather: Fine, Rail Position: True Entire Course.



Section	Overall	1400m	1200m	1000m	800m	600m	400m	200m					
Section Times	1:32.19 [5] (0:08.78)	1:23.41 [5] (0:11.86)	1:11.55 [6] (0:11.91)	0:59.64 [6] (0:11.83)	0:47.81 [6] (0:11.75)	0:36.06 [6] (0:11.22)	0:24.84 [2] (0:12.16)	0:12.68 [5] (0:12.68)					
Average Speed [km/h]	40.9	60.9	60.5	61.0	61.4	64.4	59.9	57.0					
Top Speed [km/h]	59.5	62.0	62.8	63.5	63.5	66.1	63.7	58.8					
Avg. Dist. to Rail [m]	9.7	3.1	0.4	0.3	0.7	1.9	2.0	2.0					
Avg. Stride Freq. [Hz]	2.3	2.5	2.4	2.4	2.4	2.5	2.4	2.4					
Avg. Stride Length [m]	4.9	6.8	6.8	6.9	7.0	7.0	6.9	6.5					



[] Ranking at each section and finish
-.-.- No data available at this section
NA No data available



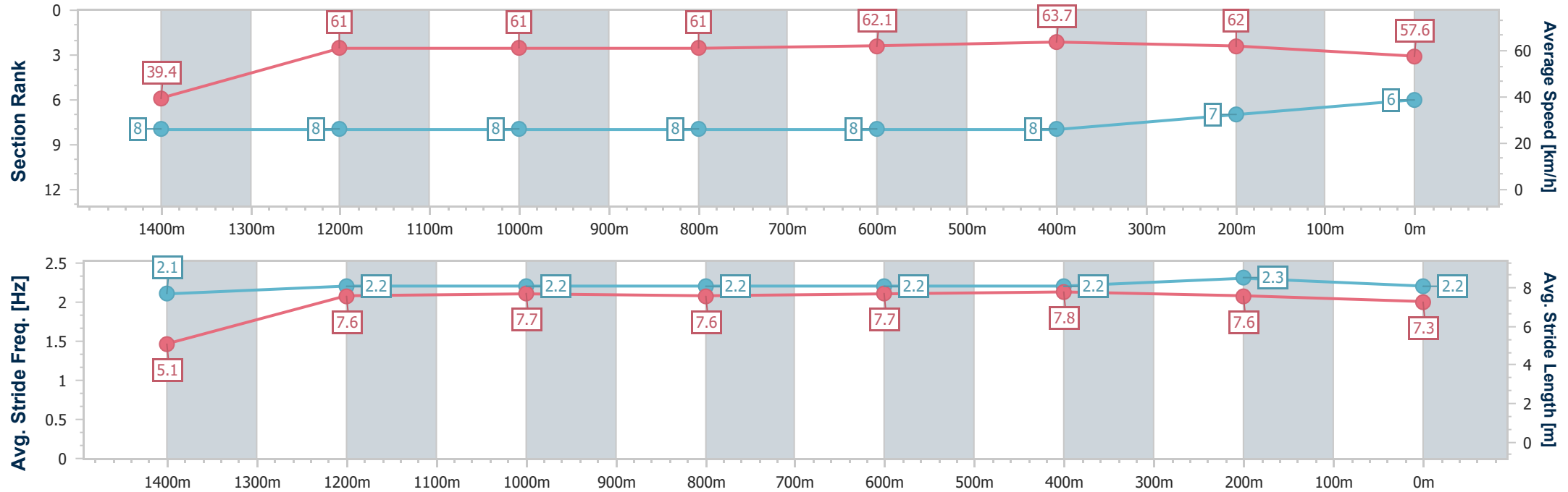
Horse/Jockey Name	Mishani Empire
Final Rank	6
Fastest Section Time (Section)	0:09.08 (Overall)
Top Speed [km/h] (Section)	64.5 (600m)
Race State	Finished



KilcoyProfessional
Race 7: SEARLES GARDEN PRODUCTS BENCHMARK 58
Handicap - 1500m
19 December 2025 - 16:11
Track Rating: Good 3, Weather: Fine, Rail Position: True Entire Course.



Section	Overall	1400m	1200m	1000m	800m	600m	400m	200m					
Section Times	1:32.50 [6] (0:09.08)	1:23.42 [8] (0:11.90)	1:11.52 [8] (0:12.01)	0:59.51 [8] (0:11.84)	0:47.67 [8] (0:11.75)	0:35.92 [8] (0:11.32)	0:24.60 [8] (0:11.93)	0:12.67 [7] (0:12.67)					
Average Speed [km/h]	39.4	61.0	61.0	61.0	62.1	63.7	62.0	57.6					
Top Speed [km/h]	57.6	62.1	62.1	62.3	62.9	64.5	64.0	59.9					
Avg. Dist. to Rail [m]	4.9	2.7	2.5	1.7	1.8	2.0	3.0	5.8					
Avg. Stride Freq. [Hz]	2.1	2.2	2.2	2.2	2.2	2.2	2.3	2.2					
Avg. Stride Length [m]	5.1	7.6	7.7	7.6	7.7	7.8	7.6	7.3					



[] Ranking at each section and finish
- - - - No data available at this section
NA No data available



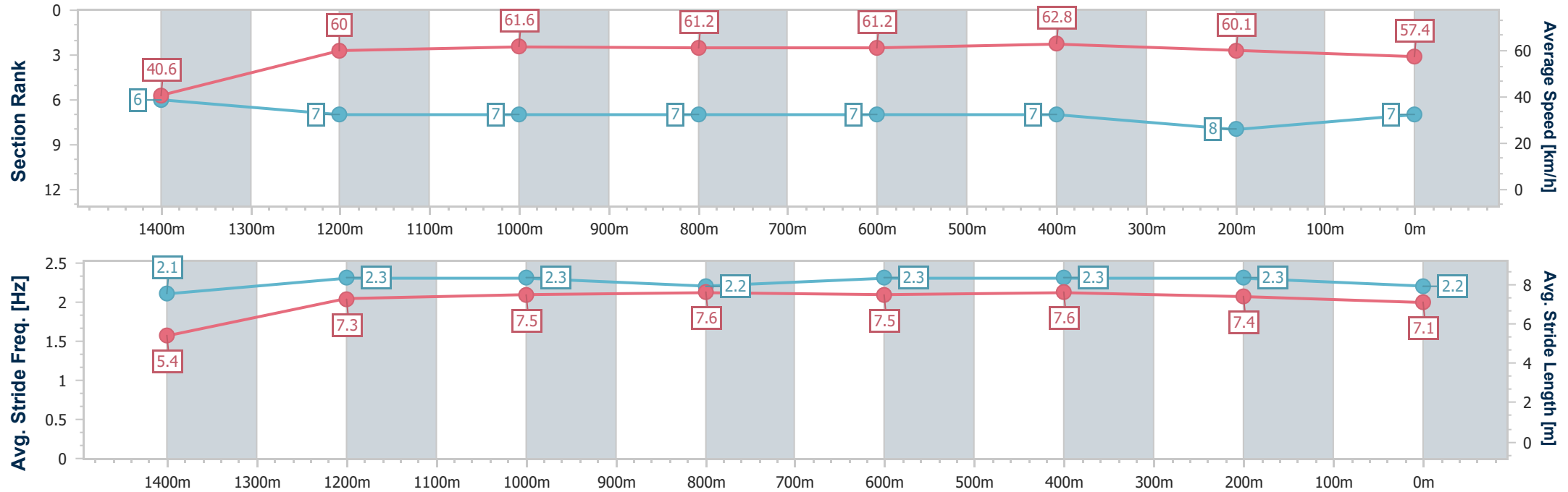
Horse/Jockey Name	Slipstreaming
Final Rank	7
Fastest Section Time (Section)	0:08.84 (Overall)
Top Speed [km/h] (Section)	64.0 (1200m)
Race State	Finished



KilcoyProfessional
Race 7: SEARLES GARDEN PRODUCTS BENCHMARK 58
Handicap - 1500m
19 December 2025 - 16:11
Track Rating: Good 3, Weather: Fine, Rail Position: True Entire Course.



Section	Overall	1400m	1200m	1000m	800m	600m	400m	200m					
Section Times	1:32.62 [7] (0:08.84)	1:23.78 [6] (0:12.02)	1:11.76 [7] (0:11.75)	1:00.01 [7] (0:11.80)	0:48.21 [7] (0:11.86)	0:36.35 [7] (0:11.46)	0:24.89 [7] (0:12.21)	0:12.68 [8] (0:12.68)					
Average Speed [km/h]	40.6	60.0	61.6	61.2	61.2	62.8	60.1	57.4					
Top Speed [km/h]	58.8	61.6	64.0	62.5	61.8	63.6	62.6	57.9					
Avg. Dist. to Rail [m]	5.3	2.0	1.0	0.8	1.2	0.7	2.4	3.5					
Avg. Stride Freq. [Hz]	2.1	2.3	2.3	2.2	2.3	2.3	2.3	2.2					
Avg. Stride Length [m]	5.4	7.3	7.5	7.6	7.5	7.6	7.4	7.1					



[] Ranking at each section and finish
- - - - No data available at this section
NA No data available



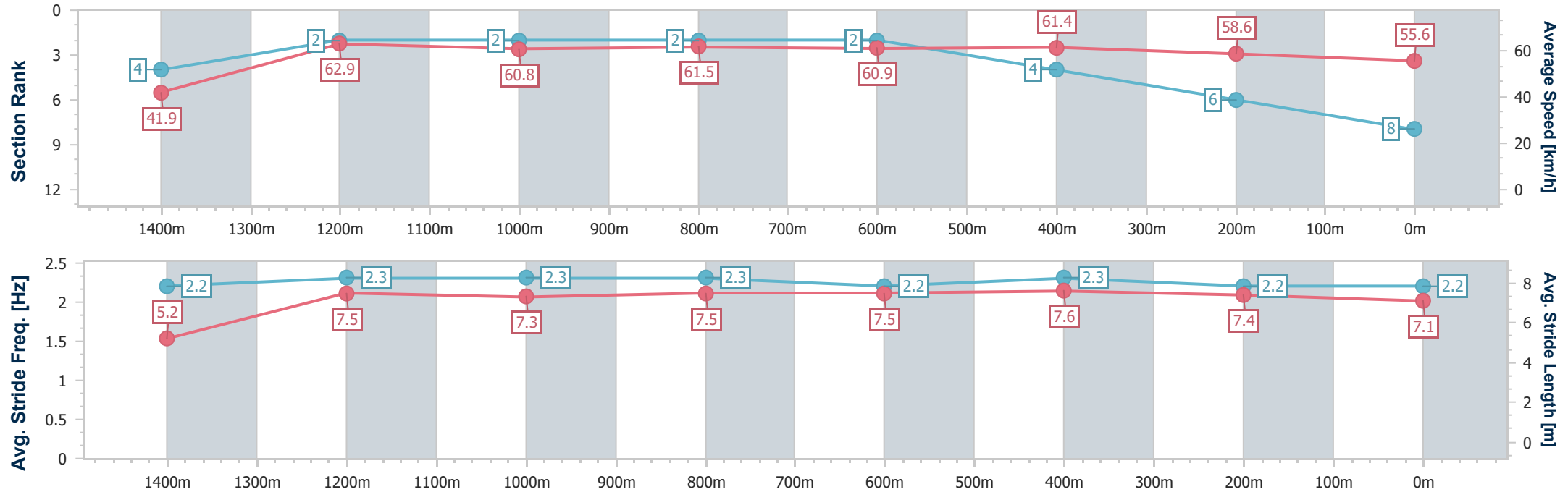
Horse/Jockey Name	Mussel Lines
Final Rank	8
Fastest Section Time (Section)	0:08.59 (Overall)
Top Speed [km/h] (Section)	64.3 (1400m)
Race State	Finished



KilcoyProfessional
Race 7: SEARLES GARDEN PRODUCTS BENCHMARK 58
Handicap - 1500m
19 December 2025 - 16:11
Track Rating: Good 3, Weather: Fine, Rail Position: True Entire Course.



Section	Overall	1400m	1200m	1000m	800m	600m	400m	200m					
Section Times	1:32.82 [8] (0:08.59)	1:24.23 [4] (0:11.45)	1:12.78 [2] (0:11.87)	1:00.91 [2] (0:11.76)	0:49.15 [2] (0:11.95)	0:37.20 [2] (0:11.74)	0:25.46 [4] (0:12.42)	0:13.04 [6] (0:13.04)					
Average Speed [km/h]	41.9	62.9	60.8	61.5	60.9	61.4	58.6	55.6					
Top Speed [km/h]	61.2	64.3	62.1	62.5	61.6	62.2	60.7	56.7					
Avg. Dist. to Rail [m]	7.8	2.5	0.5	1.4	1.6	1.4	1.2	1.6					
Avg. Stride Freq. [Hz]	2.2	2.3	2.3	2.3	2.2	2.3	2.2	2.2					
Avg. Stride Length [m]	5.2	7.5	7.3	7.5	7.5	7.6	7.4	7.1					





KilcoyProfessional
Race 8: LADBROKES MEGA MULTI CHRISTMAS CUP Class 3 Handicap - 1500m
19 December 2025 - 16:44



Track Rating: Good 3, Weather: Fine, Rail Position: True Entire Course.

Section						Overall	1400m	1200m	1000m	800m	600m	400m	Last 600m		
Field Times						1:30.84 (0:08.30)	1:22.54 (0:11.04)	1:11.50 (0:11.73)	0:59.77 (0:11.44)	0:48.33 (0:11.85)	0:36.48 (0:11.59)	0:24.89 (0:12.13)	0:36.48		
Rank	TAB	Horse/Jockey	Barrier	Top Speed [km/h]	Fastest Section										Distance Travelled [m]
1	2	MAURICE'S MEDAD	1	65.5	0:08.37	1:30.84 [1]	1:22.47 [2]	1:11.20 [5]	0:59.43 [4]	0:47.83 [4]	0:36.14 [3]	0:24.54 [3]	0:36.14		
		Les Tilley		1400m	Overall	(0:08.37)	(0:11.27)	(0:11.77)	(0:11.60)	(0:11.69)	(0:11.60)	(0:12.11)			
2	11	INCA TRAIL	6	67.3	0:08.30	1:30.98 [2]	1:22.68 [1]	1:11.57 [2]	0:59.81 [3]	0:48.27 [3]	0:36.53 [2]	0:25.03 [1]	0:36.53	+4	
		Morgan Butler		1400m	Overall	(0:08.30)	(0:11.11)	(0:11.76)	(0:11.54)	(0:11.74)	(0:11.50)	(0:12.13)			
3	3	CAPITAL BOSS	4	65.6	0:08.71	1:31.04 [3]	1:22.33 [8]	1:11.08 [8]	0:59.35 [7]	0:47.78 [7]	0:36.07 [6]	0:24.51 [5]	0:36.07	+1	
		Harrison Shaw		1400m	Overall	(0:08.71)	(0:11.25)	(0:11.73)	(0:11.57)	(0:11.71)	(0:11.56)	(0:12.08)			
4	4	HOKKAIDO	2	65.5	0:08.96	1:31.34 [4]	1:22.38 [9]	1:11.07 [9]	0:59.32 [9]	0:47.63 [9]	0:36.07 [8]	0:24.31 [6]	0:36.07	-1	
		Shakira Bailey		1400m	Overall	(0:08.96)	(0:11.31)	(0:11.75)	(0:11.69)	(0:11.56)	(0:11.76)	(0:12.13)			
5	6	LONDON POINT	3	68.6	0:08.47	1:31.35 [5]	1:22.88 [5]	1:12.01 [1]	1:00.28 [1]	0:48.84 [1]	0:36.99 [1]	0:25.39 [2]	0:36.99	-3	
		Hannah Richardson		1400m	Overall	(0:08.47)	(0:10.87)	(0:11.73)	(0:11.44)	(0:11.85)	(0:11.60)	(0:12.12)			
6	8	OAKFIELD STORM	9	70.6	0:08.49	1:31.73 [6]	1:23.24 [6]	1:12.11 [4]	1:00.30 [5]	0:48.72 [5]	0:36.89 [4]	0:25.24 [4]	0:36.89	+11	
		Georgina Cartwright		1400m	Overall	(0:08.49)	(0:11.13)	(0:11.81)	(0:11.58)	(0:11.83)	(0:11.65)	(0:12.40)			
7	10	OPTIMUS MAXIMUS	5	65.6	0:08.38	1:32.68 [7]	1:24.30 [3]	1:13.03 [6]	1:01.24 [6]	0:49.63 [6]	0:37.71 [7]	0:25.64 [7]	0:37.71	+2	
		Nathan Thomas		1400m	Overall	(0:08.38)	(0:11.27)	(0:11.79)	(0:11.61)	(0:11.92)	(0:12.07)	(0:12.60)			
8	13	PROMETIO MAS	7	64.4	0:08.42	1:32.73 [8]	1:24.31 [4]	1:12.79 [7]	1:00.82 [8]	0:49.08 [8]	0:37.39 [9]	0:25.60 [8]	0:37.39	+10	
		Olivia Kendal		1400m	Overall	(0:08.42)	(0:11.52)	(0:11.97)	(0:11.74)	(0:11.69)	(0:11.79)	(0:12.53)			
9	9	WOOLMAR	8	68.1	0:08.49	1:38.15 [9]	1:29.66 [7]	1:18.70 [3]	1:07.02 [2]	0:55.53 [2]	0:43.28 [5]	0:30.70 [9]	0:43.28	+14	
		Damien Boche		1400m	Overall	(0:08.49)	(0:10.96)	(0:11.68)	(0:11.49)	(0:12.25)	(0:12.58)	(0:14.46)			

Scratched: Mishani Empire (#7), That's Interesting (#12), Mussel Lines (#14), East West Miss (#5), Gold Prince (#1)



KilcoyProfessional
Race 8: LADBROKES MEGA MULTI CHRISTMAS CUP Class 3 Handicap - 1500m
19 December 2025 - 16:44



Track Rating: Good 3, Weather: Fine, Rail Position: True Entire Course.

Section Field Times				200m 0:12.76 (0:12.76)				Last 600m 0:36.48	
Rank	TAB	Horse/Jockey	Barrier	Top Speed [km/h]	Fastest Section	Margin		Distance Travelled [m]	
1	2	MAURICE'S MEDAD	1	65.5	0:08.37	0:12.43 [3]	1:30.84	0:36.14	
		Les Tilley		1400m	Overall	(0:12.43)			
2	11	INCA TRAIL	6	67.3	0:08.30	0:12.90 [1]	0.82L	0:36.53	+4
		Morgan Butler		1400m	Overall	(0:12.90)			
3	3	CAPITAL BOSS	4	65.6	0:08.71	0:12.43 [4]	1.17L	0:36.07	+1
		Harrison Shaw		1400m	Overall	(0:12.43)			
4	4	HOKKAIDO	2	65.5	0:08.96	0:12.18 [6]	2.94L	0:36.07	-1
		Shakira Bailey		1400m	Overall	(0:12.18)			
5	6	LONDON POINT	3	68.6	0:08.47	0:13.27 [2]	2.99L	0:36.99	-3
		Hannah Richardson		1400m	Overall	(0:13.27)			
6	8	OAKFIELD STORM	9	70.6	0:08.49	0:12.84 [5]	5.19L	0:36.89	+11
		Georgina Cartwright		1400m	Overall	(0:12.84)			
7	10	OPTIMUS MAXIMUS	5	65.6	0:08.38	0:13.04 [7]	10.78L	0:37.71	+2
		Nathan Thomas		1400m	Overall	(0:13.04)			
8	13	PROMETIO MAS	7	64.4	0:08.42	0:13.07 [8]	11.12L	0:37.39	+10
		Olivia Kendal		1400m	Overall	(0:13.07)			
9	9	WOOLMAR	8	68.1	0:08.49	0:16.24 [9]	43L	0:43.28	+14
		Damien Boche		1400m	Overall	(0:16.24)			

Scratched: Mishani Empire (#7), That's Interesting (#12), Mussel Lines (#14), East West Miss (#5), Gold Prince (#1)



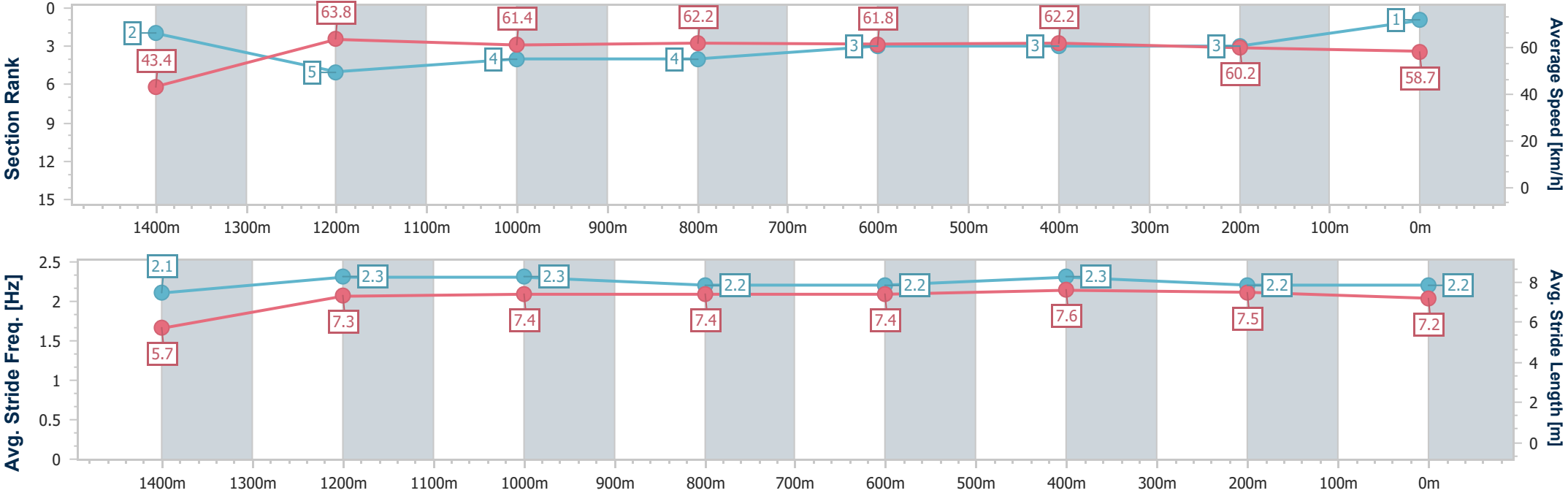
Horse/Jockey Name	Maurice's Medad
Final Rank	1
Fastest Section Time (Section)	0:08.37 (Overall)
Top Speed [km/h] (Section)	65.5 (1400m)
Race State	Finished



KilcoyProfessional
Race 8: LADBROKES MEGA MULTI CHRISTMAS CUP Class 3
Handicap - 1500m
19 December 2025 - 16:44
Track Rating: Good 3, Weather: Fine, Rail Position: True Entire Course.



Section	Overall	1400m	1200m	1000m	800m	600m	400m	200m					
Section Times	1:30.84 [1] (0:08.37)	1:22.47 [2] (0:11.27)	1:11.20 [5] (0:11.77)	0:59.43 [4] (0:11.60)	0:47.83 [4] (0:11.69)	0:36.14 [3] (0:11.60)	0:24.54 [3] (0:12.11)	0:12.43 [3] (0:12.43)					
Average Speed [km/h]	43.4	63.8	61.4	62.2	61.8	62.2	60.2	58.7					
Top Speed [km/h]	62.4	65.5	62.9	62.9	62.8	63.0	61.7	59.6					
Avg. Dist. to Rail [m]	3.3	0.5	0.5	0.5	0.5	1.9	1.8	4.1					
Avg. Stride Freq. [Hz]	2.1	2.3	2.3	2.2	2.2	2.3	2.2	2.2					
Avg. Stride Length [m]	5.7	7.3	7.4	7.4	7.4	7.6	7.5	7.2					



[] Ranking at each section and finish
- - - - No data available at this section
NA No data available



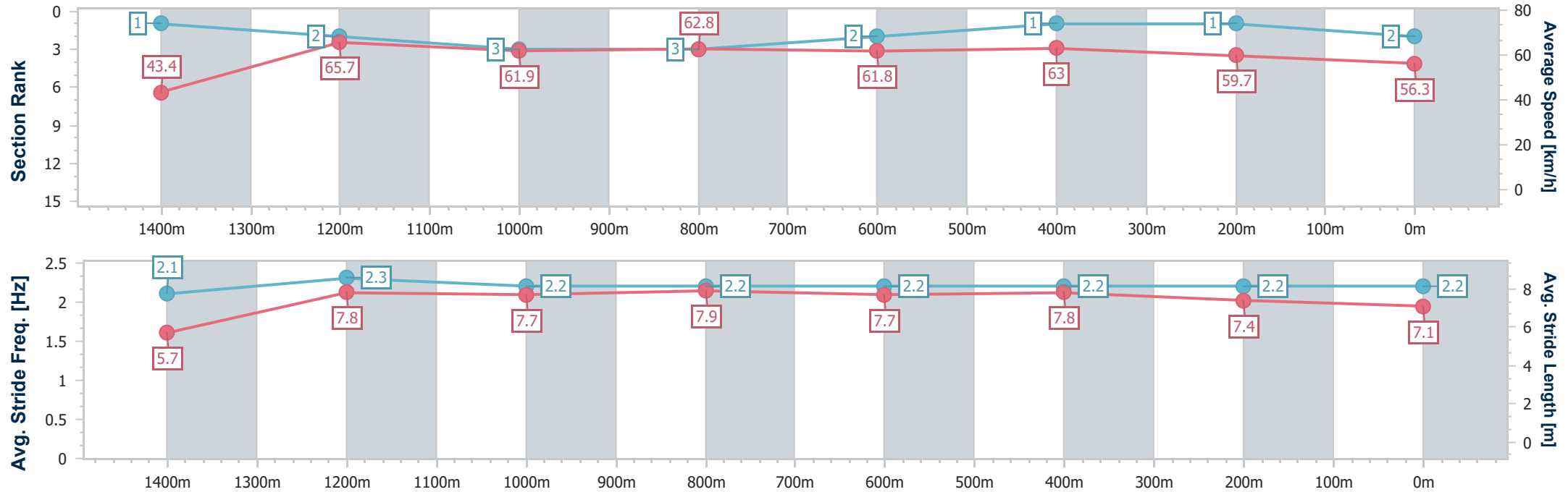
Horse/Jockey Name	Inca Trail
Final Rank	2
Fastest Section Time (Section)	0:08.30 (Overall)
Top Speed [km/h] (Section)	67.3 (1400m)
Race State	Finished



KilcoyProfessional
Race 8: LADBROKES MEGA MULTI CHRISTMAS CUP Class 3
Handicap - 1500m
19 December 2025 - 16:44
Track Rating: Good 3, Weather: Fine, Rail Position: True Entire
Course.



Section	Overall	1400m	1200m	1000m	800m	600m	400m	200m					
Section Times	1:30.98 [2] (0:08.30)	1:22.68 [1] (0:11.11)	1:11.57 [2] (0:11.76)	0:59.81 [3] (0:11.54)	0:48.27 [3] (0:11.74)	0:36.53 [2] (0:11.50)	0:25.03 [1] (0:12.13)	0:12.90 [1] (0:12.90)					
Average Speed [km/h]	43.4	65.7	61.9	62.8	61.8	63.0	59.7	56.3					
Top Speed [km/h]	63.7	67.3	62.5	63.5	63.5	63.7	62.8	58.1					
Avg. Dist. to Rail [m]	9.2	4.2	1.9	1.5	1.6	1.5	1.1	2.3					
Avg. Stride Freq. [Hz]	2.1	2.3	2.2	2.2	2.2	2.2	2.2	2.2					
Avg. Stride Length [m]	5.7	7.8	7.7	7.9	7.7	7.8	7.4	7.1					



- [] Ranking at each section and finish
- .-.- No data available at this section
- NA No data available



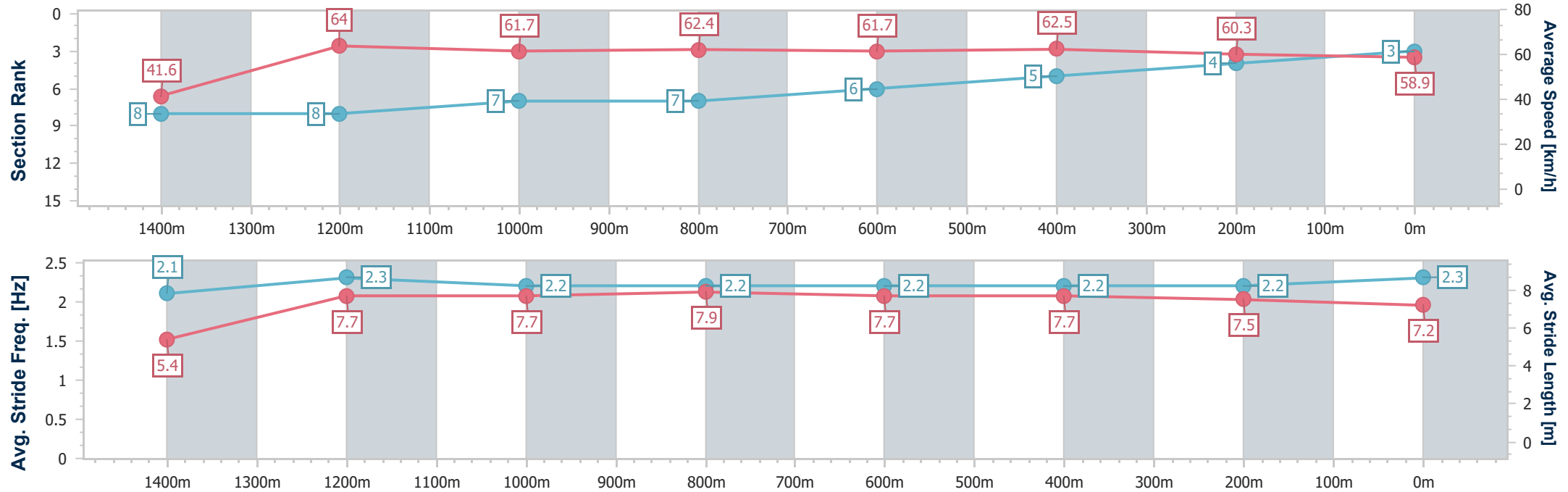
Horse/Jockey Name	Capital Boss
Final Rank	3
Fastest Section Time (Section)	0:08.71 (Overall)
Top Speed [km/h] (Section)	65.6 (1400m)
Race State	Finished



KilcoyProfessional
Race 8: LADBROKES MEGA MULTI CHRISTMAS CUP Class 3
Handicap - 1500m
19 December 2025 - 16:44
Track Rating: Good 3, Weather: Fine, Rail Position: True Entire Course.



Section	Overall	1400m	1200m	1000m	800m	600m	400m	200m					
Section Times	1:31.04 [3] (0:08.71)	1:22.33 [8] (0:11.25)	1:11.08 [8] (0:11.73)	0:59.35 [7] (0:11.57)	0:47.78 [7] (0:11.71)	0:36.07 [6] (0:11.56)	0:24.51 [5] (0:12.08)	0:12.43 [4] (0:12.43)					
Average Speed [km/h]	41.6	64.0	61.7	62.4	61.7	62.5	60.3	58.9					
Top Speed [km/h]	61.7	65.6	62.7	62.9	62.9	63.7	62.1	60.2					
Avg. Dist. to Rail [m]	6.1	1.3	0.5	0.3	0.9	0.5	1.9	6.1					
Avg. Stride Freq. [Hz]	2.1	2.3	2.2	2.2	2.2	2.2	2.2	2.3					
Avg. Stride Length [m]	5.4	7.7	7.7	7.9	7.7	7.7	7.5	7.2					



[] Ranking at each section and finish
- - - - No data available at this section
NA No data available



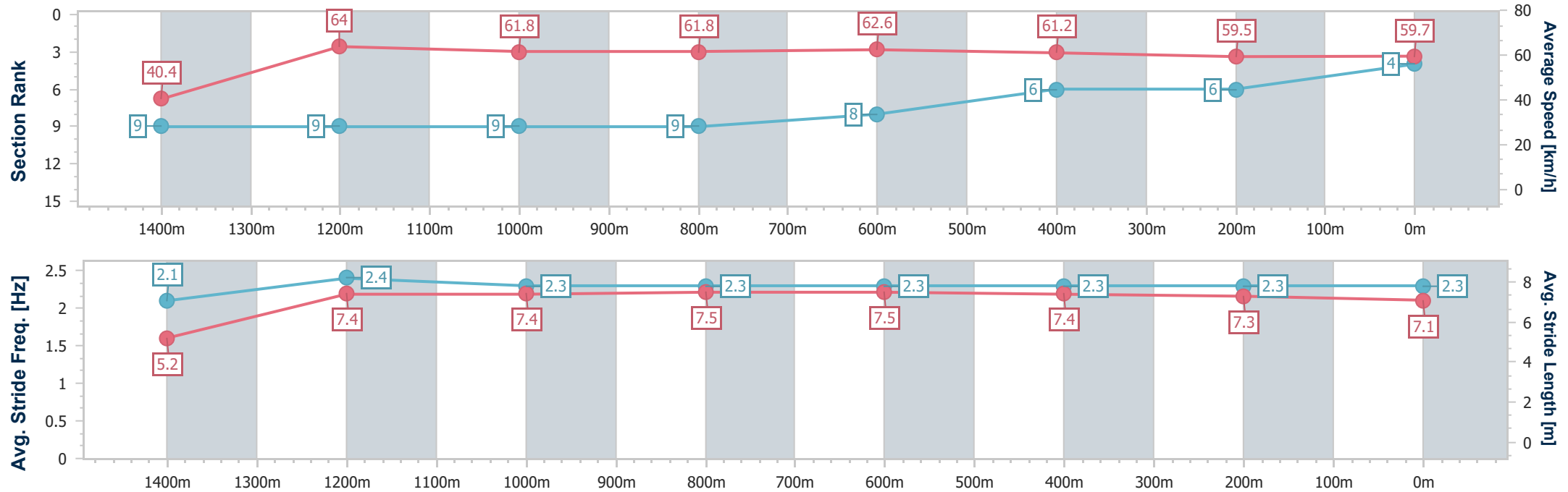
Horse/Jockey Name	Hokkaido
Final Rank	4
Fastest Section Time (Section)	0:08.96 (Overall)
Top Speed [km/h] (Section)	65.5 (1400m)
Race State	Finished



KilcoyProfessional
Race 8: LADBROKES MEGA MULTI CHRISTMAS CUP Class 3
Handicap - 1500m
19 December 2025 - 16:44
Track Rating: Good 3, Weather: Fine, Rail Position: True Entire Course.



Section	Overall	1400m	1200m	1000m	800m	600m	400m	200m					
Section Times	1:31.34 [4] (0:08.96)	1:22.38 [9] (0:11.31)	1:11.07 [9] (0:11.75)	0:59.32 [9] (0:11.69)	0:47.63 [9] (0:11.56)	0:36.07 [8] (0:11.76)	0:24.31 [6] (0:12.13)	0:12.18 [6] (0:12.18)					
Average Speed [km/h]	40.4	64.0	61.8	61.8	62.6	61.2	59.5	59.7					
Top Speed [km/h]	61.2	65.5	62.8	62.8	63.3	62.0	60.7	59.9					
Avg. Dist. to Rail [m]	5.0	2.3	1.4	0.9	0.9	0.8	0.6	1.9					
Avg. Stride Freq. [Hz]	2.1	2.4	2.3	2.3	2.3	2.3	2.3	2.3					
Avg. Stride Length [m]	5.2	7.4	7.4	7.5	7.5	7.4	7.3	7.1					



[] Ranking at each section and finish
- - - - - No data available at this section
NA No data available



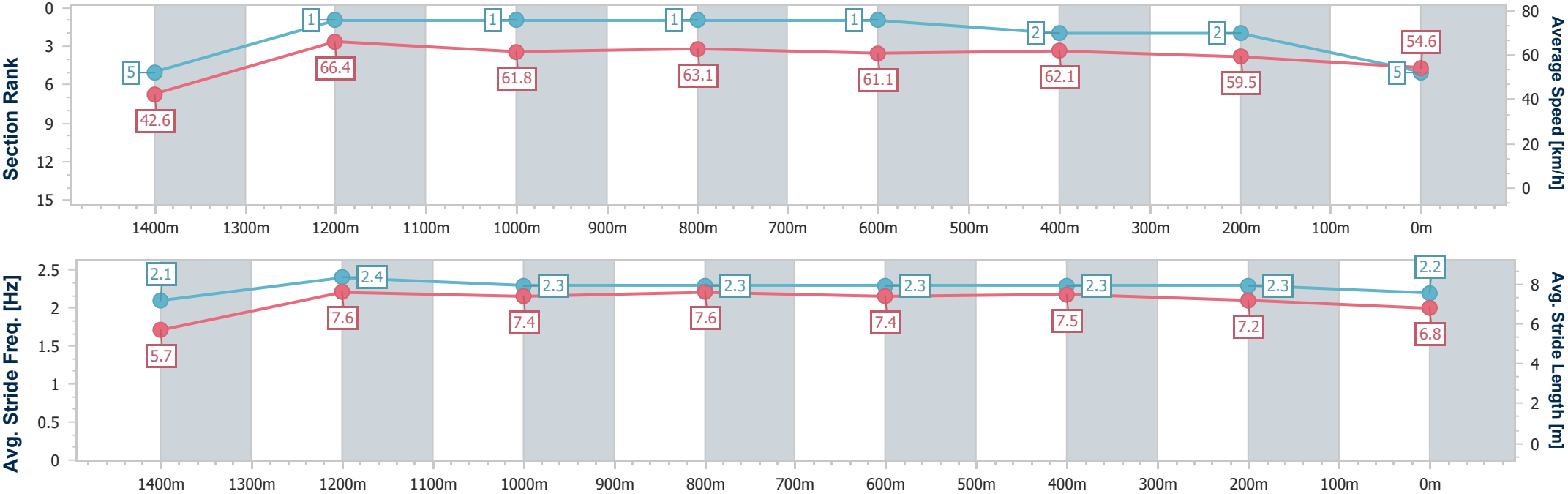
Horse/Jockey Name	London Point
Final Rank	5
Fastest Section Time (Section)	0:08.47 (Overall)
Top Speed [km/h] (Section)	68.6 (1400m)
Race State	Finished



KilcoyProfessional
Race 8: LADBROKES MEGA MULTI CHRISTMAS CUP Class 3
Handicap - 1500m
19 December 2025 - 16:44
Track Rating: Good 3, Weather: Fine, Rail Position: True Entire Course.



Section	Overall	1400m	1200m	1000m	800m	600m	400m	200m					
Section Times	1:31.35 [5] (0:08.47)	1:22.88 [5] (0:10.87)	1:12.01 [1] (0:11.73)	1:00.28 [1] (0:11.44)	0:48.84 [1] (0:11.85)	0:36.99 [1] (0:11.60)	0:25.39 [2] (0:12.12)	0:13.27 [2] (0:13.27)					
Average Speed [km/h]	42.6	66.4	61.8	63.1	61.1	62.1	59.5	54.6					
Top Speed [km/h]	65.3	68.6	62.3	63.7	62.5	62.7	62.3	56.9					
Avg. Dist. to Rail [m]	6.0	1.8	0.8	0.7	0.8	0.5	0.4	0.6					
Avg. Stride Freq. [Hz]	2.1	2.4	2.3	2.3	2.3	2.3	2.3	2.2					
Avg. Stride Length [m]	5.7	7.6	7.4	7.6	7.4	7.5	7.2	6.8					





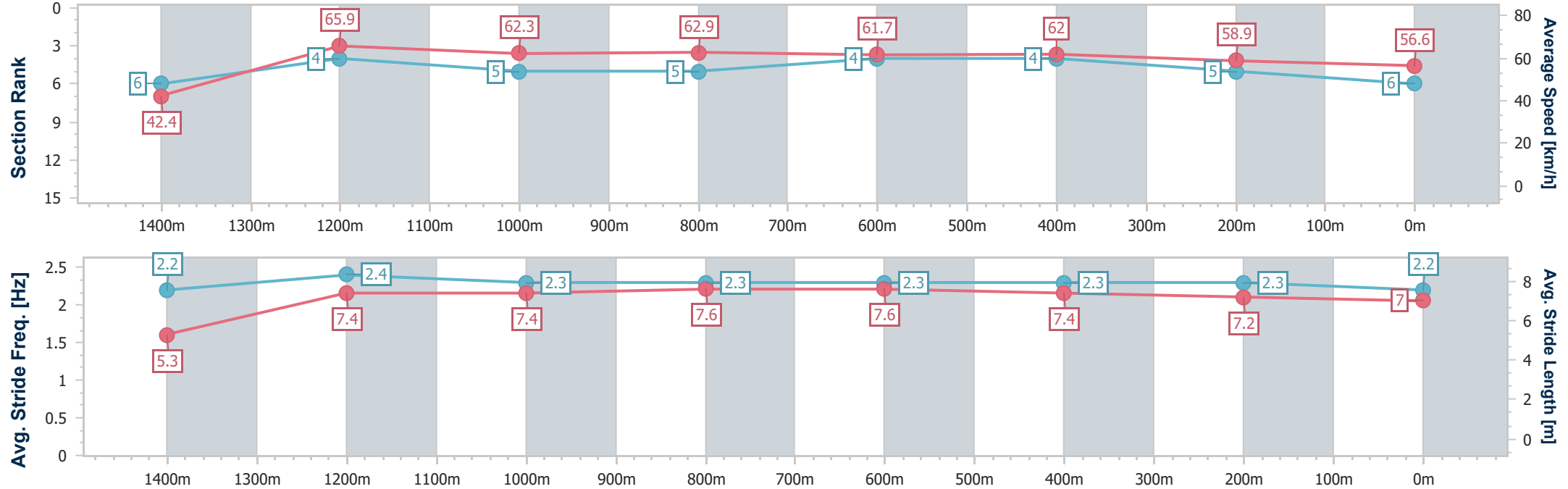
Horse/Jockey Name	Oakfield Storm
Final Rank	6
Fastest Section Time (Section)	0:08.49 (Overall)
Top Speed [km/h] (Section)	70.6 (1400m)
Race State	Finished



KilcoyProfessional
Race 8: LADBROKES MEGA MULTI CHRISTMAS CUP Class 3
Handicap - 1500m
19 December 2025 - 16:44
Track Rating: Good 3, Weather: Fine, Rail Position: True Entire Course.



Section	Overall	1400m	1200m	1000m	800m	600m	400m	200m					
Section Times	1:31.73 [6] (0:08.49)	1:23.24 [6] (0:11.13)	1:12.11 [4] (0:11.81)	1:00.30 [5] (0:11.58)	0:48.72 [5] (0:11.83)	0:36.89 [4] (0:11.65)	0:25.24 [4] (0:12.40)	0:12.84 [5] (0:12.84)					
Average Speed [km/h]	42.4	65.9	62.3	62.9	61.7	62.0	58.9	56.6					
Top Speed [km/h]	64.1	70.6	63.4	63.5	63.3	63.4	60.7	58.0					
Avg. Dist. to Rail [m]	13.3	8.0	3.6	3.0	2.5	1.6	1.9	3.6					
Avg. Stride Freq. [Hz]	2.2	2.4	2.3	2.3	2.3	2.3	2.3	2.2					
Avg. Stride Length [m]	5.3	7.4	7.4	7.6	7.6	7.4	7.2	7.0					



[] Ranking at each section and finish
- - - - No data available at this section
NA No data available



Horse/Jockey Name	Optimus Maximus
Final Rank	7
Fastest Section Time (Section)	0:08.38 (Overall)
Top Speed [km/h] (Section)	65.6 (1400m)
Race State	Finished



KilcoyProfessional

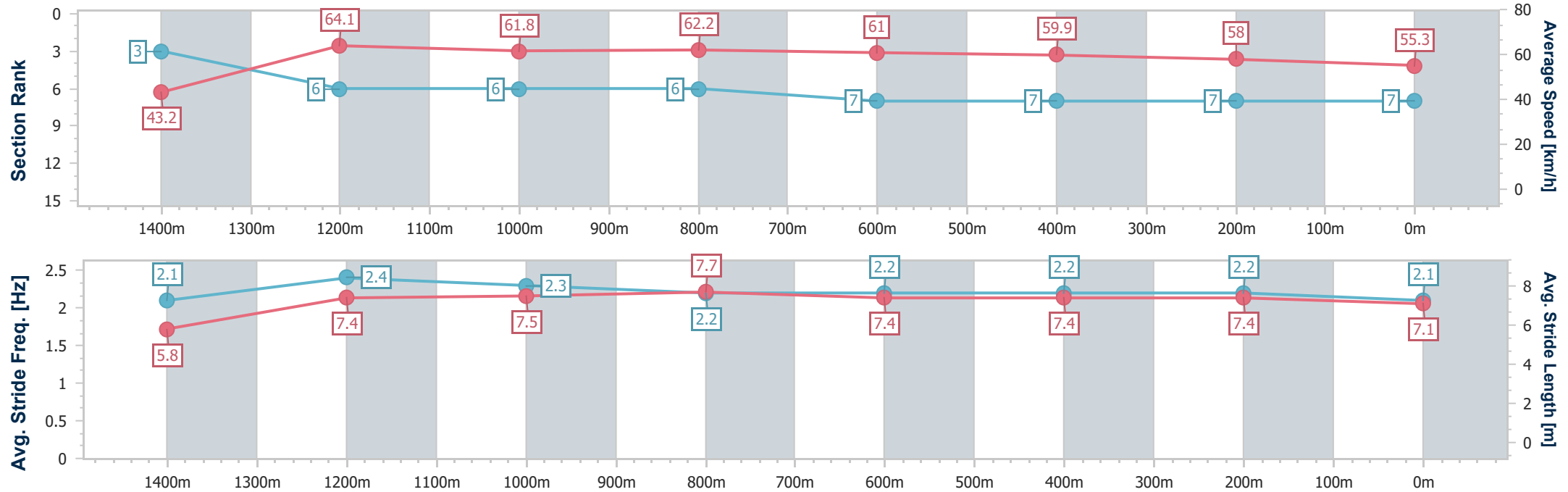
Race 8: LADBROKES MEGA MULTI CHRISTMAS CUP Class 3
Handicap - 1500m

Kilcoy Race Club
"Moosie Valley of the North"

19 December 2025 - 16:44

Track Rating: Good 3, Weather: Fine, Rail Position: True Entire Course.

Section	Overall	1400m	1200m	1000m	800m	600m	400m	200m					
Section Times	1:32.68 [7] (0:08.38)	1:24.30 [3] (0:11.27)	1:13.03 [6] (0:11.79)	1:01.24 [6] (0:11.61)	0:49.63 [6] (0:11.92)	0:37.71 [7] (0:12.07)	0:25.64 [7] (0:12.60)	0:13.04 [7] (0:13.04)					
Average Speed [km/h]	43.2	64.1	61.8	62.2	61.0	59.9	58.0	55.3					
Top Speed [km/h]	61.8	65.6	63.0	62.5	62.2	60.3	59.2	56.7					
Avg. Dist. to Rail [m]	8.1	2.5	1.7	1.5	1.6	1.6	1.8	2.9					
Avg. Stride Freq. [Hz]	2.1	2.4	2.3	2.2	2.2	2.2	2.2	2.1					
Avg. Stride Length [m]	5.8	7.4	7.5	7.7	7.4	7.4	7.4	7.1					



- [] Ranking at each section and finish
- .-.- No data available at this section
- NA No data available



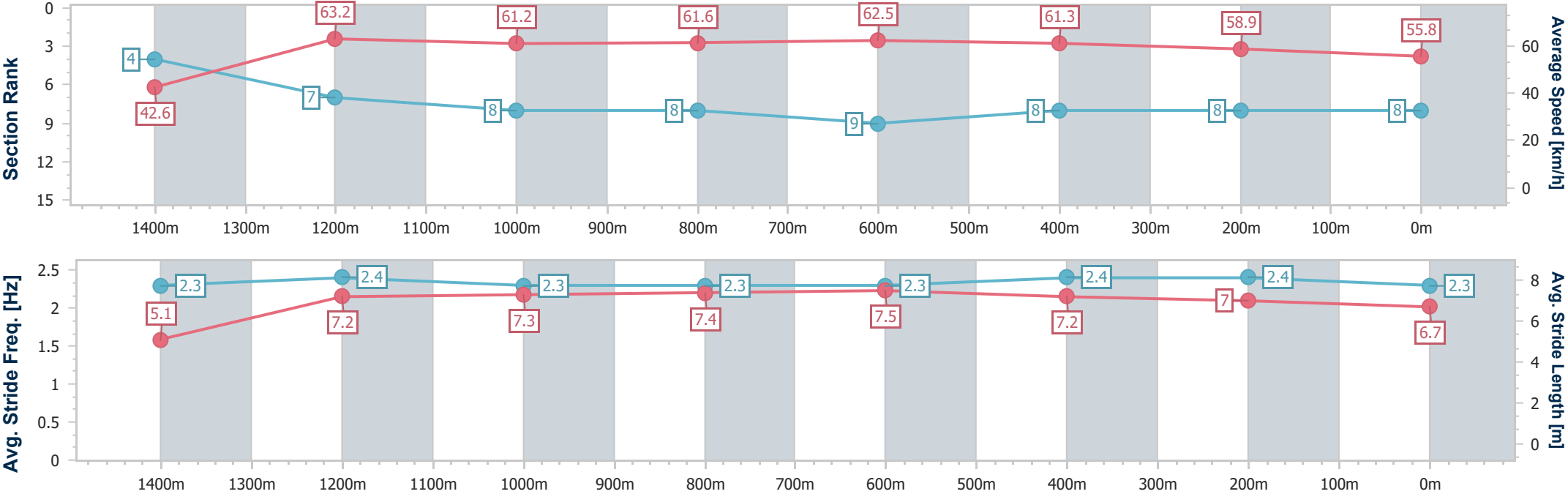
Horse/Jockey Name	Prometio Mas
Final Rank	8
Fastest Section Time (Section)	0:08.42 (Overall)
Top Speed [km/h] (Section)	64.4 (1400m)
Race State	Finished



KilcoyProfessional
Race 8: LADBROKES MEGA MULTI CHRISTMAS CUP Class 3
Handicap - 1500m
19 December 2025 - 16:44
Track Rating: Good 3, Weather: Fine, Rail Position: True Entire Course.



Section	Overall	1400m	1200m	1000m	800m	600m	400m	200m					
Section Times	1:32.73 [8] (0:08.42)	1:24.31 [4] (0:11.52)	1:12.79 [7] (0:11.97)	1:00.82 [8] (0:11.74)	0:49.08 [8] (0:11.69)	0:37.39 [9] (0:11.79)	0:25.60 [8] (0:12.53)	0:13.07 [8] (0:13.07)					
Average Speed [km/h]	42.6	63.2	61.2	61.6	62.5	61.3	58.9	55.8					
Top Speed [km/h]	62.3	64.4	62.7	63.1	63.0	62.2	60.6	56.8					
Avg. Dist. to Rail [m]	10.7	5.6	3.0	2.5	2.1	3.0	3.0	4.5					
Avg. Stride Freq. [Hz]	2.3	2.4	2.3	2.3	2.3	2.4	2.4	2.3					
Avg. Stride Length [m]	5.1	7.2	7.3	7.4	7.5	7.2	7.0	6.7					





Horse/Jockey Name	Woolmar
Final Rank	9
Fastest Section Time (Section)	0:08.49 (Overall)
Top Speed [km/h] (Section)	68.1 (1400m)
Race State	Finished



KilcoyProfessional
Race 8: LADBROKES MEGA MULTI CHRISTMAS CUP Class 3
Handicap - 1500m
19 December 2025 - 16:44
Track Rating: Good 3, Weather: Fine, Rail Position: True Entire
Course.



Section	Overall	1400m	1200m	1000m	800m	600m	400m	200m					
Section Times	1:38.15 [9] (0:08.49)	1:29.66 [7] (0:10.96)	1:18.70 [3] (0:11.68)	1:07.02 [2] (0:11.49)	0:55.53 [2] (0:12.25)	0:43.28 [5] (0:12.58)	0:30.70 [9] (0:14.46)	0:16.24 [9] (0:16.24)					
Average Speed [km/h]	42.6	66.5	63.2	63.3	60.1	57.6	50.8	44.8					
Top Speed [km/h]	64.4	68.1	64.7	64.8	62.3	59.5	55.3	47.7					
Avg. Dist. to Rail [m]	11.5	6.6	3.6	3.1	3.6	3.5	2.4	4.7					
Avg. Stride Freq. [Hz]	2.0	2.5	2.3	2.3	2.3	2.2	2.1	2.0					
Avg. Stride Length [m]	5.9	7.4	7.5	7.5	7.3	7.1	6.6	6.2					

