



IpswichProfessional

Race 1: TAB Class 3 Handicap - 800m

24 December 2025 - 13:35



Track Rating: Soft 5, Weather: Overcast, Rail Position: +6.5 metres Entire Course

Section						Overall	600m	400m	200m			Last 600m
Field Times						0:45.68 (0:13.54)	0:32.14 (0:10.44)	0:21.70 (0:10.64)	0:11.06 (0:11.06)			0:32.14
Rank	TAB	Horse/Jockey	Barrier	Top Speed [km/h]	Fastest Section						Margin	Distance Travelled [m]
1	4	RUNAROUND SUE	1	69.6	0:10.44	0:45.68 [1]	0:32.14 [1]	0:21.70 [1]	0:11.06 [1]	0:45.68	0:32.14	
		Karl Zechner		600m	600m	(0:13.54)	(0:10.44)	(0:10.64)	(0:11.06)			
2	5	ALBION SQUARE	2	69.1	0:10.37	0:45.87 [2]	0:32.07 [3]	0:21.70 [3]	0:10.96 [2]	1.15L	0:32.07	-1
		Cejay Graham		600m	600m	(0:13.80)	(0:10.37)	(0:10.74)	(0:10.96)			
3	1	LEVAR	5	70.3	0:10.34	0:45.91 [3]	0:31.78 [5]	0:21.44 [5]	0:10.69 [5]	1.36L	0:31.78	+2
		Jai Williams		600m	600m	(0:14.13)	(0:10.34)	(0:10.75)	(0:10.69)			
4	6	HEAVENLY AZ	4	69.6	0:10.35	0:46.15 [4]	0:32.24 [4]	0:21.89 [4]	0:11.12 [4]	2.8L	0:32.24	+1
		Noriyuki Masuda		600m	600m	(0:13.91)	(0:10.35)	(0:10.77)	(0:11.12)			
5	2	TOYGER	3	69.5	0:10.50	0:46.24 [5]	0:32.69 [2]	0:22.19 [2]	0:11.31 [3]	3.31L	0:32.69	+2
		Les Tilley		600m	600m	(0:13.55)	(0:10.50)	(0:10.88)	(0:11.31)			

Scratched: Charlotte's Here (#3), I'm A Chocoholic (#7)



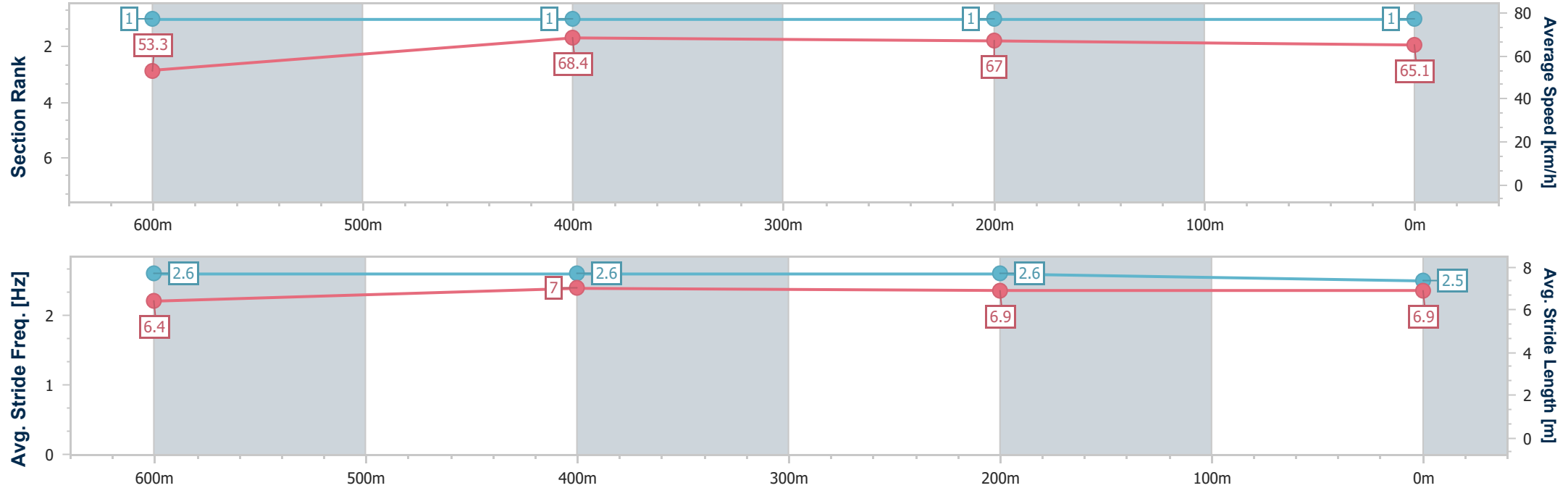
Horse/Jockey Name	Runaround Sue
Final Rank	1
Fastest Section Time (Section)	0:10.44 (600m)
Top Speed [km/h] (Section)	69.6 (600m)
Race State	Finished



IpswichProfessional
Race 1: TAB Class 3 Handicap - 800m
24 December 2025 - 13:35
Track Rating: Soft 5, Weather: Overcast, Rail Position: +6.5 metres
Entire Course



Section	Overall	600m	400m	200m										
Section Times	0:45.68 [1] (0:13.54)	0:32.14 [1] (0:10.44)	0:21.70 [1] (0:10.64)	0:11.06 [1] (0:11.06)										
Average Speed [km/h]	53.3	68.4	67.0	65.1										
Top Speed [km/h]	68.6	69.6	68.2	66.9										
Avg. Dist. to Rail [m]	0.9	2.0	2.6	1.8										
Avg. Stride Freq. [Hz]	2.6	2.6	2.6	2.5										
Avg. Stride Length [m]	6.4	7.0	6.9	6.9										





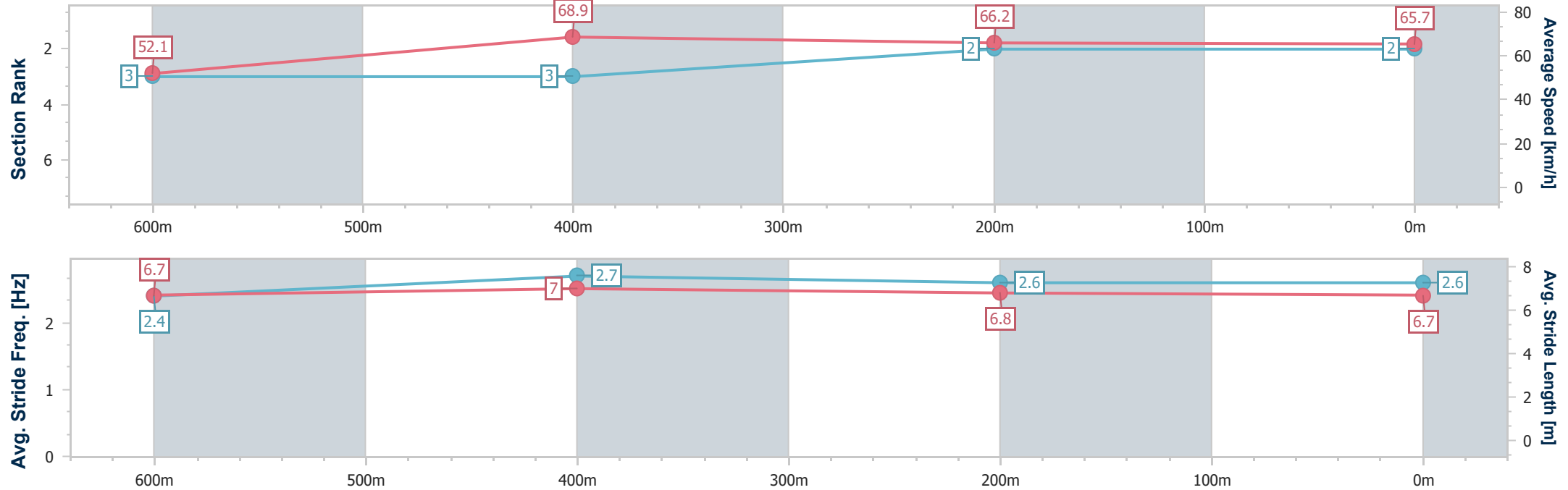
Horse/Jockey Name	Albion Square
Final Rank	2
Fastest Section Time (Section)	0:10.37 (600m)
Top Speed [km/h] (Section)	69.1 (600m)
Race State	Finished



IpswichProfessional
Race 1: TAB Class 3 Handicap - 800m
24 December 2025 - 13:35
Track Rating: Soft 5, Weather: Overcast, Rail Position: +6.5 metres
Entire Course



Section	Overall	600m	400m	200m										
Section Times	0:45.87 [2] (0:13.80)	0:32.07 [3] (0:10.37)	0:21.70 [3] (0:10.74)	0:10.96 [2] (0:10.96)										
Average Speed [km/h]	52.1	68.9	66.2	65.7										
Top Speed [km/h]	68.6	69.1	67.5	68.1										
Avg. Dist. to Rail [m]	0.3	2.0	3.6	2.1										
Avg. Stride Freq. [Hz]	2.4	2.7	2.6	2.6										
Avg. Stride Length [m]	6.7	7.0	6.8	6.7										





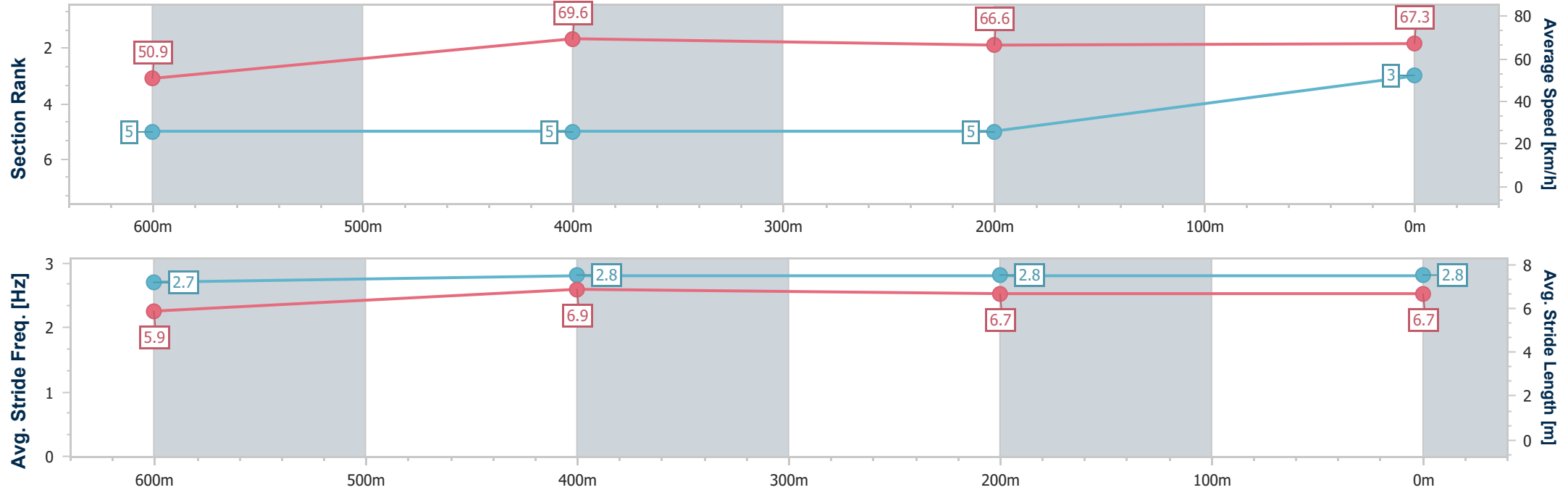
Horse/Jockey Name	Levar
Final Rank	3
Fastest Section Time (Section)	0:10.34 (600m)
Top Speed [km/h] (Section)	70.3 (600m)
Race State	Finished



IpswichProfessional
Race 1: TAB Class 3 Handicap - 800m
24 December 2025 - 13:35
Track Rating: Soft 5, Weather: Overcast, Rail Position: +6.5 metres
Entire Course



Section	Overall	600m	400m	200m										
Section Times	0:45.91 [3] (0:14.13)	0:31.78 [5] (0:10.34)	0:21.44 [5] (0:10.75)	0:10.69 [5] (0:10.69)										
Average Speed [km/h]	50.9	69.6	66.6	67.3										
Top Speed [km/h]	68.5	70.3	68.6	68.4										
Avg. Dist. to Rail [m]	3.1	0.9	0.8	0.3										
Avg. Stride Freq. [Hz]	2.7	2.8	2.8	2.8										
Avg. Stride Length [m]	5.9	6.9	6.7	6.7										





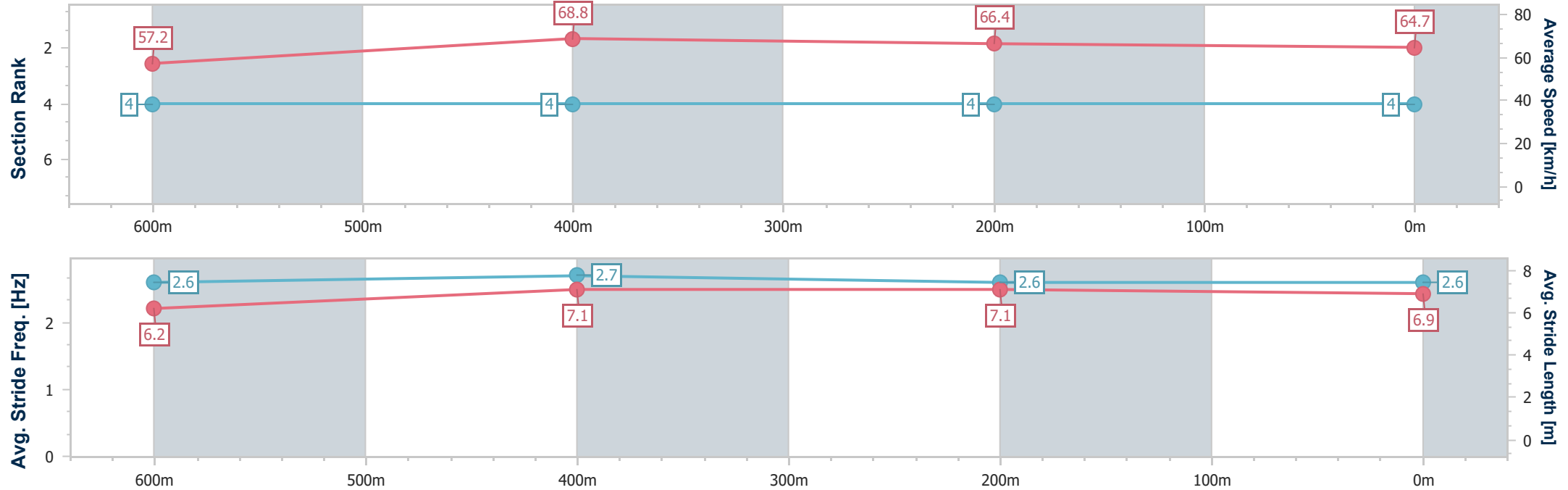
Horse/Jockey Name	Heavenly Az
Final Rank	4
Fastest Section Time (Section)	0:10.35 (600m)
Top Speed [km/h] (Section)	69.6 (600m)
Race State	Finished



IpswichProfessional
Race 1: TAB Class 3 Handicap - 800m
24 December 2025 - 13:35
Track Rating: Soft 5, Weather: Overcast, Rail Position: +6.5 metres
Entire Course



Section	Overall	600m	400m	200m										
Section Times	0:46.15 [4] (0:13.91)	0:32.24 [4] (0:10.35)	0:21.89 [4] (0:10.77)	0:11.12 [4] (0:11.12)										
Average Speed [km/h]	57.2	68.8	66.4	64.7										
Top Speed [km/h]	63.2	69.6	69.5	67.3										
Avg. Dist. to Rail [m]	1.9	1.1	1.4	3.4										
Avg. Stride Freq. [Hz]	2.6	2.7	2.6	2.6										
Avg. Stride Length [m]	6.2	7.1	7.1	6.9										



- [] Ranking at each section and finish
- .-.- No data available at this section
- NA No data available



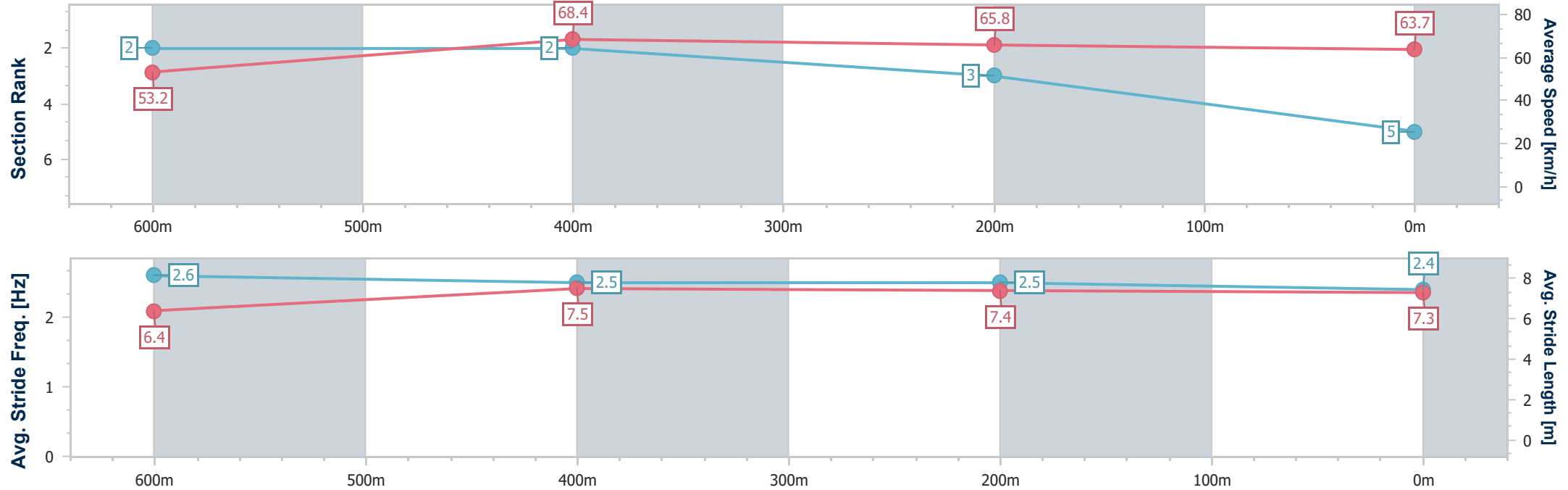
Horse/Jockey Name	Toyger
Final Rank	5
Fastest Section Time (Section)	0:10.50 (600m)
Top Speed [km/h] (Section)	69.5 (600m)
Race State	Finished



IpswichProfessional
Race 1: TAB Class 3 Handicap - 800m
24 December 2025 - 13:35
Track Rating: Soft 5, Weather: Overcast, Rail Position: +6.5 metres
Entire Course



Section	Overall	600m	400m	200m										
Section Times	0:46.24 [5] (0:13.55)	0:32.69 [2] (0:10.50)	0:22.19 [2] (0:10.88)	0:11.31 [3] (0:11.31)										
Average Speed [km/h]	53.2	68.4	65.8	63.7										
Top Speed [km/h]	68.0	69.5	67.3	66.7										
Avg. Dist. to Rail [m]	1.3	0.6	0.7	2.0										
Avg. Stride Freq. [Hz]	2.6	2.5	2.5	2.4										
Avg. Stride Length [m]	6.4	7.5	7.4	7.3										



Track Rating: Soft 5, Weather: Overcast, Rail Position: +6.5 metres Entire Course

Section						Overall	1000m	800m	600m	400m	200m	Last 600m		
Field Times						1:04.51 (0:08.35)	0:56.16 (0:11.06)	0:45.10 (0:11.23)	0:33.87 (0:11.37)	0:22.50 (0:11.24)	0:11.26 (0:11.26)	0:33.87		
Rank	TAB	Horse/Jockey	Barrier	Top Speed [km/h]	Fastest Section							Margin	Distance Travelled [m]	
1	8	ANDI DON'T CARE	4	66.2	0:08.45	1:04.51 [1]	0:56.06 [2]	0:45.02 [2]	0:33.74 [2]	0:22.34 [2]	0:11.16 [2]	1:04.51	0:33.74	
		Angela Jones		200m	Overall	(0:08.45)	(0:11.04)	(0:11.28)	(0:11.40)	(0:11.18)	(0:11.16)			
2	2	BOOM BREAK	3	65.7	0:08.35	1:04.63 [2]	0:56.28 [1]	0:45.22 [1]	0:33.99 [1]	0:22.62 [1]	0:11.38 [1]	0.65L	0:33.99	-5
		Emily Lang		1000m	Overall	(0:08.35)	(0:11.06)	(0:11.23)	(0:11.37)	(0:11.24)	(0:11.38)			
3	5	ZEAMAIZE	2	65.7	0:08.71	1:04.83 [3]	0:56.12 [7]	0:45.04 [5]	0:33.82 [5]	0:22.47 [5]	0:11.20 [3]	1.83L	0:33.82	-4
		Cejay Graham		1000m	Overall	(0:08.71)	(0:11.08)	(0:11.22)	(0:11.35)	(0:11.27)	(0:11.20)			
4	10	COSMIC ARC	7	67.1	0:08.63	1:05.39 [4]	0:56.76 [4]	0:45.83 [3]	0:34.56 [3]	0:23.04 [4]	0:11.66 [4]	5.16L	0:34.56	+0
		Sean Cormack		1000m	Overall	(0:08.63)	(0:10.93)	(0:11.27)	(0:11.52)	(0:11.38)	(0:11.66)			
5	4	MR STORMY	8	65.8	0:08.65	1:05.42 [5]	0:56.77 [5]	0:45.56 [6]	0:34.12 [8]	0:22.59 [8]	0:11.38 [7]	5.34L	0:34.12	+4
		Olivia Kendal		400m	Overall	(0:08.65)	(0:11.21)	(0:11.44)	(0:11.53)	(0:11.21)	(0:11.38)			
6	7	ZALIQUE	6	68.6	0:09.33	1:05.53 [6]	0:56.20 [9]	0:45.44 [8]	0:34.35 [6]	0:22.99 [6]	0:11.50 [6]	6L	0:34.35	-1
		Jett Newman		1000m	Overall	(0:09.33)	(0:10.76)	(0:11.09)	(0:11.36)	(0:11.49)	(0:11.50)			
7	1	ALMOND GOLD	9	66.3	0:09.03	1:05.55 [7]	0:56.52 [8]	0:45.32 [9]	0:34.06 [9]	0:22.69 [9]	0:11.28 [8]	6.12L	0:34.06	+0
		Brandon Lerena		1000m	Overall	(0:09.03)	(0:11.20)	(0:11.26)	(0:11.37)	(0:11.41)	(0:11.28)			
8	9	BLOODS A RUSHIN'	1	65.7	0:08.61	1:06.12 [8]	0:57.51 [3]	0:46.47 [4]	0:35.21 [4]	0:23.78 [3]	0:12.23 [5]	9.42L	0:35.21	-4
		Jason Taylor		1000m	Overall	(0:08.61)	(0:11.04)	(0:11.26)	(0:11.43)	(0:11.55)	(0:12.23)			
9	6	APOLLO CREAM	5	65.0	0:08.67	1:06.76 [9]	0:58.09 [6]	0:46.81 [7]	0:35.56 [7]	0:24.15 [7]	0:12.42 [9]	13.21L	0:35.56	-3
		Micheal Hellyer		800m	Overall	(0:08.67)	(0:11.28)	(0:11.25)	(0:11.41)	(0:11.73)	(0:12.42)			

Scratched: Sound The Bugle (#13), Heza Romeo (#3), Icey (#11), Reva's Choice (#12)



Horse/Jockey Name	Andi Don't Care
Final Rank	1
Fastest Section Time (Section)	0:08.45 (Overall)
Top Speed [km/h] (Section)	66.2 (200m)
Race State	Finished

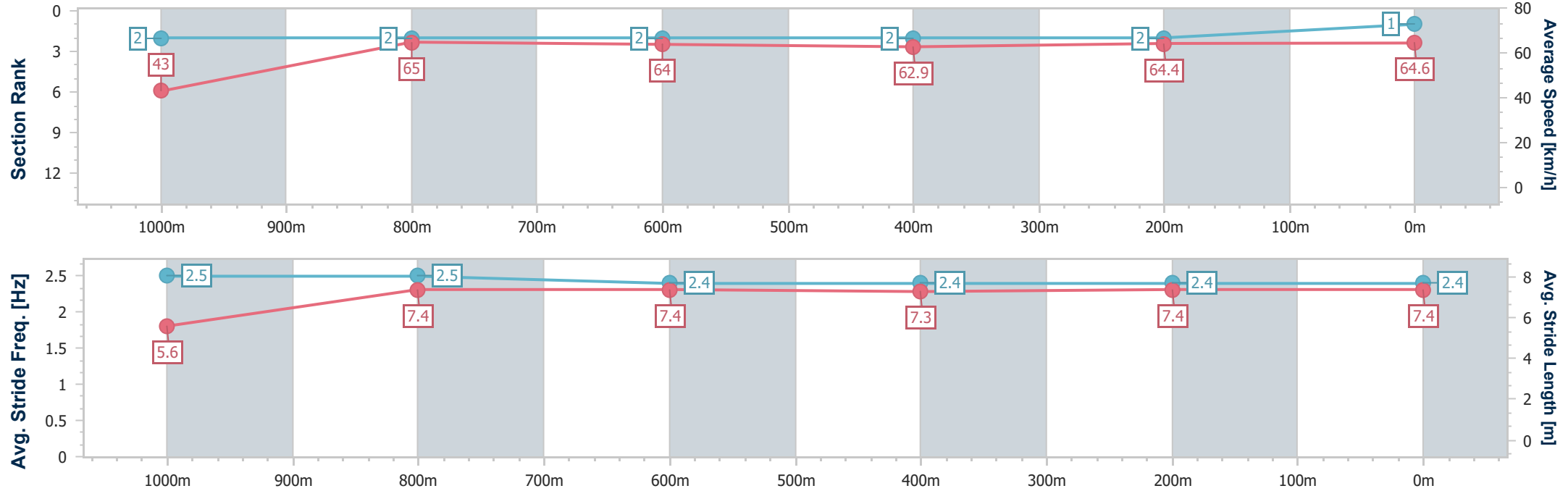


IpswichProfessional
Race 2: GREAT NORTHERN Maiden Plate - 1100m



24 December 2025 - 14:03
Track Rating: Soft 5, Weather: Overcast, Rail Position: +6.5 metres
Entire Course

Section	Overall	1000m	800m	600m	400m	200m								
Section Times	1:04.51 [1] (0:08.45)	0:56.06 [2] (0:11.04)	0:45.02 [2] (0:11.28)	0:33.74 [2] (0:11.40)	0:22.34 [2] (0:11.18)	0:11.16 [2] (0:11.16)								
Average Speed [km/h]	43.0	65.0	64.0	62.9	64.4	64.6								
Top Speed [km/h]	63.7	65.7	64.6	63.8	65.6	66.2								
Avg. Dist. to Rail [m]	5.0	0.5	0.2	0.6	0.4	0.3								
Avg. Stride Freq. [Hz]	2.5	2.5	2.4	2.4	2.4	2.4								
Avg. Stride Length [m]	5.6	7.4	7.4	7.3	7.4	7.4								



[] Ranking at each section and finish
- - - - No data available at this section
NA No data available



Horse/Jockey Name	Boom Break
Final Rank	2
Fastest Section Time (Section)	0:08.35 (Overall)
Top Speed [km/h] (Section)	65.7 (1000m)
Race State	Finished

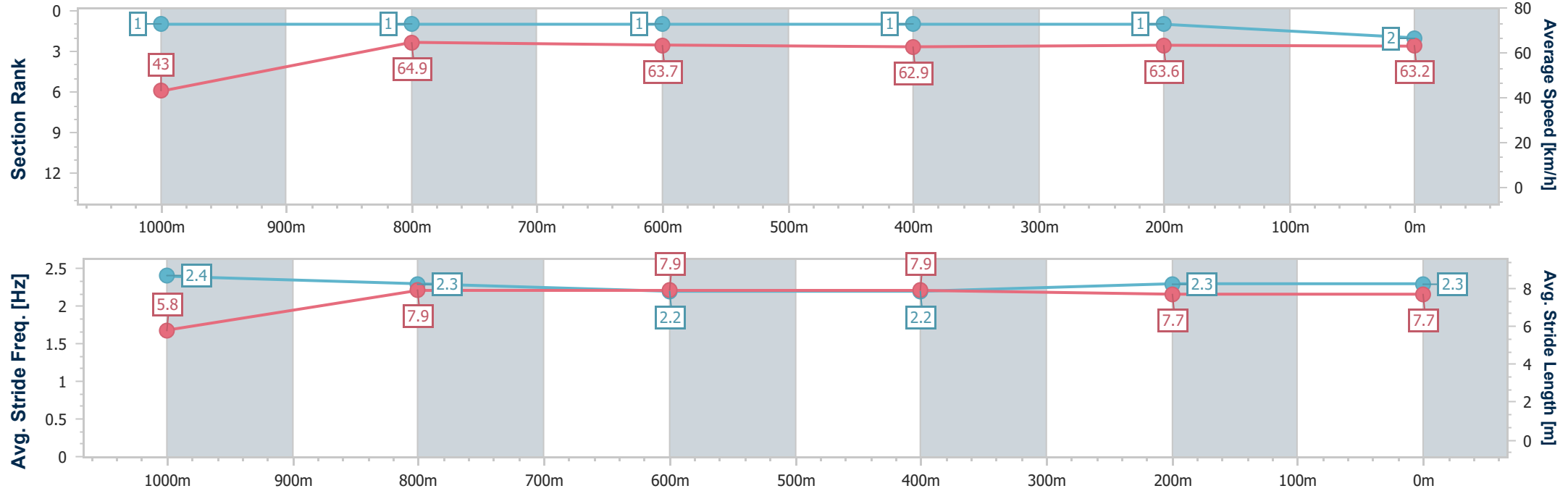


IpswichProfessional
Race 2: GREAT NORTHERN Maiden Plate - 1100m



24 December 2025 - 14:03
Track Rating: Soft 5, Weather: Overcast, Rail Position: +6.5 metres
Entire Course

Section	Overall	1000m	800m	600m	400m	200m								
Section Times	1:04.63 [2] (0:08.35)	0:56.28 [1] (0:11.06)	0:45.22 [1] (0:11.23)	0:33.99 [1] (0:11.37)	0:22.62 [1] (0:11.24)	0:11.38 [1] (0:11.38)								
Average Speed [km/h]	43.0	64.9	63.7	62.9	63.6	63.2								
Top Speed [km/h]	63.4	65.7	64.8	63.5	64.5	64.6								
Avg. Dist. to Rail [m]	3.7	0.8	1.8	1.9	1.4	1.1								
Avg. Stride Freq. [Hz]	2.4	2.3	2.2	2.2	2.3	2.3								
Avg. Stride Length [m]	5.8	7.9	7.9	7.9	7.7	7.7								



[] Ranking at each section and finish
- - - - No data available at this section
NA No data available



Horse/Jockey Name	Zeam maize
Final Rank	3
Fastest Section Time (Section)	0:08.71 (Overall)
Top Speed [km/h] (Section)	65.7 (1000m)
Race State	Finished

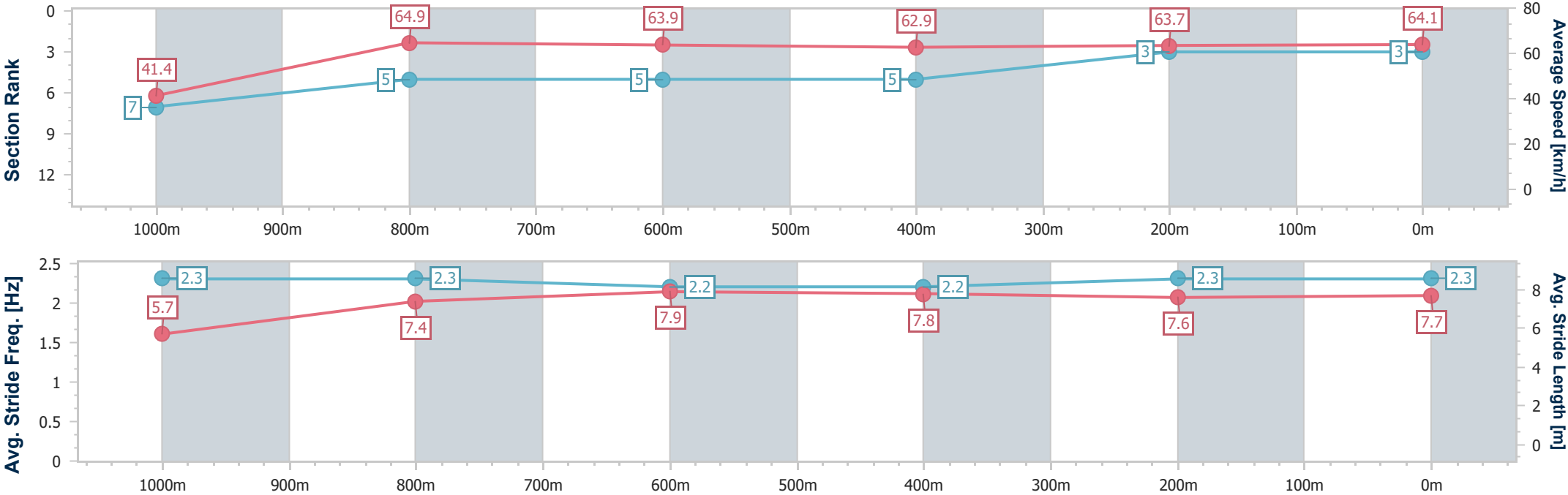


IpswichProfessional
Race 2: GREAT NORTHERN Maiden Plate - 1100m



24 December 2025 - 14:03
Track Rating: Soft 5, Weather: Overcast, Rail Position: +6.5 metres
Entire Course

Section	Overall	1000m	800m	600m	400m	200m								
Section Times	1:04.83 [3] (0:08.71)	0:56.12 [7] (0:11.08)	0:45.04 [5] (0:11.22)	0:33.82 [5] (0:11.35)	0:22.47 [5] (0:11.27)	0:11.20 [3] (0:11.20)								
Average Speed [km/h]	41.4	64.9	63.9	62.9	63.7	64.1								
Top Speed [km/h]	65.2	65.7	64.9	64.1	64.6	65.2								
Avg. Dist. to Rail [m]	3.0	0.5	1.4	1.8	1.1	1.6								
Avg. Stride Freq. [Hz]	2.3	2.3	2.2	2.2	2.3	2.3								
Avg. Stride Length [m]	5.7	7.4	7.9	7.8	7.6	7.7								





Horse/Jockey Name	Cosmic Arc
Final Rank	4
Fastest Section Time (Section)	0:08.63 (Overall)
Top Speed [km/h] (Section)	67.1 (1000m)
Race State	Finished

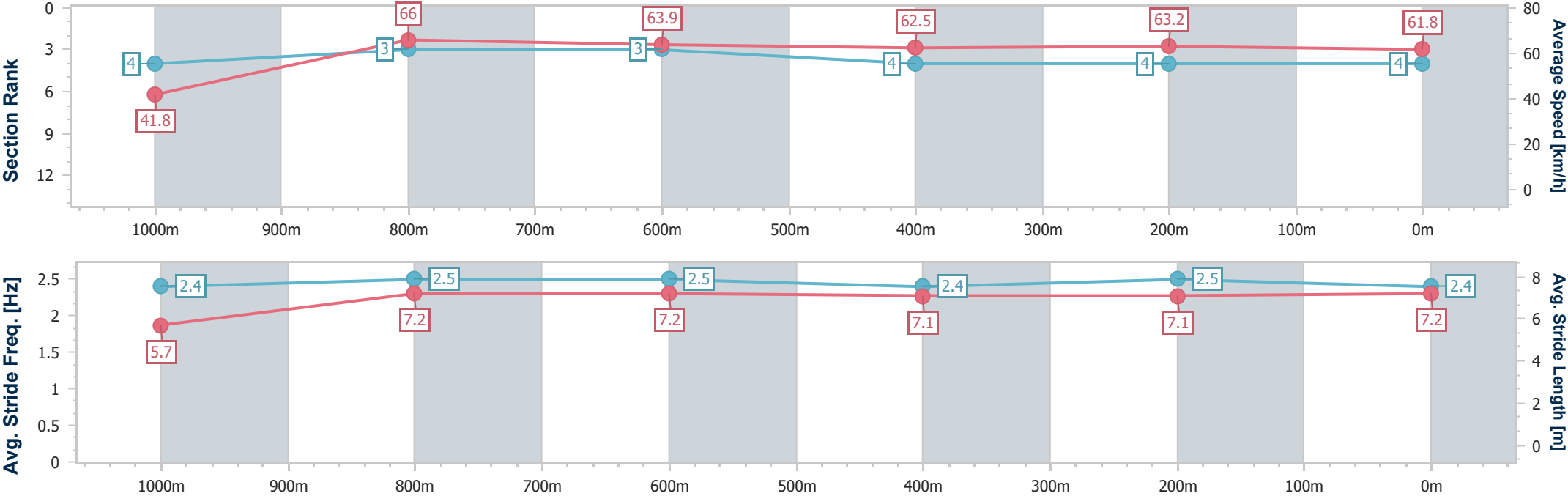


IpswichProfessional
Race 2: GREAT NORTHERN Maiden Plate - 1100m



24 December 2025 - 14:03
Track Rating: Soft 5, Weather: Overcast, Rail Position: +6.5 metres
Entire Course

Section	Overall	1000m	800m	600m	400m	200m								
Section Times	1:05.39 [4] (0:08.63)	0:56.76 [4] (0:10.93)	0:45.83 [3] (0:11.27)	0:34.56 [3] (0:11.52)	0:23.04 [4] (0:11.38)	0:11.66 [4] (0:11.66)								
Average Speed [km/h]	41.8	66.0	63.9	62.5	63.2	61.8								
Top Speed [km/h]	65.2	67.1	65.0	64.4	64.3	63.7								
Avg. Dist. to Rail [m]	6.9	1.1	0.3	0.4	1.0	2.5								
Avg. Stride Freq. [Hz]	2.4	2.5	2.5	2.4	2.5	2.4								
Avg. Stride Length [m]	5.7	7.2	7.2	7.1	7.1	7.2								



[] Ranking at each section and finish
-.-.- No data available at this section
NA No data available



Horse/Jockey Name	Mr Stormy
Final Rank	5
Fastest Section Time (Section)	0:08.65 (Overall)
Top Speed [km/h] (Section)	65.8 (400m)
Race State	Finished

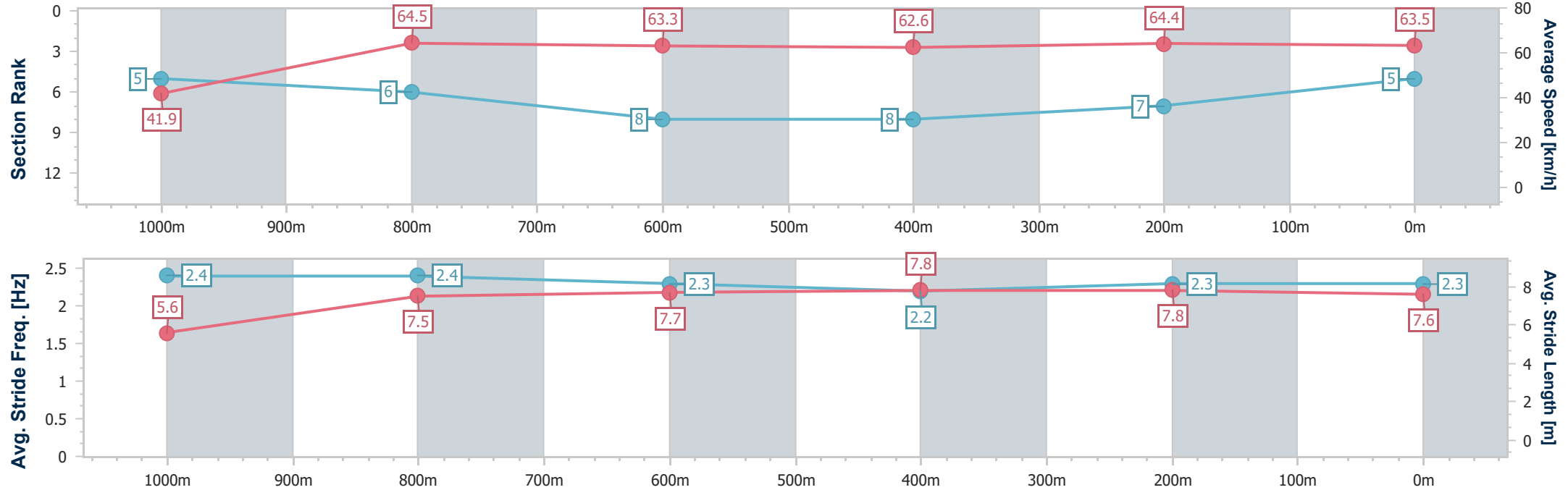


IpswichProfessional
Race 2: GREAT NORTHERN Maiden Plate - 1100m



24 December 2025 - 14:03
Track Rating: Soft 5, Weather: Overcast, Rail Position: +6.5 metres
Entire Course

Section	Overall	1000m	800m	600m	400m	200m							
Section Times	1:05.42 [5] (0:08.65)	0:56.77 [5] (0:11.21)	0:45.56 [6] (0:11.44)	0:34.12 [8] (0:11.53)	0:22.59 [8] (0:11.21)	0:11.38 [7] (0:11.38)							
Average Speed [km/h]	41.9	64.5	63.3	62.6	64.4	63.5							
Top Speed [km/h]	63.7	65.1	64.5	64.0	65.8	65.1							
Avg. Dist. to Rail [m]	8.9	3.8	1.3	0.8	1.6	5.8							
Avg. Stride Freq. [Hz]	2.4	2.4	2.3	2.2	2.3	2.3							
Avg. Stride Length [m]	5.6	7.5	7.7	7.8	7.8	7.6							



[] Ranking at each section and finish
-.-.- No data available at this section
NA No data available



Horse/Jockey Name	Zalique
Final Rank	6
Fastest Section Time (Section)	0:09.33 (Overall)
Top Speed [km/h] (Section)	68.6 (1000m)
Race State	Finished

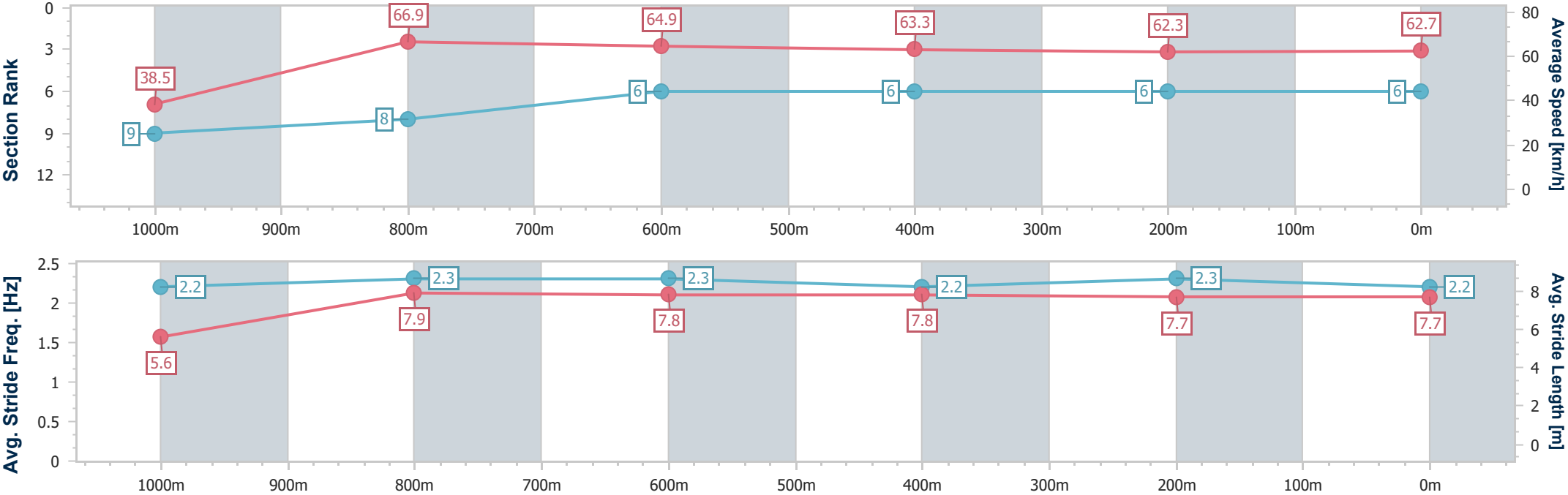


IpswichProfessional
Race 2: GREAT NORTHERN Maiden Plate - 1100m



24 December 2025 - 14:03
Track Rating: Soft 5, Weather: Overcast, Rail Position: +6.5 metres
Entire Course

Section	Overall	1000m	800m	600m	400m	200m								
Section Times	1:05.53 [6] (0:09.33)	0:56.20 [9] (0:10.76)	0:45.44 [8] (0:11.09)	0:34.35 [6] (0:11.36)	0:22.99 [6] (0:11.49)	0:11.50 [6] (0:11.50)								
Average Speed [km/h]	38.5	66.9	64.9	63.3	62.3	62.7								
Top Speed [km/h]	63.1	68.6	66.0	63.6	63.6	63.7								
Avg. Dist. to Rail [m]	5.4	0.8	0.3	0.5	0.7	0.8								
Avg. Stride Freq. [Hz]	2.2	2.3	2.3	2.2	2.3	2.2								
Avg. Stride Length [m]	5.6	7.9	7.8	7.8	7.7	7.7								



- [] Ranking at each section and finish
- .-.- No data available at this section
- NA No data available



Horse/Jockey Name	Almond Gold
Final Rank	7
Fastest Section Time (Section)	0:09.03 (Overall)
Top Speed [km/h] (Section)	66.3 (1000m)
Race State	Finished

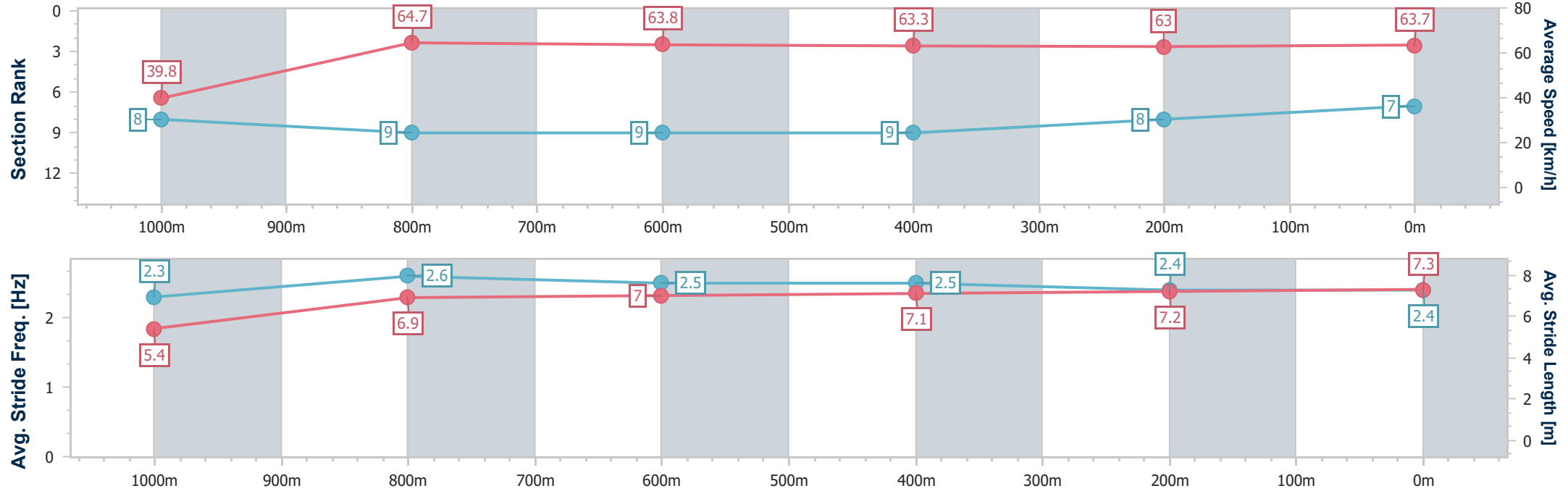


IpswichProfessional
Race 2: GREAT NORTHERN Maiden Plate - 1100m



24 December 2025 - 14:03
Track Rating: Soft 5, Weather: Overcast, Rail Position: +6.5 metres
Entire Course

Section	Overall	1000m	800m	600m	400m	200m							
Section Times	1:05.55 [7] (0:09.03)	0:56.52 [8] (0:11.20)	0:45.32 [9] (0:11.26)	0:34.06 [9] (0:11.37)	0:22.69 [9] (0:11.41)	0:11.28 [8] (0:11.28)							
Average Speed [km/h]	39.8	64.7	63.8	63.3	63.0	63.7							
Top Speed [km/h]	62.0	66.3	65.7	65.4	63.5	65.0							
Avg. Dist. to Rail [m]	10.3	2.6	1.6	0.5	1.1	4.0							
Avg. Stride Freq. [Hz]	2.3	2.6	2.5	2.5	2.4	2.4							
Avg. Stride Length [m]	5.4	6.9	7.0	7.1	7.2	7.3							



- [] Ranking at each section and finish
- .-.- No data available at this section
- NA No data available



Horse/Jockey Name	Bloods A Rushin'
Final Rank	8
Fastest Section Time (Section)	0:08.61 (Overall)
Top Speed [km/h] (Section)	65.7 (1000m)
Race State	Finished

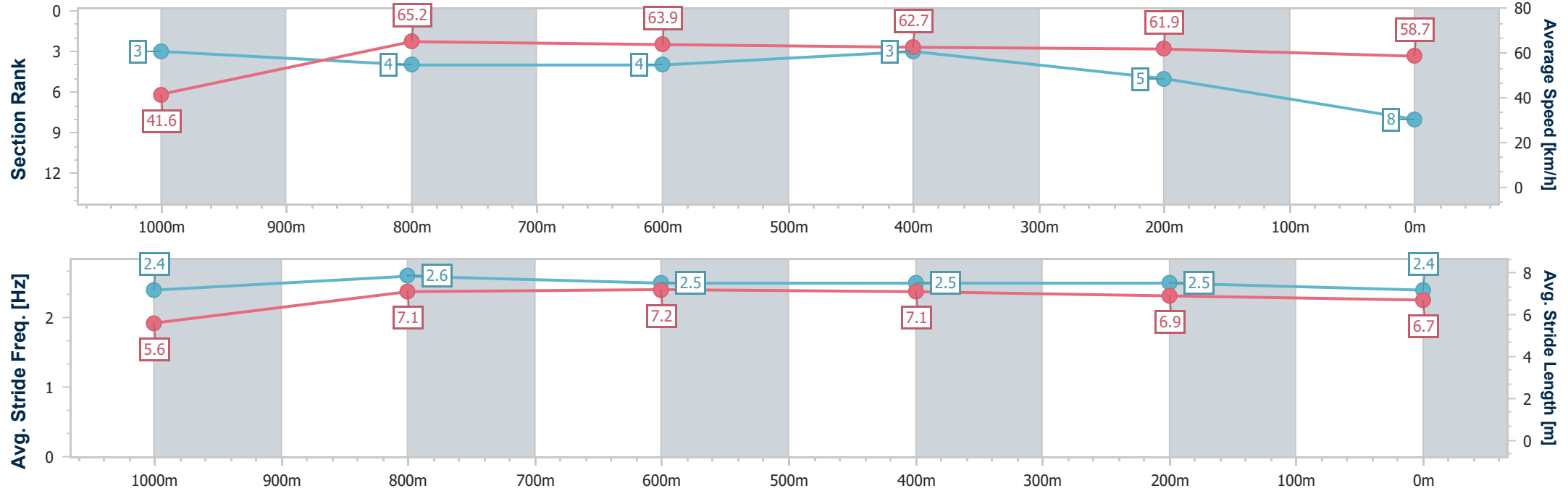


IpswichProfessional
Race 2: GREAT NORTHERN Maiden Plate - 1100m



24 December 2025 - 14:03
Track Rating: Soft 5, Weather: Overcast, Rail Position: +6.5 metres
Entire Course

Section	Overall	1000m	800m	600m	400m	200m							
Section Times	1:06.12 [8] (0:08.61)	0:57.51 [3] (0:11.04)	0:46.47 [4] (0:11.26)	0:35.21 [4] (0:11.43)	0:23.78 [3] (0:11.55)	0:12.23 [5] (0:12.23)							
Average Speed [km/h]	41.6	65.2	63.9	62.7	61.9	58.7							
Top Speed [km/h]	64.1	65.7	65.0	63.1	62.3	60.7							
Avg. Dist. to Rail [m]	1.9	0.3	0.5	1.2	2.0	1.4							
Avg. Stride Freq. [Hz]	2.4	2.6	2.5	2.5	2.5	2.4							
Avg. Stride Length [m]	5.6	7.1	7.2	7.1	6.9	6.7							



- [] Ranking at each section and finish
- .-.- No data available at this section
- NA No data available



Horse/Jockey Name	Apollo Cream
Final Rank	9
Fastest Section Time (Section)	0:08.67 (Overall)
Top Speed [km/h] (Section)	65.0 (800m)
Race State	Finished

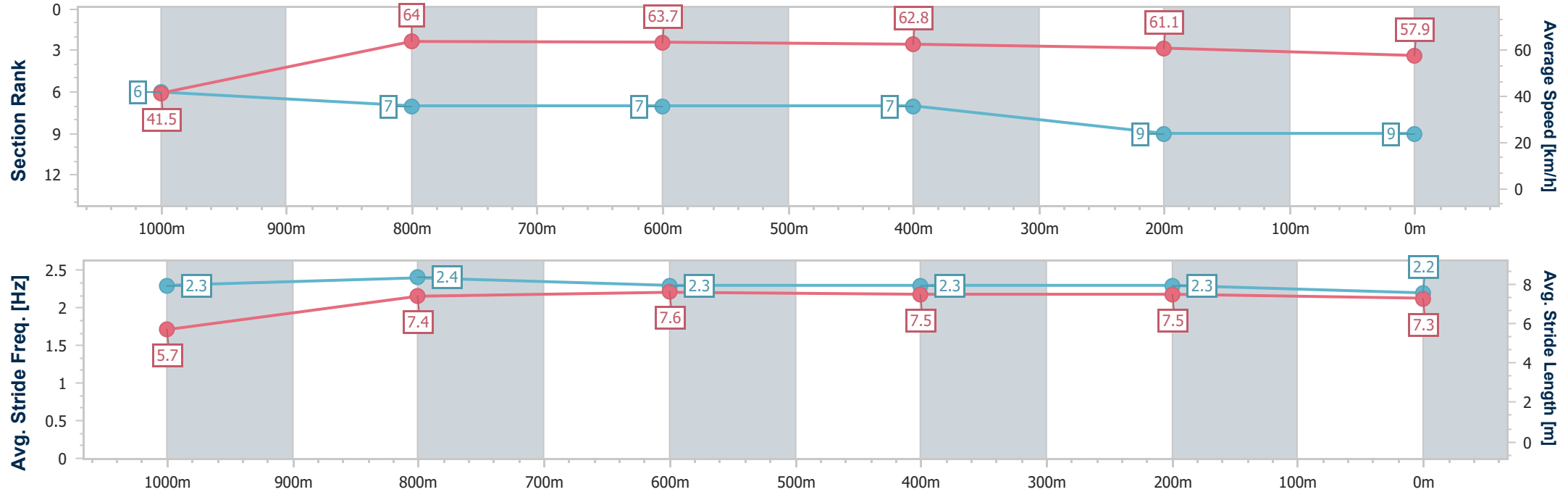


IpswichProfessional
Race 2: GREAT NORTHERN Maiden Plate - 1100m



24 December 2025 - 14:03
Track Rating: Soft 5, Weather: Overcast, Rail Position: +6.5 metres
Entire Course

Section	Overall	1000m	800m	600m	400m	200m								
Section Times	1:06.76 [9] (0:08.67)	0:58.09 [6] (0:11.28)	0:46.81 [7] (0:11.25)	0:35.56 [7] (0:11.41)	0:24.15 [7] (0:11.73)	0:12.42 [9] (0:12.42)								
Average Speed [km/h]	41.5	64.0	63.7	62.8	61.1	57.9								
Top Speed [km/h]	64.1	64.9	65.0	63.4	61.9	60.2								
Avg. Dist. to Rail [m]	5.7	1.1	1.2	1.5	1.6	0.8								
Avg. Stride Freq. [Hz]	2.3	2.4	2.3	2.3	2.3	2.2								
Avg. Stride Length [m]	5.7	7.4	7.6	7.5	7.5	7.3								



- [] Ranking at each section and finish
- .-.- No data available at this section
- NA No data available