



IpswichProfessional

Race 1: GREAT NORTHERN Maiden Handicap - 1700m

03 January 2026 - 11:59



Track Rating: Good 4, Weather: Fine, Rail Position: +8.5m Entire

Section						Overall	1600m	1400m	1200m	1000m	800m	600m	Last 600m	
Field Times						1:43.66 (0:08.96)	1:34.70 (0:11.50)	1:23.20 (0:11.30)	1:11.90 (0:11.51)	1:00.39 (0:11.73)	0:48.66 (0:11.88)	0:36.78 (0:11.99)	0:36.78	
Rank	TAB	Horse/Jockey	Barrier	Top Speed [km/h]	Fastest Section									Distance Travelled [m]
1	11	PIERTAGA	8	64.4	0:09.39	1:43.66 [1]	1:34.27 [9]	1:22.82 [5]	1:11.38 [5]	0:59.70 [5]	0:47.91 [6]	0:36.17 [6]	0:36.17	
		Dale Smith		1600m	Overall	(0:09.39)	(0:11.45)	(0:11.44)	(0:11.68)	(0:11.79)	(0:11.74)	(0:11.89)		
2	10	PROUD MISS	1	63.1	0:09.32	1:43.83 [2]	1:34.51 [8]	1:22.51 [9]	1:10.90 [9]	0:59.44 [9]	0:47.83 [7]	0:36.10 [7]	0:36.10 -7	
		Jett Newman		1200m	Overall	(0:09.32)	(0:12.00)	(0:11.61)	(0:11.46)	(0:11.61)	(0:11.73)	(0:11.94)		
3	9	HE IS THE KISS	6	64.0	0:08.97	1:43.97 [3]	1:35.00 [2]	1:23.51 [1]	1:12.21 [1]	1:00.70 [1]	0:48.97 [1]	0:37.09 [1]	0:37.09 -5	
		Leah Martyn		1400m	Overall	(0:08.97)	(0:11.49)	(0:11.30)	(0:11.51)	(0:11.73)	(0:11.88)	(0:11.99)		
4	4	ESCAPE BEACH	3	64.0	0:08.96	1:44.29 [4]	1:35.33 [1]	1:23.54 [4]	1:12.18 [4]	1:00.65 [3]	0:48.91 [3]	0:37.06 [3]	0:37.06 -4	
		Dylan Turner		1200m	Overall	(0:08.96)	(0:11.79)	(0:11.36)	(0:11.53)	(0:11.74)	(0:11.85)	(0:11.93)		
5	6	CHANCE DE LUNE	5	63.9	0:09.17	1:44.45 [5]	1:35.28 [5]	1:23.57 [6]	1:11.89 [7]	1:00.21 [7]	0:48.43 [8]	0:36.69 [8]	0:36.69 +2	
		Morgan Butler		1200m	Overall	(0:09.17)	(0:11.71)	(0:11.68)	(0:11.68)	(0:11.78)	(0:11.74)	(0:11.81)		
6	7	STYLISH ANGEL	2	65.6	0:09.16	1:44.63 [6]	1:35.47 [4]	1:23.57 [7]	1:12.11 [6]	1:00.62 [6]	0:48.94 [5]	0:37.16 [5]	0:37.16 -4	
		Bella Youngberry		1200m	Overall	(0:09.16)	(0:11.90)	(0:11.46)	(0:11.49)	(0:11.68)	(0:11.78)	(0:11.87)		
7	2	HE'S GOT GRUNT	4	63.6	0:09.30	1:44.80 [7]	1:35.50 [7]	1:23.70 [8]	1:12.03 [8]	1:00.43 [8]	0:48.70 [9]	0:36.96 [9]	0:36.96 +3	
		Heavelon Van Der Hoven		1200m	Overall	(0:09.30)	(0:11.80)	(0:11.67)	(0:11.60)	(0:11.73)	(0:11.74)	(0:11.97)		
8	3	RATENOTICE	7	63.7	0:09.09	1:44.81 [8]	1:35.72 [3]	1:24.22 [2]	1:12.79 [3]	1:01.10 [4]	0:49.31 [4]	0:37.54 [4]	0:37.54 +3	
		Brandon Lerena		1600m	Overall	(0:09.09)	(0:11.50)	(0:11.43)	(0:11.69)	(0:11.79)	(0:11.77)	(0:11.92)		
9	1	GRUNT 'N' GROAN	10	63.2	0:09.74	1:45.54 [9]	1:35.80 [10]	1:23.73 [10]	1:12.11 [10]	1:00.63 [10]	0:48.95 [10]	0:37.35 [10]	0:37.35 -2	
		Adin Thompson		1200m	Overall	(0:09.74)	(0:12.07)	(0:11.62)	(0:11.48)	(0:11.68)	(0:11.60)	(0:12.05)		
10	5	SOWILO RODINA	9	64.8	0:09.28	1:45.83 [10]	1:36.55 [6]	1:25.10 [3]	1:13.89 [2]	1:02.35 [2]	0:50.51 [2]	0:38.66 [2]	0:38.66 +0	
		Damien Boche		1400m	Overall	(0:09.28)	(0:11.45)	(0:11.21)	(0:11.54)	(0:11.84)	(0:11.85)	(0:12.44)		

Scratched: Effie's Joy (#8)



IpswichProfessional

Race 1: GREAT NORTHERN Maiden Handicap - 1700m

03 January 2026 - 11:59



Track Rating: Good 4, Weather: Fine, Rail Position: +8.5m Entire

Section						400m	200m			Last 600m		
Field Times						0:24.79 (0:12.37)	0:12.42 (0:12.42)			0:36.78		
Rank	TAB	Horse/Jockey	Barrier	Top Speed [km/h]	Fastest Section			Margin			Distance Travelled [m]	
1	11	PIERTAGA	8	64.4	0:09.39	0:24.28 [5]	0:12.32 [2]	1:43.66			0:36.17	
		Dale Smith		1600m	Overall	(0:11.96)	(0:12.32)					
2	10	PROUD MISS	1	63.1	0:09.32	0:24.16 [8]	0:12.13 [6]	1.02L			0:36.10	-7
		Jett Newman		1200m	Overall	(0:12.03)	(0:12.13)					
3	9	HE IS THE KISS	6	64.0	0:08.97	0:25.10 [1]	0:12.73 [1]	1.8L			0:37.09	-5
		Leah Martyn		1400m	Overall	(0:12.37)	(0:12.73)					
4	4	ESCAPE BEACH	3	64.0	0:08.96	0:25.13 [2]	0:12.86 [3]	3.73L			0:37.06	-4
		Dylan Turner		1200m	Overall	(0:12.27)	(0:12.86)					
5	6	CHANCE DE LUNE	5	63.9	0:09.17	0:24.88 [6]	0:12.71 [7]	4.64L			0:36.69	+2
		Morgan Butler		1200m	Overall	(0:12.17)	(0:12.71)					
6	7	STYLISH ANGEL	2	65.6	0:09.16	0:25.29 [4]	0:13.04 [5]	5.73L			0:37.16	-4
		Bella Youngberry		1200m	Overall	(0:12.25)	(0:13.04)					
7	2	HE'S GOT GRUNT	4	63.6	0:09.30	0:24.99 [9]	0:12.73 [8]	6.7L			0:36.96	+3
		Heavelon Van Der Hoven		1200m	Overall	(0:12.26)	(0:12.73)					
8	3	RATENOTICE	7	63.7	0:09.09	0:25.62 [3]	0:13.35 [4]	6.8L			0:37.54	+3
		Brandon Lerena		1600m	Overall	(0:12.27)	(0:13.35)					
9	1	GRUNT 'N' GROAN	10	63.2	0:09.74	0:25.30 [10]	0:12.87 [10]	11.05L			0:37.35	-2
		Adin Thompson		1200m	Overall	(0:12.43)	(0:12.87)					
10	5	SOWILO RODINA	9	64.8	0:09.28	0:26.22 [7]	0:13.37 [9]	12.79L			0:38.66	+0
		Damien Boche		1400m	Overall	(0:12.85)	(0:13.37)					

Scratched: Effie's Joy (#8)

Report Created: Sat 3 January 2026 12:44 GMT+10 (Note: Timing is based on position data)

Page 2/12

[] Ranking at each section and finish
-:-:- No data available at this section
NA No data available

SCN Saddle cloth number
DNF Did not finish
DNT Did not track

data processed by  TRIPLESDATA



Horse/Jockey Name	Piertaga
Final Rank	1
Fastest Section Time (Section)	0:09.39 (Overall)
Top Speed [km/h] (Section)	64.4 (1600m)
Race State	Finished



IpswichProfessional

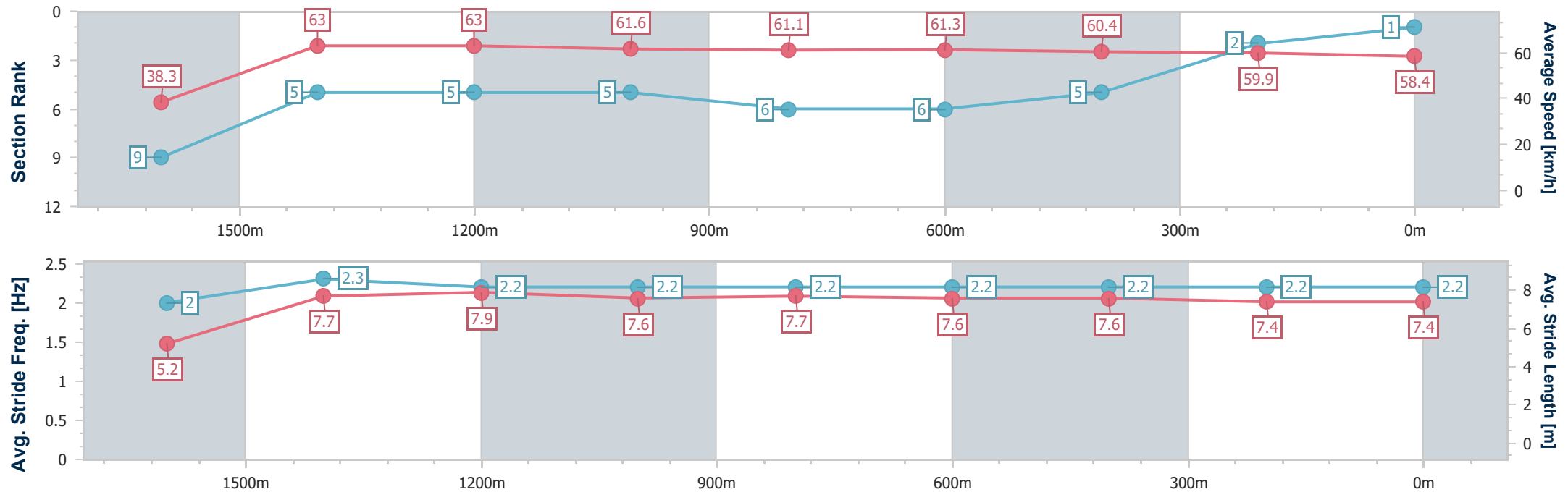
Race 1: GREAT NORTHERN Maiden Handicap - 1700m

03 January 2026 - 11:59

Track Rating: Good 4, Weather: Fine, Rail Position: +8.5m Entire



Section	Overall	1600m	1400m	1200m	1000m	800m	600m	400m	200m				
Section Times	1:43.66 [1] (0:09.39)	1:34.27 [9] (0:11.45)	1:22.82 [5] (0:11.44)	1:11.38 [5] (0:11.68)	0:59.70 [5] (0:11.79)	0:47.91 [6] (0:11.74)	0:36.17 [6] (0:11.89)	0:24.28 [5] (0:11.96)	0:12.32 [2] (0:12.32)				
Average Speed [km/h]	38.3	63.0	63.0	61.6	61.1	61.3	60.4	59.9	58.4				
Top Speed [km/h]	59.3	64.4	64.4	63.2	61.8	62.3	61.0	60.5	60.1				
Avg. Dist. to Rail [m]	6.7	1.1	0.5	0.3	0.2	0.3	0.7	0.8	0.1				
Avg. Stride Freq. [Hz]	2.0	2.3	2.2	2.2	2.2	2.2	2.2	2.2	2.2				
Avg. Stride Length [m]	5.2	7.7	7.9	7.6	7.7	7.6	7.6	7.4	7.4				



- [] Ranking at each section and finish
- .-.- No data available at this section
- NA No data available



Horse/Jockey Name	Proud Miss
Final Rank	2
Fastest Section Time (Section)	0:09.32 (Overall)
Top Speed [km/h] (Section)	63.1 (1200m)
Race State	Finished



IpswichProfessional

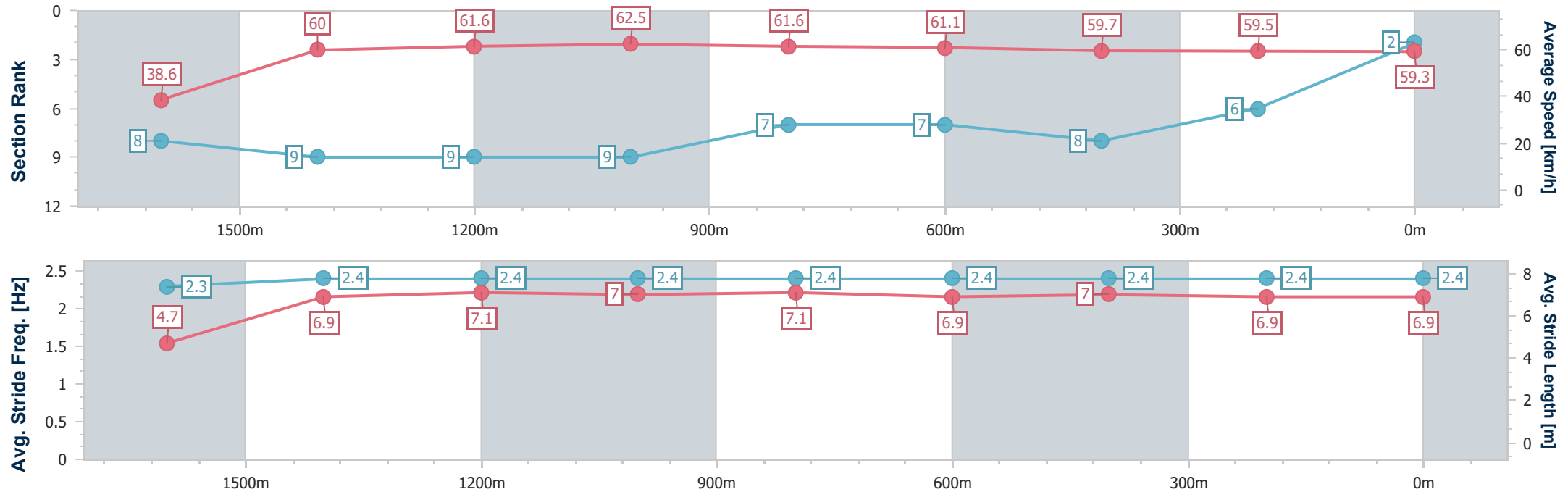
Race 1: GREAT NORTHERN Maiden Handicap - 1700m

03 January 2026 - 11:59

Track Rating: Good 4, Weather: Fine, Rail Position: +8.5m Entire



Section	Overall	1600m	1400m	1200m	1000m	800m	600m	400m	200m				
Section Times	1:43.83 [2] (0:09.32)	1:34.51 [8] (0:12.00)	1:22.51 [9] (0:11.61)	1:10.90 [9] (0:11.46)	0:59.44 [9] (0:11.61)	0:47.83 [7] (0:11.73)	0:36.10 [7] (0:11.94)	0:24.16 [8] (0:12.03)	0:12.13 [6] (0:12.13)				
Average Speed [km/h]	38.6	60.0	61.6	62.5	61.6	61.1	59.7	59.5	59.3				
Top Speed [km/h]	58.9	61.6	63.0	63.1	62.2	61.5	62.1	59.9	60.2				
Avg. Dist. to Rail [m]	1.7	1.1	1.6	2.0	1.9	1.8	1.6	1.2	1.4				
Avg. Stride Freq. [Hz]	2.3	2.4	2.4	2.4	2.4	2.4	2.4	2.4	2.4				
Avg. Stride Length [m]	4.7	6.9	7.1	7.0	7.1	6.9	7.0	6.9	6.9				



- [] Ranking at each section and finish
- .-.-.- No data available at this section
- NA No data available



Horse/Jockey Name	He Is The Kiss
Final Rank	3
Fastest Section Time (Section)	0:08.97 (Overall)
Top Speed [km/h] (Section)	64.0 (1400m)
Race State	Finished



IpswichProfessional

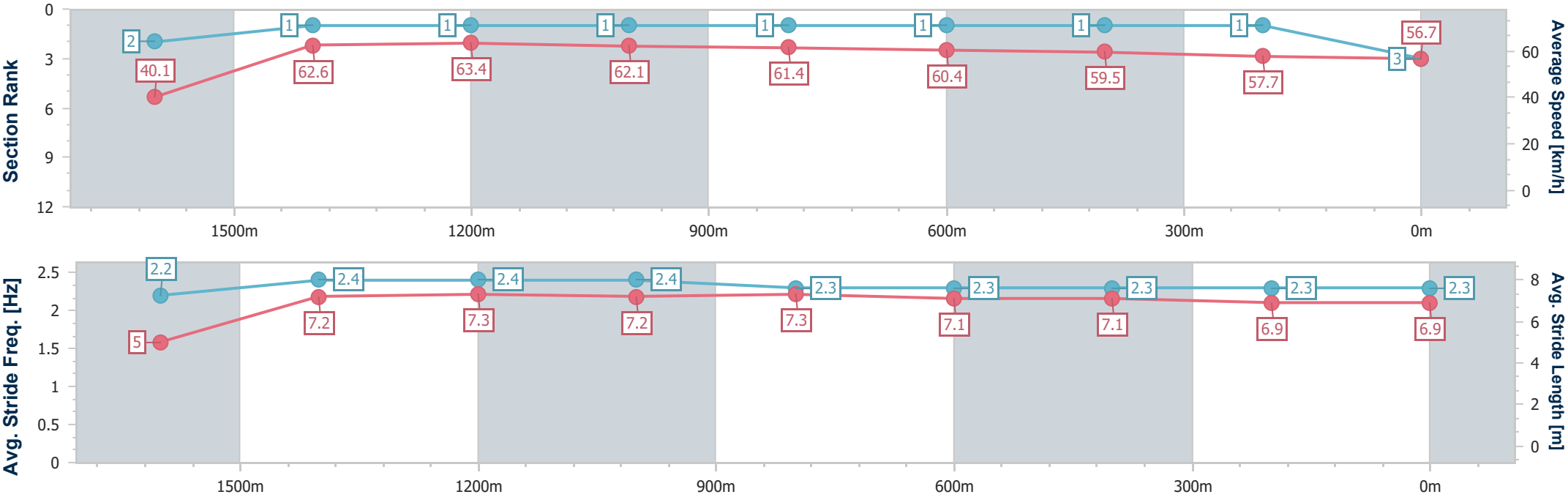
Race 1: GREAT NORTHERN Maiden Handicap - 1700m

03 January 2026 - 11:59

Track Rating: Good 4, Weather: Fine, Rail Position: +8.5m Entire



Section	Overall	1600m	1400m	1200m	1000m	800m	600m	400m	200m				
Section Times	1:43.97 [3] (0:08.97)	1:35.00 [2] (0:11.49)	1:23.51 [1] (0:11.30)	1:12.21 [1] (0:11.51)	1:00.70 [1] (0:11.73)	0:48.97 [1] (0:11.88)	0:37.09 [1] (0:11.99)	0:25.10 [1] (0:12.37)	0:12.73 [1] (0:12.73)				
Average Speed [km/h]	40.1	62.6	63.4	62.1	61.4	60.4	59.5	57.7	56.7				
Top Speed [km/h]	59.4	63.3	64.0	63.6	62.0	61.1	61.2	58.8	58.2				
Avg. Dist. to Rail [m]	5.7	1.3	1.6	1.2	0.8	1.2	1.6	1.7	1.3				
Avg. Stride Freq. [Hz]	2.2	2.4	2.4	2.4	2.3	2.3	2.3	2.3	2.3				
Avg. Stride Length [m]	5.0	7.2	7.3	7.2	7.3	7.1	7.1	6.9	6.9				





Horse/Jockey Name	Escape Beach
Final Rank	4
Fastest Section Time (Section)	0:08.96 (Overall)
Top Speed [km/h] (Section)	64.0 (1200m)
Race State	Finished



IpswichProfessional

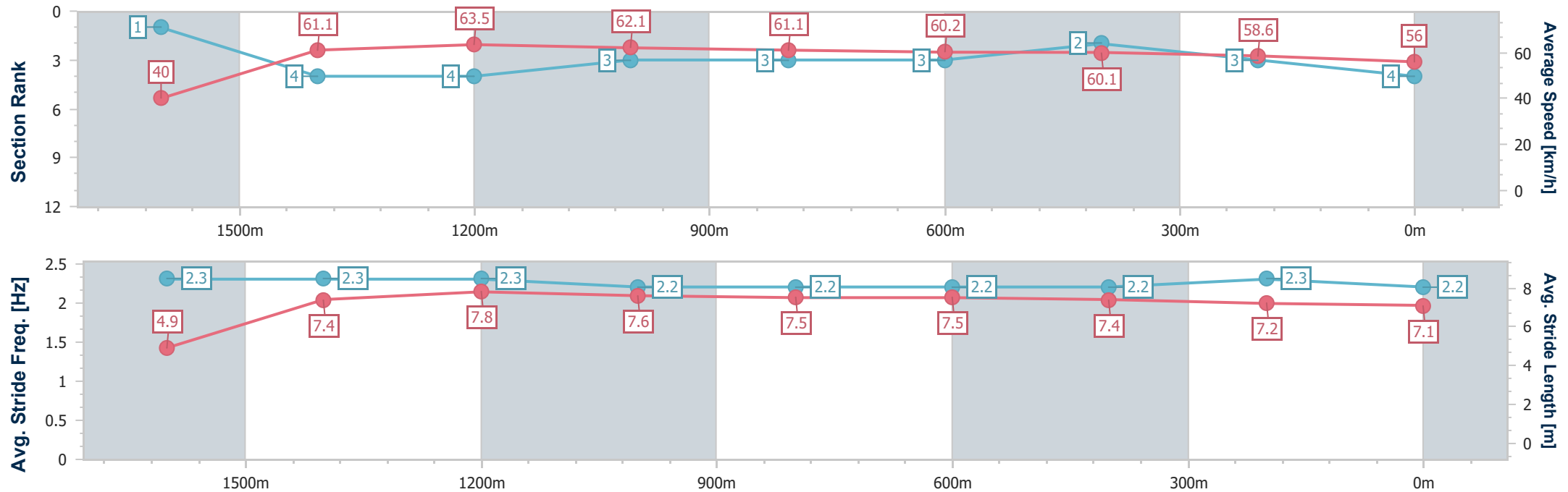
Race 1: GREAT NORTHERN Maiden Handicap - 1700m

03 January 2026 - 11:59



Track Rating: Good 4, Weather: Fine, Rail Position: +8.5m Entire

Section	Overall	1600m	1400m	1200m	1000m	800m	600m	400m	200m				
Section Times	1:44.29 [4] (0:08.96)	1:35.33 [1] (0:11.79)	1:23.54 [4] (0:11.36)	1:12.18 [4] (0:11.53)	1:00.65 [3] (0:11.74)	0:48.91 [3] (0:11.85)	0:37.06 [3] (0:11.93)	0:25.13 [2] (0:12.27)	0:12.86 [3] (0:12.86)				
Average Speed [km/h]	40.0	61.1	63.5	62.1	61.1	60.2	60.1	58.6	56.0				
Top Speed [km/h]	59.3	62.4	63.9	64.0	62.0	61.0	61.5	59.4	58.9				
Avg. Dist. to Rail [m]	2.9	0.9	0.1	0.7	1.4	2.4	1.4	1.0	5.0				
Avg. Stride Freq. [Hz]	2.3	2.3	2.3	2.2	2.2	2.2	2.2	2.3	2.2				
Avg. Stride Length [m]	4.9	7.4	7.8	7.6	7.5	7.5	7.4	7.2	7.1				



- [] Ranking at each section and finish
- .-.-.- No data available at this section
- NA No data available



Horse/Jockey Name	Chance De Lune
Final Rank	5
Fastest Section Time (Section)	0:09.17 (Overall)
Top Speed [km/h] (Section)	63.9 (1200m)
Race State	Finished



IpswichProfessional

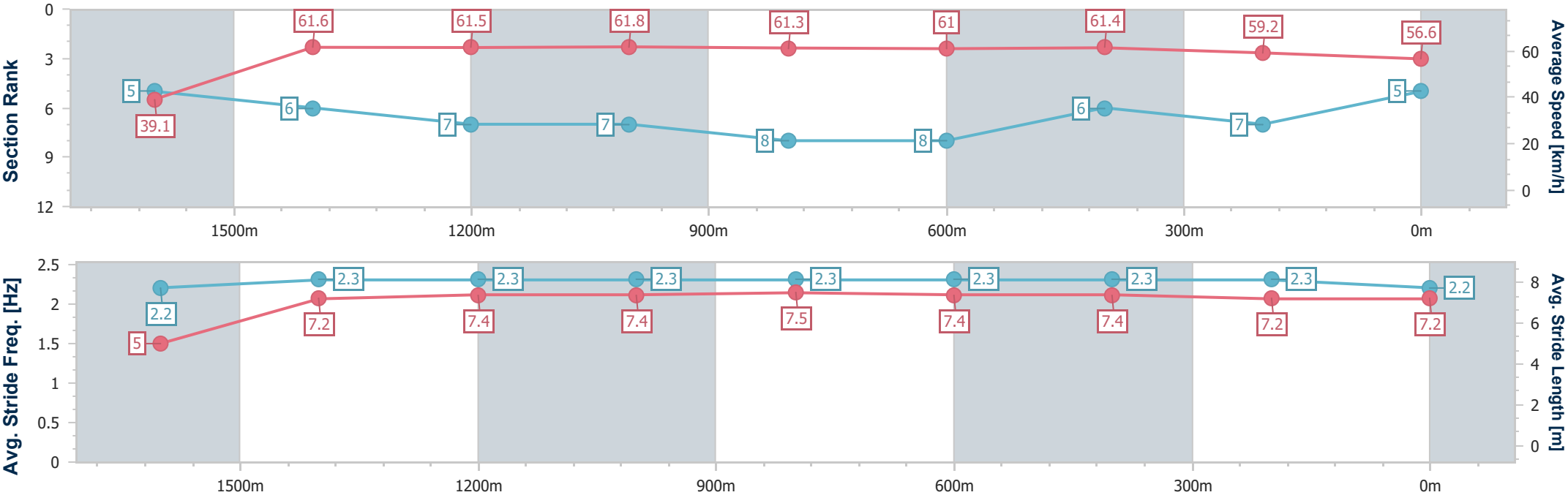
Race 1: GREAT NORTHERN Maiden Handicap - 1700m

03 January 2026 - 11:59

Track Rating: Good 4, Weather: Fine, Rail Position: +8.5m Entire



Section	Overall	1600m	1400m	1200m	1000m	800m	600m	400m	200m				
Section Times	1:44.45 [5] (0:09.17)	1:35.28 [5] (0:11.71)	1:23.57 [6] (0:11.68)	1:11.89 [7] (0:11.68)	1:00.21 [7] (0:11.78)	0:48.43 [8] (0:11.74)	0:36.69 [8] (0:11.81)	0:24.88 [6] (0:12.17)	0:12.71 [7] (0:12.71)				
Average Speed [km/h]	39.1	61.6	61.5	61.8	61.3	61.0	61.4	59.2	56.6				
Top Speed [km/h]	60.1	62.6	63.7	63.9	62.0	62.3	62.2	60.1	58.9				
Avg. Dist. to Rail [m]	4.3	0.4	0.3	0.4	0.3	0.1	0.9	1.0	1.8				
Avg. Stride Freq. [Hz]	2.2	2.3	2.3	2.3	2.3	2.3	2.3	2.3	2.2				
Avg. Stride Length [m]	5.0	7.2	7.4	7.4	7.5	7.4	7.4	7.2	7.2				





Horse/Jockey Name	Stylish Angel
Final Rank	6
Fastest Section Time (Section)	0:09.16 (Overall)
Top Speed [km/h] (Section)	65.6 (1200m)
Race State	Finished



IpswichProfessional

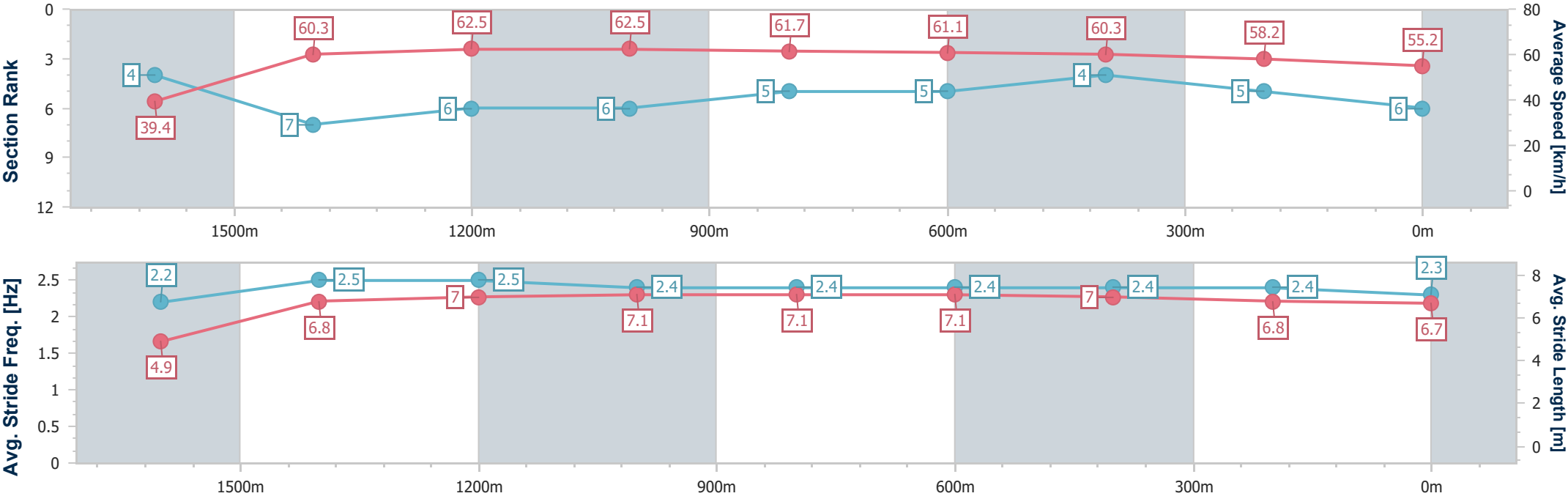
Race 1: GREAT NORTHERN Maiden Handicap - 1700m

03 January 2026 - 11:59

Track Rating: Good 4, Weather: Fine, Rail Position: +8.5m Entire



Section	Overall	1600m	1400m	1200m	1000m	800m	600m	400m	200m				
Section Times	1:44.63 [6] (0:09.16)	1:35.47 [4] (0:11.90)	1:23.57 [7] (0:11.46)	1:12.11 [6] (0:11.49)	1:00.62 [6] (0:11.68)	0:48.94 [5] (0:11.78)	0:37.16 [5] (0:11.87)	0:25.29 [4] (0:12.25)	0:13.04 [5] (0:13.04)				
Average Speed [km/h]	39.4	60.3	62.5	62.5	61.7	61.1	60.3	58.2	55.2				
Top Speed [km/h]	57.6	61.9	64.7	65.6	63.0	62.3	62.2	59.9	57.2				
Avg. Dist. to Rail [m]	2.4	1.5	1.7	1.0	1.1	0.3	1.4	2.5	1.7				
Avg. Stride Freq. [Hz]	2.2	2.5	2.5	2.4	2.4	2.4	2.4	2.4	2.3				
Avg. Stride Length [m]	4.9	6.8	7.0	7.1	7.1	7.1	7.0	6.8	6.7				





Horse/Jockey Name	He's Got Grunt
Final Rank	7
Fastest Section Time (Section)	0:09.30 (Overall)
Top Speed [km/h] (Section)	63.6 (1200m)
Race State	Finished



IpswichProfessional

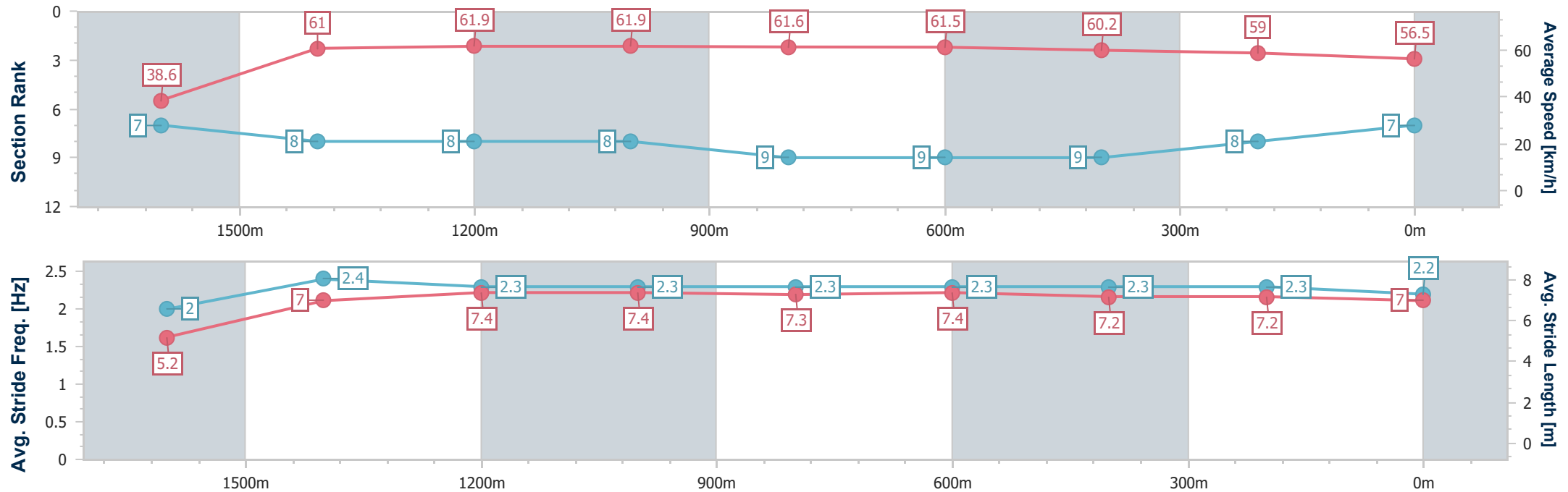
Race 1: GREAT NORTHERN Maiden Handicap - 1700m

03 January 2026 - 11:59

Track Rating: Good 4, Weather: Fine, Rail Position: +8.5m Entire



Section	Overall	1600m	1400m	1200m	1000m	800m	600m	400m	200m				
Section Times	1:44.80 [7] (0:09.30)	1:35.50 [7] (0:11.80)	1:23.70 [8] (0:11.67)	1:12.03 [8] (0:11.60)	1:00.43 [8] (0:11.73)	0:48.70 [9] (0:11.74)	0:36.96 [9] (0:11.97)	0:24.99 [9] (0:12.26)	0:12.73 [8] (0:12.73)				
Average Speed [km/h]	38.6	61.0	61.9	61.9	61.6	61.5	60.2	59.0	56.5				
Top Speed [km/h]	59.4	62.2	62.4	63.6	61.9	61.9	61.3	59.4	58.9				
Avg. Dist. to Rail [m]	3.7	0.2	0.2	0.4	0.7	0.4	0.6	1.3	2.8				
Avg. Stride Freq. [Hz]	2.0	2.4	2.3	2.3	2.3	2.3	2.3	2.3	2.2				
Avg. Stride Length [m]	5.2	7.0	7.4	7.4	7.3	7.4	7.2	7.2	7.0				



- [] Ranking at each section and finish
- .-.- No data available at this section
- NA No data available



Horse/Jockey Name	Ratenotice
Final Rank	8
Fastest Section Time (Section)	0:09.09 (Overall)
Top Speed [km/h] (Section)	63.7 (1600m)
Race State	Finished



IpswichProfessional

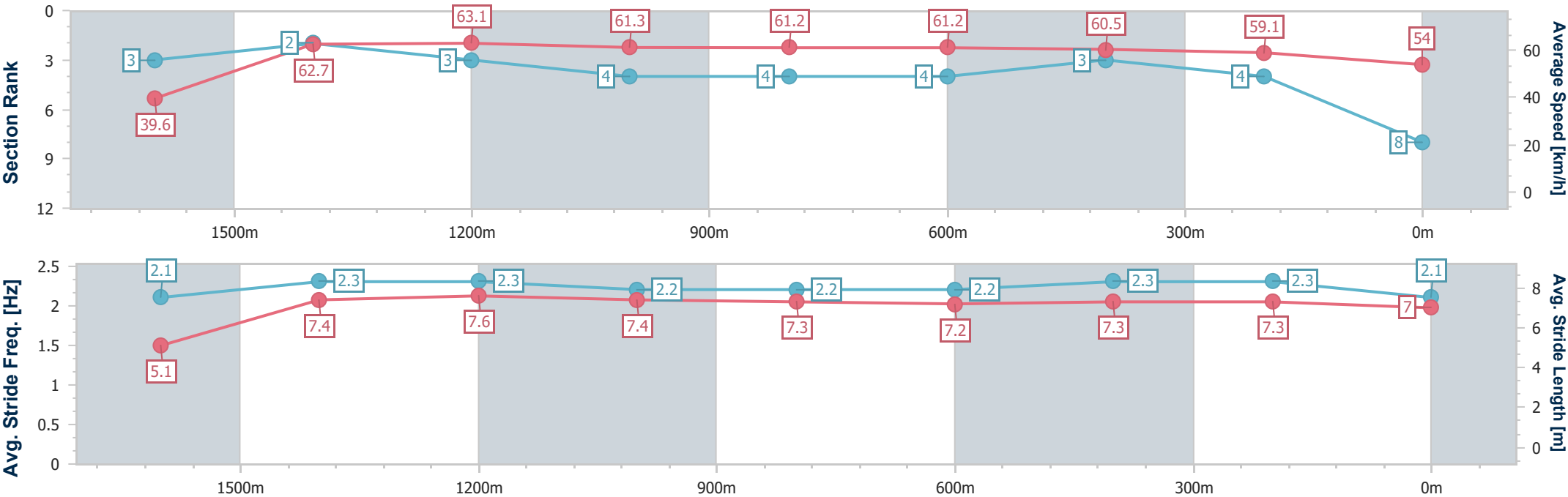
Race 1: GREAT NORTHERN Maiden Handicap - 1700m

03 January 2026 - 11:59

Track Rating: Good 4, Weather: Fine, Rail Position: +8.5m Entire



Section	Overall	1600m	1400m	1200m	1000m	800m	600m	400m	200m				
Section Times	1:44.81 [8] (0:09.09)	1:35.72 [3] (0:11.50)	1:24.22 [2] (0:11.43)	1:12.79 [3] (0:11.69)	1:01.10 [4] (0:11.79)	0:49.31 [4] (0:11.77)	0:37.54 [4] (0:11.92)	0:25.62 [3] (0:12.27)	0:13.35 [4] (0:13.35)				
Average Speed [km/h]	39.6	62.7	63.1	61.3	61.2	61.2	60.5	59.1	54.0				
Top Speed [km/h]	61.6	63.7	63.3	62.7	61.9	61.4	61.1	60.3	57.6				
Avg. Dist. to Rail [m]	6.7	1.1	0.2	0.1	0.2	0.3	1.0	3.4	6.3				
Avg. Stride Freq. [Hz]	2.1	2.3	2.3	2.2	2.2	2.2	2.3	2.3	2.1				
Avg. Stride Length [m]	5.1	7.4	7.6	7.4	7.3	7.2	7.3	7.3	7.0				





Horse/Jockey Name	Grunt 'N' Groan
Final Rank	9
Fastest Section Time (Section)	0:09.74 (Overall)
Top Speed [km/h] (Section)	63.2 (1200m)
Race State	Finished



IpswichProfessional

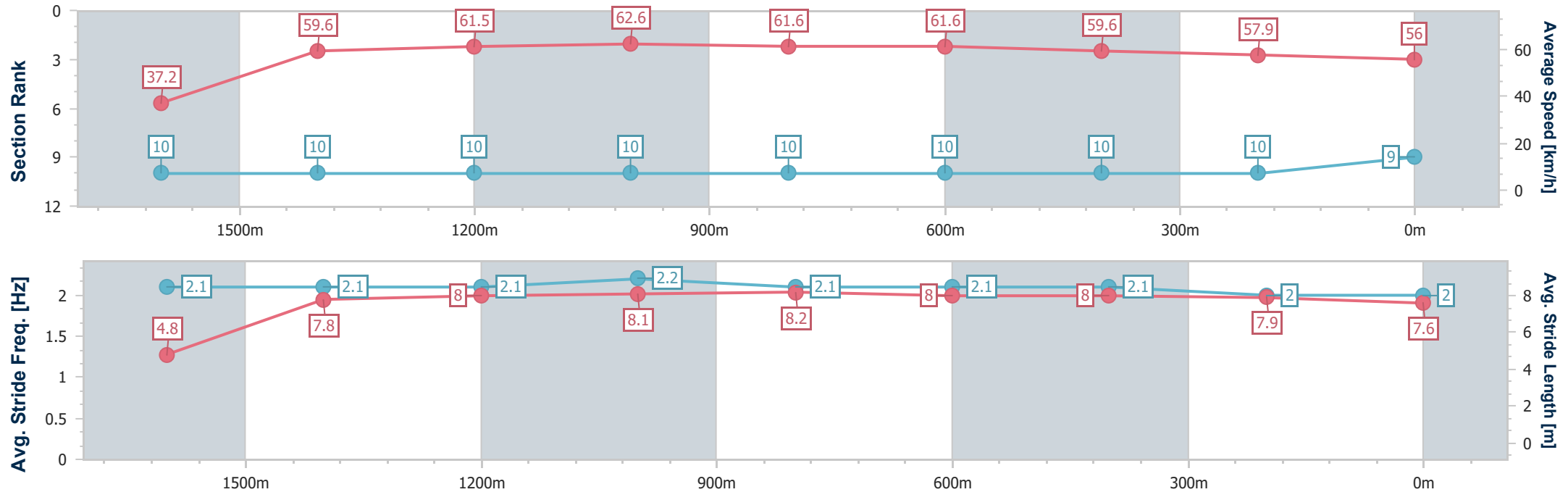
Race 1: GREAT NORTHERN Maiden Handicap - 1700m

03 January 2026 - 11:59

Track Rating: Good 4, Weather: Fine, Rail Position: +8.5m Entire



Section	Overall	1600m	1400m	1200m	1000m	800m	600m	400m	200m				
Section Times	1:45.54 [9] (0:09.74)	1:35.80 [10] (0:12.07)	1:23.73 [10] (0:11.62)	1:12.11 [10] (0:11.48)	1:00.63 [10] (0:11.68)	0:48.95 [10] (0:11.60)	0:37.35 [10] (0:12.05)	0:25.30 [10] (0:12.43)	0:12.87 [10] (0:12.87)				
Average Speed [km/h]	37.2	59.6	61.5	62.6	61.6	61.6	59.6	57.9	56.0				
Top Speed [km/h]	58.1	60.4	62.6	63.2	61.8	62.4	60.9	59.0	58.8				
Avg. Dist. to Rail [m]	8.5	1.2	1.1	1.2	0.8	0.7	0.9	1.6	4.6				
Avg. Stride Freq. [Hz]	2.1	2.1	2.1	2.2	2.1	2.1	2.1	2.0	2.0				
Avg. Stride Length [m]	4.8	7.8	8.0	8.1	8.2	8.0	8.0	7.9	7.6				





Horse/Jockey Name	Sowilo Rodina
Final Rank	10
Fastest Section Time (Section)	0:09.28 (Overall)
Top Speed [km/h] (Section)	64.8 (1400m)
Race State	Finished



IpswichProfessional

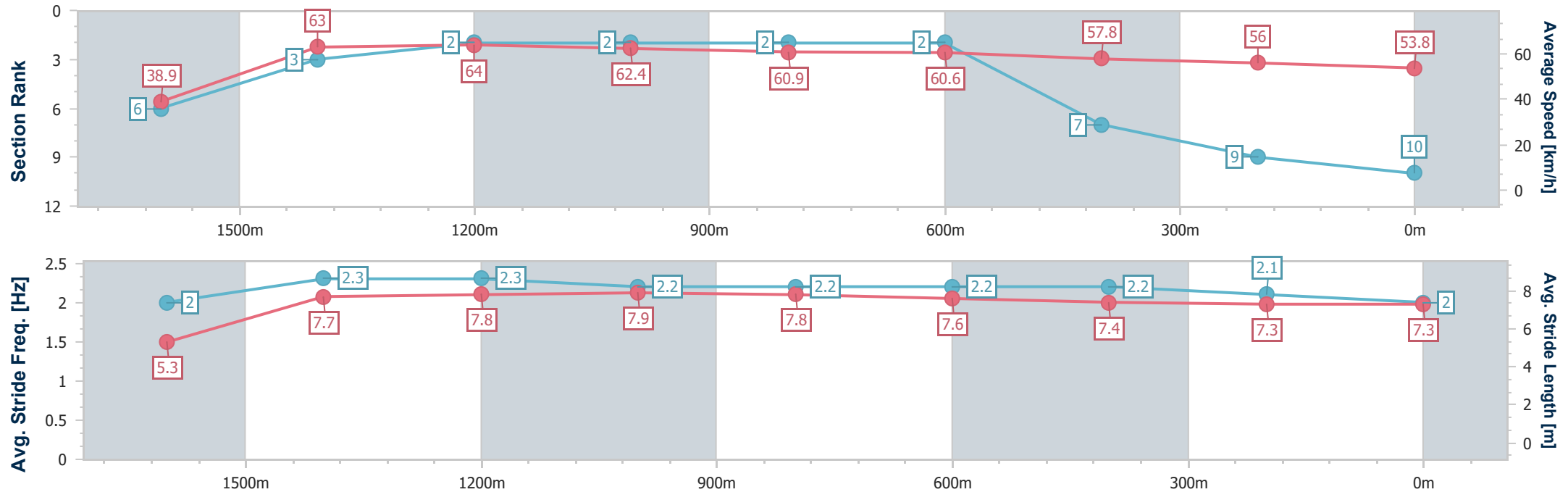
Race 1: GREAT NORTHERN Maiden Handicap - 1700m

03 January 2026 - 11:59

Track Rating: Good 4, Weather: Fine, Rail Position: +8.5m Entire



Section	Overall	1600m	1400m	1200m	1000m	800m	600m	400m	200m				
Section Times	1:45.83 [10] (0:09.28)	1:36.55 [6] (0:11.45)	1:25.10 [3] (0:11.21)	1:13.89 [2] (0:11.54)	1:02.35 [2] (0:11.84)	0:50.51 [2] (0:11.85)	0:38.66 [2] (0:12.44)	0:26.22 [7] (0:12.85)	0:13.37 [9] (0:13.37)				
Average Speed [km/h]	38.9	63.0	64.0	62.4	60.9	60.6	57.8	56.0	53.8				
Top Speed [km/h]	59.4	64.7	64.8	63.9	61.9	61.5	59.8	56.5	56.0				
Avg. Dist. to Rail [m]	8.0	2.4	0.3	0.2	0.4	0.7	0.6	0.7	2.3				
Avg. Stride Freq. [Hz]	2.0	2.3	2.3	2.2	2.2	2.2	2.2	2.1	2.0				
Avg. Stride Length [m]	5.3	7.7	7.8	7.9	7.8	7.6	7.4	7.3	7.3				





IpswichProfessional

Race 2: THE ADAM DAVE MICK SHUFFLE Class 2 Handicap - 800m

03 January 2026 - 12:31



Track Rating: Good 4, Weather: Fine, Rail Position: +8.5m Entire

Section		Overall				600m		400m		200m		Last 600m	
Field Times		0:45.15 (0:13.06)				0:32.09 (0:10.13)		0:21.96 (0:10.72)		0:11.24 (0:11.24)		0:00.00	
Rank	TAB	Horse/Jockey	Barrier	Top Speed [km/h]	Fastest Section	Margin		Margin		Distance Travelled [m]			
1	7	MISS FORCE	4	71.5	0:10.13	0:45.15 [1]	0:32.09 [1]	0:21.96 [1]	0:11.24 [1]	0:45.15	0:32.09		
		Dylan Turner		Overall	600m	(0:13.06)	(0:10.13)	(0:10.72)	(0:11.24)				
2	6	DIAMANTINA ROSE	1	70.5	0:10.50	0:45.52 [2]	0:32.41 [2]	0:21.91 [3]	0:11.20 [2]	2.16L	0:32.41	+4	
		Sean Cormack		Overall	600m	(0:13.11)	(0:10.50)	(0:10.71)	(0:11.20)				
3	1	MR PLAYTIME	2	70.8	0:10.32	0:45.54 [3]	0:31.96 [4]	0:21.64 [5]	0:11.10 [4]	2.3L	0:31.96	-1	
		Julie Busuttin		Overall	600m	(0:13.58)	(0:10.32)	(0:10.54)	(0:11.10)				
4	2	MINOR KEY	3	71.4	0:10.24	0:45.66 [4]	0:32.06 [5]	0:21.82 [4]	0:11.16 [5]	2.99L	0:32.06	+3	
		Adin Thompson		600m	600m	(0:13.60)	(0:10.24)	(0:10.66)	(0:11.16)				
5	9	HEAVENLY AZ	8	70.7	0:10.32	0:45.70 [5]	0:31.88 [6]	0:21.56 [6]	0:10.99 [6]	3.27L	0:31.88	+1	
		Noriyuki Masuda		600m	600m	(0:13.82)	(0:10.32)	(0:10.57)	(0:10.99)				
6	5	CHARLOTTE'S HERE	7	71.3	0:10.33	0:45.72 [6]	0:32.47 [3]	0:22.14 [2]	0:11.35 [3]	3.37L	0:32.47	+4	
		Karl Zechner		Overall	600m	(0:13.25)	(0:10.33)	(0:10.79)	(0:11.35)				
7	3	AMAYA'S SECRET	5	Data was not able to be tracked for this horse		-:--:--	-:--:--	-:--:--	-:--:--	3.57L	-:--:--	----	
		Jett Newman											

Scratched: Kentucky Rose (#8), Saga's Girl (#4)



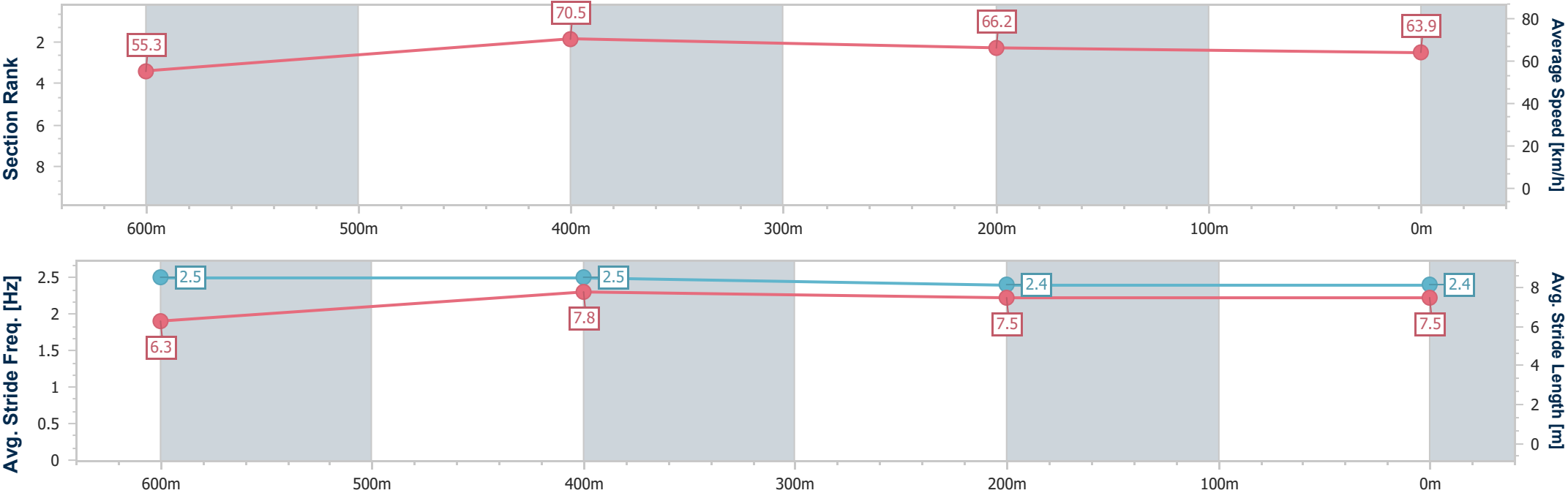
Horse/Jockey Name	Miss Force
Final Rank	1
Fastest Section Time (Section)	0:10.13 (600m)
Top Speed [km/h] (Section)	71.5 (Overall)
Race State	Finished



IpswichProfessional
Race 2: THE ADAM DAVE MICK SHUFFLE Class 2 Handicap - 800m
03 January 2026 - 12:31
Track Rating: Good 4, Weather: Fine, Rail Position: +8.5m Entire



Section	Overall	600m	400m	200m															
Section Times	0:45.15 [1] (0:13.06)	0:32.09 [1] (0:10.13)	0:21.96 [1] (0:10.72)	0:11.24 [1] (0:11.24)															
Average Speed [km/h]	55.3	70.5	66.2	63.9															
Top Speed [km/h]	71.5	71.3	68.8	66.1															
Avg. Dist. to Rail [m]	1.7	2.0	3.3	2.3															
Avg. Stride Freq. [Hz]	2.5	2.5	2.4	2.4															
Avg. Stride Length [m]	6.3	7.8	7.5	7.5															





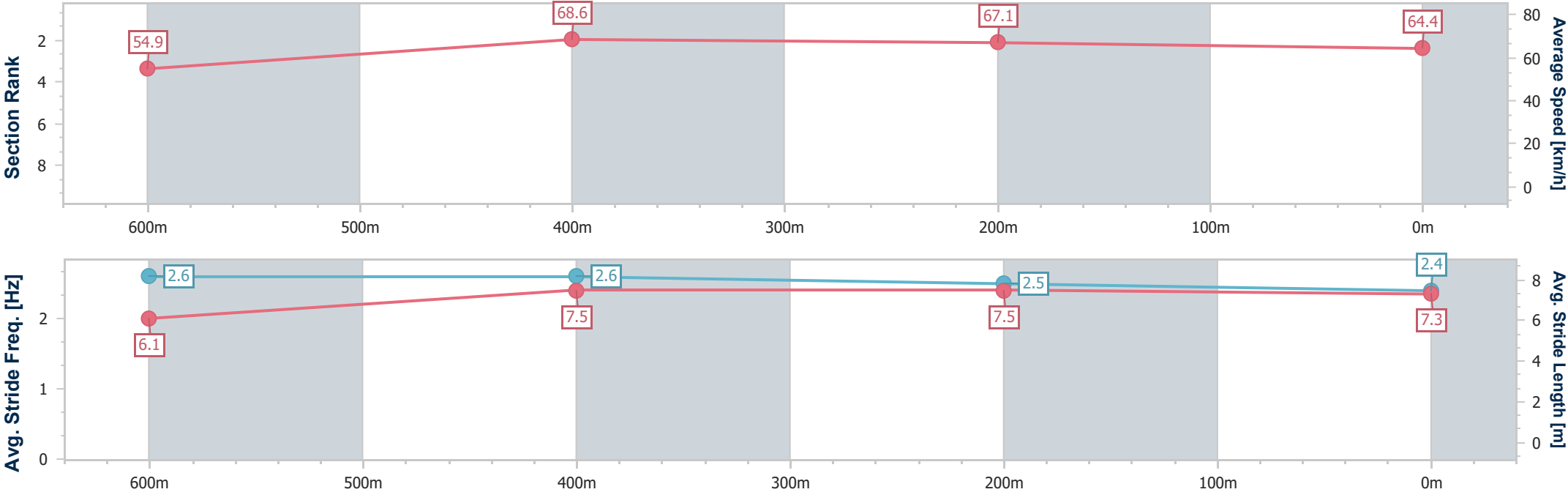
Horse/Jockey Name	Diamantina Rose
Final Rank	2
Fastest Section Time (Section)	0:10.50 (600m)
Top Speed [km/h] (Section)	70.5 (Overall)
Race State	Finished



IpswichProfessional
Race 2: THE ADAM DAVE MICK SHUFFLE Class 2 Handicap - 800m
03 January 2026 - 12:31
Track Rating: Good 4, Weather: Fine, Rail Position: +8.5m Entire



Section	Overall	600m	400m	200m										
Section Times	0:45.52 [2] (0:13.11)	0:32.41 [2] (0:10.50)	0:21.91 [3] (0:10.71)	0:11.20 [2] (0:11.20)										
Average Speed [km/h]	54.9	68.6	67.1	64.4										
Top Speed [km/h]	70.5	70.3	68.5	65.8										
Avg. Dist. to Rail [m]	0.4	0.6	0.6	1.5										
Avg. Stride Freq. [Hz]	2.6	2.6	2.5	2.4										
Avg. Stride Length [m]	6.1	7.5	7.5	7.3										





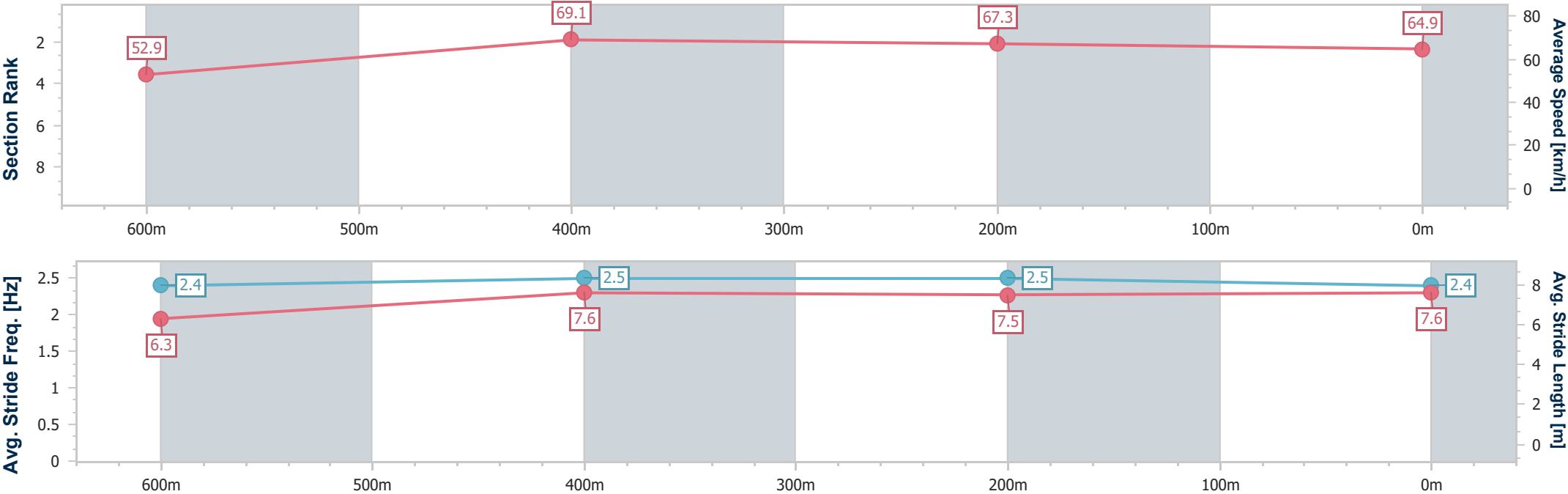
Horse/Jockey Name	Mr Playtime
Final Rank	3
Fastest Section Time (Section)	0:10.32 (600m)
Top Speed [km/h] (Section)	70.8 (Overall)
Race State	Finished



IpswichProfessional
Race 2: THE ADAM DAVE MICK SHUFFLE Class 2 Handicap - 800m
03 January 2026 - 12:31
Track Rating: Good 4, Weather: Fine, Rail Position: +8.5m Entire



Section	Overall	600m	400m	200m										
Section Times	0:45.54 [3] (0:13.58)	0:31.96 [4] (0:10.32)	0:21.64 [5] (0:10.54)	0:11.10 [4] (0:11.10)										
Average Speed [km/h]	52.9	69.1	67.3	64.9										
Top Speed [km/h]	70.8	70.7	67.9	66.2										
Avg. Dist. to Rail [m]	1.3	2.4	3.5	0.8										
Avg. Stride Freq. [Hz]	2.4	2.5	2.5	2.4										
Avg. Stride Length [m]	6.3	7.6	7.5	7.6										





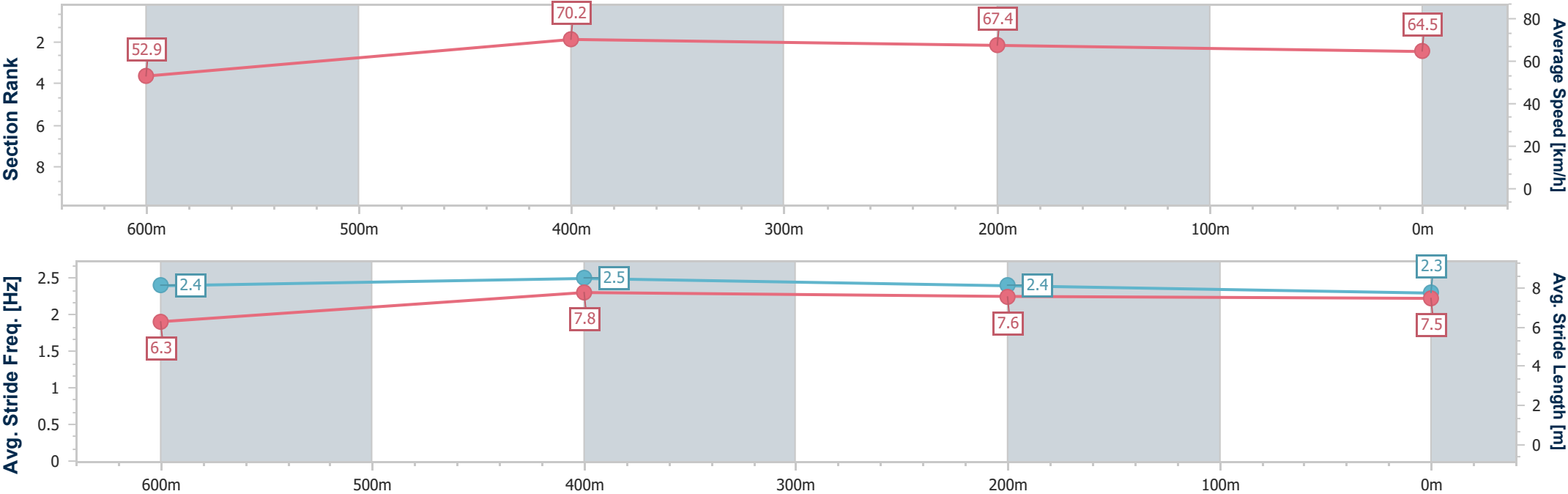
Horse/Jockey Name	Minor Key
Final Rank	4
Fastest Section Time (Section)	0:10.24 (600m)
Top Speed [km/h] (Section)	71.4 (600m)
Race State	Finished



IpswichProfessional
Race 2: THE ADAM DAVE MICK SHUFFLE Class 2 Handicap - 800m
03 January 2026 - 12:31
Track Rating: Good 4, Weather: Fine, Rail Position: +8.5m Entire



Section	Overall	600m	400m	200m										
Section Times	0:45.66 [4] (0:13.60)	0:32.06 [5] (0:10.24)	0:21.82 [4] (0:10.66)	0:11.16 [5] (0:11.16)										
Average Speed [km/h]	52.9	70.2	67.4	64.5										
Top Speed [km/h]	70.8	71.4	68.2	67.3										
Avg. Dist. to Rail [m]	1.6	0.5	0.6	3.4										
Avg. Stride Freq. [Hz]	2.4	2.5	2.4	2.3										
Avg. Stride Length [m]	6.3	7.8	7.6	7.5										





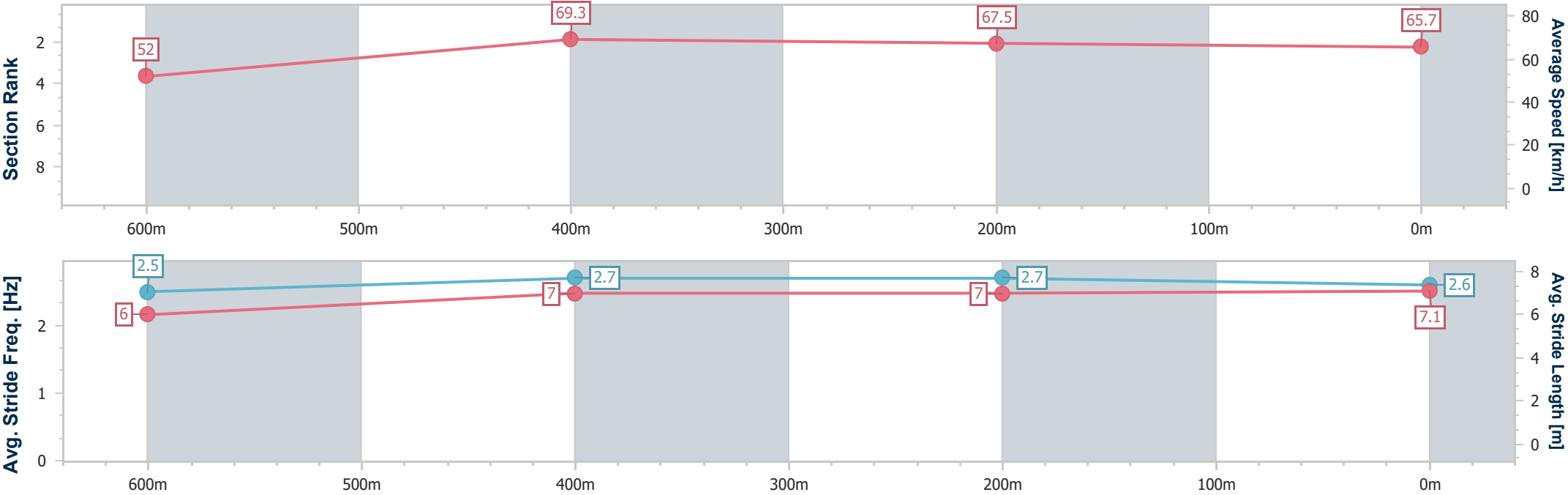
Horse/Jockey Name	Heavenly Az
Final Rank	5
Fastest Section Time (Section)	0:10.32 (600m)
Top Speed [km/h] (Section)	70.7 (600m)
Race State	Finished



IpswichProfessional
Race 2: THE ADAM DAVE MICK SHUFFLE Class 2 Handicap -
800m
03 January 2026 - 12:31
Track Rating: Good 4, Weather: Fine, Rail Position: +8.5m Entire



Section	Overall	600m	400m	200m										
Section Times	0:45.70 [5] (0:13.82)	0:31.88 [6] (0:10.32)	0:21.56 [6] (0:10.57)	0:10.99 [6] (0:10.99)										
Average Speed [km/h]	52.0	69.3	67.5	65.7										
Top Speed [km/h]	67.7	70.7	68.9	68.0										
Avg. Dist. to Rail [m]	5.1	1.9	1.2	1.2										
Avg. Stride Freq. [Hz]	2.5	2.7	2.7	2.6										
Avg. Stride Length [m]	6.0	7.0	7.0	7.1										





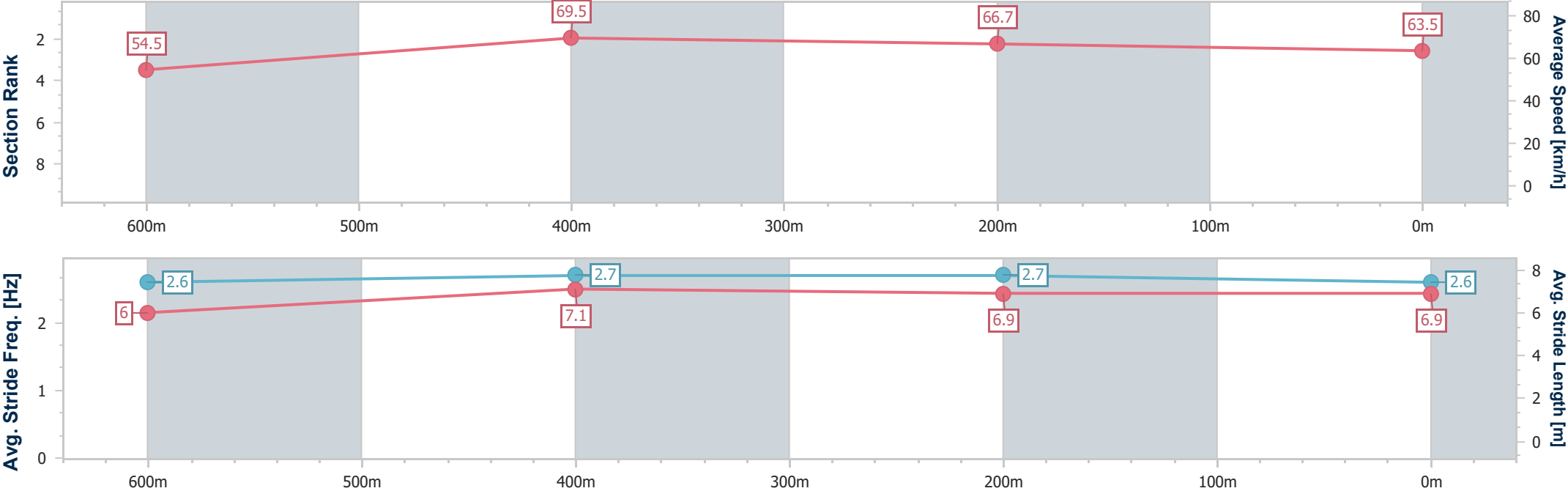
Horse/Jockey Name	Charlotte's Here
Final Rank	6
Fastest Section Time (Section)	0:10.33 (600m)
Top Speed [km/h] (Section)	71.3 (Overall)
Race State	Finished



IpswichProfessional
Race 2: THE ADAM DAVE MICK SHUFFLE Class 2 Handicap -
800m
03 January 2026 - 12:31
Track Rating: Good 4, Weather: Fine, Rail Position: +8.5m Entire



Section	Overall	600m	400m	200m										
Section Times	0:45.72 [6] (0:13.25)	0:32.47 [3] (0:10.33)	0:22.14 [2] (0:10.79)	0:11.35 [3] (0:11.35)										
Average Speed [km/h]	54.5	69.5	66.7	63.5										
Top Speed [km/h]	71.3	70.4	68.4	66.0										
Avg. Dist. to Rail [m]	6.2	1.6	0.8	2.1										
Avg. Stride Freq. [Hz]	2.6	2.7	2.7	2.6										
Avg. Stride Length [m]	6.0	7.1	6.9	6.9										





Horse/Jockey Name	Amaya's Secret
Final Rank	-
Fastest Section Time (Section)	-:--:--
Top Speed [km/h] (Section)	--.-
Race State	DidNotTrack



IpswichProfessional
Race 2: THE ADAM DAVE MICK SHUFFLE Class 2 Handicap -
800m
03 January 2026 - 12:31
Track Rating: Good 4, Weather: Fine, Rail Position: +8.5m Entire



Section	Overall	600m	400m	200m									
Section Times	-:--:--	-:--:--	-:--:--	-:--:--									
Average Speed [km/h]	--.-	--.-	--.-	--.-									
Top Speed [km/h]	--.-	--.-	--.-	--.-									
Avg. Dist. to Rail [m]	.-	.-	.-	.-									
Avg. Stride Freq. [Hz]	--.-	--.-	--.-	--.-									
Avg. Stride Length [m]	--.-	--.-	--.-	--.-									

- [] Ranking at each section and finish
- :--:-- No data available at this section
- NA No data available

Track Rating: Good 4, Weather: Fine, Rail Position: +8.5m Entire

Section					Overall		1000m		800m		600m		400m		200m		Last 600m		
Field Times					1:10.16 (0:13.31)		0:56.85 (0:10.73)		0:46.12 (0:11.24)		0:34.88 (0:11.15)		0:23.73 (0:11.39)		0:12.34 (0:12.34)		0:34.88		
Rank	TAB	Horse/Jockey	Barrier	Top Speed [km/h]	Fastest Section	Margin													Distance Travelled [m]
1	4	CARBONARA	6	70.8	0:10.73	1:10.16 [1]	0:56.85 [1]	0:46.12 [1]	0:34.88 [1]	0:23.73 [1]	0:12.34 [1]	1:10.16	0:34.88						
		Vlad Duric		Overall	1000m	(0:13.31)	(0:10.73)	(0:11.24)	(0:11.15)	(0:11.39)	(0:12.34)								
2	3	YEAH BUDDY	8	69.4	0:10.71	1:10.95 [2]	0:57.21 [6]	0:46.50 [5]	0:35.27 [4]	0:23.85 [4]	0:12.11 [4]	4.67L	0:35.27	+4					
		Les Tilley		1000m	1000m	(0:13.74)	(0:10.71)	(0:11.23)	(0:11.42)	(0:11.74)	(0:12.11)								
3	7	CHAYSE 'N' BODHI	11	69.2	0:10.72	1:10.96 [3]	0:56.92 [10]	0:46.20 [10]	0:34.84 [10]	0:23.33 [9]	0:11.67 [9]	4.71L	0:34.84	+3					
		Chelsea Baker		1000m	1000m	(0:14.04)	(0:10.72)	(0:11.36)	(0:11.51)	(0:11.66)	(0:11.67)								
4	11	SAN GIMIGNANO	3	68.6	0:10.90	1:11.22 [4]	0:57.58 [5]	0:46.68 [7]	0:35.37 [7]	0:23.83 [7]	0:12.22 [5]	6.23L	0:35.37	-2					
		Olivia Kendal		Overall	1000m	(0:13.64)	(0:10.90)	(0:11.31)	(0:11.54)	(0:11.61)	(0:12.22)								
5	12	NASIRON	2	68.8	0:10.75	1:11.24 [5]	0:57.33 [9]	0:46.58 [9]	0:35.17 [9]	0:23.77 [8]	0:12.19 [7]	6.33L	0:35.17	-1					
		Heavelon VanDerHoven		Overall	1000m	(0:13.91)	(0:10.75)	(0:11.41)	(0:11.40)	(0:11.58)	(0:12.19)								
6	5	BODYSNATCHER	13	71.0	0:10.76	1:11.31 [6]	0:57.86 [2]	0:47.10 [2]	0:35.80 [3]	0:24.46 [3]	0:12.48 [3]	6.73L	0:35.80	+3					
		Justin Huxtable		Overall	1000m	(0:13.45)	(0:10.76)	(0:11.30)	(0:11.34)	(0:11.98)	(0:12.48)								
7	1	GRANDSTANDER	5	69.3	0:10.76	1:11.38 [7]	0:57.61 [8]	0:46.85 [6]	0:35.57 [6]	0:24.18 [5]	0:12.35 [6]	7.19L	0:35.57	+3					
		Michael Murphy		1000m	1000m	(0:13.77)	(0:10.76)	(0:11.28)	(0:11.39)	(0:11.83)	(0:12.35)								
8	9	YOUMEANDDUPRE	1	71.4	0:10.69	1:11.44 [8]	0:57.91 [3]	0:47.22 [3]	0:36.02 [2]	0:24.73 [2]	0:12.92 [2]	7.51L	0:36.02	-3					
		Bella Youngberry		Overall	1000m	(0:13.53)	(0:10.69)	(0:11.20)	(0:11.29)	(0:11.81)	(0:12.92)								
9	2	MEANER THAN MOST	7	70.4	0:10.79	1:12.02 [9]	0:58.44 [4]	0:47.65 [4]	0:36.32 [5]	0:24.74 [6]	0:12.91 [8]	10.92L	0:36.32	+2					
		Micheal Hellyer		1000m	1000m	(0:13.58)	(0:10.79)	(0:11.33)	(0:11.58)	(0:11.83)	(0:12.91)								
10	6	SON OF A LIE	10	69.2	0:10.85	1:12.46 [10]	0:58.71 [7]	0:47.86 [8]	0:36.51 [8]	0:24.66 [10]	0:12.68 [10]	13.54L	0:36.51	+6					
		Dale Smith		1000m	1000m	(0:13.75)	(0:10.85)	(0:11.35)	(0:11.85)	(0:11.98)	(0:12.68)								

Scratched: Laetoli (#8), Global Currency (#10), Kayako (#13)



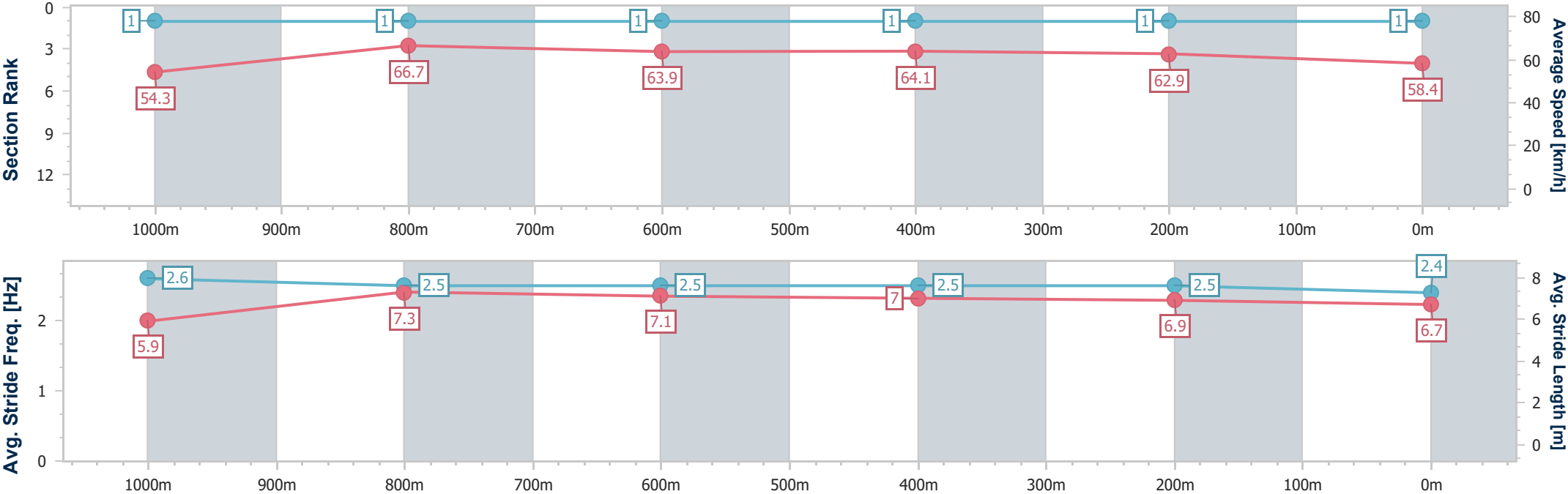
Horse/Jockey Name	Carbonara
Final Rank	1
Fastest Section Time (Section)	0:10.73 (1000m)
Top Speed [km/h] (Section)	70.8 (Overall)
Race State	Finished



IpswichProfessional
Race 3: TAB QTIS Three-Year-Old Maiden Handicap - 1200m
03 January 2026 - 13:11
Track Rating: Good 4, Weather: Fine, Rail Position: +8.5m Entire



Section	Overall	1000m	800m	600m	400m	200m								
Section Times	1:10.16 [1] (0:13.31)	0:56.85 [1] (0:10.73)	0:46.12 [1] (0:11.24)	0:34.88 [1] (0:11.15)	0:23.73 [1] (0:11.39)	0:12.34 [1] (0:12.34)								
Average Speed [km/h]	54.3	66.7	63.9	64.1	62.9	58.4								
Top Speed [km/h]	70.8	70.1	65.0	65.3	63.7	61.6								
Avg. Dist. to Rail [m]	4.8	0.9	0.9	1.8	1.4	0.9								
Avg. Stride Freq. [Hz]	2.6	2.5	2.5	2.5	2.5	2.4								
Avg. Stride Length [m]	5.9	7.3	7.1	7.0	6.9	6.7								





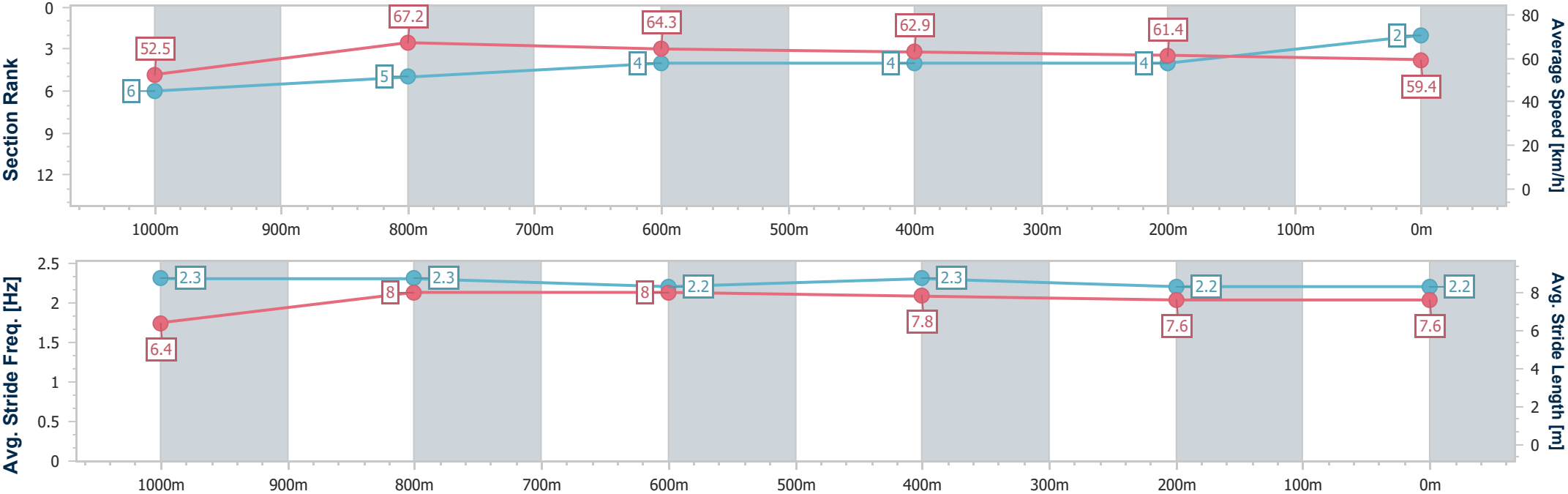
Horse/Jockey Name	Yeah Buddy
Final Rank	2
Fastest Section Time (Section)	0:10.71 (1000m)
Top Speed [km/h] (Section)	69.4 (1000m)
Race State	Finished



IpswichProfessional
Race 3: TAB QTIS Three-Year-Old Maiden Handicap - 1200m
03 January 2026 - 13:11
Track Rating: Good 4, Weather: Fine, Rail Position: +8.5m Entire



Section	Overall	1000m	800m	600m	400m	200m							
Section Times	1:10.95 [2] (0:13.74)	0:57.21 [6] (0:10.71)	0:46.50 [5] (0:11.23)	0:35.27 [4] (0:11.42)	0:23.85 [4] (0:11.74)	0:12.11 [4] (0:12.11)							
Average Speed [km/h]	52.5	67.2	64.3	62.9	61.4	59.4							
Top Speed [km/h]	69.2	69.4	65.7	64.1	62.5	60.8							
Avg. Dist. to Rail [m]	6.0	0.7	0.3	0.1	0.9	1.6							
Avg. Stride Freq. [Hz]	2.3	2.3	2.2	2.3	2.2	2.2							
Avg. Stride Length [m]	6.4	8.0	8.0	7.8	7.6	7.6							





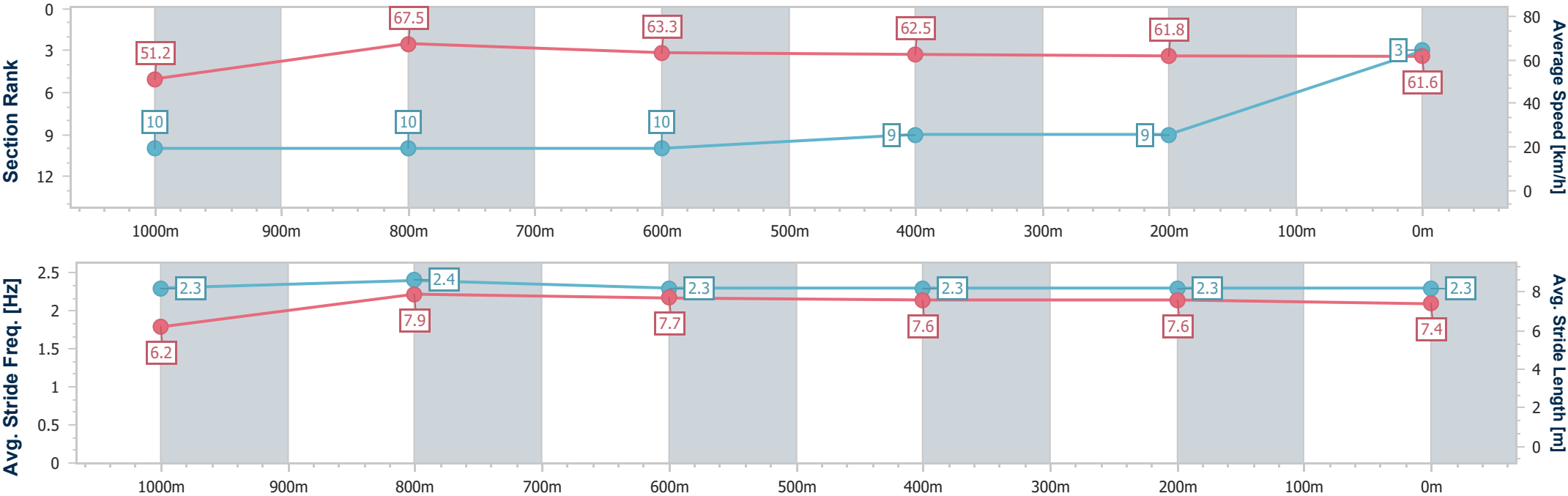
Horse/Jockey Name	Chayse 'N' Bodhi
Final Rank	3
Fastest Section Time (Section)	0:10.72 (1000m)
Top Speed [km/h] (Section)	69.2 (1000m)
Race State	Finished



IpswichProfessional
Race 3: TAB QTIS Three-Year-Old Maiden Handicap - 1200m
03 January 2026 - 13:11
Track Rating: Good 4, Weather: Fine, Rail Position: +8.5m Entire



Section	Overall	1000m	800m	600m	400m	200m							
Section Times	1:10.96 [3] (0:14.04)	0:56.92 [10] (0:10.72)	0:46.20 [10] (0:11.36)	0:34.84 [10] (0:11.51)	0:23.33 [9] (0:11.66)	0:11.67 [9] (0:11.67)							
Average Speed [km/h]	51.2	67.5	63.3	62.5	61.8	61.6							
Top Speed [km/h]	68.4	69.2	64.8	64.7	63.2	62.3							
Avg. Dist. to Rail [m]	7.5	0.5	0.4	0.5	1.7	5.1							
Avg. Stride Freq. [Hz]	2.3	2.4	2.3	2.3	2.3	2.3							
Avg. Stride Length [m]	6.2	7.9	7.7	7.6	7.6	7.4							





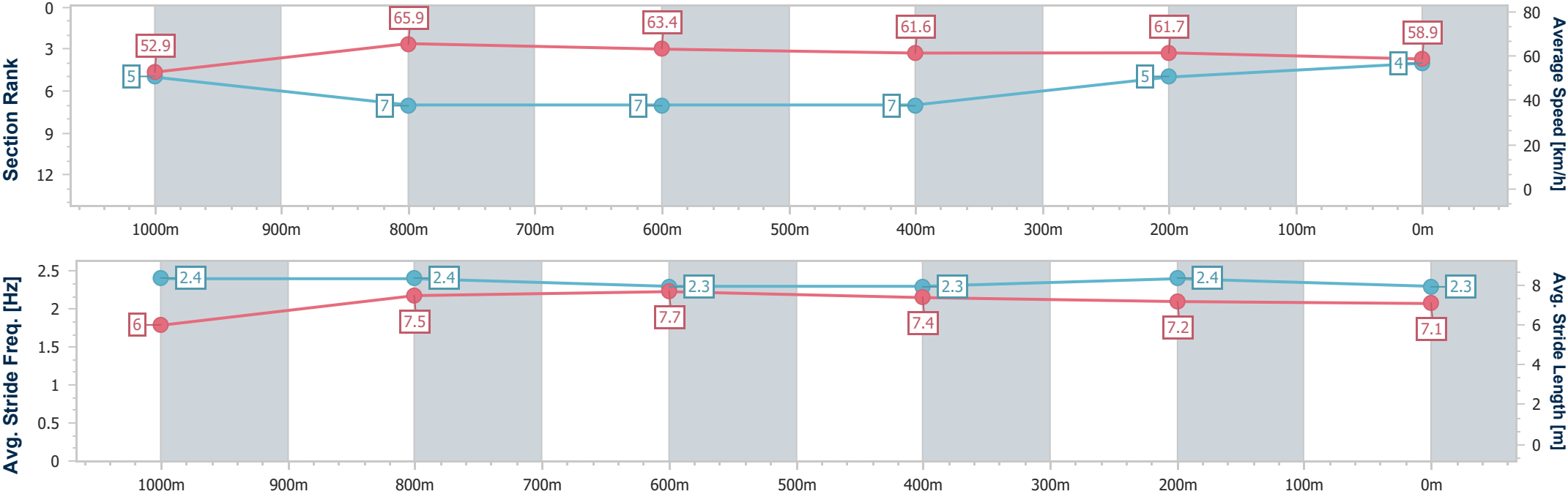
Horse/Jockey Name	San Gimignano
Final Rank	4
Fastest Section Time (Section)	0:10.90 (1000m)
Top Speed [km/h] (Section)	68.6 (Overall)
Race State	Finished



IpswichProfessional
Race 3: TAB QTIS Three-Year-Old Maiden Handicap - 1200m
03 January 2026 - 13:11
Track Rating: Good 4, Weather: Fine, Rail Position: +8.5m Entire



Section	Overall	1000m	800m	600m	400m	200m							
Section Times	1:11.22 [4] (0:13.64)	0:57.58 [5] (0:10.90)	0:46.68 [7] (0:11.31)	0:35.37 [7] (0:11.54)	0:23.83 [7] (0:11.61)	0:12.22 [5] (0:12.22)							
Average Speed [km/h]	52.9	65.9	63.4	61.6	61.7	58.9							
Top Speed [km/h]	68.6	68.2	63.9	62.8	62.4	61.5							
Avg. Dist. to Rail [m]	2.7	0.2	1.4	2.4	2.2	1.0							
Avg. Stride Freq. [Hz]	2.4	2.4	2.3	2.3	2.4	2.3							
Avg. Stride Length [m]	6.0	7.5	7.7	7.4	7.2	7.1							





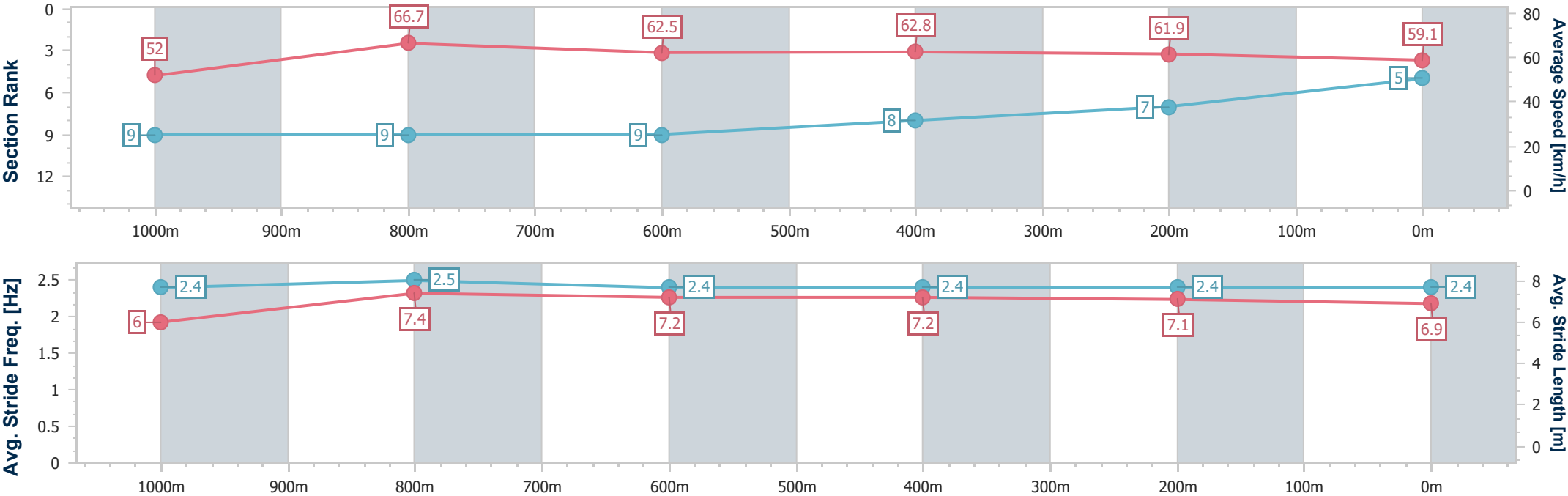
Horse/Jockey Name	Nasiron
Final Rank	5
Fastest Section Time (Section)	0:10.75 (1000m)
Top Speed [km/h] (Section)	68.8 (Overall)
Race State	Finished



IpswichProfessional
Race 3: TAB QTIS Three-Year-Old Maiden Handicap - 1200m
03 January 2026 - 13:11
Track Rating: Good 4, Weather: Fine, Rail Position: +8.5m Entire



Section	Overall	1000m	800m	600m	400m	200m							
Section Times	1:11.24 [5] (0:13.91)	0:57.33 [9] (0:10.75)	0:46.58 [9] (0:11.41)	0:35.17 [9] (0:11.40)	0:23.77 [8] (0:11.58)	0:12.19 [7] (0:12.19)							
Average Speed [km/h]	52.0	66.7	62.5	62.8	61.9	59.1							
Top Speed [km/h]	68.8	68.4	64.5	64.5	63.3	62.5							
Avg. Dist. to Rail [m]	1.7	1.5	2.5	1.7	0.6	0.8							
Avg. Stride Freq. [Hz]	2.4	2.5	2.4	2.4	2.4	2.4							
Avg. Stride Length [m]	6.0	7.4	7.2	7.2	7.1	6.9							





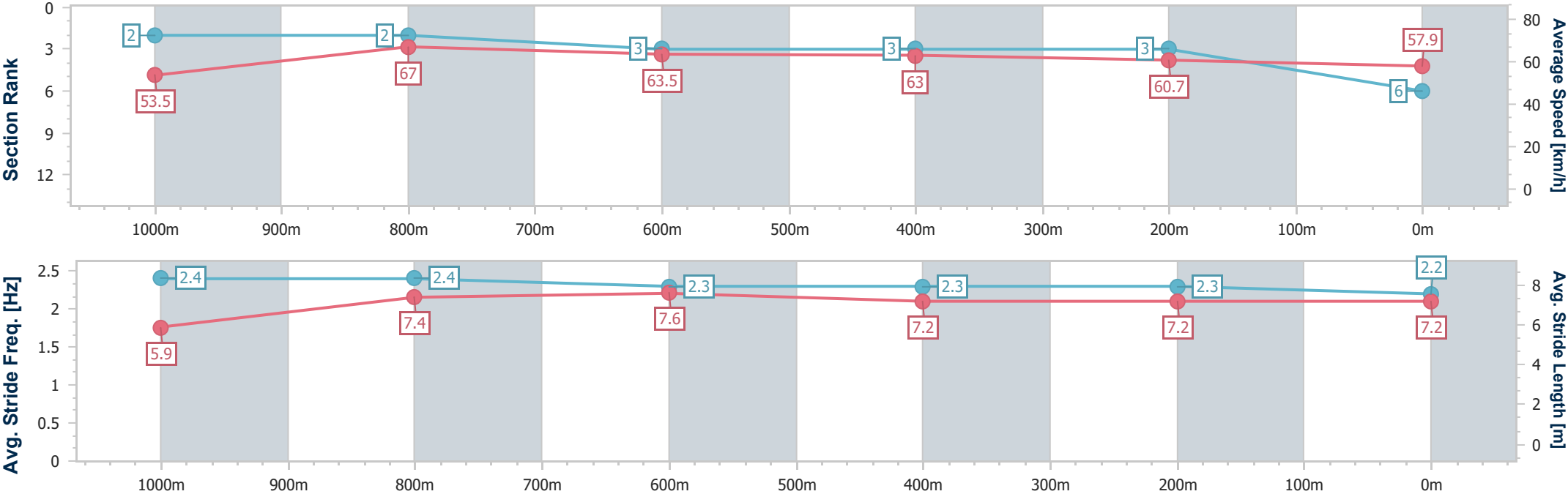
Horse/Jockey Name	Bodysnatcher
Final Rank	6
Fastest Section Time (Section)	0:10.76 (1000m)
Top Speed [km/h] (Section)	71.0 (Overall)
Race State	Finished



IpswichProfessional
Race 3: TAB QTIS Three-Year-Old Maiden Handicap - 1200m
03 January 2026 - 13:11
Track Rating: Good 4, Weather: Fine, Rail Position: +8.5m Entire



Section	Overall	1000m	800m	600m	400m	200m							
Section Times	1:11.31 [6] (0:13.45)	0:57.86 [2] (0:10.76)	0:47.10 [2] (0:11.30)	0:35.80 [3] (0:11.34)	0:24.46 [3] (0:11.98)	0:12.48 [3] (0:12.48)							
Average Speed [km/h]	53.5	67.0	63.5	63.0	60.7	57.9							
Top Speed [km/h]	71.0	70.7	64.3	64.5	62.6	59.1							
Avg. Dist. to Rail [m]	9.5	1.1	1.2	1.2	2.4	2.8							
Avg. Stride Freq. [Hz]	2.4	2.4	2.3	2.3	2.3	2.2							
Avg. Stride Length [m]	5.9	7.4	7.6	7.2	7.2	7.2							





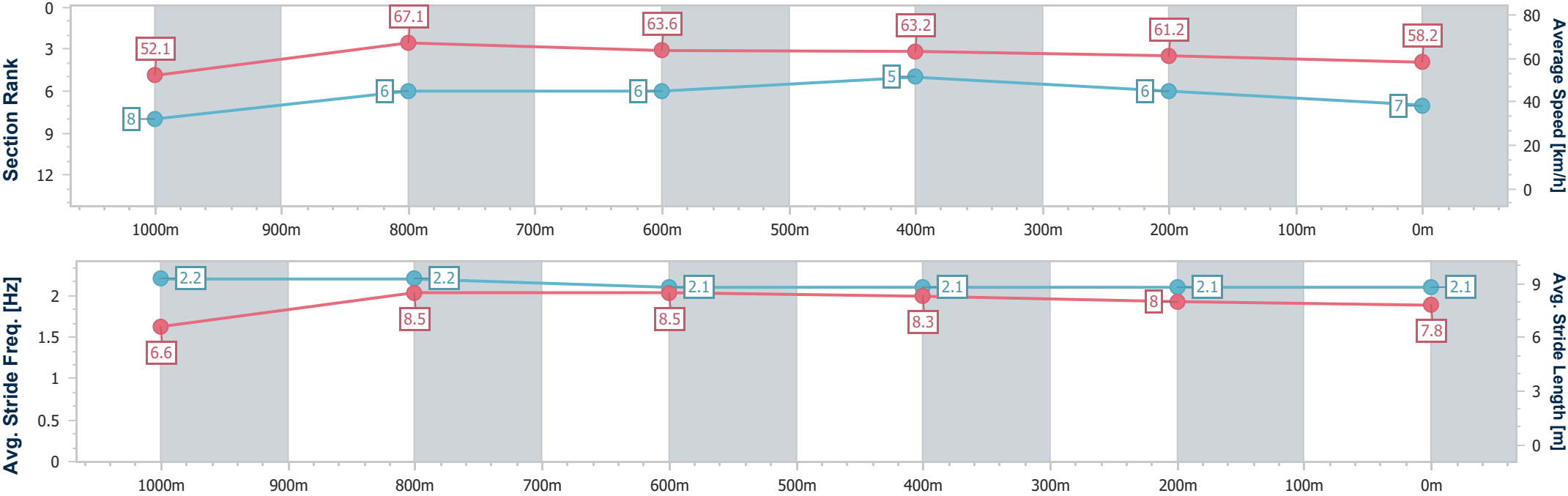
Horse/Jockey Name	Grandstander
Final Rank	7
Fastest Section Time (Section)	0:10.76 (1000m)
Top Speed [km/h] (Section)	69.3 (1000m)
Race State	Finished



IpswichProfessional
Race 3: TAB QTIS Three-Year-Old Maiden Handicap - 1200m
03 January 2026 - 13:11
Track Rating: Good 4, Weather: Fine, Rail Position: +8.5m Entire



Section	Overall	1000m	800m	600m	400m	200m							
Section Times	1:11.38 [7] (0:13.77)	0:57.61 [8] (0:10.76)	0:46.85 [6] (0:11.28)	0:35.57 [6] (0:11.39)	0:24.18 [5] (0:11.83)	0:12.35 [6] (0:12.35)							
Average Speed [km/h]	52.1	67.1	63.6	63.2	61.2	58.2							
Top Speed [km/h]	69.2	69.3	64.3	64.1	62.8	59.8							
Avg. Dist. to Rail [m]	3.8	0.4	0.6	0.3	2.1	4.6							
Avg. Stride Freq. [Hz]	2.2	2.2	2.1	2.1	2.1	2.1							
Avg. Stride Length [m]	6.6	8.5	8.5	8.3	8.0	7.8							





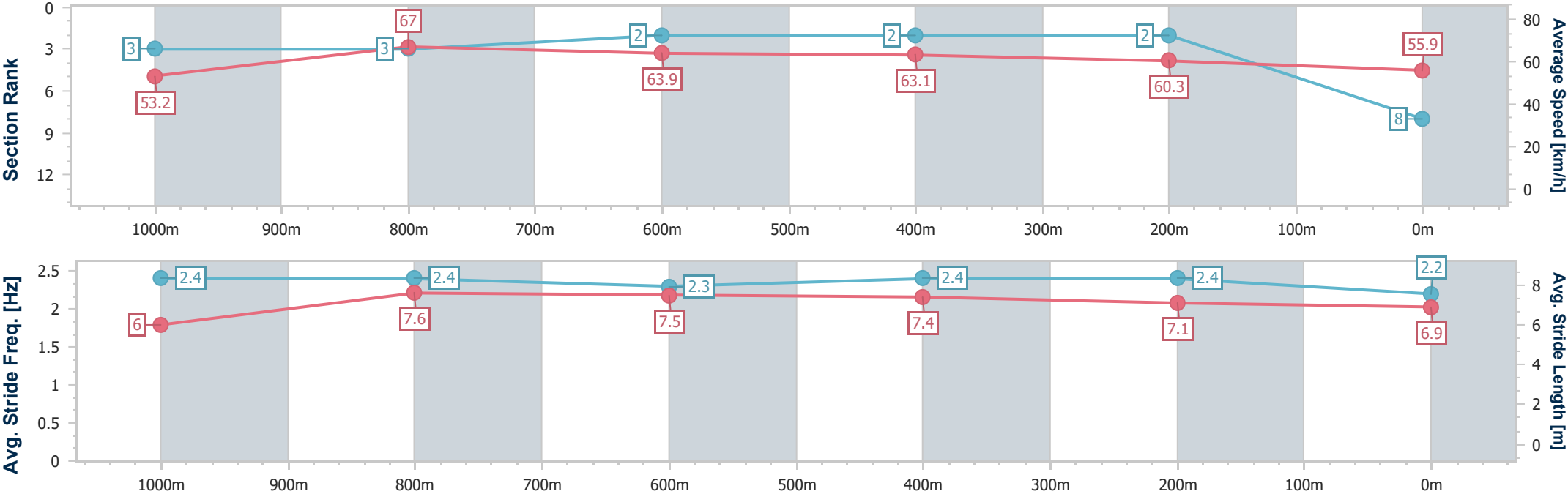
Horse/Jockey Name	Youmeanddupre
Final Rank	8
Fastest Section Time (Section)	0:10.69 (1000m)
Top Speed [km/h] (Section)	71.4 (Overall)
Race State	Finished



IpswichProfessional
Race 3: TAB QTIS Three-Year-Old Maiden Handicap - 1200m
03 January 2026 - 13:11
Track Rating: Good 4, Weather: Fine, Rail Position: +8.5m Entire



Section	Overall	1000m	800m	600m	400m	200m							
Section Times	1:11.44 [8] (0:13.53)	0:57.91 [3] (0:10.69)	0:47.22 [3] (0:11.20)	0:36.02 [2] (0:11.29)	0:24.73 [2] (0:11.81)	0:12.92 [2] (0:12.92)							
Average Speed [km/h]	53.2	67.0	63.9	63.1	60.3	55.9							
Top Speed [km/h]	71.4	70.8	65.5	64.0	64.0	58.3							
Avg. Dist. to Rail [m]	1.0	1.2	2.1	2.5	2.7	3.2							
Avg. Stride Freq. [Hz]	2.4	2.4	2.3	2.4	2.4	2.2							
Avg. Stride Length [m]	6.0	7.6	7.5	7.4	7.1	6.9							





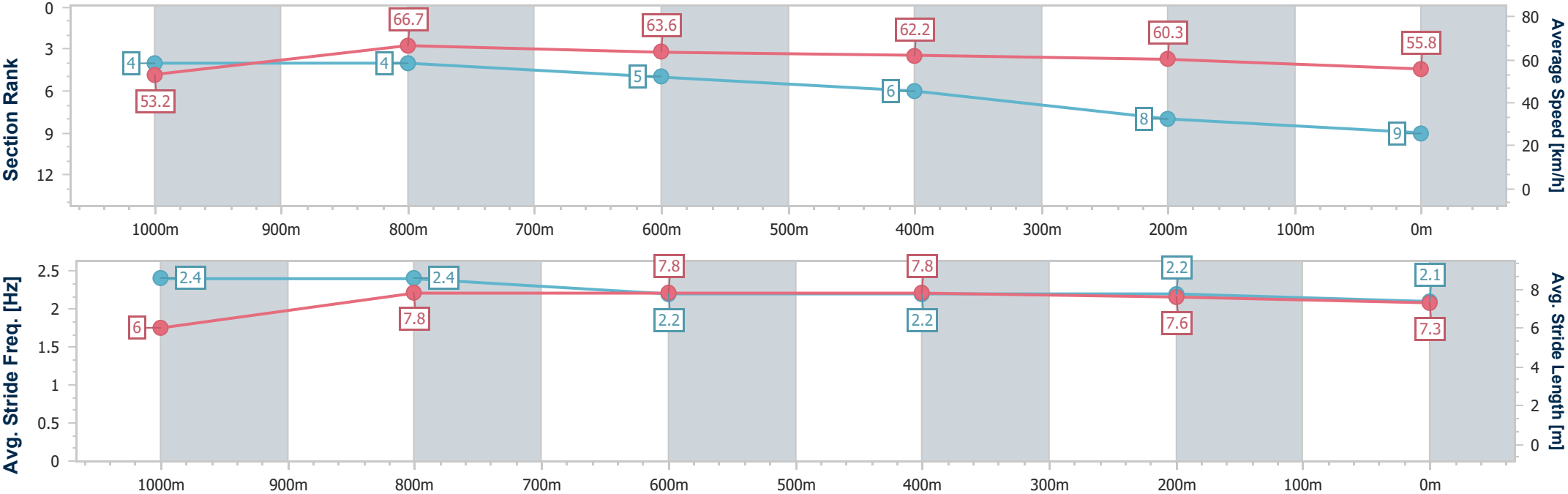
Horse/Jockey Name	Meaner Than Most
Final Rank	9
Fastest Section Time (Section)	0:10.79 (1000m)
Top Speed [km/h] (Section)	70.4 (1000m)
Race State	Finished



IpswichProfessional
Race 3: TAB QTIS Three-Year-Old Maiden Handicap - 1200m
03 January 2026 - 13:11
Track Rating: Good 4, Weather: Fine, Rail Position: +8.5m Entire



Section	Overall	1000m	800m	600m	400m	200m							
Section Times	1:12.02 [9] (0:13.58)	0:58.44 [4] (0:10.79)	0:47.65 [4] (0:11.33)	0:36.32 [5] (0:11.58)	0:24.74 [6] (0:11.83)	0:12.91 [8] (0:12.91)							
Average Speed [km/h]	53.2	66.7	63.6	62.2	60.3	55.8							
Top Speed [km/h]	69.8	70.4	64.6	63.4	61.4	59.5							
Avg. Dist. to Rail [m]	6.1	0.6	0.4	0.4	1.3	1.0							
Avg. Stride Freq. [Hz]	2.4	2.4	2.2	2.2	2.2	2.1							
Avg. Stride Length [m]	6.0	7.8	7.8	7.8	7.6	7.3							





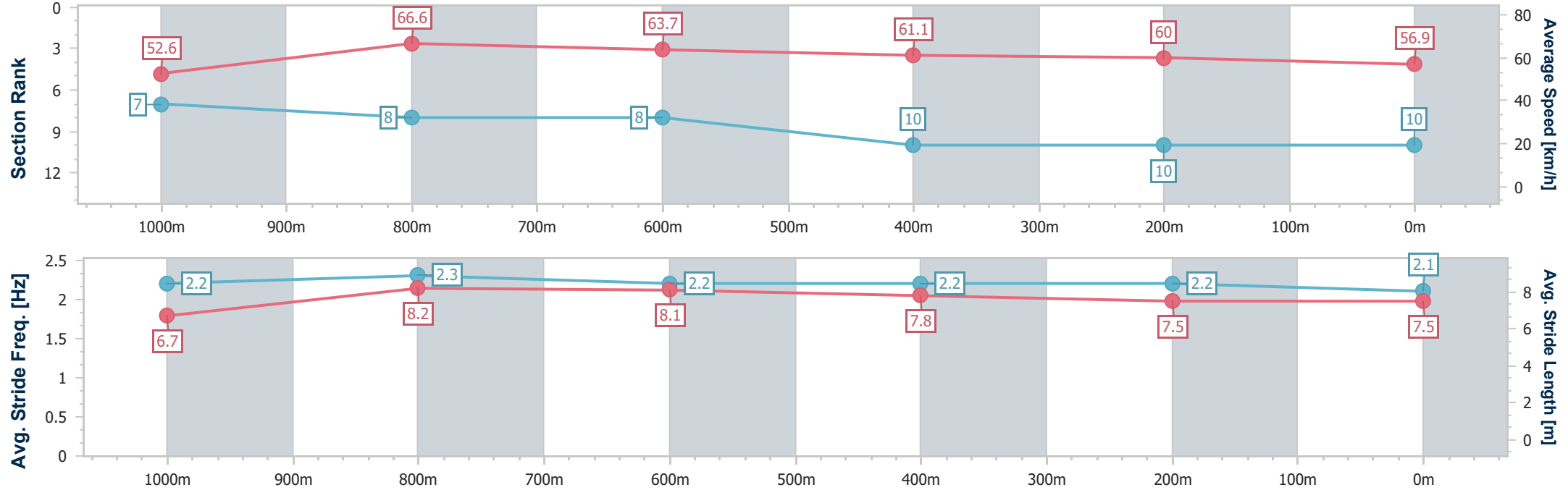
Horse/Jockey Name	Son Of A Lie
Final Rank	10
Fastest Section Time (Section)	0:10.85 (1000m)
Top Speed [km/h] (Section)	69.2 (1000m)
Race State	Finished



IpswichProfessional
Race 3: TAB QTIS Three-Year-Old Maiden Handicap - 1200m
03 January 2026 - 13:11
Track Rating: Good 4, Weather: Fine, Rail Position: +8.5m Entire



Section	Overall	1000m	800m	600m	400m	200m							
Section Times	1:12.46 [10] (0:13.75)	0:58.71 [7] (0:10.85)	0:47.86 [8] (0:11.35)	0:36.51 [8] (0:11.85)	0:24.66 [10] (0:11.98)	0:12.68 [10] (0:12.68)							
Average Speed [km/h]	52.6	66.6	63.7	61.1	60.0	56.9							
Top Speed [km/h]	68.7	69.2	64.6	62.8	60.6	60.5							
Avg. Dist. to Rail [m]	7.5	2.0	0.8	1.3	0.3	0.3							
Avg. Stride Freq. [Hz]	2.2	2.3	2.2	2.2	2.2	2.1							
Avg. Stride Length [m]	6.7	8.2	8.1	7.8	7.5	7.5							





IpswichProfessional

Race 4: MARSHALL TURNS 18 QTIS Three-Year-Old Maiden Handicap - 1200m

03 January 2026 - 13:47



Track Rating: Good 4, Weather: Fine, Rail Position: +8.5m Entire

Section						Overall	1000m	800m	600m	400m	200m	Last 600m	
Field Times						1:09.08 (0:13.45)	0:55.63 (0:10.62)	0:45.01 (0:10.89)	0:34.12 (0:11.25)	0:22.87 (0:11.23)	0:11.64 (0:11.64)	0:34.12	
Rank	TAB	Horse/Jockey	Barrier	Top Speed [km/h]	Fastest Section							Margin	Distance Travelled [m]
1	4	HUNTER'S MATE	5	70.0	0:10.62	1:09.08 [1]	0:55.63 [1]	0:45.01 [1]	0:34.12 [1]	0:22.87 [1]	0:11.64 [1]	1:09.08	0:34.12
		Adin Thompson		Overall	1000m	(0:13.45)	(0:10.62)	(0:10.89)	(0:11.25)	(0:11.23)	(0:11.64)		
2	6	STEIN	10	69.2	0:10.68	1:09.62 [2]	0:55.95 [2]	0:45.27 [2]	0:34.34 [2]	0:23.22 [2]	0:11.81 [2]	3.15L	0:34.34 +2
		Justin Huxtable		Overall	1000m	(0:13.67)	(0:10.68)	(0:10.93)	(0:11.12)	(0:11.41)	(0:11.81)		
3	5	MISHANI VISION	2	68.5	0:10.79	1:10.40 [3]	0:56.19 [7]	0:45.40 [7]	0:34.39 [7]	0:23.15 [6]	0:11.74 [5]	7.75L	0:34.39 +4
		Chloe Lowe		1000m	1000m	(0:14.21)	(0:10.79)	(0:11.01)	(0:11.24)	(0:11.41)	(0:11.74)		
4	1	LA PROFECIA	3	68.8	0:10.70	1:10.50 [4]	0:56.72 [3]	0:46.02 [3]	0:35.01 [3]	0:23.91 [3]	0:12.26 [3]	8.33L	0:35.01 +2
		Chelsea Baker		1000m	1000m	(0:13.78)	(0:10.70)	(0:11.01)	(0:11.10)	(0:11.65)	(0:12.26)		
5	8	LITTLE MISS CLASSY	12	67.0	0:10.83	1:10.80 [5]	0:56.17 [9]	0:45.34 [9]	0:34.36 [9]	0:23.24 [8]	0:11.90 [6]	10.11L	0:34.36 +5
		Jaden Lloyd		1000m	1000m	(0:14.63)	(0:10.83)	(0:10.98)	(0:11.12)	(0:11.34)	(0:11.90)		
6	2	QUANTUM OVERDRIVE	4	70.5	0:10.68	1:11.18 [6]	0:57.31 [4]	0:46.63 [4]	0:35.69 [4]	0:24.56 [4]	0:12.83 [4]	12.36L	0:35.69 +5
		Heavelon VanDerHoven		Overall	1000m	(0:13.87)	(0:10.68)	(0:10.94)	(0:11.13)	(0:11.73)	(0:12.83)		
7	11	TOI TOI	7	67.6	0:10.92	1:11.55 [7]	0:57.55 [5]	0:46.63 [6]	0:35.64 [5]	0:24.35 [5]	0:12.51 [7]	14.49L	0:35.64 +4
		Dylan Turner		Overall	1000m	(0:14.00)	(0:10.92)	(0:10.99)	(0:11.29)	(0:11.84)	(0:12.51)		
8	12	WALLY'S BOY	11	67.9	0:10.74	1:11.59 [8]	0:57.01 [8]	0:46.27 [8]	0:35.33 [8]	0:24.03 [8]	0:12.38 [8]	14.74L	0:35.33 +1
		Dale Smith		1000m	1000m	(0:14.58)	(0:10.74)	(0:10.94)	(0:11.30)	(0:11.65)	(0:12.38)		
9	7	LADY KATE	1	66.8	0:10.81	1:14.43 [9]	1:00.39 [6]	0:49.58 [5]	0:38.52 [6]	0:26.90 [7]	0:14.19 [9]	31.43L	0:38.52 +0
		Georgina Cartwright		1000m	1000m	(0:14.04)	(0:10.81)	(0:11.06)	(0:11.62)	(0:12.71)	(0:14.19)		

Scratched: Bent Bridge (#13), Kindred (#10), Pearl Of Sicily (#9), Ozzie Invader (#3)



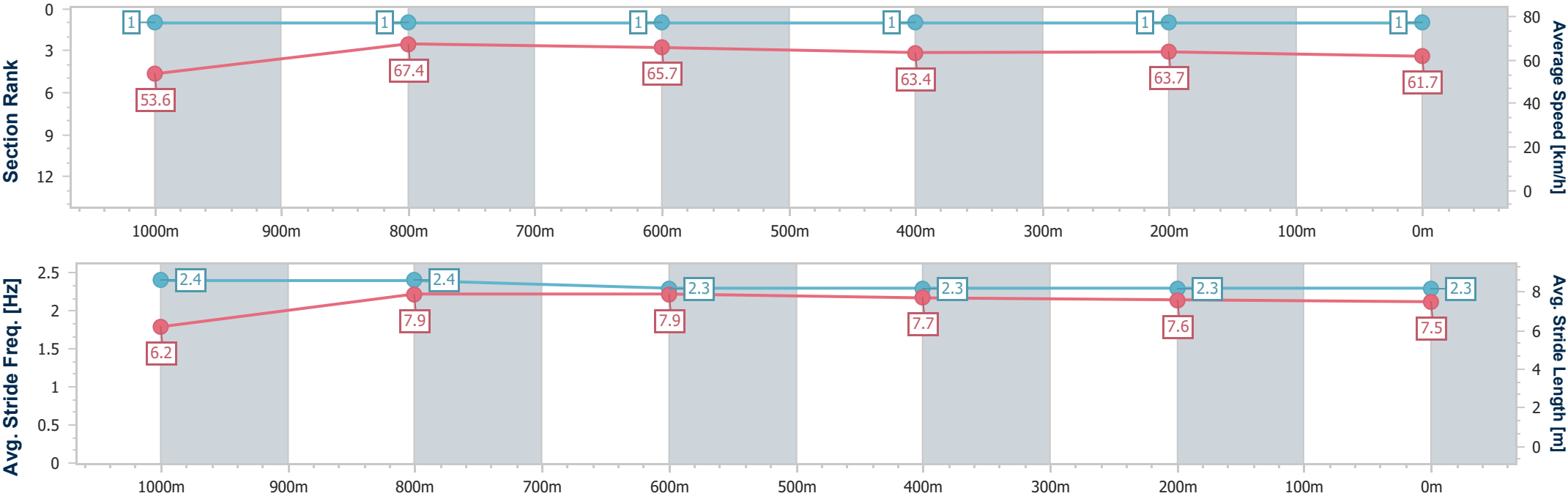
Horse/Jockey Name	Hunter's Mate
Final Rank	1
Fastest Section Time (Section)	0:10.62 (1000m)
Top Speed [km/h] (Section)	70.0 (Overall)
Race State	Finished



IpswichProfessional
Race 4: MARSHALL TURNS 18 QTIS Three-Year-Old Maiden
Handicap - 1200m
03 January 2026 - 13:47
Track Rating: Good 4, Weather: Fine, Rail Position: +8.5m Entire



Section	Overall	1000m	800m	600m	400m	200m								
Section Times	1:09.08 [1] (0:13.45)	0:55.63 [1] (0:10.62)	0:45.01 [1] (0:10.89)	0:34.12 [1] (0:11.25)	0:22.87 [1] (0:11.23)	0:11.64 [1] (0:11.64)								
Average Speed [km/h]	53.6	67.4	65.7	63.4	63.7	61.7								
Top Speed [km/h]	70.0	68.9	66.3	65.3	64.3	64.2								
Avg. Dist. to Rail [m]	3.7	1.2	1.9	2.3	2.1	2.0								
Avg. Stride Freq. [Hz]	2.4	2.4	2.3	2.3	2.3	2.3								
Avg. Stride Length [m]	6.2	7.9	7.9	7.7	7.6	7.5								





Horse/Jockey Name	Stein
Final Rank	2
Fastest Section Time (Section)	0:10.68 (1000m)
Top Speed [km/h] (Section)	69.2 (Overall)
Race State	Finished

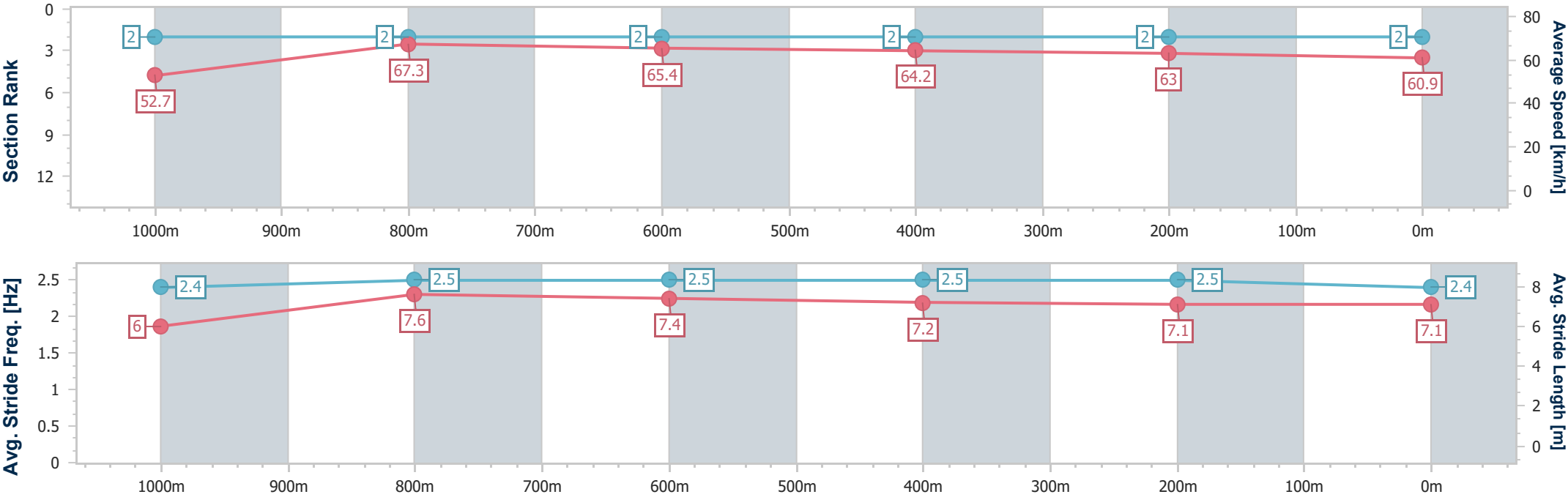


IpswichProfessional
Race 4: MARSHALL TURNS 18 QTIS Three-Year-Old Maiden
Handicap - 1200m



03 January 2026 - 13:47
Track Rating: Good 4, Weather: Fine, Rail Position: +8.5m Entire

Section	Overall	1000m	800m	600m	400m	200m								
Section Times	1:09.62 [2] (0:13.67)	0:55.95 [2] (0:10.68)	0:45.27 [2] (0:10.93)	0:34.34 [2] (0:11.12)	0:23.22 [2] (0:11.41)	0:11.81 [2] (0:11.81)								
Average Speed [km/h]	52.7	67.3	65.4	64.2	63.0	60.9								
Top Speed [km/h]	69.2	68.9	66.5	65.6	64.3	63.1								
Avg. Dist. to Rail [m]	5.4	1.1	2.2	2.0	0.4	1.3								
Avg. Stride Freq. [Hz]	2.4	2.5	2.5	2.5	2.5	2.4								
Avg. Stride Length [m]	6.0	7.6	7.4	7.2	7.1	7.1								



- [] Ranking at each section and finish
- .-.- No data available at this section
- NA No data available



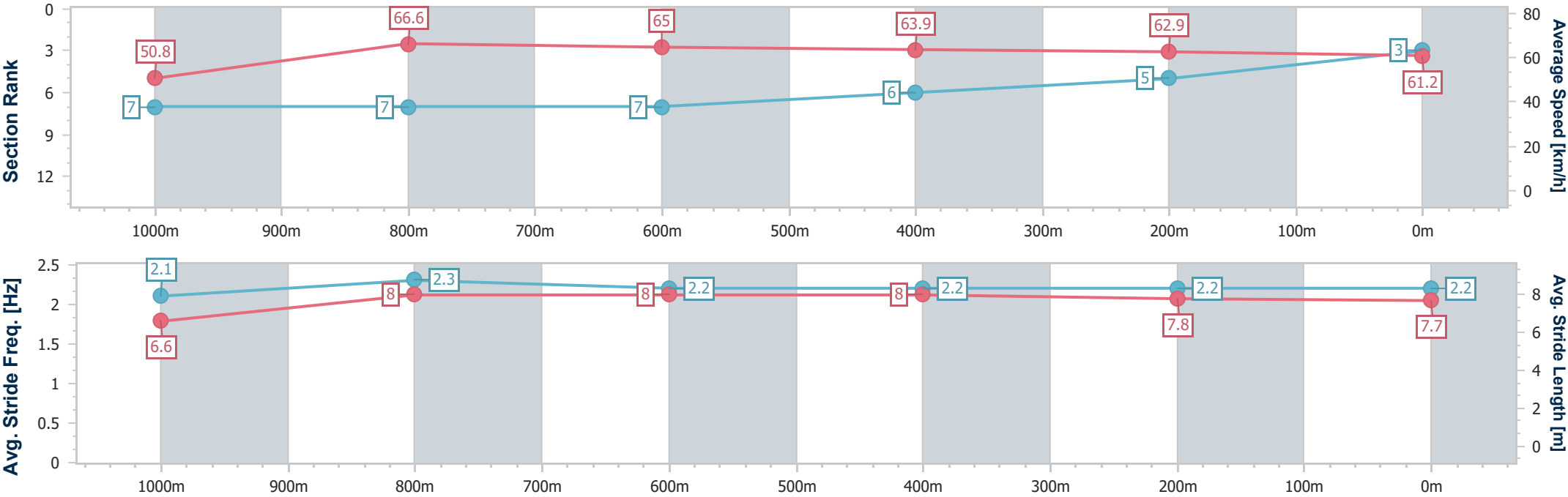
Horse/Jockey Name	Mishani Vision
Final Rank	3
Fastest Section Time (Section)	0:10.79 (1000m)
Top Speed [km/h] (Section)	68.5 (1000m)
Race State	Finished



IpswichProfessional
Race 4: MARSHALL TURNS 18 QTIS Three-Year-Old Maiden
Handicap - 1200m
03 January 2026 - 13:47
Track Rating: Good 4, Weather: Fine, Rail Position: +8.5m Entire



Section	Overall	1000m	800m	600m	400m	200m								
Section Times	1:10.40 [3] (0:14.21)	0:56.19 [7] (0:10.79)	0:45.40 [7] (0:11.01)	0:34.39 [7] (0:11.24)	0:23.15 [6] (0:11.41)	0:11.74 [5] (0:11.74)								
Average Speed [km/h]	50.8	66.6	65.0	63.9	62.9	61.2								
Top Speed [km/h]	67.5	68.5	65.8	65.3	63.3	62.8								
Avg. Dist. to Rail [m]	1.8	0.7	1.2	0.8	0.6	0.9								
Avg. Stride Freq. [Hz]	2.1	2.3	2.2	2.2	2.2	2.2								
Avg. Stride Length [m]	6.6	8.0	8.0	8.0	7.8	7.7								





Horse/Jockey Name	La Profecia
Final Rank	4
Fastest Section Time (Section)	0:10.70 (1000m)
Top Speed [km/h] (Section)	68.8 (1000m)
Race State	Finished

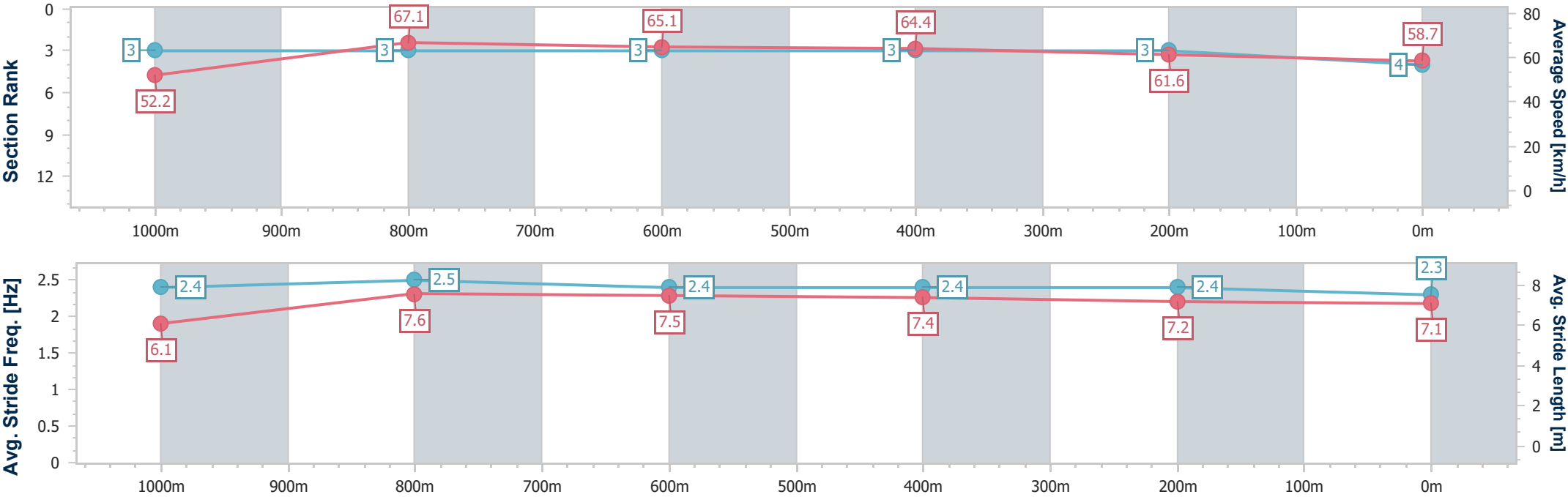


IpswichProfessional
Race 4: MARSHALL TURNS 18 QTIS Three-Year-Old Maiden
Handicap - 1200m



03 January 2026 - 13:47
Track Rating: Good 4, Weather: Fine, Rail Position: +8.5m Entire

Section	Overall	1000m	800m	600m	400m	200m							
Section Times	1:10.50 [4] (0:13.78)	0:56.72 [3] (0:10.70)	0:46.02 [3] (0:11.01)	0:35.01 [3] (0:11.10)	0:23.91 [3] (0:11.65)	0:12.26 [3] (0:12.26)							
Average Speed [km/h]	52.2	67.1	65.1	64.4	61.6	58.7							
Top Speed [km/h]	68.1	68.8	65.7	65.8	62.9	60.6							
Avg. Dist. to Rail [m]	2.8	1.1	2.0	1.7	0.6	0.6							
Avg. Stride Freq. [Hz]	2.4	2.5	2.4	2.4	2.4	2.3							
Avg. Stride Length [m]	6.1	7.6	7.5	7.4	7.2	7.1							



- [] Ranking at each section and finish
- .-.- No data available at this section
- NA No data available



Horse/Jockey Name	Little Miss Classy
Final Rank	5
Fastest Section Time (Section)	0:10.83 (1000m)
Top Speed [km/h] (Section)	67.0 (1000m)
Race State	Finished

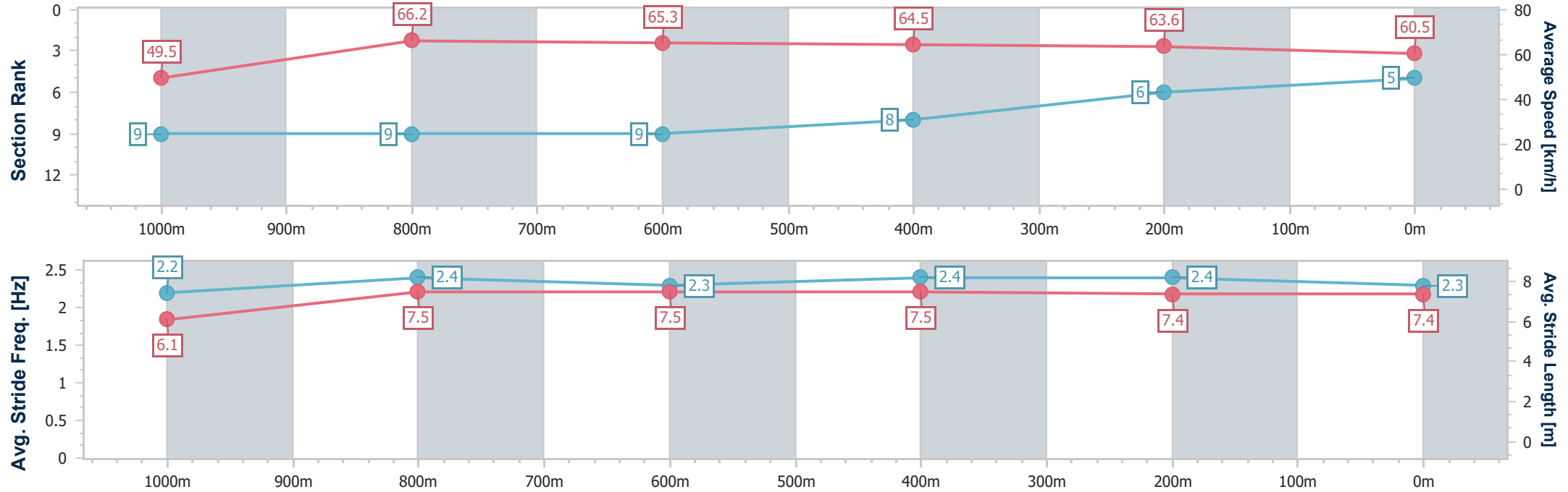


IpswichProfessional
Race 4: MARSHALL TURNS 18 QTIS Three-Year-Old Maiden
Handicap - 1200m
03 January 2026 - 13:47



Track Rating: Good 4, Weather: Fine, Rail Position: +8.5m Entire

Section	Overall	1000m	800m	600m	400m	200m								
Section Times	1:10.80 [5] (0:14.63)	0:56.17 [9] (0:10.83)	0:45.34 [9] (0:10.98)	0:34.36 [9] (0:11.12)	0:23.24 [8] (0:11.34)	0:11.90 [6] (0:11.90)								
Average Speed [km/h]	49.5	66.2	65.3	64.5	63.6	60.5								
Top Speed [km/h]	65.7	67.0	66.1	65.6	64.1	63.1								
Avg. Dist. to Rail [m]	6.3	0.6	1.3	0.6	0.8	1.0								
Avg. Stride Freq. [Hz]	2.2	2.4	2.3	2.4	2.4	2.3								
Avg. Stride Length [m]	6.1	7.5	7.5	7.5	7.4	7.4								





Horse/Jockey Name	Quantum Overdrive
Final Rank	6
Fastest Section Time (Section)	0:10.68 (1000m)
Top Speed [km/h] (Section)	70.5 (Overall)
Race State	Finished

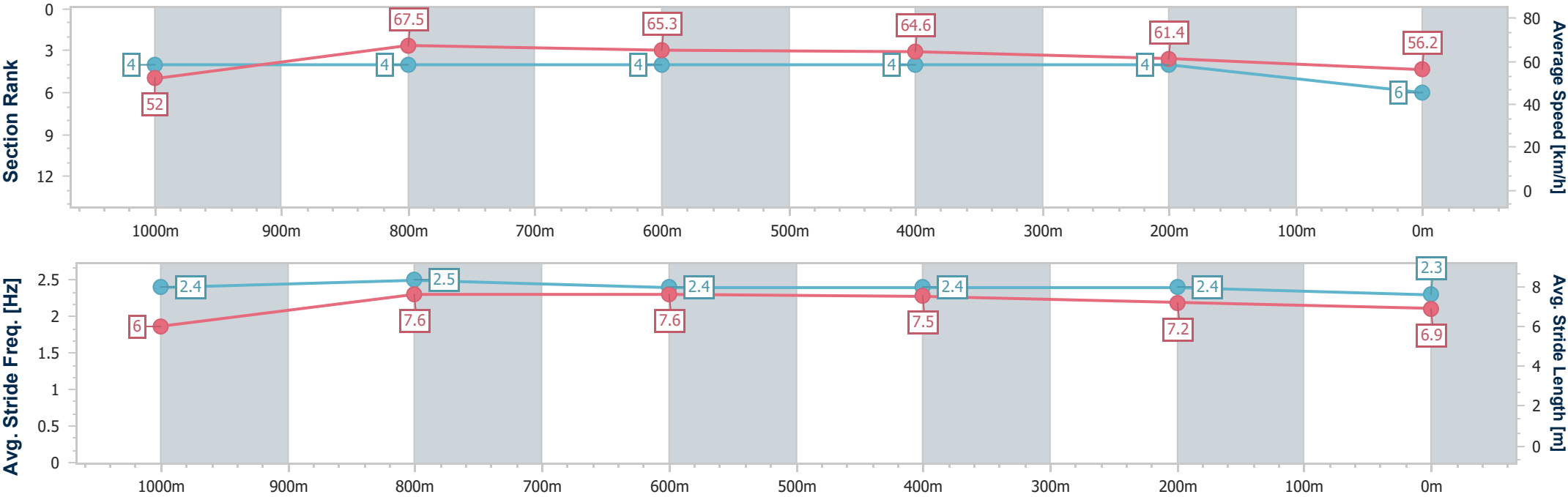


IpswichProfessional
Race 4: MARSHALL TURNS 18 QTIS Three-Year-Old Maiden
Handicap - 1200m



03 January 2026 - 13:47
Track Rating: Good 4, Weather: Fine, Rail Position: +8.5m Entire

Section	Overall	1000m	800m	600m	400m	200m							
Section Times	1:11.18 [6] (0:13.87)	0:57.31 [4] (0:10.68)	0:46.63 [4] (0:10.94)	0:35.69 [4] (0:11.13)	0:24.56 [4] (0:11.73)	0:12.83 [4] (0:12.83)							
Average Speed [km/h]	52.0	67.5	65.3	64.6	61.4	56.2							
Top Speed [km/h]	70.5	70.1	66.4	65.2	63.3	59.5							
Avg. Dist. to Rail [m]	3.3	0.3	0.9	0.8	1.3	2.5							
Avg. Stride Freq. [Hz]	2.4	2.5	2.4	2.4	2.4	2.3							
Avg. Stride Length [m]	6.0	7.6	7.6	7.5	7.2	6.9							





Horse/Jockey Name	Toi Toi
Final Rank	7
Fastest Section Time (Section)	0:10.92 (1000m)
Top Speed [km/h] (Section)	67.6 (Overall)
Race State	Finished

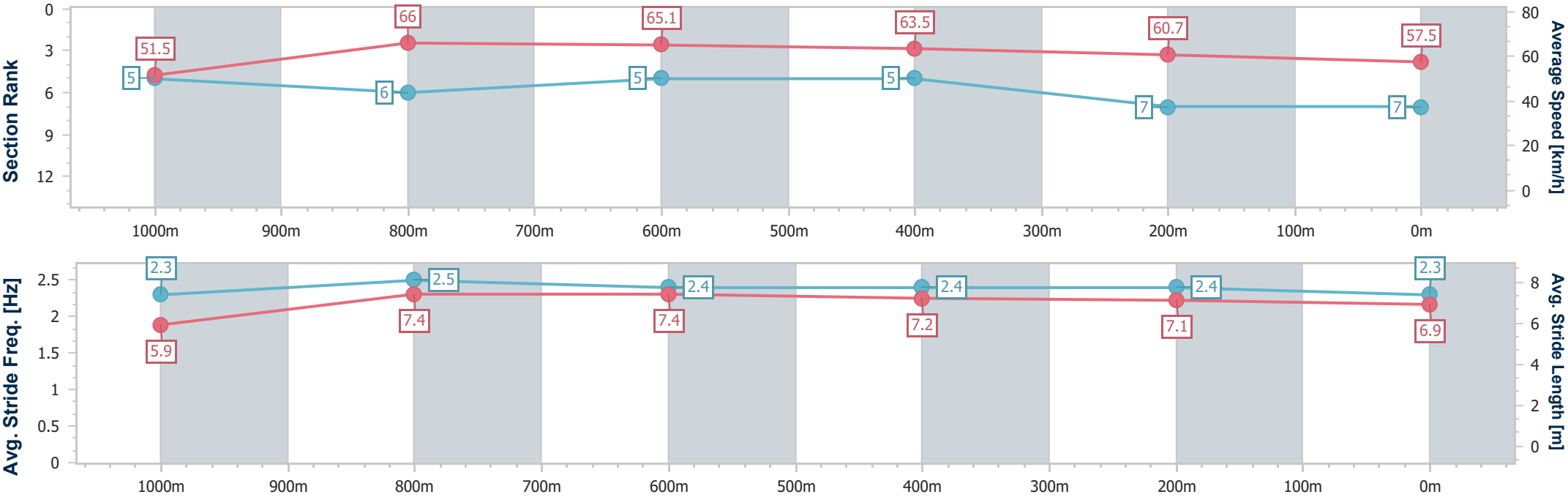


IpswichProfessional
Race 4: MARSHALL TURNS 18 QTIS Three-Year-Old Maiden
Handicap - 1200m



03 January 2026 - 13:47
Track Rating: Good 4, Weather: Fine, Rail Position: +8.5m Entire

Section	Overall	1000m	800m	600m	400m	200m								
Section Times	1:11.55 [7] (0:14.00)	0:57.55 [5] (0:10.92)	0:46.63 [6] (0:10.99)	0:35.64 [5] (0:11.29)	0:24.35 [5] (0:11.84)	0:12.51 [7] (0:12.51)								
Average Speed [km/h]	51.5	66.0	65.1	63.5	60.7	57.5								
Top Speed [km/h]	67.6	67.5	66.2	65.3	62.1	59.9								
Avg. Dist. to Rail [m]	3.7	0.6	1.4	1.1	0.6	0.8								
Avg. Stride Freq. [Hz]	2.3	2.5	2.4	2.4	2.4	2.3								
Avg. Stride Length [m]	5.9	7.4	7.4	7.2	7.1	6.9								





Horse/Jockey Name	Wally's Boy
Final Rank	8
Fastest Section Time (Section)	0:10.74 (1000m)
Top Speed [km/h] (Section)	67.9 (1000m)
Race State	Finished

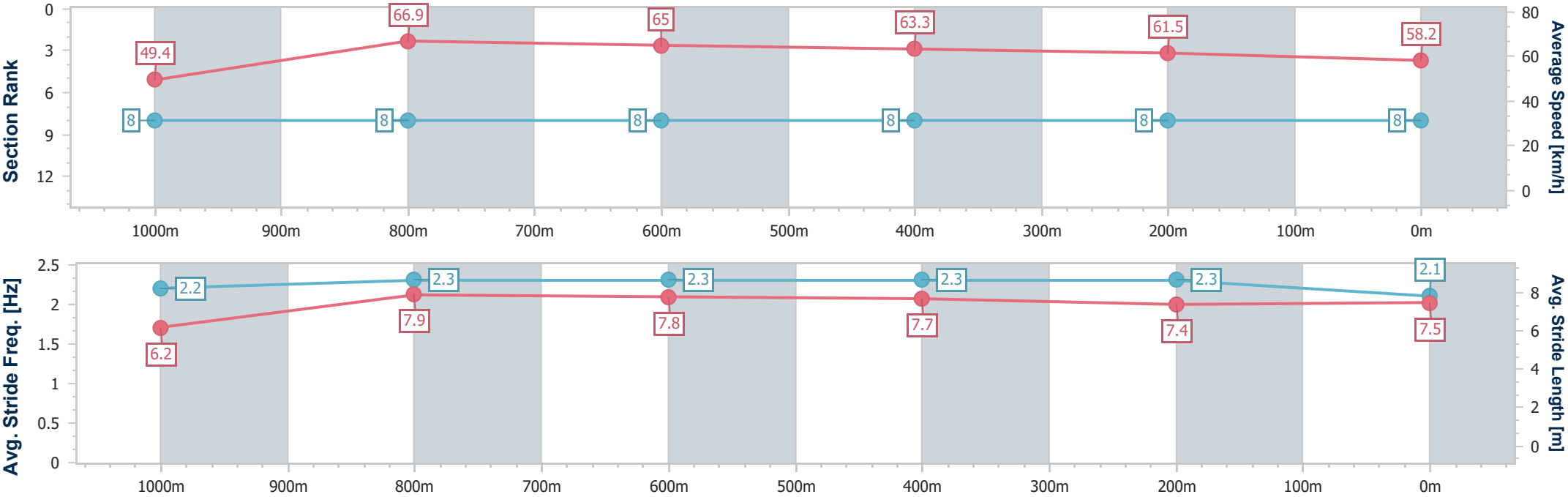


IpswichProfessional
Race 4: MARSHALL TURNS 18 QTIS Three-Year-Old Maiden
Handicap - 1200m



03 January 2026 - 13:47
Track Rating: Good 4, Weather: Fine, Rail Position: +8.5m Entire

Section	Overall	1000m	800m	600m	400m	200m								
Section Times	1:11.59 [8] (0:14.58)	0:57.01 [8] (0:10.74)	0:46.27 [8] (0:10.94)	0:35.33 [8] (0:11.30)	0:24.03 [8] (0:11.65)	0:12.38 [8] (0:12.38)								
Average Speed [km/h]	49.4	66.9	65.0	63.3	61.5	58.2								
Top Speed [km/h]	66.2	67.9	66.0	64.7	63.3	59.3								
Avg. Dist. to Rail [m]	5.2	1.2	2.3	2.2	1.5	1.1								
Avg. Stride Freq. [Hz]	2.2	2.3	2.3	2.3	2.3	2.1								
Avg. Stride Length [m]	6.2	7.9	7.8	7.7	7.4	7.5								





Horse/Jockey Name	Lady Kate
Final Rank	9
Fastest Section Time (Section)	0:10.81 (1000m)
Top Speed [km/h] (Section)	66.8 (1000m)
Race State	Finished

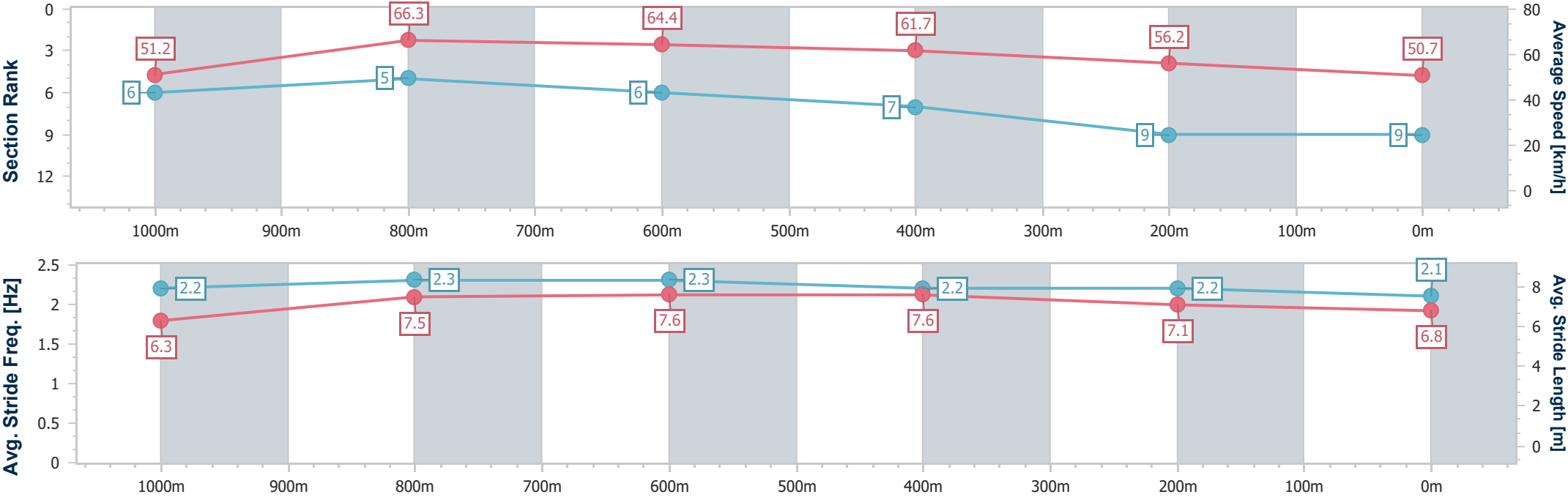


IpswichProfessional
Race 4: MARSHALL TURNS 18 QTIS Three-Year-Old Maiden
Handicap - 1200m
03 January 2026 - 13:47



Track Rating: Good 4, Weather: Fine, Rail Position: +8.5m Entire

Section	Overall	1000m	800m	600m	400m	200m							
Section Times	1:14.43 [9] (0:14.04)	1:00.39 [6] (0:10.81)	0:49.58 [5] (0:11.06)	0:38.52 [6] (0:11.62)	0:26.90 [7] (0:12.71)	0:14.19 [9] (0:14.19)							
Average Speed [km/h]	51.2	66.3	64.4	61.7	56.2	50.7							
Top Speed [km/h]	65.8	66.8	65.7	63.2	59.8	53.5							
Avg. Dist. to Rail [m]	1.5	1.8	2.6	2.1	1.6	0.9							
Avg. Stride Freq. [Hz]	2.2	2.3	2.3	2.2	2.2	2.1							
Avg. Stride Length [m]	6.3	7.5	7.6	7.6	7.1	6.8							





IpswichProfessional
Race 5: GORDON'S GIN QTIS Three-Year-Old BENCHMARK 62 Handicap
- 1200m

03 January 2026 - 14:20



Track Rating: Good 4, Weather: Fine, Rail Position: +8.5m Entire

Section		Overall				1000m	800m	600m	400m	200m	Last 600m		
Field Times		1:10.42				0:57.00	0:46.46	0:35.42	0:23.93	0:12.20	0:35.42		
		(0:13.42)				(0:10.54)	(0:11.04)	(0:11.49)	(0:11.73)	(0:12.20)			
Rank	TAB	Horse/Jockey	Barrier	Top Speed [km/h]	Fastest Section						Margin	Distance Travelled [m]	
1	9	THE TORQUE XPRESS	3	70.6	0:10.68	1:10.42 [1]	0:56.79 [8]	0:46.11 [8]	0:35.06 [6]	0:23.55 [6]	0:11.99 [4]	1:10.42	0:35.06
		Jett Newman		1000m	1000m	(0:13.63)	(0:10.68)	(0:11.05)	(0:11.51)	(0:11.56)	(0:11.99)		
2	11	READY FOR AIMEE	4	69.1	0:10.60	1:10.57 [2]	0:57.13 [2]	0:46.53 [3]	0:35.46 [3]	0:23.85 [5]	0:12.10 [5]	0.87L	0:35.46 -7
		Chelsea Baker		Overall	1000m	(0:13.44)	(0:10.60)	(0:11.07)	(0:11.61)	(0:11.75)	(0:12.10)		
3	2	SEVEER	9	70.1	0:10.56	1:10.59 [3]	0:57.01 [5]	0:46.45 [5]	0:35.42 [5]	0:23.97 [2]	0:12.30 [2]	1.01L	0:35.42 -2
		Bella Youngberry		Overall	1000m	(0:13.58)	(0:10.56)	(0:11.03)	(0:11.45)	(0:11.67)	(0:12.30)		
4	4	METALCRAFT	11	71.8	0:10.47	1:10.66 [4]	0:57.06 [6]	0:46.59 [4]	0:35.52 [4]	0:23.99 [3]	0:12.35 [3]	1.37L	0:35.52 -2
		Justin Huxtable		1000m	1000m	(0:13.60)	(0:10.47)	(0:11.07)	(0:11.53)	(0:11.64)	(0:12.35)		
5	1	CERTIFIED COPY	2	69.3	0:10.75	1:10.68 [5]	0:57.14 [4]	0:46.39 [6]	0:35.21 [8]	0:23.64 [8]	0:11.88 [8]	1.49L	0:35.21 -6
		Jaden Lloyd		1000m	1000m	(0:13.54)	(0:10.75)	(0:11.18)	(0:11.57)	(0:11.76)	(0:11.88)		
6	8	THE POOL BOY	6	70.8	0:10.53	1:10.82 [6]	0:57.31 [3]	0:46.78 [2]	0:35.72 [2]	0:24.12 [4]	0:12.25 [6]	2.32L	0:35.72 -1
		Dylan Turner		1000m	1000m	(0:13.51)	(0:10.53)	(0:11.06)	(0:11.60)	(0:11.87)	(0:12.25)		
7	7	LEBANESE	1	69.5	0:10.67	1:10.87 [7]	0:57.25 [7]	0:46.58 [7]	0:35.50 [7]	0:23.90 [7]	0:12.18 [7]	2.62L	0:35.50 -10
		Leah Martyn		1000m	1000m	(0:13.62)	(0:10.67)	(0:11.08)	(0:11.60)	(0:11.72)	(0:12.18)		
8	6	BOOYA BOY	8	70.3	0:10.54	1:10.90 [8]	0:57.48 [1]	0:46.94 [1]	0:35.90 [1]	0:24.41 [1]	0:12.68 [1]	2.82L	0:35.90 -12
		Karl Zechner		1000m	1000m	(0:13.42)	(0:10.54)	(0:11.04)	(0:11.49)	(0:11.73)	(0:12.68)		

Scratched: Enforceable (#3), Exoflow (#10), The Wheelbarrow (#5)



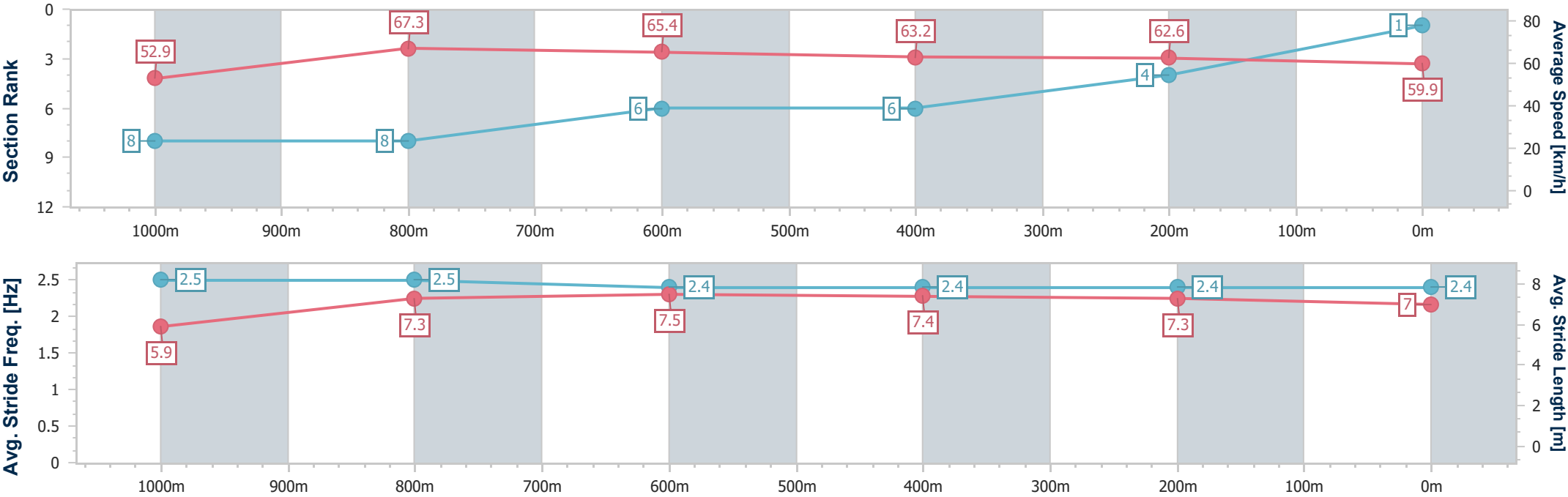
Horse/Jockey Name	The Torque Xpress
Final Rank	1
Fastest Section Time (Section)	0:10.68 (1000m)
Top Speed [km/h] (Section)	70.6 (1000m)
Race State	Finished



IpswichProfessional
Race 5: GORDON'S GIN QTIS Three-Year-Old BENCHMARK 62
Handicap - 1200m
03 January 2026 - 14:20
Track Rating: Good 4, Weather: Fine, Rail Position: +8.5m Entire



Section	Overall	1000m	800m	600m	400m	200m							
Section Times	1:10.42 [1] (0:13.63)	0:56.79 [8] (0:10.68)	0:46.11 [8] (0:11.05)	0:35.06 [6] (0:11.51)	0:23.55 [6] (0:11.56)	0:11.99 [4] (0:11.99)							
Average Speed [km/h]	52.9	67.3	65.4	63.2	62.6	59.9							
Top Speed [km/h]	69.4	70.6	67.5	64.4	64.5	62.8							
Avg. Dist. to Rail [m]	3.1	0.6	1.1	1.4	2.3	3.7							
Avg. Stride Freq. [Hz]	2.5	2.5	2.4	2.4	2.4	2.4							
Avg. Stride Length [m]	5.9	7.3	7.5	7.4	7.3	7.0							





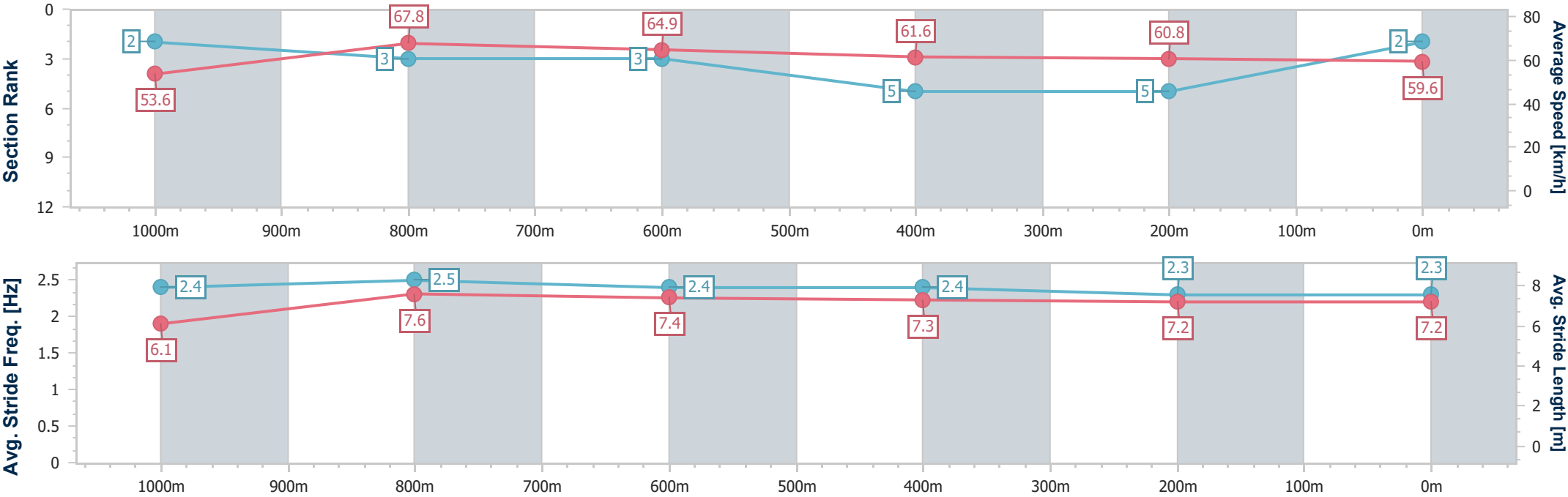
Horse/Jockey Name	Ready For Aimee
Final Rank	2
Fastest Section Time (Section)	0:10.60 (1000m)
Top Speed [km/h] (Section)	69.1 (Overall)
Race State	Finished



IpswichProfessional
Race 5: GORDON'S GIN QTIS Three-Year-Old BENCHMARK 62
Handicap - 1200m
03 January 2026 - 14:20
Track Rating: Good 4, Weather: Fine, Rail Position: +8.5m Entire



Section	Overall	1000m	800m	600m	400m	200m							
Section Times	1:10.57 [2] (0:13.44)	0:57.13 [2] (0:10.60)	0:46.53 [3] (0:11.07)	0:35.46 [3] (0:11.61)	0:23.85 [5] (0:11.75)	0:12.10 [5] (0:12.10)							
Average Speed [km/h]	53.6	67.8	64.9	61.6	60.8	59.6							
Top Speed [km/h]	69.1	68.9	67.0	63.3	61.9	61.1							
Avg. Dist. to Rail [m]	4.4	0.3	1.1	1.5	1.9	1.2							
Avg. Stride Freq. [Hz]	2.4	2.5	2.4	2.4	2.3	2.3							
Avg. Stride Length [m]	6.1	7.6	7.4	7.3	7.2	7.2							





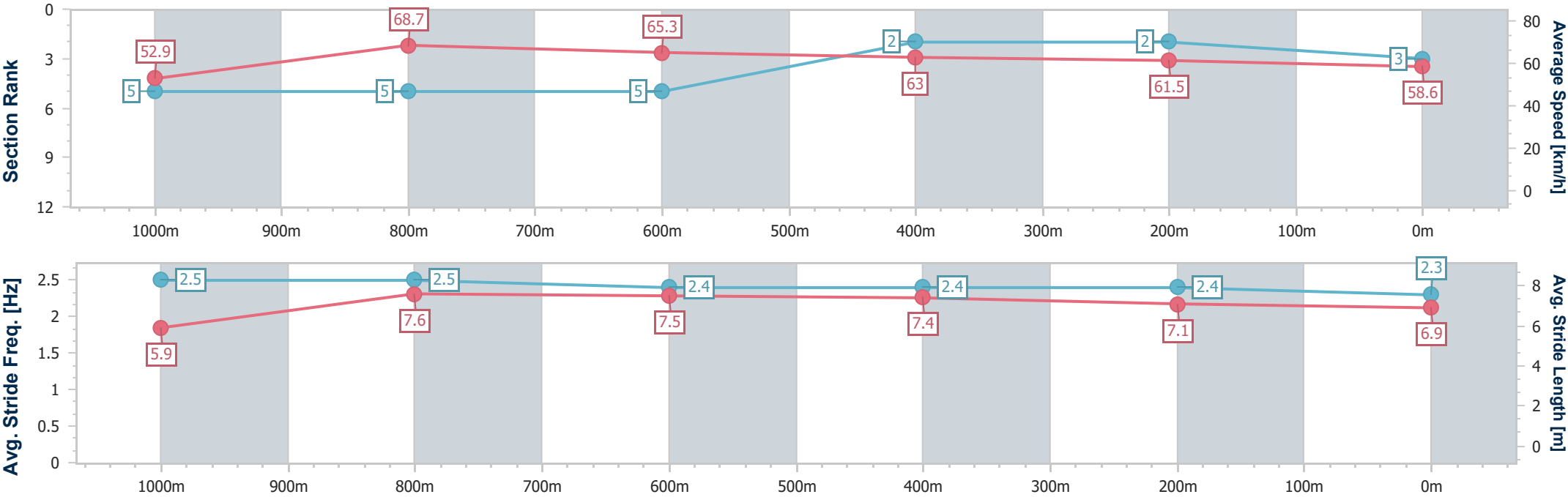
Horse/Jockey Name	Seveer
Final Rank	3
Fastest Section Time (Section)	0:10.56 (1000m)
Top Speed [km/h] (Section)	70.1 (Overall)
Race State	Finished



IpswichProfessional
Race 5: GORDON'S GIN QTIS Three-Year-Old BENCHMARK 62
Handicap - 1200m
03 January 2026 - 14:20
Track Rating: Good 4, Weather: Fine, Rail Position: +8.5m Entire



Section	Overall	1000m	800m	600m	400m	200m							
Section Times	1:10.59 [3] (0:13.58)	0:57.01 [5] (0:10.56)	0:46.45 [5] (0:11.03)	0:35.42 [5] (0:11.45)	0:23.97 [2] (0:11.67)	0:12.30 [2] (0:12.30)							
Average Speed [km/h]	52.9	68.7	65.3	63.0	61.5	58.6							
Top Speed [km/h]	70.1	69.9	68.8	64.2	62.9	61.2							
Avg. Dist. to Rail [m]	6.0	2.4	0.4	0.3	0.4	1.0							
Avg. Stride Freq. [Hz]	2.5	2.5	2.4	2.4	2.4	2.3							
Avg. Stride Length [m]	5.9	7.6	7.5	7.4	7.1	6.9							





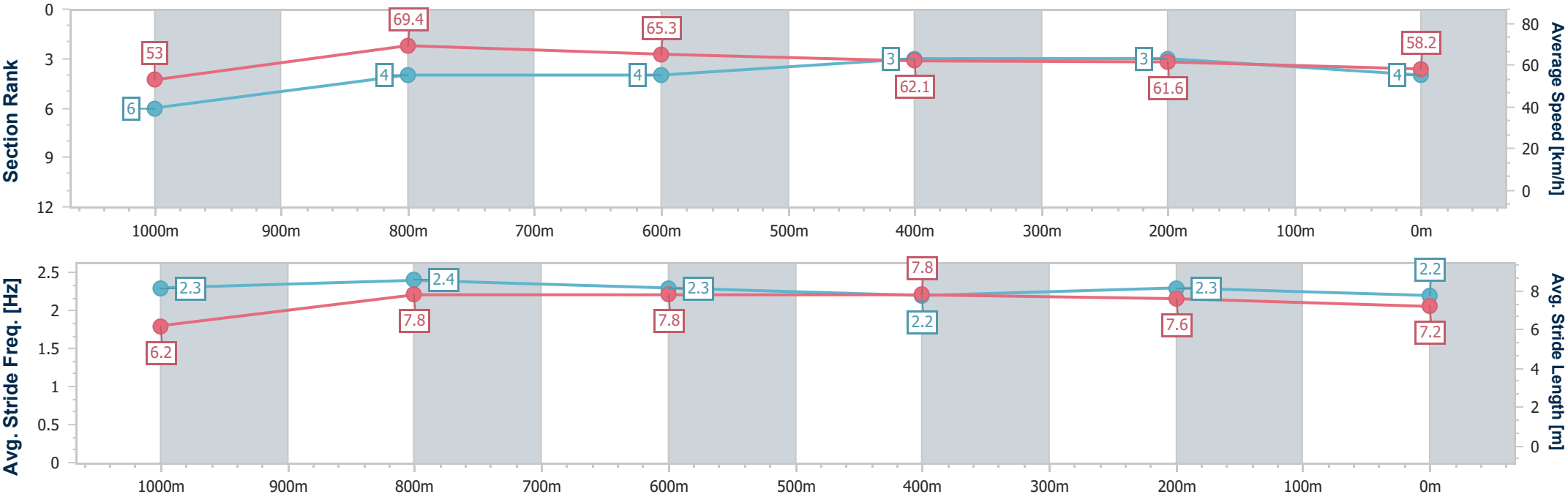
Horse/Jockey Name	Metalcraft
Final Rank	4
Fastest Section Time (Section)	0:10.47 (1000m)
Top Speed [km/h] (Section)	71.8 (1000m)
Race State	Finished



IpswichProfessional
Race 5: GORDON'S GIN QTIS Three-Year-Old BENCHMARK 62
Handicap - 1200m
03 January 2026 - 14:20
Track Rating: Good 4, Weather: Fine, Rail Position: +8.5m Entire



Section	Overall	1000m	800m	600m	400m	200m								
Section Times	1:10.66 [4] (0:13.60)	0:57.06 [6] (0:10.47)	0:46.59 [4] (0:11.07)	0:35.52 [4] (0:11.53)	0:23.99 [3] (0:11.64)	0:12.35 [3] (0:12.35)								
Average Speed [km/h]	53.0	69.4	65.3	62.1	61.6	58.2								
Top Speed [km/h]	70.0	71.8	68.2	63.7	62.4	60.4								
Avg. Dist. to Rail [m]	8.1	3.9	1.3	0.7	1.4	0.7								
Avg. Stride Freq. [Hz]	2.3	2.4	2.3	2.2	2.3	2.2								
Avg. Stride Length [m]	6.2	7.8	7.8	7.8	7.6	7.2								





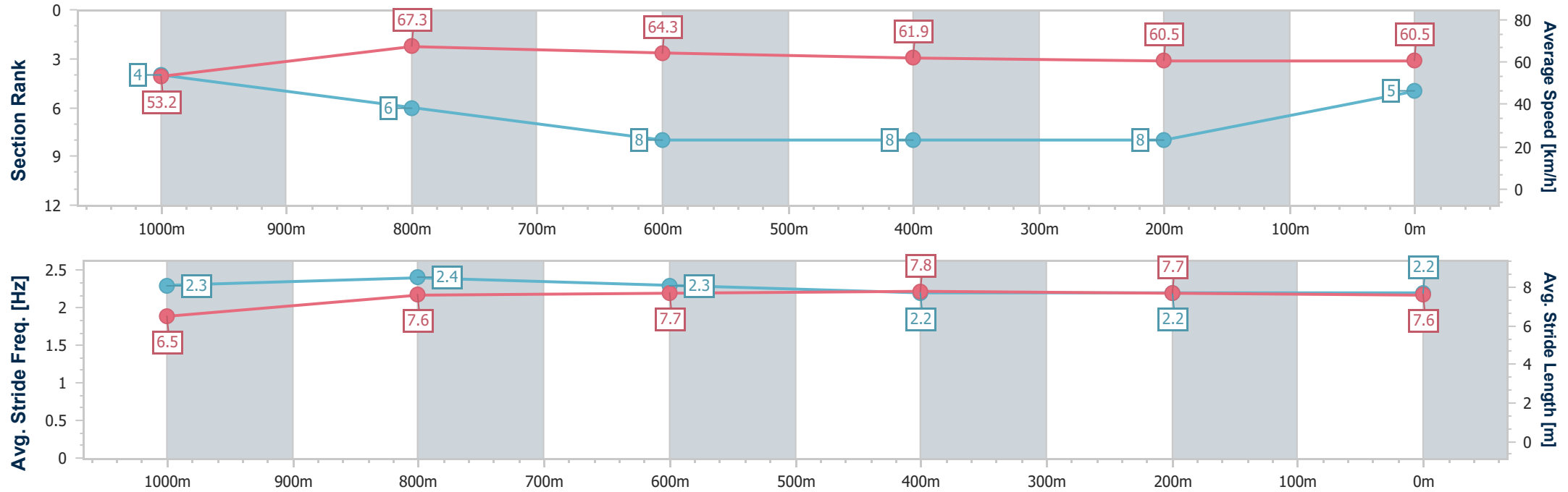
Horse/Jockey Name	Certified Copy
Final Rank	5
Fastest Section Time (Section)	0:10.75 (1000m)
Top Speed [km/h] (Section)	69.3 (1000m)
Race State	Finished



IpswichProfessional
Race 5: GORDON'S GIN QTIS Three-Year-Old BENCHMARK 62
Handicap - 1200m
03 January 2026 - 14:20
Track Rating: Good 4, Weather: Fine, Rail Position: +8.5m Entire



Section	Overall	1000m	800m	600m	400m	200m							
Section Times	1:10.68 [5] (0:13.54)	0:57.14 [4] (0:10.75)	0:46.39 [6] (0:11.18)	0:35.21 [8] (0:11.57)	0:23.64 [8] (0:11.76)	0:11.88 [8] (0:11.88)							
Average Speed [km/h]	53.2	67.3	64.3	61.9	60.5	60.5							
Top Speed [km/h]	69.3	69.3	66.9	63.2	62.1	61.6							
Avg. Dist. to Rail [m]	2.8	0.4	0.6	1.4	2.7	1.5							
Avg. Stride Freq. [Hz]	2.3	2.4	2.3	2.2	2.2	2.2							
Avg. Stride Length [m]	6.5	7.6	7.7	7.8	7.7	7.6							



- [] Ranking at each section and finish
- .-.- No data available at this section
- NA No data available



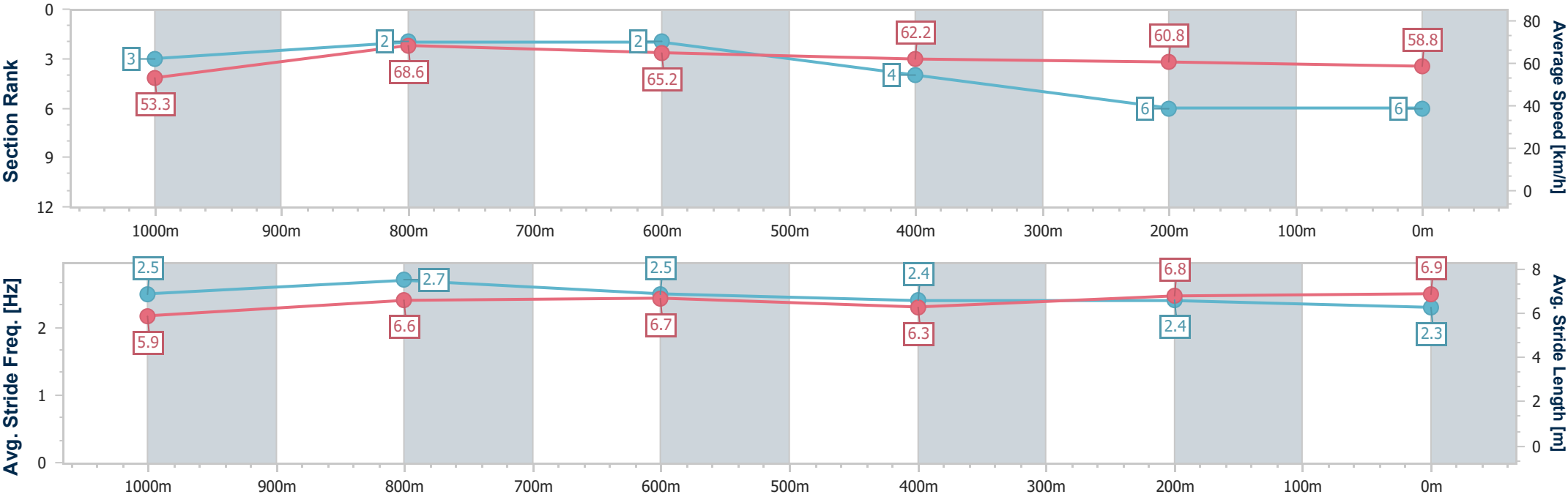
Horse/Jockey Name	The Pool Boy
Final Rank	6
Fastest Section Time (Section)	0:10.53 (1000m)
Top Speed [km/h] (Section)	70.8 (1000m)
Race State	Finished



IpswichProfessional
Race 5: GORDON'S GIN QTIS Three-Year-Old BENCHMARK 62
Handicap - 1200m
03 January 2026 - 14:20
Track Rating: Good 4, Weather: Fine, Rail Position: +8.5m Entire



Section	Overall	1000m	800m	600m	400m	200m							
Section Times	1:10.82 [6] (0:13.51)	0:57.31 [3] (0:10.53)	0:46.78 [2] (0:11.06)	0:35.72 [2] (0:11.60)	0:24.12 [4] (0:11.87)	0:12.25 [6] (0:12.25)							
Average Speed [km/h]	53.3	68.6	65.2	62.2	60.8	58.8							
Top Speed [km/h]	70.8	70.8	67.8	63.6	61.7	61.5							
Avg. Dist. to Rail [m]	5.2	1.7	0.7	0.5	1.5	3.4							
Avg. Stride Freq. [Hz]	2.5	2.7	2.5	2.4	2.4	2.3							
Avg. Stride Length [m]	5.9	6.6	6.7	6.3	6.8	6.9							





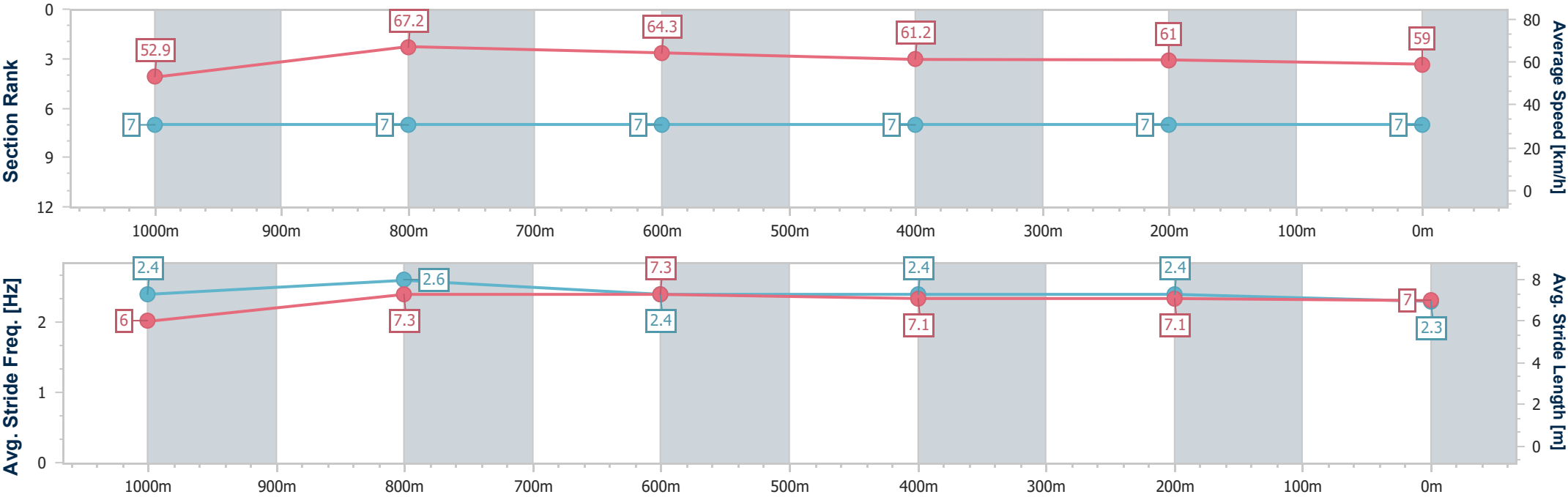
Horse/Jockey Name	Lebanese
Final Rank	7
Fastest Section Time (Section)	0:10.67 (1000m)
Top Speed [km/h] (Section)	69.5 (1000m)
Race State	Finished



IpswichProfessional
Race 5: GORDON'S GIN QTIS Three-Year-Old BENCHMARK 62
Handicap - 1200m
03 January 2026 - 14:20
Track Rating: Good 4, Weather: Fine, Rail Position: +8.5m Entire



Section	Overall	1000m	800m	600m	400m	200m							
Section Times	1:10.87 [7] (0:13.62)	0:57.25 [7] (0:10.67)	0:46.58 [7] (0:11.08)	0:35.50 [7] (0:11.60)	0:23.90 [7] (0:11.72)	0:12.18 [7] (0:12.18)							
Average Speed [km/h]	52.9	67.2	64.3	61.2	61.0	59.0							
Top Speed [km/h]	69.4	69.5	66.3	63.2	61.9	62.2							
Avg. Dist. to Rail [m]	1.2	1.6	2.8	3.0	2.3	0.7							
Avg. Stride Freq. [Hz]	2.4	2.6	2.4	2.4	2.4	2.3							
Avg. Stride Length [m]	6.0	7.3	7.3	7.1	7.1	7.0							





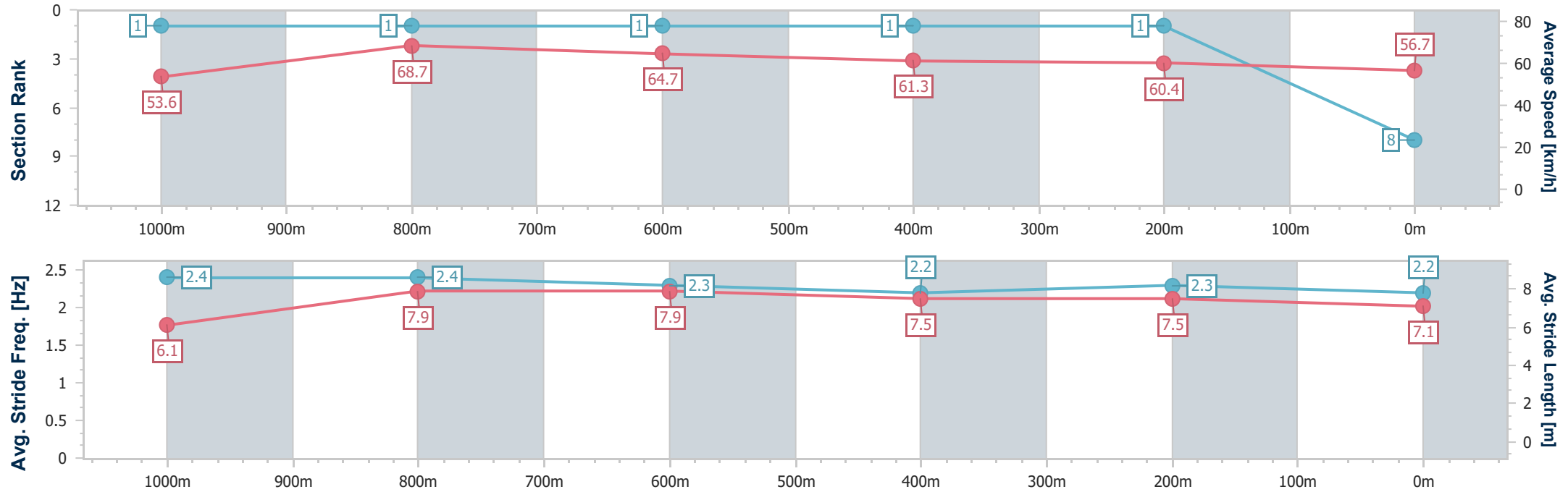
Horse/Jockey Name	Booya Boy
Final Rank	8
Fastest Section Time (Section)	0:10.54 (1000m)
Top Speed [km/h] (Section)	70.3 (1000m)
Race State	Finished



IpswichProfessional
Race 5: GORDON'S GIN QTIS Three-Year-Old BENCHMARK 62
Handicap - 1200m
03 January 2026 - 14:20
Track Rating: Good 4, Weather: Fine, Rail Position: +8.5m Entire



Section	Overall	1000m	800m	600m	400m	200m								
Section Times	1:10.90 [8] (0:13.42)	0:57.48 [1] (0:10.54)	0:46.94 [1] (0:11.04)	0:35.90 [1] (0:11.49)	0:24.41 [1] (0:11.73)	0:12.68 [1] (0:12.68)								
Average Speed [km/h]	53.6	68.7	64.7	61.3	60.4	56.7								
Top Speed [km/h]	68.3	70.3	66.9	63.4	60.9	60.2								
Avg. Dist. to Rail [m]	6.0	0.9	2.4	4.5	4.4	3.8								
Avg. Stride Freq. [Hz]	2.4	2.4	2.3	2.2	2.3	2.2								
Avg. Stride Length [m]	6.1	7.9	7.9	7.5	7.5	7.1								





IpswichProfessional

Race 6: BARRIER REEF POOLS BENCHMARK 70 Handicap - 2000m

03 January 2026 - 14:55



Track Rating: Good 4, Weather: Fine, Rail Position: +8.5m Entire

Section						Overall	1800m	1600m	1400m	1200m	1000m	800m	Last 600m	
Field Times						2:06.38 (0:14.50)	1:51.88 (0:12.36)	1:39.52 (0:13.44)	1:26.08 (0:13.77)	1:12.31 (0:13.36)	0:58.95 (0:12.76)	0:46.19 (0:11.58)	0:34.61	
Rank	TAB	Horse/Jockey	Barrier	Top Speed [km/h]	Fastest Section									Distance Travelled [m]
1	2	SOCIAL OUTCAST	3	64.8	0:11.27	2:06.38 [1]	1:51.63 [2]	1:39.34 [3]	1:25.70 [3]	1:12.02 [3]	0:58.62 [3]	0:45.92 [3]	0:34.05	
		Brandon Lerena		400m	600m	(0:14.75)	(0:12.29)	(0:13.64)	(0:13.68)	(0:13.40)	(0:12.70)	(0:11.87)		
2	12	SUPER FAIR	6	64.7	0:11.24	2:06.40 [2]	1:50.98 [5]	1:38.99 [5]	1:25.58 [4]	1:11.85 [4]	0:58.48 [4]	0:45.89 [5]	0:34.32	+8
		Montana Philpot		600m	600m	(0:15.42)	(0:11.99)	(0:13.41)	(0:13.73)	(0:13.37)	(0:12.59)	(0:11.57)		
3	7	RING BEARER	8	63.6	0:11.35	2:06.60 [3]	1:52.10 [1]	1:39.74 [1]	1:26.30 [1]	1:12.53 [1]	0:59.17 [1]	0:46.40 [2]	0:34.56	-1
		Olivia Webb		Overall	600m	(0:14.50)	(0:12.36)	(0:13.44)	(0:13.77)	(0:13.36)	(0:12.77)	(0:11.84)		
4	9	PIERONIMO	4	64.5	0:11.41	2:06.77 [4]	1:51.55 [4]	1:39.40 [4]	1:25.91 [5]	1:12.13 [5]	0:58.76 [5]	0:46.14 [6]	0:34.41	+3
		Heavelon VanDerHoven		600m	600m	(0:15.22)	(0:12.15)	(0:13.49)	(0:13.78)	(0:13.37)	(0:12.62)	(0:11.73)		
5	6	INDY ROSE WARRIOR	7	64.8	0:11.31	2:06.84 [5]	1:51.23 [6]	1:39.16 [6]	1:25.76 [6]	1:12.03 [6]	0:58.71 [6]	0:46.38 [4]	0:35.07	+2
		Dylan Turner		800m	800m	(0:15.61)	(0:12.07)	(0:13.40)	(0:13.73)	(0:13.32)	(0:12.33)	(0:11.31)		
6	4	BELLACIAOCIAO	5	64.3	0:11.40	2:07.06 [6]	1:52.28 [3]	1:40.04 [2]	1:26.64 [2]	1:12.96 [2]	0:59.60 [2]	0:46.87 [1]	0:35.11	+5
		Bella Youngberry		800m	600m	(0:14.78)	(0:12.24)	(0:13.40)	(0:13.68)	(0:13.36)	(0:12.73)	(0:11.76)		

Scratched: Texas Fireball (#3), Evelyn May (#5), Maurita (#10), Mr O'reilly (#11), Alpine Kandy (#8), Pepperdine (#1)



IpswichProfessional

Race 6: BARRIER REEF POOLS BENCHMARK 70 Handicap - 2000m

03 January 2026 - 14:55



Track Rating: Good 4, Weather: Fine, Rail Position: +8.5m Entire

Section						600m	400m	200m			Last 600m
Field Times						0:34.61 (0:11.41)	0:23.20 (0:11.62)	0:11.58 (0:11.58)			0:34.61
Rank	TAB	Horse/Jockey	Barrier	Top Speed [km/h]	Fastest Section				Margin		
1	2	SOCIAL OUTCAST	3	64.8	0:11.27	0:34.05 [5]	0:22.78 [5]	0:11.47 [3]	2:06.38		
		Brandon Lerena		400m	600m	(0:11.27)	(0:11.31)	(0:11.47)			
2	12	SUPER FAIR	6	64.7	0:11.24	0:34.32 [4]	0:23.08 [2]	0:11.60 [1]	0.08L		
		Montana Philpot		600m	600m	(0:11.24)	(0:11.48)	(0:11.60)			
3	7	RING BEARER	8	63.6	0:11.35	0:34.56 [3]	0:23.21 [4]	0:11.62 [4]	1.27L		
		Olivia Webb		Overall	600m	(0:11.35)	(0:11.59)	(0:11.62)			
4	9	PIERONIMO	4	64.5	0:11.41	0:34.41 [6]	0:23.00 [6]	0:11.52 [6]	2.25L		
		Heavelon VanDerHoven		600m	600m	(0:11.41)	(0:11.48)	(0:11.52)			
5	6	INDY ROSE WARRIOR	7	64.8	0:11.31	0:35.07 [1]	0:23.66 [1]	0:12.01 [2]	2.68L		
		Dylan Turner		800m	800m	(0:11.41)	(0:11.65)	(0:12.01)			
6	4	BELLACIAOCIAO	5	64.3	0:11.40	0:35.11 [2]	0:23.71 [3]	0:11.98 [5]	3.95L		
		Bella Youngberry		800m	600m	(0:11.40)	(0:11.73)	(0:11.98)			

Scratched: Texas Fireball (#3), Evelyn May (#5), Maurita (#10), Mr O'reilly (#11), Alpine Kandy (#8), Pepperdine (#1)



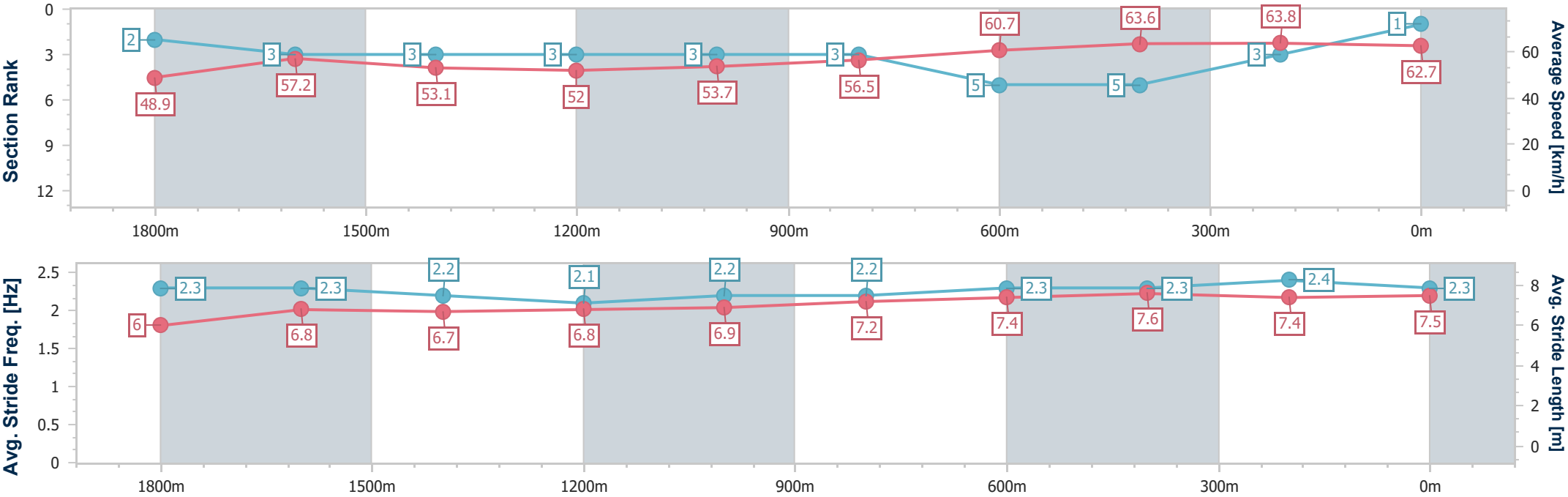
Horse/Jockey Name	Social Outcast
Final Rank	1
Fastest Section Time (Section)	0:11.27 (600m)
Top Speed [km/h] (Section)	64.8 (400m)
Race State	Finished



IpswichProfessional
Race 6: BARRIER REEF POOLS BENCHMARK 70 Handicap - 2000m
03 January 2026 - 14:55
Track Rating: Good 4, Weather: Fine, Rail Position: +8.5m Entire



Section	Overall	1800m	1600m	1400m	1200m	1000m	800m	600m	400m	200m			
Section Times	2:06.38 [1] (0:14.75)	1:51.63 [2] (0:12.29)	1:39.34 [3] (0:13.64)	1:25.70 [3] (0:13.68)	1:12.02 [3] (0:13.40)	0:58.62 [3] (0:12.70)	0:45.92 [3] (0:11.87)	0:34.05 [5] (0:11.27)	0:22.78 [5] (0:11.31)	0:11.47 [3] (0:11.47)			
Average Speed [km/h]	48.9	57.2	53.1	52.0	53.7	56.5	60.7	63.6	63.8	62.7			
Top Speed [km/h]	63.4	61.8	54.7	53.0	54.5	58.6	63.9	64.3	64.8	64.0			
Avg. Dist. to Rail [m]	2.5	2.7	1.3	0.8	0.6	0.7	1.0	0.5	1.5	3.0			
Avg. Stride Freq. [Hz]	2.3	2.3	2.2	2.1	2.2	2.2	2.3	2.3	2.4	2.3			
Avg. Stride Length [m]	6.0	6.8	6.7	6.8	6.9	7.2	7.4	7.6	7.4	7.5			





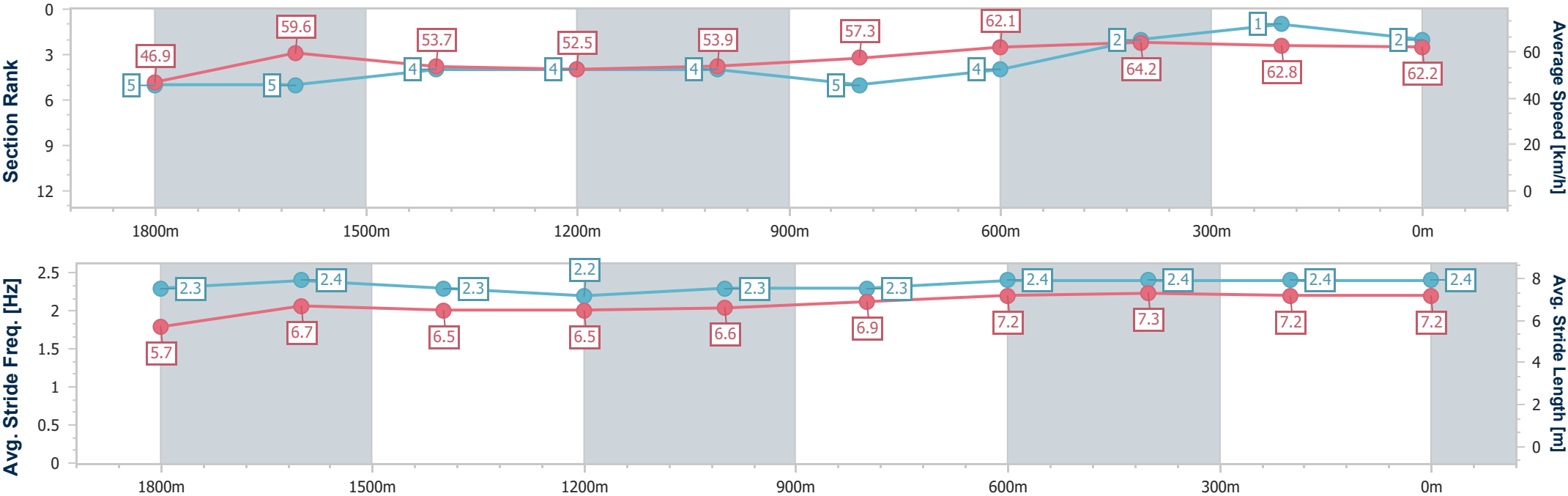
Horse/Jockey Name	Super Fair
Final Rank	2
Fastest Section Time (Section)	0:11.24 (600m)
Top Speed [km/h] (Section)	64.7 (600m)
Race State	Finished



IpswichProfessional
Race 6: BARRIER REEF POOLS BENCHMARK 70 Handicap - 2000m
03 January 2026 - 14:55
Track Rating: Good 4, Weather: Fine, Rail Position: +8.5m Entire



Section	Overall	1800m	1600m	1400m	1200m	1000m	800m	600m	400m	200m			
Section Times	2:06.40 [2] (0:15.42)	1:50.98 [5] (0:11.99)	1:38.99 [5] (0:13.41)	1:25.58 [4] (0:13.73)	1:11.85 [4] (0:13.37)	0:58.48 [4] (0:12.59)	0:45.89 [5] (0:11.57)	0:34.32 [4] (0:11.24)	0:23.08 [2] (0:11.48)	0:11.60 [1] (0:11.60)			
Average Speed [km/h]	46.9	59.6	53.7	52.5	53.9	57.3	62.1	64.2	62.8	62.2			
Top Speed [km/h]	61.6	61.7	56.1	52.9	54.7	59.9	64.2	64.7	63.3	62.7			
Avg. Dist. to Rail [m]	2.5	0.7	0.4	0.3	0.6	0.5	0.3	0.6	0.5	1.7			
Avg. Stride Freq. [Hz]	2.3	2.4	2.3	2.2	2.3	2.3	2.4	2.4	2.4	2.4			
Avg. Stride Length [m]	5.7	6.7	6.5	6.5	6.6	6.9	7.2	7.3	7.2	7.2			





Horse/Jockey Name	Ring Bearer
Final Rank	3
Fastest Section Time (Section)	0:11.35 (600m)
Top Speed [km/h] (Section)	63.6 (Overall)
Race State	Finished

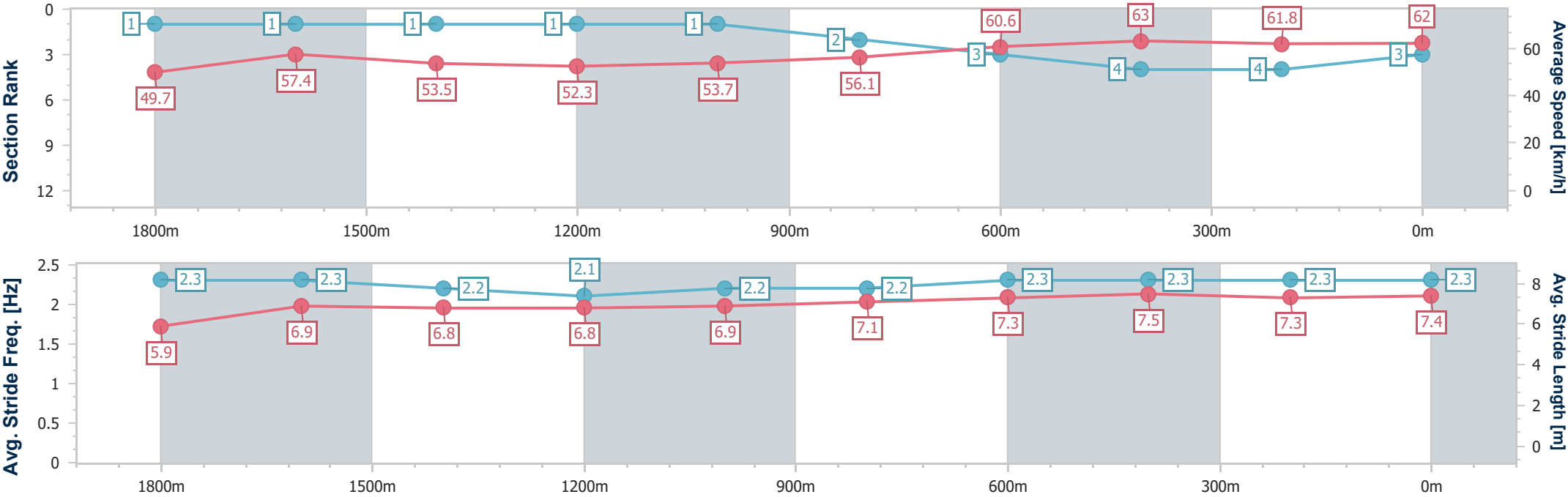


IpswichProfessional
Race 6: BARRIER REEF POOLS BENCHMARK 70 Handicap -
2000m



03 January 2026 - 14:55
Track Rating: Good 4, Weather: Fine, Rail Position: +8.5m Entire

Section	Overall	1800m	1600m	1400m	1200m	1000m	800m	600m	400m	200m			
Section Times	2:06.60 [3] (0:14.50)	1:52.10 [1] (0:12.36)	1:39.74 [1] (0:13.44)	1:26.30 [1] (0:13.77)	1:12.53 [1] (0:13.36)	0:59.17 [1] (0:12.77)	0:46.40 [2] (0:11.84)	0:34.56 [3] (0:11.35)	0:23.21 [4] (0:11.59)	0:11.62 [4] (0:11.62)			
Average Speed [km/h]	49.7	57.4	53.5	52.3	53.7	56.1	60.6	63.0	61.8	62.0			
Top Speed [km/h]	63.6	62.9	55.2	52.9	54.8	57.6	63.1	63.5	62.6	62.3			
Avg. Dist. to Rail [m]	3.4	1.4	0.9	0.8	0.7	1.0	1.3	1.4	1.4	1.6			
Avg. Stride Freq. [Hz]	2.3	2.3	2.2	2.1	2.2	2.2	2.3	2.3	2.3	2.3			
Avg. Stride Length [m]	5.9	6.9	6.8	6.8	6.9	7.1	7.3	7.5	7.3	7.4			



[] Ranking at each section and finish
- - - - No data available at this section
NA No data available



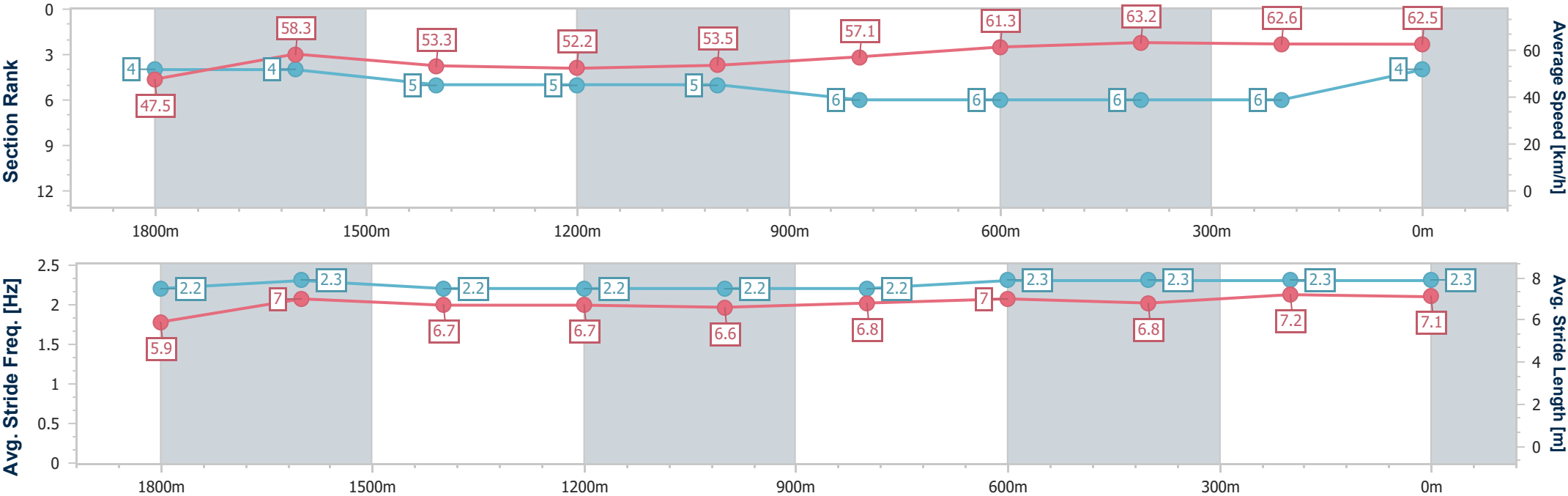
Horse/Jockey Name	Pieronimo
Final Rank	4
Fastest Section Time (Section)	0:11.41 (600m)
Top Speed [km/h] (Section)	64.5 (600m)
Race State	Finished



IpswichProfessional
Race 6: BARRIER REEF POOLS BENCHMARK 70 Handicap - 2000m
03 January 2026 - 14:55
Track Rating: Good 4, Weather: Fine, Rail Position: +8.5m Entire



Section	Overall	1800m	1600m	1400m	1200m	1000m	800m	600m	400m	200m			
Section Times	2:06.77 [4] (0:15.22)	1:51.55 [4] (0:12.15)	1:39.40 [4] (0:13.49)	1:25.91 [5] (0:13.78)	1:12.13 [5] (0:13.37)	0:58.76 [5] (0:12.62)	0:46.14 [6] (0:11.73)	0:34.41 [6] (0:11.41)	0:23.00 [6] (0:11.48)	0:11.52 [6] (0:11.52)			
Average Speed [km/h]	47.5	58.3	53.3	52.2	53.5	57.1	61.3	63.2	62.6	62.5			
Top Speed [km/h]	61.9	61.6	54.4	52.8	54.3	59.0	64.1	64.5	63.2	63.5			
Avg. Dist. to Rail [m]	1.5	1.7	0.9	0.6	0.6	0.5	0.5	0.8	1.6	4.7			
Avg. Stride Freq. [Hz]	2.2	2.3	2.2	2.2	2.2	2.2	2.3	2.3	2.3	2.3			
Avg. Stride Length [m]	5.9	7.0	6.7	6.7	6.6	6.8	7.0	6.8	7.2	7.1			





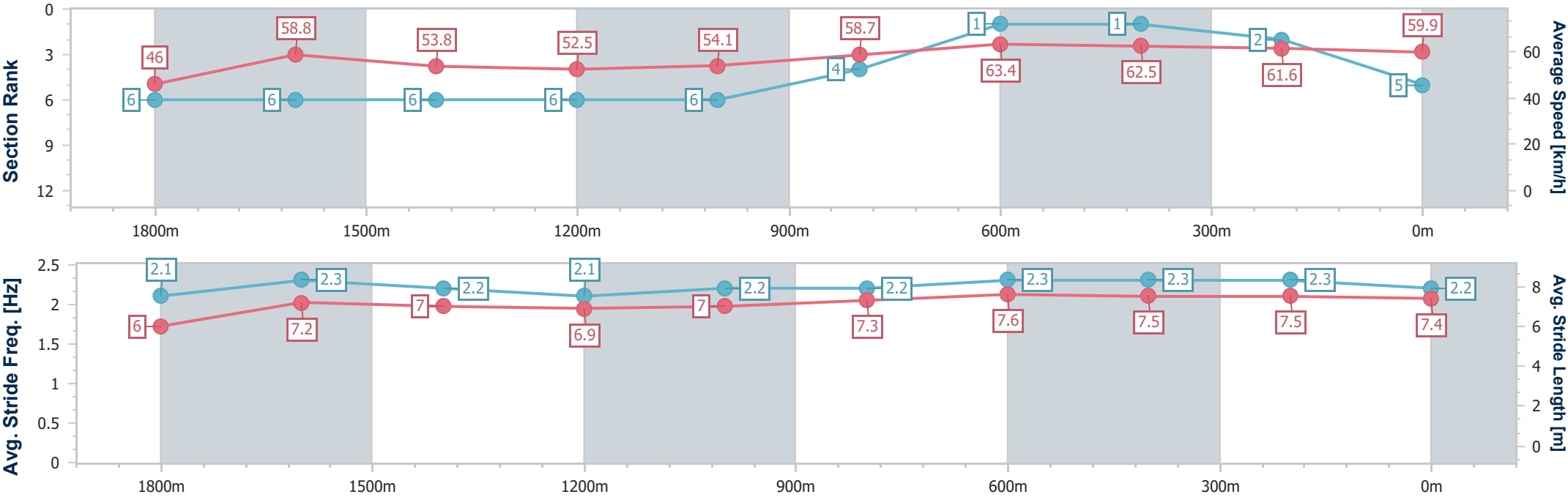
Horse/Jockey Name	Indy Rose Warrior
Final Rank	5
Fastest Section Time (Section)	0:11.31 (800m)
Top Speed [km/h] (Section)	64.8 (800m)
Race State	Finished



IpswichProfessional
Race 6: BARRIER REEF POOLS BENCHMARK 70 Handicap - 2000m
03 January 2026 - 14:55
Track Rating: Good 4, Weather: Fine, Rail Position: +8.5m Entire



Section	Overall	1800m	1600m	1400m	1200m	1000m	800m	600m	400m	200m			
Section Times	2:06.84 [5] (0:15.61)	1:51.23 [6] (0:12.07)	1:39.16 [6] (0:13.40)	1:25.76 [6] (0:13.73)	1:12.03 [6] (0:13.32)	0:58.71 [6] (0:12.33)	0:46.38 [4] (0:11.31)	0:35.07 [1] (0:11.41)	0:23.66 [1] (0:11.65)	0:12.01 [2] (0:12.01)			
Average Speed [km/h]	46.0	58.8	53.8	52.5	54.1	58.7	63.4	62.5	61.6	59.9			
Top Speed [km/h]	62.5	62.1	55.2	53.0	54.8	63.8	64.8	63.1	62.5	60.9			
Avg. Dist. to Rail [m]	2.4	1.9	0.3	0.3	0.6	1.1	1.2	1.6	1.1	0.2			
Avg. Stride Freq. [Hz]	2.1	2.3	2.2	2.1	2.2	2.2	2.3	2.3	2.3	2.2			
Avg. Stride Length [m]	6.0	7.2	7.0	6.9	7.0	7.3	7.6	7.5	7.5	7.4			





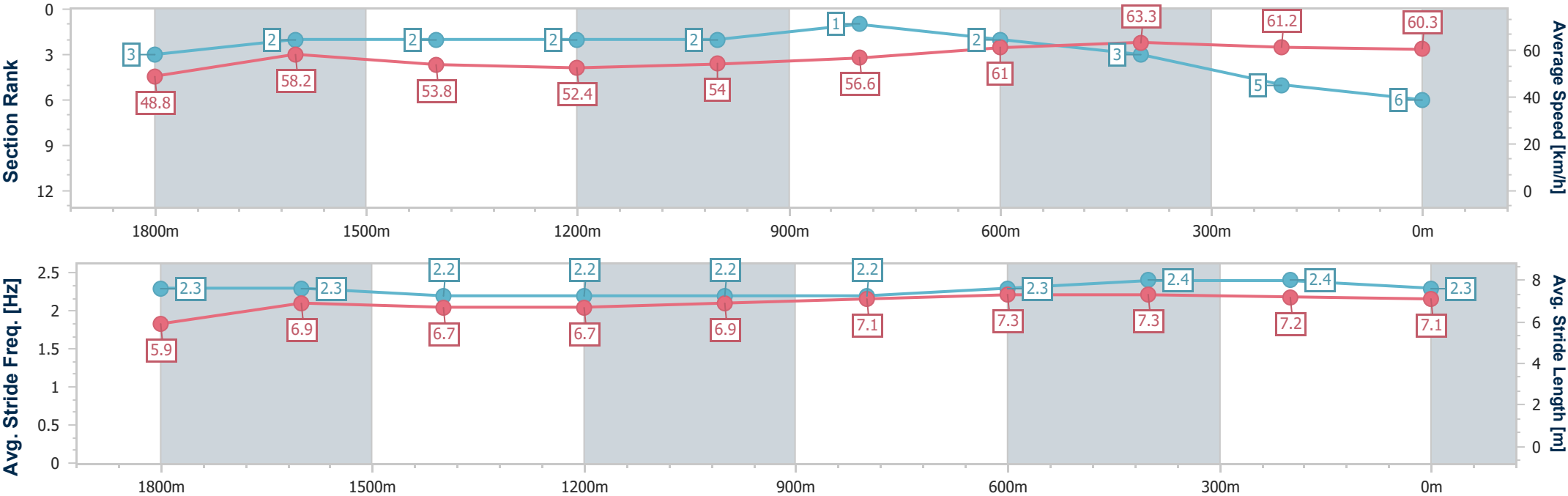
Horse/Jockey Name	Bellaciaocio
Final Rank	6
Fastest Section Time (Section)	0:11.40 (600m)
Top Speed [km/h] (Section)	64.3 (800m)
Race State	Finished



IpswichProfessional
Race 6: BARRIER REEF POOLS BENCHMARK 70 Handicap - 2000m
03 January 2026 - 14:55
Track Rating: Good 4, Weather: Fine, Rail Position: +8.5m Entire



Section	Overall	1800m	1600m	1400m	1200m	1000m	800m	600m	400m	200m		
Section Times	2:07.06 [6] (0:14.78)	1:52.28 [3] (0:12.24)	1:40.04 [2] (0:13.40)	1:26.64 [2] (0:13.68)	1:12.96 [2] (0:13.36)	0:59.60 [2] (0:12.73)	0:46.87 [1] (0:11.76)	0:35.11 [2] (0:11.40)	0:23.71 [3] (0:11.73)	0:11.98 [5] (0:11.98)		
Average Speed [km/h]	48.8	58.2	53.8	52.4	54.0	56.6	61.0	63.3	61.2	60.3		
Top Speed [km/h]	63.6	61.9	55.4	53.2	54.6	57.7	64.3	63.6	63.1	62.0		
Avg. Dist. to Rail [m]	1.5	1.2	0.5	0.4	0.1	0.1	0.4	0.2	0.6	1.2		
Avg. Stride Freq. [Hz]	2.3	2.3	2.2	2.2	2.2	2.2	2.3	2.4	2.4	2.3		
Avg. Stride Length [m]	5.9	6.9	6.7	6.7	6.9	7.1	7.3	7.3	7.2	7.1		





IpswichProfessional
Race 7: SEVEN Class 4 Handicap - 1200m
03 January 2026 - 15:34



Track Rating: Good 4, Weather: Fine, Rail Position: +8.5m Entire

Section		Overall				1000m	800m	600m	400m	200m	Last 600m		
Field Times		1:09.47 (0:13.37)				0:56.10 (0:10.47)	0:45.63 (0:11.15)	0:34.48 (0:11.47)	0:23.01 (0:11.32)	0:11.69 (0:11.69)	0:34.48		
Rank	TAB	Horse/Jockey	Barrier	Top Speed [km/h]	Fastest Section						Margin	Distance Travelled [m]	
1	6	SUPER QUICK	5	70.8	0:10.47	1:09.47 [1]	0:56.10 [1]	0:45.63 [1]	0:34.48 [1]	0:23.00 [2]	0:11.69 [1]	1:09.47	0:34.48
		Sean Cormack		Overall	1000m	(0:13.37)	(0:10.47)	(0:11.15)	(0:11.48)	(0:11.31)	(0:11.69)		
2	10	FLYING SHELLY	10	69.0	0:10.59	1:09.67 [2]	0:55.96 [5]	0:45.37 [5]	0:34.39 [5]	0:23.09 [3]	0:11.74 [2]	1.2L	0:34.39 +2
		Micheal Hellyer		1000m	1000m	(0:13.71)	(0:10.59)	(0:10.98)	(0:11.30)	(0:11.35)	(0:11.74)		
3	7	THE GAMBLING GREEK	3	69.4	0:10.52	1:09.71 [3]	0:56.20 [3]	0:45.68 [3]	0:34.70 [2]	0:23.25 [1]	0:11.77 [3]	1.44L	0:34.70 -1
		Heavelon VanDerHoven		1000m	1000m	(0:13.51)	(0:10.52)	(0:10.98)	(0:11.45)	(0:11.48)	(0:11.77)		
4	5	DREAM LANTERN	2	69.2	0:10.55	1:09.78 [4]	0:56.02 [6]	0:45.47 [6]	0:34.37 [6]	0:22.81 [7]	0:11.64 [6]	1.86L	0:34.37 -2
		Dylan Turner		Overall	1000m	(0:13.76)	(0:10.55)	(0:11.10)	(0:11.56)	(0:11.17)	(0:11.64)		
5	3	NORTH OF ELI	9	69.7	0:10.48	1:09.85 [5]	0:55.68 [8]	0:45.20 [8]	0:34.26 [7]	0:23.09 [5]	0:11.80 [4]	2.27L	0:34.26 +0
		Jett Newman		1000m	1000m	(0:14.17)	(0:10.48)	(0:10.94)	(0:11.17)	(0:11.29)	(0:11.80)		
6	4	BOLD JULIUS	1	69.9	0:10.53	1:09.96 [6]	0:56.43 [4]	0:45.90 [4]	0:34.73 [4]	0:23.18 [6]	0:11.77 [7]	2.89L	0:34.73 +0
		Brandon Lerena		1000m	1000m	(0:13.53)	(0:10.53)	(0:11.17)	(0:11.55)	(0:11.41)	(0:11.77)		
7	9	CAXTON LASS	6	69.7	0:10.55	1:10.18 [7]	0:56.11 [7]	0:45.56 [7]	0:34.56 [8]	0:23.20 [8]	0:11.80 [8]	4.19L	0:34.56 +1
		Anthony Allen		1000m	1000m	(0:14.07)	(0:10.55)	(0:11.00)	(0:11.36)	(0:11.40)	(0:11.80)		
8	2	RUSSIAN SUB	4	70.6	0:10.48	1:10.18 [8]	0:56.79 [2]	0:46.31 [2]	0:35.08 [3]	0:23.54 [4]	0:12.08 [5]	4.19L	0:35.08 -3
		Adin Thompson		1000m	1000m	(0:13.39)	(0:10.48)	(0:11.23)	(0:11.54)	(0:11.46)	(0:12.08)		

Scratched: He's For The Girls (#8), Noble Decree (#1), Ocean Diva (#14), Nightcapped (#12), Kickatinalong (#11), Starsarise (#13)



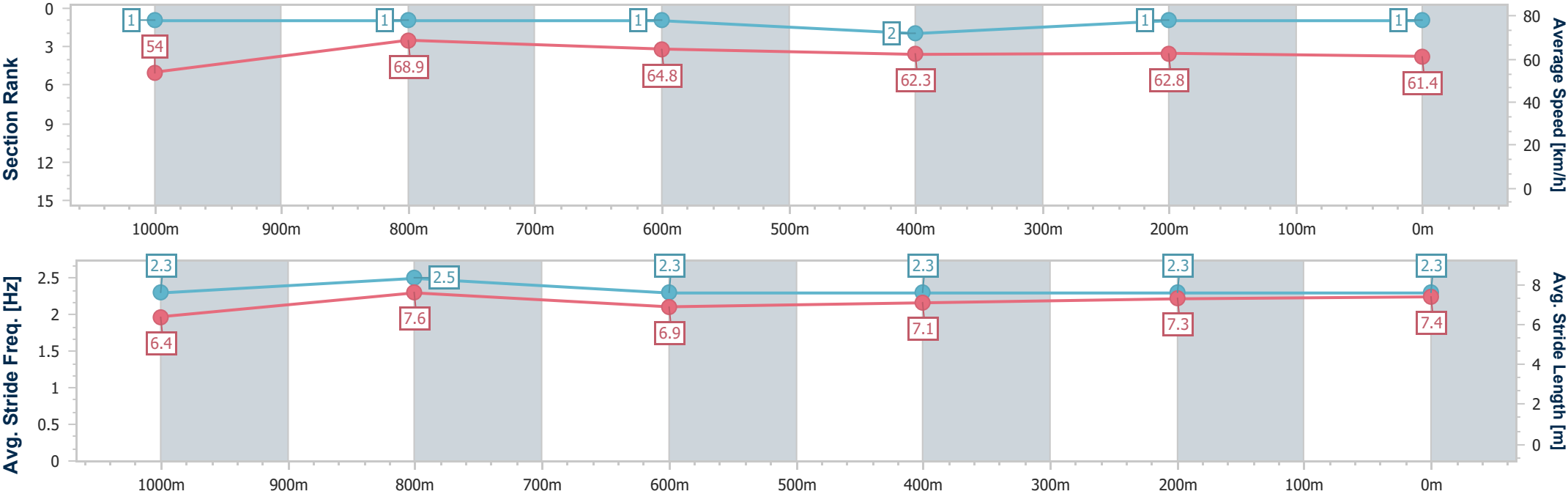
Horse/Jockey Name	Super Quick
Final Rank	1
Fastest Section Time (Section)	0:10.47 (1000m)
Top Speed [km/h] (Section)	70.8 (Overall)
Race State	Finished



IpswichProfessional
Race 7: SEVEN Class 4 Handicap - 1200m
03 January 2026 - 15:34
Track Rating: Good 4, Weather: Fine, Rail Position: +8.5m Entire



Section	Overall	1000m	800m	600m	400m	200m							
Section Times	1:09.47 [1] (0:13.37)	0:56.10 [1] (0:10.47)	0:45.63 [1] (0:11.15)	0:34.48 [1] (0:11.48)	0:23.00 [2] (0:11.31)	0:11.69 [1] (0:11.69)							
Average Speed [km/h]	54.0	68.9	64.8	62.3	62.8	61.4							
Top Speed [km/h]	70.8	70.8	67.2	63.2	64.1	63.4							
Avg. Dist. to Rail [m]	5.7	1.9	1.0	1.8	3.0	0.4							
Avg. Stride Freq. [Hz]	2.3	2.5	2.3	2.3	2.3	2.3							
Avg. Stride Length [m]	6.4	7.6	6.9	7.1	7.3	7.4							





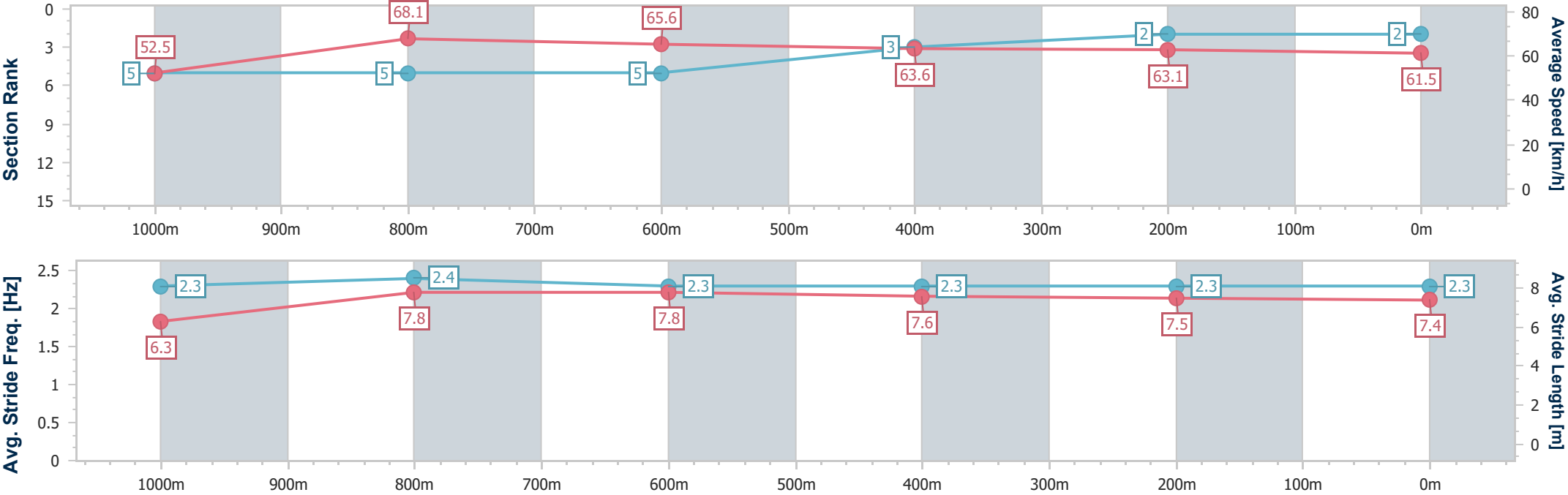
Horse/Jockey Name	Flying Shelly
Final Rank	2
Fastest Section Time (Section)	0:10.59 (1000m)
Top Speed [km/h] (Section)	69.0 (1000m)
Race State	Finished



IpswichProfessional
Race 7: SEVEN Class 4 Handicap - 1200m
03 January 2026 - 15:34
Track Rating: Good 4, Weather: Fine, Rail Position: +8.5m Entire



Section	Overall	1000m	800m	600m	400m	200m							
Section Times	1:09.67 [2] (0:13.71)	0:55.96 [5] (0:10.59)	0:45.37 [5] (0:10.98)	0:34.39 [5] (0:11.30)	0:23.09 [3] (0:11.35)	0:11.74 [2] (0:11.74)							
Average Speed [km/h]	52.5	68.1	65.6	63.6	63.1	61.5							
Top Speed [km/h]	68.6	69.0	67.4	64.0	64.5	63.3							
Avg. Dist. to Rail [m]	7.5	0.7	0.4	0.7	0.9	0.9							
Avg. Stride Freq. [Hz]	2.3	2.4	2.3	2.3	2.3	2.3							
Avg. Stride Length [m]	6.3	7.8	7.8	7.6	7.5	7.4							





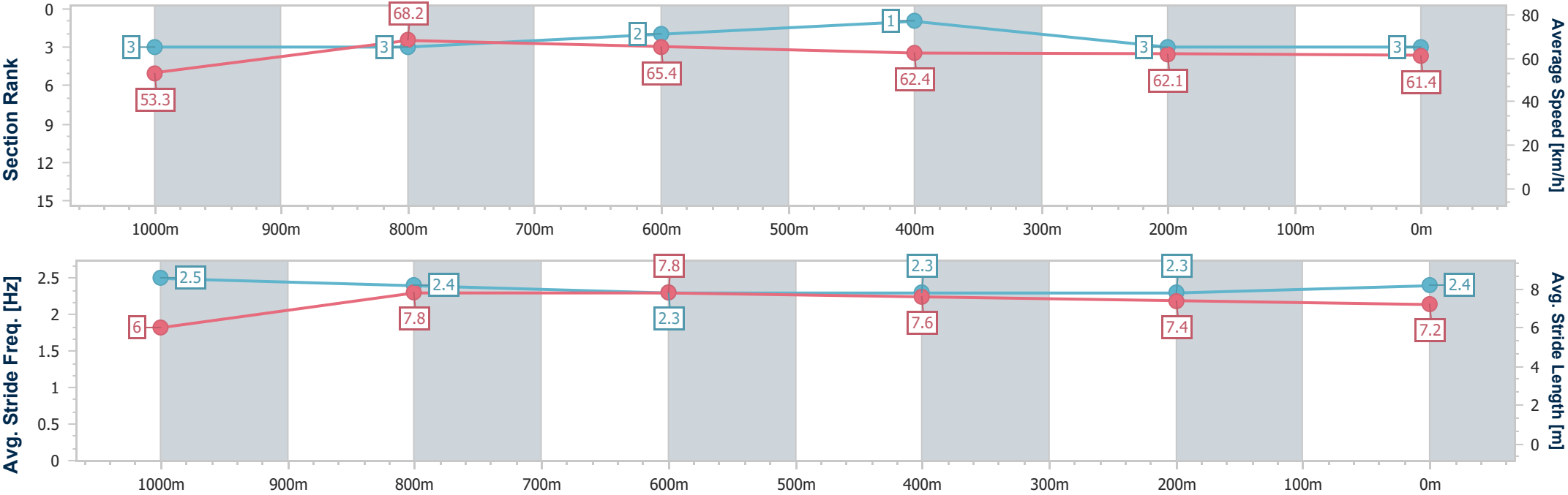
Horse/Jockey Name	The Gambling Greek
Final Rank	3
Fastest Section Time (Section)	0:10.52 (1000m)
Top Speed [km/h] (Section)	69.4 (1000m)
Race State	Finished



IpswichProfessional
Race 7: SEVEN Class 4 Handicap - 1200m
03 January 2026 - 15:34
Track Rating: Good 4, Weather: Fine, Rail Position: +8.5m Entire



Section	Overall	1000m	800m	600m	400m	200m							
Section Times	1:09.71 [3] (0:13.51)	0:56.20 [3] (0:10.52)	0:45.68 [3] (0:10.98)	0:34.70 [2] (0:11.45)	0:23.25 [1] (0:11.48)	0:11.77 [3] (0:11.77)							
Average Speed [km/h]	53.3	68.2	65.4	62.4	62.1	61.4							
Top Speed [km/h]	68.2	69.4	66.9	63.5	63.4	63.0							
Avg. Dist. to Rail [m]	3.1	0.6	1.0	1.5	1.2	0.4							
Avg. Stride Freq. [Hz]	2.5	2.4	2.3	2.3	2.3	2.4							
Avg. Stride Length [m]	6.0	7.8	7.8	7.6	7.4	7.2							





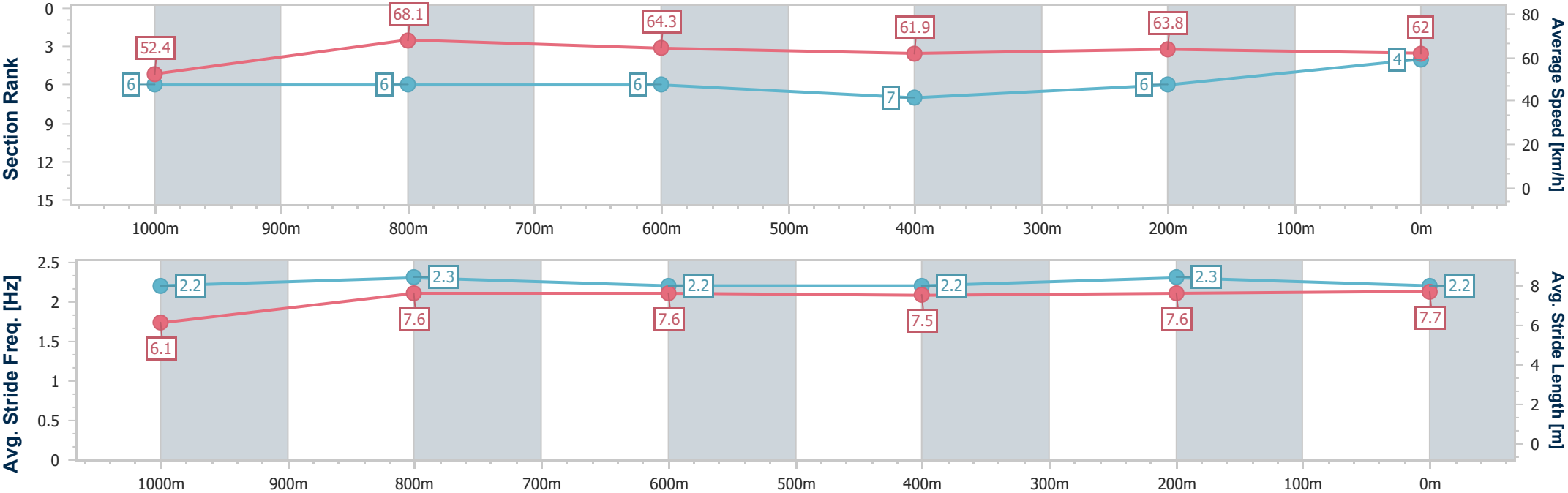
Horse/Jockey Name	Dream Lantern
Final Rank	4
Fastest Section Time (Section)	0:10.55 (1000m)
Top Speed [km/h] (Section)	69.2 (Overall)
Race State	Finished



IpswichProfessional
Race 7: SEVEN Class 4 Handicap - 1200m
03 January 2026 - 15:34
Track Rating: Good 4, Weather: Fine, Rail Position: +8.5m Entire



Section	Overall	1000m	800m	600m	400m	200m							
Section Times	1:09.78 [4] (0:13.76)	0:56.02 [6] (0:10.55)	0:45.47 [6] (0:11.10)	0:34.37 [6] (0:11.56)	0:22.81 [7] (0:11.17)	0:11.64 [6] (0:11.64)							
Average Speed [km/h]	52.4	68.1	64.3	61.9	63.8	62.0							
Top Speed [km/h]	69.2	69.2	66.2	64.2	64.8	62.8							
Avg. Dist. to Rail [m]	3.0	0.8	1.6	1.4	1.8	0.8							
Avg. Stride Freq. [Hz]	2.2	2.3	2.2	2.2	2.3	2.2							
Avg. Stride Length [m]	6.1	7.6	7.6	7.5	7.6	7.7							





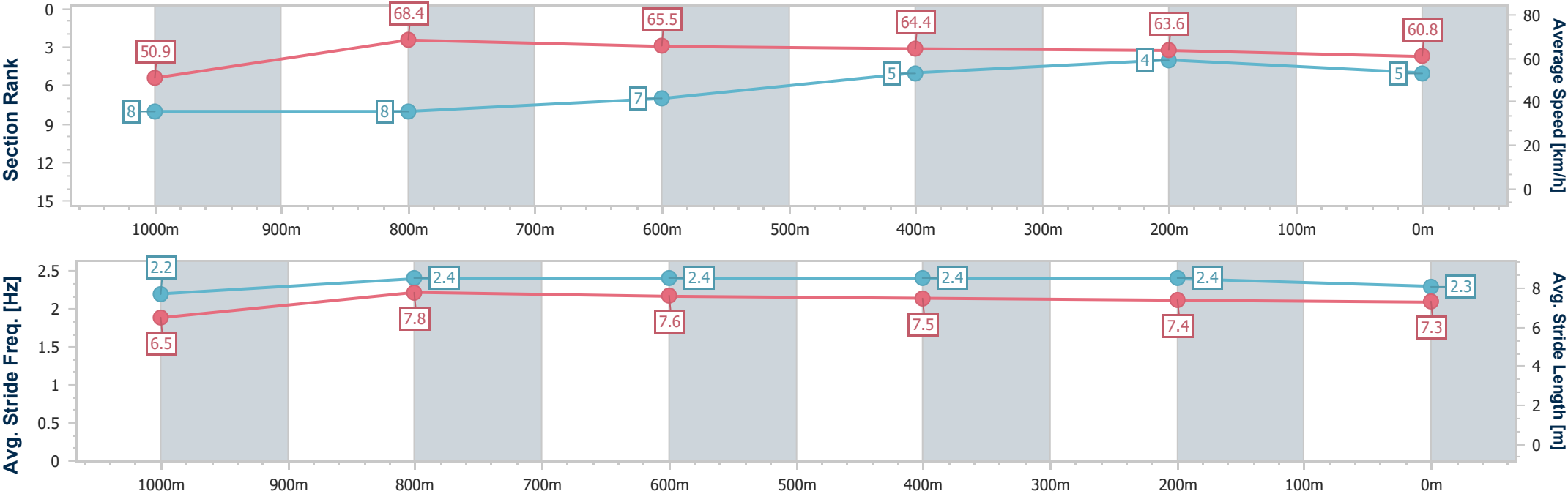
Horse/Jockey Name	North Of Eli
Final Rank	5
Fastest Section Time (Section)	0:10.48 (1000m)
Top Speed [km/h] (Section)	69.7 (1000m)
Race State	Finished



IpswichProfessional
Race 7: SEVEN Class 4 Handicap - 1200m
03 January 2026 - 15:34
Track Rating: Good 4, Weather: Fine, Rail Position: +8.5m Entire



Section	Overall	1000m	800m	600m	400m	200m							
Section Times	1:09.85 [5] (0:14.17)	0:55.68 [8] (0:10.48)	0:45.20 [8] (0:10.94)	0:34.26 [7] (0:11.17)	0:23.09 [5] (0:11.29)	0:11.80 [4] (0:11.80)							
Average Speed [km/h]	50.9	68.4	65.5	64.4	63.6	60.8							
Top Speed [km/h]	66.9	69.7	67.3	66.8	64.4	63.5							
Avg. Dist. to Rail [m]	6.1	1.2	1.3	0.4	0.9	2.6							
Avg. Stride Freq. [Hz]	2.2	2.4	2.4	2.4	2.4	2.3							
Avg. Stride Length [m]	6.5	7.8	7.6	7.5	7.4	7.3							





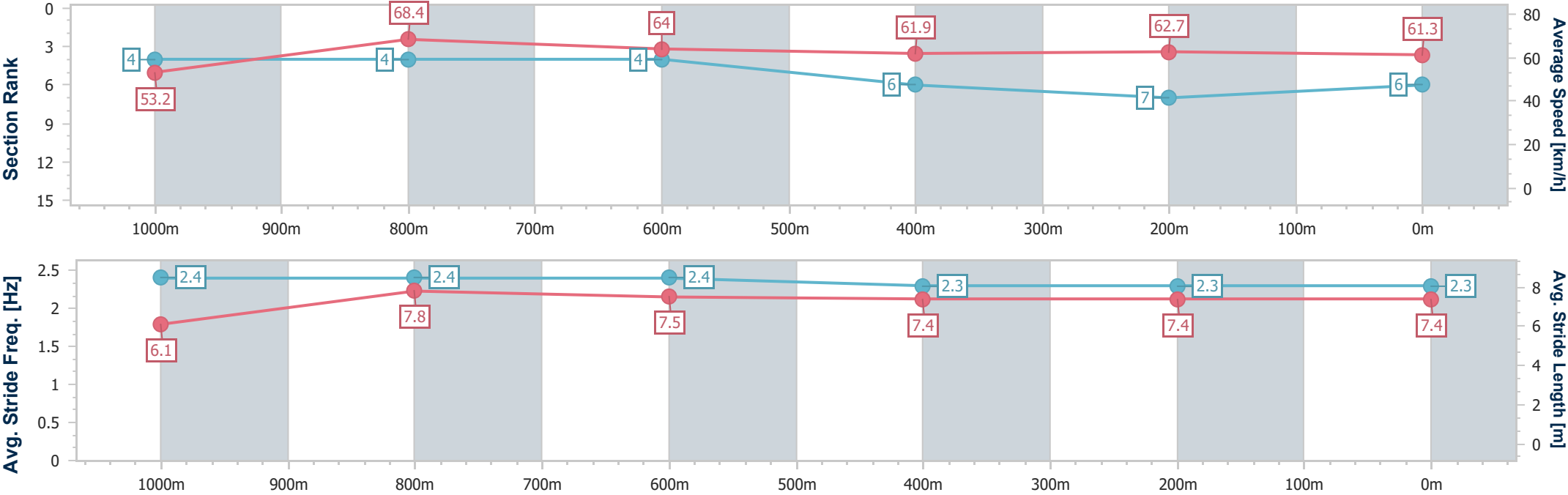
Horse/Jockey Name	Bold Julius
Final Rank	6
Fastest Section Time (Section)	0:10.53 (1000m)
Top Speed [km/h] (Section)	69.9 (1000m)
Race State	Finished



IpswichProfessional
Race 7: SEVEN Class 4 Handicap - 1200m
03 January 2026 - 15:34
Track Rating: Good 4, Weather: Fine, Rail Position: +8.5m Entire



Section	Overall	1000m	800m	600m	400m	200m							
Section Times	1:09.96 [6] (0:13.53)	0:56.43 [4] (0:10.53)	0:45.90 [4] (0:11.17)	0:34.73 [4] (0:11.55)	0:23.18 [6] (0:11.41)	0:11.77 [7] (0:11.77)							
Average Speed [km/h]	53.2	68.4	64.0	61.9	62.7	61.3							
Top Speed [km/h]	69.2	69.9	66.1	63.7	63.3	62.8							
Avg. Dist. to Rail [m]	2.3	0.6	1.2	1.4	1.1	1.7							
Avg. Stride Freq. [Hz]	2.4	2.4	2.4	2.3	2.3	2.3							
Avg. Stride Length [m]	6.1	7.8	7.5	7.4	7.4	7.4							





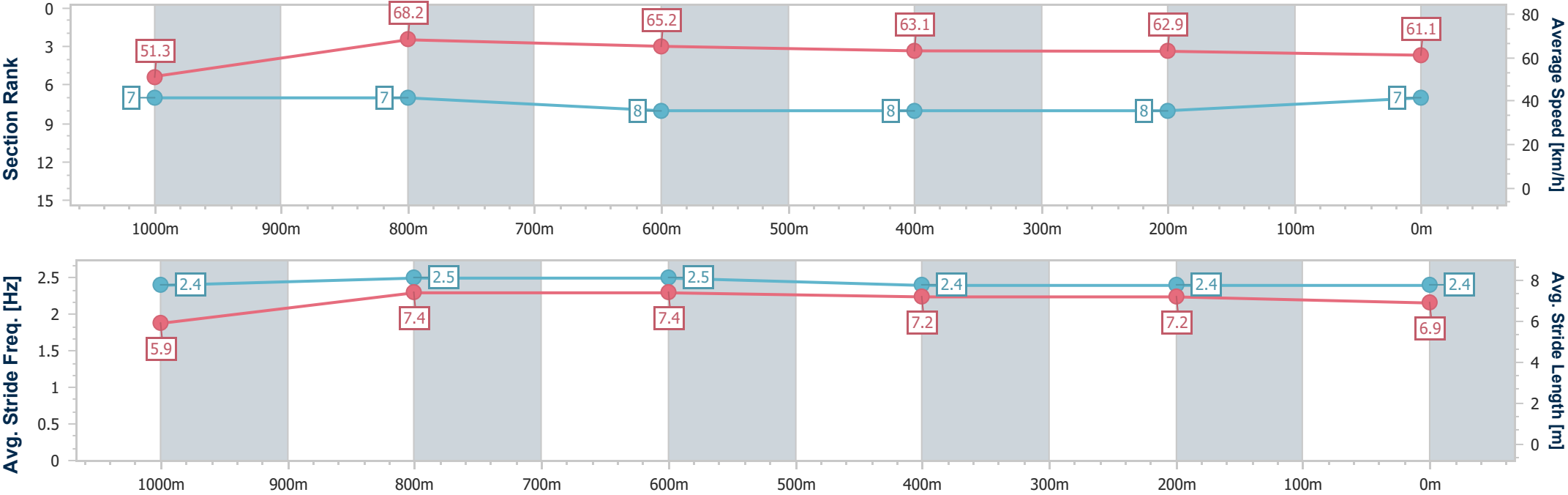
Horse/Jockey Name	Caxton Lass
Final Rank	7
Fastest Section Time (Section)	0:10.55 (1000m)
Top Speed [km/h] (Section)	69.7 (1000m)
Race State	Finished



IpswichProfessional
Race 7: SEVEN Class 4 Handicap - 1200m
03 January 2026 - 15:34
Track Rating: Good 4, Weather: Fine, Rail Position: +8.5m Entire



Section	Overall	1000m	800m	600m	400m	200m							
Section Times	1:10.18 [7] (0:14.07)	0:56.11 [7] (0:10.55)	0:45.56 [7] (0:11.00)	0:34.56 [8] (0:11.36)	0:23.20 [8] (0:11.40)	0:11.80 [8] (0:11.80)							
Average Speed [km/h]	51.3	68.2	65.2	63.1	62.9	61.1							
Top Speed [km/h]	68.0	69.7	66.8	65.2	64.0	62.8							
Avg. Dist. to Rail [m]	6.1	0.5	0.8	0.7	1.8	4.3							
Avg. Stride Freq. [Hz]	2.4	2.5	2.5	2.4	2.4	2.4							
Avg. Stride Length [m]	5.9	7.4	7.4	7.2	7.2	6.9							





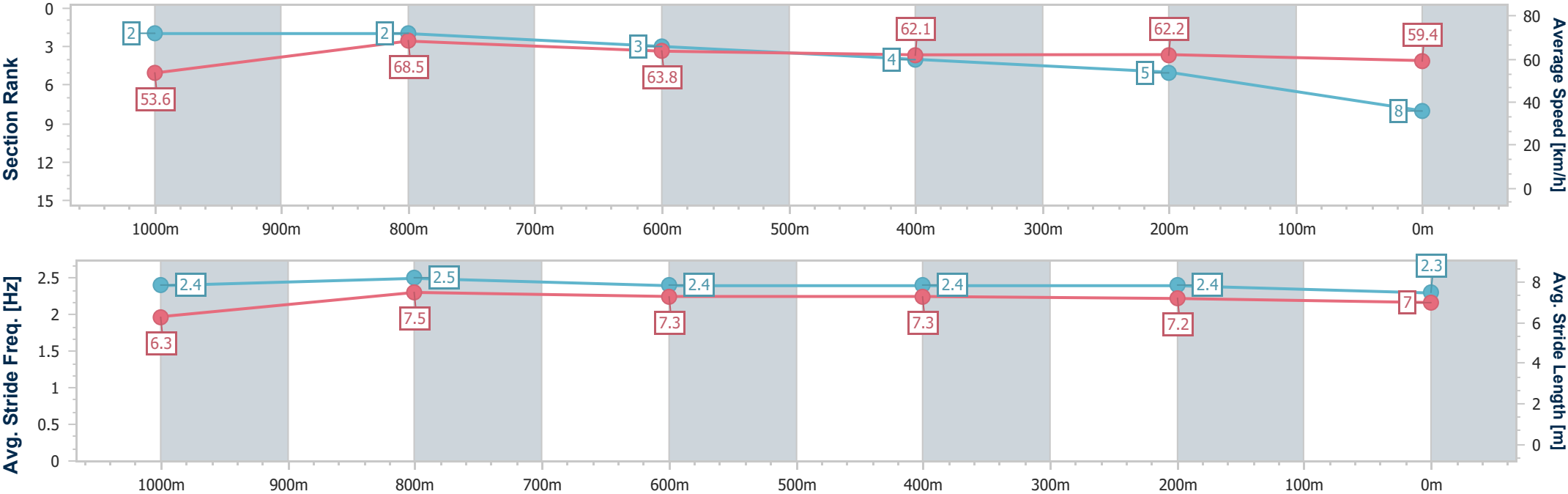
Horse/Jockey Name	Russian Sub
Final Rank	8
Fastest Section Time (Section)	0:10.48 (1000m)
Top Speed [km/h] (Section)	70.6 (1000m)
Race State	Finished



IpswichProfessional
Race 7: SEVEN Class 4 Handicap - 1200m
03 January 2026 - 15:34
Track Rating: Good 4, Weather: Fine, Rail Position: +8.5m Entire



Section	Overall	1000m	800m	600m	400m	200m							
Section Times	1:10.18 [8] (0:13.39)	0:56.79 [2] (0:10.48)	0:46.31 [2] (0:11.23)	0:35.08 [3] (0:11.54)	0:23.54 [4] (0:11.46)	0:12.08 [5] (0:12.08)							
Average Speed [km/h]	53.6	68.5	63.8	62.1	62.2	59.4							
Top Speed [km/h]	70.5	70.6	65.2	62.7	63.7	63.2							
Avg. Dist. to Rail [m]	4.5	1.1	1.5	1.9	2.5	1.3							
Avg. Stride Freq. [Hz]	2.4	2.5	2.4	2.4	2.4	2.3							
Avg. Stride Length [m]	6.3	7.5	7.3	7.3	7.2	7.0							



Track Rating: Good 4, Weather: Fine, Rail Position: +8.5m Entire

Section		Overall		1000m	800m	600m	400m	200m	Last 600m				
Field Times		1:04.19		0:56.03	0:45.10	0:34.20	0:23.14	0:11.84	0:34.20				
		(0:08.16)		(0:10.93)	(0:10.90)	(0:11.06)	(0:11.30)	(0:11.84)					
Rank	TAB	Horse/Jockey	Barrier	Top Speed [km/h]	Fastest Section							Margin	Distance Travelled [m]
1	1	ALPHA BRAVO	4	68.5	0:08.43	1:04.19 [1]	0:55.76 [2]	0:45.03 [2]	0:33.96 [3]	0:22.93 [3]	0:11.84 [1]	1:04.19	0:33.96
		Justin Huxtable		1000m	Overall	(0:08.43)	(0:10.73)	(0:11.07)	(0:11.03)	(0:11.09)	(0:11.84)		
2	17	EXOFLOW	6	67.7	0:08.53	1:04.33 [2]	0:55.80 [5]	0:44.99 [5]	0:34.01 [5]	0:22.93 [4]	0:11.67 [4]	0.86L	0:34.01
		Micheal Hellyer		1000m	Overall	(0:08.53)	(0:10.81)	(0:10.98)	(0:11.08)	(0:11.26)	(0:11.67)		-2
3	10	CAPITAL DIVA	7	68.6	0:08.48	1:04.37 [3]	0:55.89 [3]	0:45.19 [3]	0:34.25 [2]	0:23.15 [2]	0:11.85 [3]	1.09L	0:34.25
		Brandon Lerena		1000m	Overall	(0:08.48)	(0:10.70)	(0:10.94)	(0:11.10)	(0:11.30)	(0:11.85)		-1
4	3	THE HAMO	9	67.4	0:08.16	1:04.43 [4]	0:56.27 [1]	0:45.34 [1]	0:34.44 [1]	0:23.38 [1]	0:12.06 [2]	1.4L	0:34.44
		Adin Thompson		800m	Overall	(0:08.16)	(0:10.93)	(0:10.90)	(0:11.06)	(0:11.32)	(0:12.06)		-6
5	8	KICKATINALONG	17	67.4	0:08.68	1:04.77 [5]	0:56.09 [7]	0:45.18 [7]	0:34.27 [6]	0:23.05 [7]	0:11.72 [6]	3.4L	0:34.27
		Dylan Turner		1000m	Overall	(0:08.68)	(0:10.91)	(0:10.91)	(0:11.22)	(0:11.33)	(0:11.72)		+0
6	4	GOT GUMPTION	8	66.7	0:08.53	1:04.85 [6]	0:56.32 [4]	0:45.36 [6]	0:34.28 [7]	0:23.18 [6]	0:11.86 [5]	3.91L	0:34.28
		Jett Newman		1000m	Overall	(0:08.53)	(0:10.96)	(0:11.08)	(0:11.10)	(0:11.32)	(0:11.86)		+2
7	12	WAR TOO ALL	1	67.6	0:08.55	1:05.31 [7]	0:56.76 [6]	0:45.99 [4]	0:35.02 [4]	0:23.71 [5]	0:12.05 [7]	6.59L	0:35.02
		Dale Smith		1000m	Overall	(0:08.55)	(0:10.77)	(0:10.97)	(0:11.31)	(0:11.66)	(0:12.05)		-2

Scratched: Baltray (#13), Better Not Forget (#16), Count Nicholas (#14), Joy A Plenty (#9), In No Doubt (#15), Mio Sorrento (#18), The Gambling Greek (#2), Caxton Lass (#6), Corrupted (#7), Nightcapped (#1)



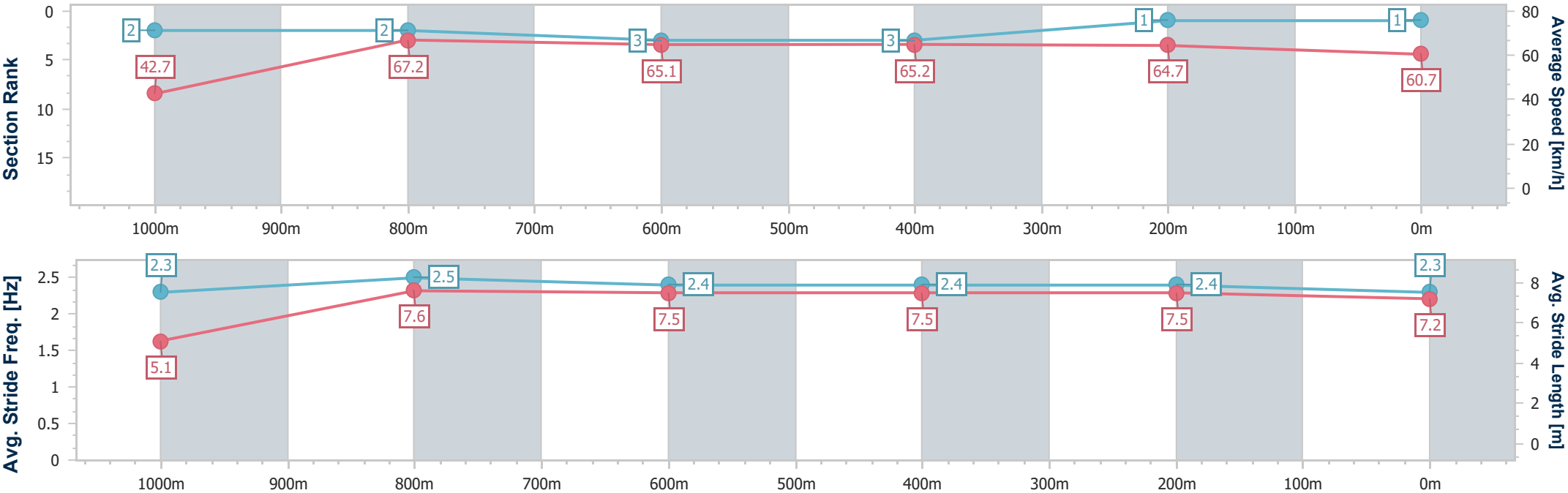
Horse/Jockey Name	Alpha Bravo
Final Rank	1
Fastest Section Time (Section)	0:08.43 (Overall)
Top Speed [km/h] (Section)	68.5 (1000m)
Race State	Finished



IpswichProfessional
Race 8: TEMPUS TWO BENCHMARK 65 Handicap - 1100m
03 January 2026 - 16:14
Track Rating: Good 4, Weather: Fine, Rail Position: +8.5m Entire



Section	Overall	1000m	800m	600m	400m	200m								
Section Times	1:04.19 [1] (0:08.43)	0:55.76 [2] (0:10.73)	0:45.03 [2] (0:11.07)	0:33.96 [3] (0:11.03)	0:22.93 [3] (0:11.09)	0:11.84 [1] (0:11.84)								
Average Speed [km/h]	42.7	67.2	65.1	65.2	64.7	60.7								
Top Speed [km/h]	64.0	68.5	66.6	65.8	65.8	64.2								
Avg. Dist. to Rail [m]	3.0	0.7	0.8	0.6	0.5	0.6								
Avg. Stride Freq. [Hz]	2.3	2.5	2.4	2.4	2.4	2.3								
Avg. Stride Length [m]	5.1	7.6	7.5	7.5	7.5	7.2								





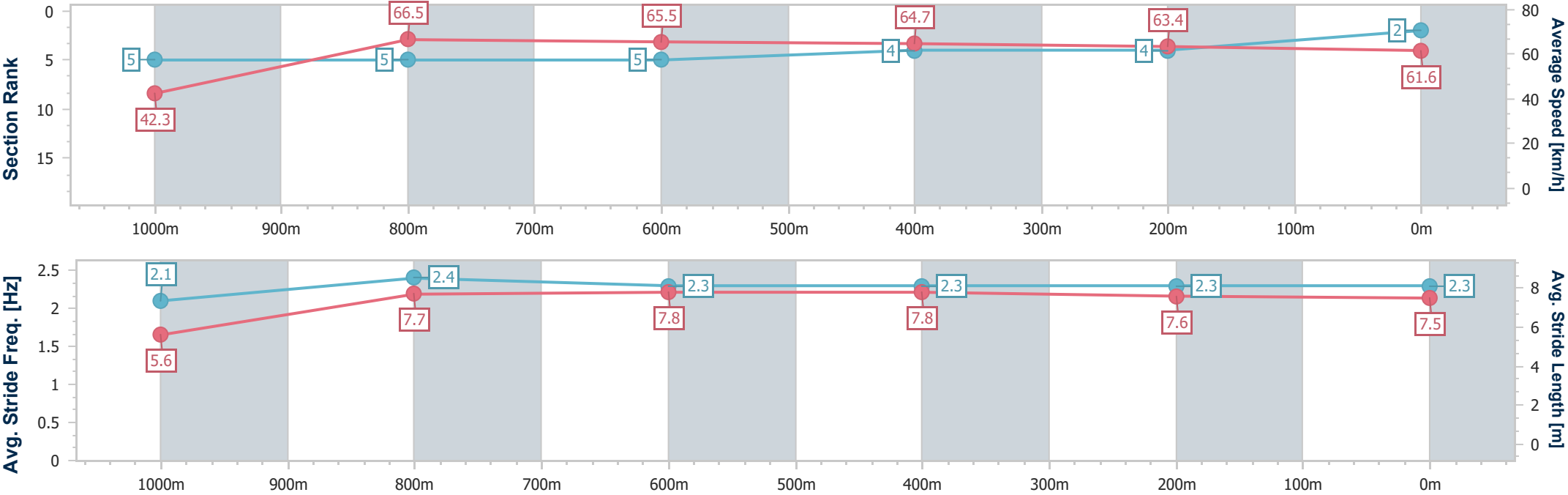
Horse/Jockey Name	Exoflow
Final Rank	2
Fastest Section Time (Section)	0:08.53 (Overall)
Top Speed [km/h] (Section)	67.7 (1000m)
Race State	Finished



IpswichProfessional
Race 8: TEMPUS TWO BENCHMARK 65 Handicap - 1100m
03 January 2026 - 16:14
Track Rating: Good 4, Weather: Fine, Rail Position: +8.5m Entire



Section	Overall	1000m	800m	600m	400m	200m							
Section Times	1:04.33 [2] (0:08.53)	0:55.80 [5] (0:10.81)	0:44.99 [5] (0:10.98)	0:34.01 [5] (0:11.08)	0:22.93 [4] (0:11.26)	0:11.67 [4] (0:11.67)							
Average Speed [km/h]	42.3	66.5	65.5	64.7	63.4	61.6							
Top Speed [km/h]	64.2	67.7	66.6	65.4	65.4	63.2							
Avg. Dist. to Rail [m]	4.6	0.5	0.5	1.1	2.5	0.4							
Avg. Stride Freq. [Hz]	2.1	2.4	2.3	2.3	2.3	2.3							
Avg. Stride Length [m]	5.6	7.7	7.8	7.8	7.6	7.5							





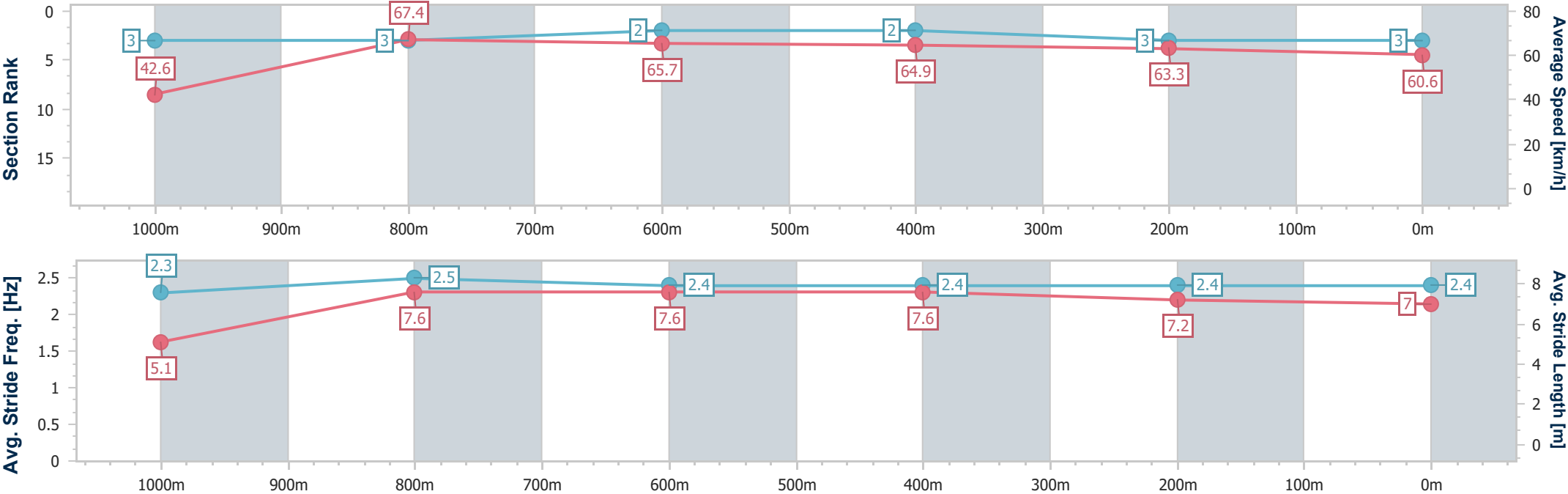
Horse/Jockey Name	Capital Diva
Final Rank	3
Fastest Section Time (Section)	0:08.48 (Overall)
Top Speed [km/h] (Section)	68.6 (1000m)
Race State	Finished



IpswichProfessional
Race 8: TEMPUS TWO BENCHMARK 65 Handicap - 1100m
03 January 2026 - 16:14
Track Rating: Good 4, Weather: Fine, Rail Position: +8.5m Entire



Section	Overall	1000m	800m	600m	400m	200m							
Section Times	1:04.37 [3] (0:08.48)	0:55.89 [3] (0:10.70)	0:45.19 [3] (0:10.94)	0:34.25 [2] (0:11.10)	0:23.15 [2] (0:11.30)	0:11.85 [3] (0:11.85)							
Average Speed [km/h]	42.6	67.4	65.7	64.9	63.3	60.6							
Top Speed [km/h]	64.7	68.6	67.2	65.6	65.6	62.2							
Avg. Dist. to Rail [m]	5.8	1.2	0.3	0.6	1.2	0.4							
Avg. Stride Freq. [Hz]	2.3	2.5	2.4	2.4	2.4	2.4							
Avg. Stride Length [m]	5.1	7.6	7.6	7.6	7.2	7.0							





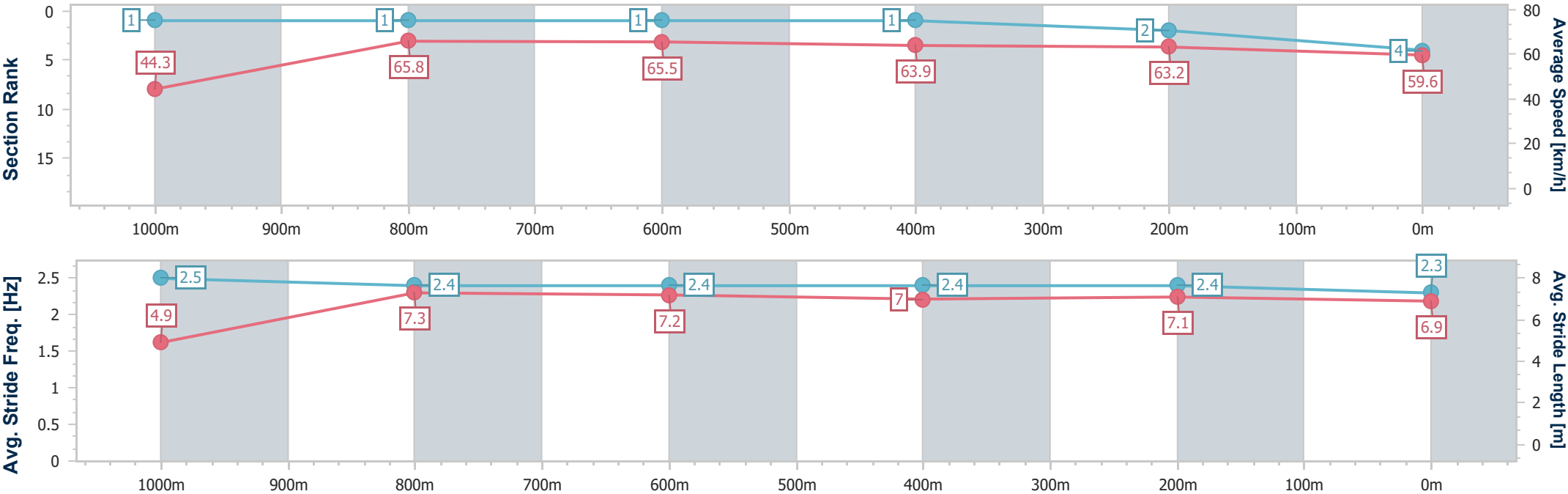
Horse/Jockey Name	The Hamo
Final Rank	4
Fastest Section Time (Section)	0:08.16 (Overall)
Top Speed [km/h] (Section)	67.4 (800m)
Race State	Finished



IpswichProfessional
Race 8: TEMPUS TWO BENCHMARK 65 Handicap - 1100m
03 January 2026 - 16:14
Track Rating: Good 4, Weather: Fine, Rail Position: +8.5m Entire



Section	Overall	1000m	800m	600m	400m	200m							
Section Times	1:04.43 [4] (0:08.16)	0:56.27 [1] (0:10.93)	0:45.34 [1] (0:10.90)	0:34.44 [1] (0:11.06)	0:23.38 [1] (0:11.32)	0:12.06 [2] (0:12.06)							
Average Speed [km/h]	44.3	65.8	65.5	63.9	63.2	59.6							
Top Speed [km/h]	65.6	67.3	67.4	65.1	64.1	62.5							
Avg. Dist. to Rail [m]	7.3	0.7	2.9	3.7	1.4	0.4							
Avg. Stride Freq. [Hz]	2.5	2.4	2.4	2.4	2.4	2.3							
Avg. Stride Length [m]	4.9	7.3	7.2	7.0	7.1	6.9							





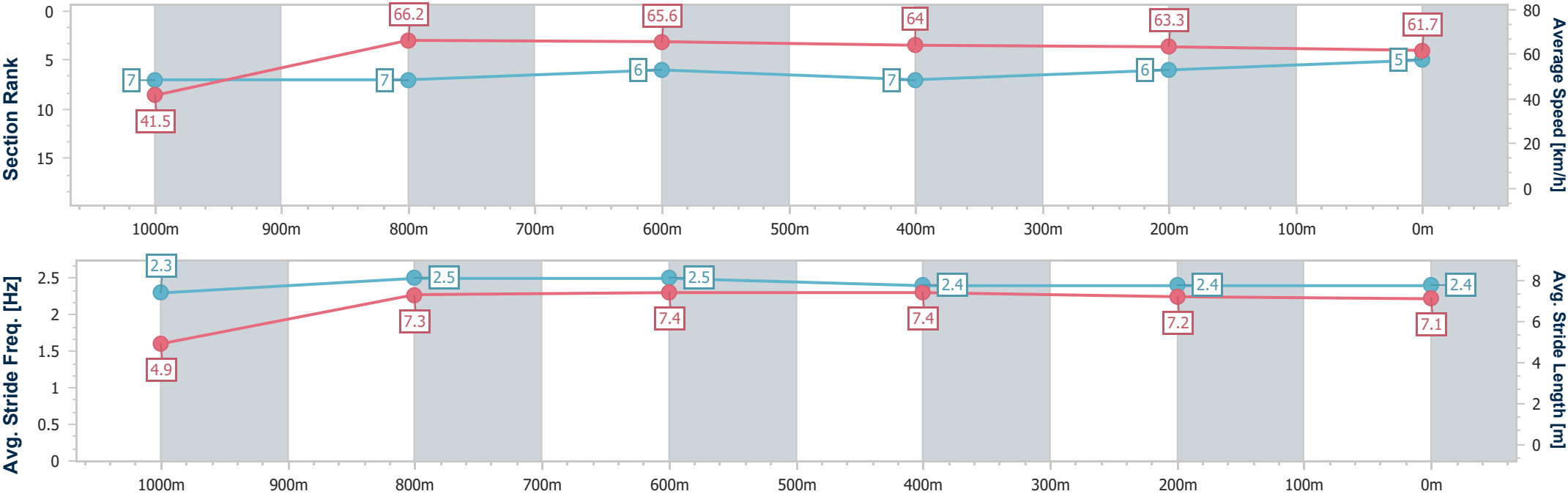
Horse/Jockey Name	Kickatinalong
Final Rank	5
Fastest Section Time (Section)	0:08.68 (Overall)
Top Speed [km/h] (Section)	67.4 (1000m)
Race State	Finished



IpswichProfessional
Race 8: TEMPUS TWO BENCHMARK 65 Handicap - 1100m
03 January 2026 - 16:14
Track Rating: Good 4, Weather: Fine, Rail Position: +8.5m Entire



Section	Overall	1000m	800m	600m	400m	200m								
Section Times	1:04.77 [5] (0:08.68)	0:56.09 [7] (0:10.91)	0:45.18 [7] (0:10.91)	0:34.27 [6] (0:11.22)	0:23.05 [7] (0:11.33)	0:11.72 [6] (0:11.72)								
Average Speed [km/h]	41.5	66.2	65.6	64.0	63.3	61.7								
Top Speed [km/h]	60.7	67.4	66.9	65.4	65.1	63.7								
Avg. Dist. to Rail [m]	8.5	1.5	1.3	1.5	1.2	3.8								
Avg. Stride Freq. [Hz]	2.3	2.5	2.5	2.4	2.4	2.4								
Avg. Stride Length [m]	4.9	7.3	7.4	7.4	7.2	7.1								





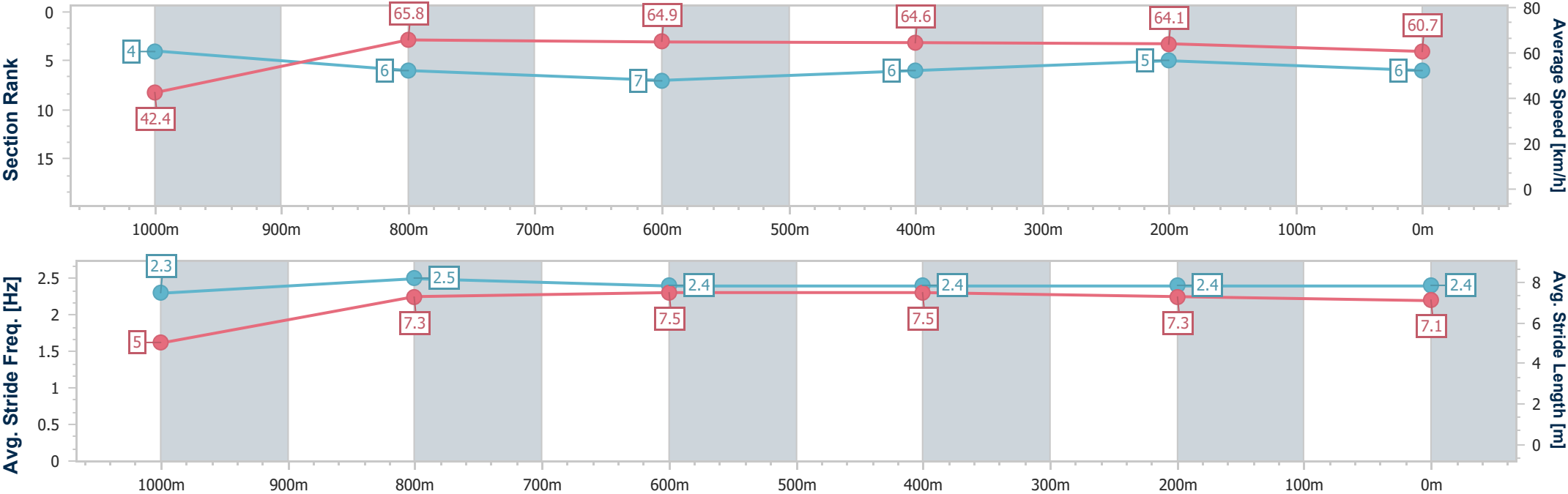
Horse/Jockey Name	Got Gumption
Final Rank	6
Fastest Section Time (Section)	0:08.53 (Overall)
Top Speed [km/h] (Section)	66.7 (1000m)
Race State	Finished



IpswichProfessional
Race 8: TEMPUS TWO BENCHMARK 65 Handicap - 1100m
03 January 2026 - 16:14
Track Rating: Good 4, Weather: Fine, Rail Position: +8.5m Entire



Section	Overall	1000m	800m	600m	400m	200m							
Section Times	1:04.85 [6] (0:08.53)	0:56.32 [4] (0:10.96)	0:45.36 [6] (0:11.08)	0:34.28 [7] (0:11.10)	0:23.18 [6] (0:11.32)	0:11.86 [5] (0:11.86)							
Average Speed [km/h]	42.4	65.8	64.9	64.6	64.1	60.7							
Top Speed [km/h]	65.1	66.7	65.9	65.5	65.2	63.2							
Avg. Dist. to Rail [m]	6.8	2.0	0.8	0.7	2.1	5.1							
Avg. Stride Freq. [Hz]	2.3	2.5	2.4	2.4	2.4	2.4							
Avg. Stride Length [m]	5.0	7.3	7.5	7.5	7.3	7.1							





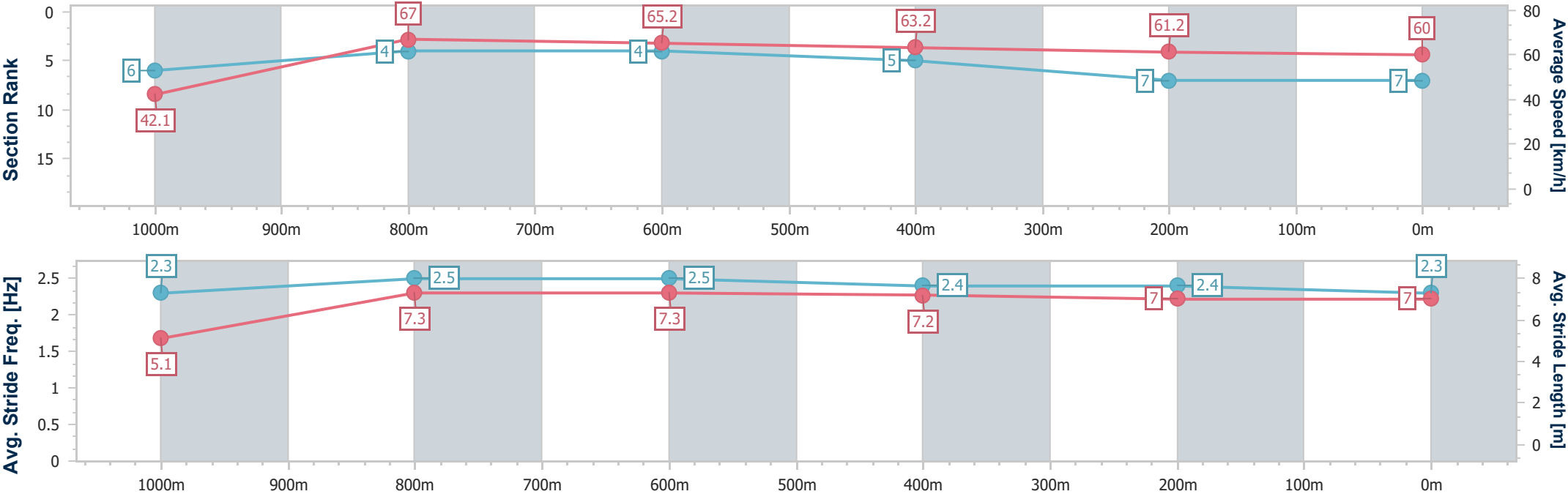
Horse/Jockey Name	War Too All
Final Rank	7
Fastest Section Time (Section)	0:08.55 (Overall)
Top Speed [km/h] (Section)	67.6 (1000m)
Race State	Finished



IpswichProfessional
Race 8: TEMPUS TWO BENCHMARK 65 Handicap - 1100m
03 January 2026 - 16:14
Track Rating: Good 4, Weather: Fine, Rail Position: +8.5m Entire



Section	Overall	1000m	800m	600m	400m	200m							
Section Times	1:05.31 [7] (0:08.55)	0:56.76 [6] (0:10.77)	0:45.99 [4] (0:10.97)	0:35.02 [4] (0:11.31)	0:23.71 [5] (0:11.66)	0:12.05 [7] (0:12.05)							
Average Speed [km/h]	42.1	67.0	65.2	63.2	61.2	60.0							
Top Speed [km/h]	64.0	67.6	67.3	64.1	62.8	61.1							
Avg. Dist. to Rail [m]	2.9	0.3	0.7	1.3	1.8	0.4							
Avg. Stride Freq. [Hz]	2.3	2.5	2.5	2.4	2.4	2.3							
Avg. Stride Length [m]	5.1	7.3	7.3	7.2	7.0	7.0							





IpswichProfessional

Race 9: RAY WHITE IPSWICH Class 1 Plate - 1350m

03 January 2026 - 16:51



Track Rating: Good 4, Weather: Fine, Rail Position: +8.5m Entire

Section		Overall				1200m	1000m	800m	600m	400m	Last 600m	
Field Times		1:20.62				1:09.30	0:58.59	0:47.72	0:36.24	0:24.35	0:36.24	
		(0:11.32)				(0:10.71)	(0:10.87)	(0:11.48)	(0:11.89)	(0:12.12)		
Rank	TAB	Horse/Jockey	Barrier	Top Speed [km/h]	Fastest Section							Distance Travelled [m]
1	13	SIX OF WANDS	9	68.4	0:10.64	1:20.62 [1]	1:09.23 [3]	0:58.59 [1]	0:47.72 [1]	0:36.24 [1]	0:24.35 [1]	0:36.24
		Fiona Sandkuhl		1200m	1200m	(0:11.39)	(0:10.64)	(0:10.87)	(0:11.48)	(0:11.89)	(0:12.12)	
2	18	UPSTART LOVER	2	67.6	0:10.74	1:20.64 [2]	1:09.31 [2]	0:58.57 [2]	0:47.51 [4]	0:36.04 [3]	0:24.13 [4]	0:36.04 -1
		Georgina Cartwright		1200m	1200m	(0:11.33)	(0:10.74)	(0:11.06)	(0:11.47)	(0:11.91)	(0:11.95)	
3	1	BACKSTAGE	7	67.3	0:10.83	1:20.69 [3]	1:08.89 [9]	0:57.73 [9]	0:46.90 [9]	0:35.30 [9]	0:23.74 [8]	0:35.30 +5
		Dylan Turner		1000m	1000m	(0:11.80)	(0:11.16)	(0:10.83)	(0:11.60)	(0:11.56)	(0:11.76)	
4	16	WARILLA GORILLA	10	70.0	0:10.66	1:20.83 [4]	1:09.39 [5]	0:58.73 [3]	0:47.70 [3]	0:36.09 [4]	0:24.35 [3]	0:36.09 +4
		Adin Thompson		1200m	1200m	(0:11.44)	(0:10.66)	(0:11.03)	(0:11.61)	(0:11.74)	(0:12.02)	
5	10	SNUGG	1	66.1	0:11.02	1:20.85 [5]	1:09.19 [8]	0:58.15 [7]	0:47.13 [8]	0:35.62 [8]	0:23.90 [9]	0:35.62 -1
		Sean Cormack		1000m	1000m	(0:11.66)	(0:11.04)	(0:11.02)	(0:11.51)	(0:11.72)	(0:11.97)	
6	14	GREY IMPACT	6	67.3	0:10.84	1:20.94 [6]	1:09.34 [7]	0:58.23 [8]	0:47.39 [7]	0:35.80 [7]	0:24.05 [7]	0:35.80 +2
		Jett Newman		1000m	1000m	(0:11.60)	(0:11.11)	(0:10.84)	(0:11.59)	(0:11.75)	(0:11.86)	
7	4	JOHNNY THE KID	4	66.2	0:10.96	1:21.24 [7]	1:09.43 [10]	0:58.25 [10]	0:47.29 [10]	0:35.74 [10]	0:24.13 [10]	0:35.74 +2
		Micheal Hellyer		1000m	1000m	(0:11.81)	(0:11.18)	(0:10.96)	(0:11.55)	(0:11.61)	(0:11.83)	
8	9	YUNA IS PIERATA	5	67.0	0:10.97	1:21.44 [8]	1:10.02 [4]	0:59.05 [6]	0:48.02 [6]	0:36.50 [6]	0:24.65 [6]	0:36.50 -1
		Brandon Lerena		1000m	1200m	(0:11.42)	(0:10.97)	(0:11.03)	(0:11.52)	(0:11.85)	(0:11.94)	
9	12	XTRA LA VITA	8	67.0	0:10.85	1:21.68 [9]	1:10.36 [1]	0:59.51 [5]	0:48.40 [5]	0:36.77 [5]	0:24.98 [5]	0:36.77 +2
		Anthony Allen		1200m	1200m	(0:11.32)	(0:10.85)	(0:11.11)	(0:11.63)	(0:11.79)	(0:12.12)	
10	15	STABILIZER	13	68.7	0:10.64	1:22.68 [10]	1:11.21 [6]	1:00.57 [4]	0:49.68 [2]	0:38.19 [2]	0:26.33 [2]	0:38.19 +4
		Dale Smith		1200m	1200m	(0:11.47)	(0:10.64)	(0:10.89)	(0:11.49)	(0:11.86)	(0:12.48)	

Scratched: Lantau Island (#5), Turn The Corner (#7), Gone To Cape York (#3), North Pole (#8), Lady Windermere (#11), Galvanize (#2), Maikrow (#6), Gold Dazzler (#17)



IpswichProfessional

Race 9: RAY WHITE IPSWICH Class 1 Plate - 1350m

03 January 2026 - 16:51



Track Rating: Good 4, Weather: Fine, Rail Position: +8.5m Entire

Section Field Times				200m 0:12.23 (0:12.23)				Last 600m 0:36.24	
Rank	TAB	Horse/Jockey	Barrier	Top Speed [km/h]	Fastest Section	Margin		Distance Travelled [m]	
1	13	SIX OF WANDS	9	68.4	0:10.64	0:12.23 [1]	1:20.62	0:36.24	
		Fiona Sandkuhl		1200m	1200m	(0:12.23)			
2	18	UPSTART LOVER	2	67.6	0:10.74	0:12.18 [2]	0.14L	0:36.04	-1
		Georgina Cartwright		1200m	1200m	(0:12.18)			
3	1	BACKSTAGE	7	67.3	0:10.83	0:11.98 [4]	0.45L	0:35.30	+5
		Dylan Turner		1000m	1000m	(0:11.98)			
4	16	WARILLA GORILLA	10	70.0	0:10.66	0:12.33 [3]	1.28L	0:36.09	+4
		Adin Thompson		1200m	1200m	(0:12.33)			
5	10	SNUGG	1	66.1	0:11.02	0:11.93 [9]	1.37L	0:35.62	-1
		Sean Cormack		1000m	1000m	(0:11.93)			
6	14	GREY IMPACT	6	67.3	0:10.84	0:12.19 [6]	1.9L	0:35.80	+2
		Jett Newman		1000m	1000m	(0:12.19)			
7	4	JOHNNY THE KID	4	66.2	0:10.96	0:12.30 [10]	3.67L	0:35.74	+2
		Micheal Hellyer		1000m	1000m	(0:12.30)			
8	9	YUNA IS PIERATA	5	67.0	0:10.97	0:12.71 [5]	4.84L	0:36.50	-1
		Brandon Lerena		1000m	1200m	(0:12.71)			
9	12	XTRA LA VITA	8	67.0	0:10.85	0:12.86 [7]	6.24L	0:36.77	+2
		Anthony Allen		1200m	1200m	(0:12.86)			
10	15	STABILIZER	13	68.7	0:10.64	0:13.85 [8]	12.13L	0:38.19	+4
		Dale Smith		1200m	1200m	(0:13.85)			

Scratched: Lantau Island (#5), Turn The Corner (#7), Gone To Cape York (#3), North Pole (#8), Lady Windermere (#11), Galvanize (#2), Maikrow (#6), Gold Dazzler (#17)



Horse/Jockey Name	Six Of Wands
Final Rank	1
Fastest Section Time (Section)	0:10.64 (1200m)
Top Speed [km/h] (Section)	68.4 (1200m)
Race State	Finished

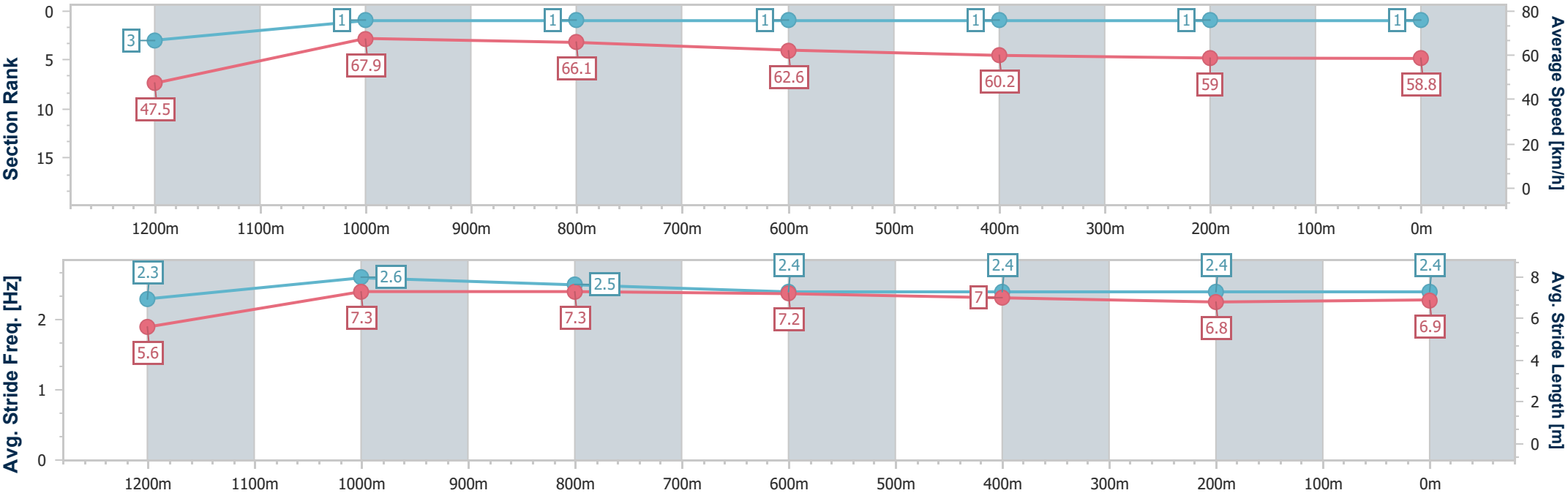


IpswichProfessional
Race 9: RAY WHITE IPSWICH Class 1 Plate - 1350m



03 January 2026 - 16:51
Track Rating: Good 4, Weather: Fine, Rail Position: +8.5m Entire

Section	Overall	1200m	1000m	800m	600m	400m	200m						
Section Times	1:20.62 [1] (0:11.39)	1:09.23 [3] (0:10.64)	0:58.59 [1] (0:10.87)	0:47.72 [1] (0:11.48)	0:36.24 [1] (0:11.89)	0:24.35 [1] (0:12.12)	0:12.23 [1] (0:12.23)						
Average Speed [km/h]	47.5	67.9	66.1	62.6	60.2	59.0	58.8						
Top Speed [km/h]	67.3	68.4	68.2	64.6	60.9	59.7	59.4						
Avg. Dist. to Rail [m]	5.4	2.5	0.9	1.2	1.5	1.6	0.9						
Avg. Stride Freq. [Hz]	2.3	2.6	2.5	2.4	2.4	2.4	2.4						
Avg. Stride Length [m]	5.6	7.3	7.3	7.2	7.0	6.8	6.9						





Horse/Jockey Name	Upstart Lover
Final Rank	2
Fastest Section Time (Section)	0:10.74 (1200m)
Top Speed [km/h] (Section)	67.6 (1200m)
Race State	Finished



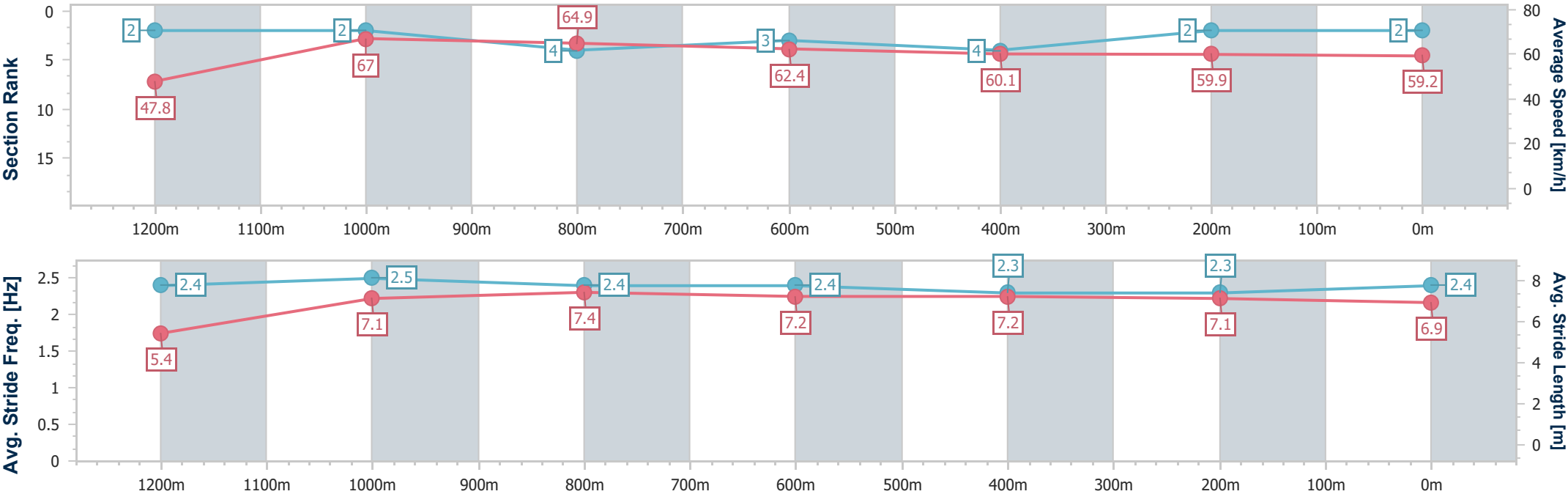
IpswichProfessional
Race 9: RAY WHITE IPSWICH Class 1 Plate - 1350m

03 January 2026 - 16:51



Track Rating: Good 4, Weather: Fine, Rail Position: +8.5m Entire

Section	Overall	1200m	1000m	800m	600m	400m	200m						
Section Times	1:20.64 [2] (0:11.33)	1:09.31 [2] (0:10.74)	0:58.57 [2] (0:11.06)	0:47.51 [4] (0:11.47)	0:36.04 [3] (0:11.91)	0:24.13 [4] (0:11.95)	0:12.18 [2] (0:12.18)						
Average Speed [km/h]	47.8	67.0	64.9	62.4	60.1	59.9	59.2						
Top Speed [km/h]	65.5	67.6	66.7	63.3	60.9	60.5	60.5						
Avg. Dist. to Rail [m]	1.2	0.5	0.7	1.3	1.5	1.1	0.4						
Avg. Stride Freq. [Hz]	2.4	2.5	2.4	2.4	2.3	2.3	2.4						
Avg. Stride Length [m]	5.4	7.1	7.4	7.2	7.2	7.1	6.9						



- [] Ranking at each section and finish
- .-.- No data available at this section
- NA No data available



Horse/Jockey Name	Backstage
Final Rank	3
Fastest Section Time (Section)	0:10.83 (1000m)
Top Speed [km/h] (Section)	67.3 (1000m)
Race State	Finished

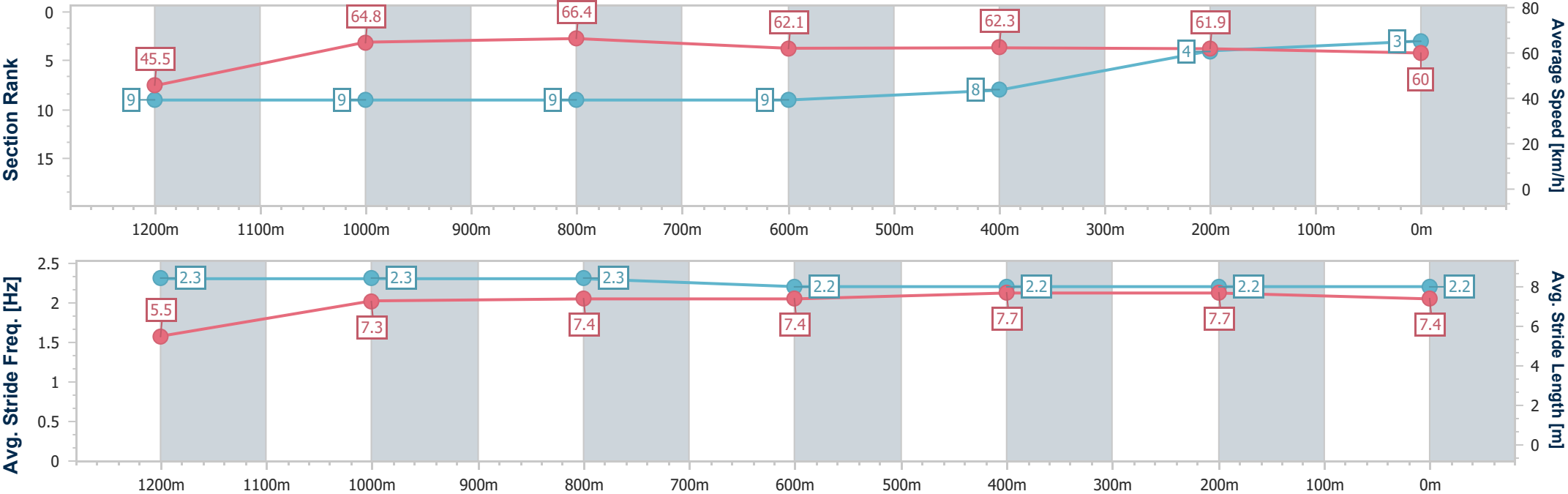


IpswichProfessional
Race 9: RAY WHITE IPSWICH Class 1 Plate - 1350m

03 January 2026 - 16:51
Track Rating: Good 4, Weather: Fine, Rail Position: +8.5m Entire



Section	Overall	1200m	1000m	800m	600m	400m	200m						
Section Times	1:20.69 [3] (0:11.80)	1:08.89 [9] (0:11.16)	0:57.73 [9] (0:10.83)	0:46.90 [9] (0:11.60)	0:35.30 [9] (0:11.56)	0:23.74 [8] (0:11.76)	0:11.98 [4] (0:11.98)						
Average Speed [km/h]	45.5	64.8	66.4	62.1	62.3	61.9	60.0						
Top Speed [km/h]	63.2	66.2	67.3	65.8	62.8	62.9	61.6						
Avg. Dist. to Rail [m]	3.4	1.0	0.4	0.2	0.5	3.1	3.6						
Avg. Stride Freq. [Hz]	2.3	2.3	2.3	2.2	2.2	2.2	2.2						
Avg. Stride Length [m]	5.5	7.3	7.4	7.4	7.7	7.7	7.4						



- [] Ranking at each section and finish
- .-.- No data available at this section
- NA No data available



Horse/Jockey Name	Warilla Gorilla
Final Rank	4
Fastest Section Time (Section)	0:10.66 (1200m)
Top Speed [km/h] (Section)	70.0 (1200m)
Race State	Finished

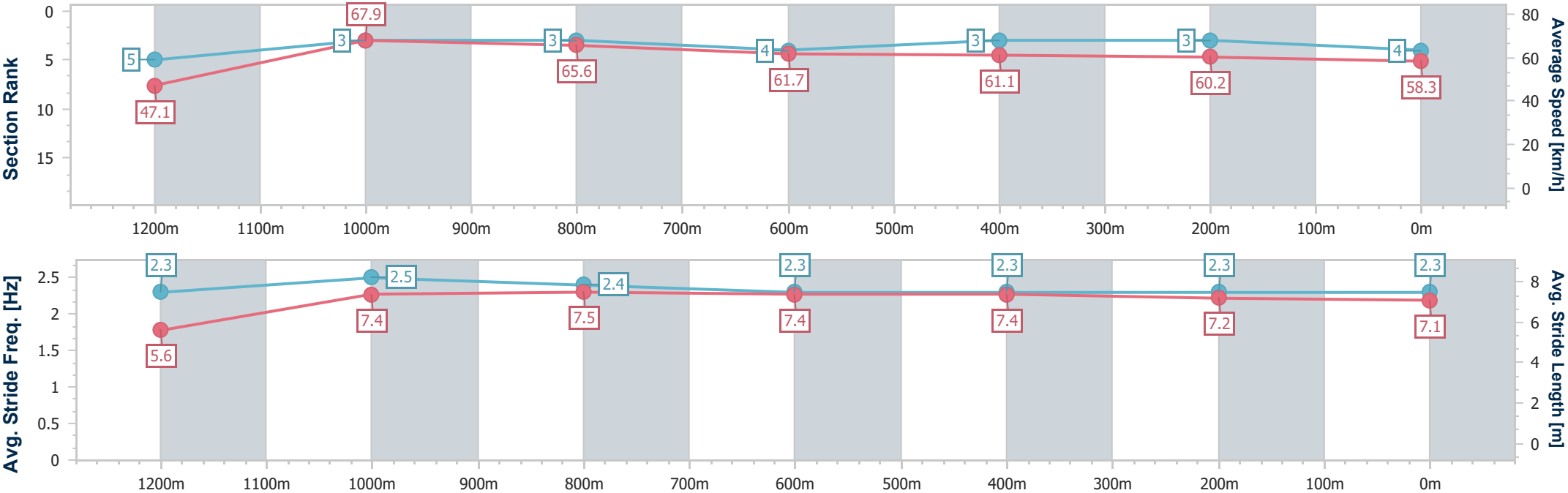


IpswichProfessional
Race 9: RAY WHITE IPSWICH Class 1 Plate - 1350m



03 January 2026 - 16:51
Track Rating: Good 4, Weather: Fine, Rail Position: +8.5m Entire

Section	Overall	1200m	1000m	800m	600m	400m	200m						
Section Times	1:20.83 [4] (0:11.44)	1:09.39 [5] (0:10.66)	0:58.73 [3] (0:11.03)	0:47.70 [3] (0:11.61)	0:36.09 [4] (0:11.74)	0:24.35 [3] (0:12.02)	0:12.33 [3] (0:12.33)						
Average Speed [km/h]	47.1	67.9	65.6	61.7	61.1	60.2	58.3						
Top Speed [km/h]	67.2	70.0	67.0	62.7	62.1	61.3	59.7						
Avg. Dist. to Rail [m]	6.9	3.8	1.4	0.6	0.5	0.9	1.5						
Avg. Stride Freq. [Hz]	2.3	2.5	2.4	2.3	2.3	2.3	2.3						
Avg. Stride Length [m]	5.6	7.4	7.5	7.4	7.4	7.2	7.1						



- [] Ranking at each section and finish
- .-.- No data available at this section
- NA No data available



Horse/Jockey Name	Snugg
Final Rank	5
Fastest Section Time (Section)	0:11.02 (1000m)
Top Speed [km/h] (Section)	66.1 (1000m)
Race State	Finished

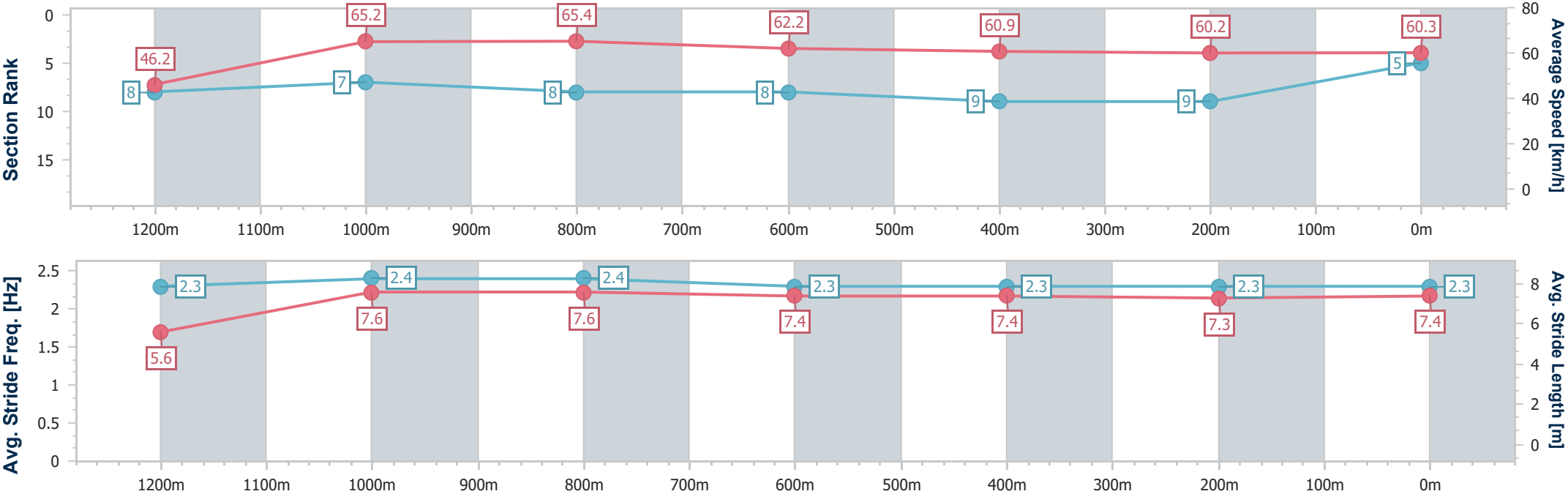


IpswichProfessional
Race 9: RAY WHITE IPSWICH Class 1 Plate - 1350m

03 January 2026 - 16:51
Track Rating: Good 4, Weather: Fine, Rail Position: +8.5m Entire



Section	Overall	1200m	1000m	800m	600m	400m	200m						
Section Times	1:20.85 [5] (0:11.66)	1:09.19 [8] (0:11.04)	0:58.15 [7] (0:11.02)	0:47.13 [8] (0:11.51)	0:35.62 [8] (0:11.72)	0:23.90 [9] (0:11.97)	0:11.93 [9] (0:11.93)						
Average Speed [km/h]	46.2	65.2	65.4	62.2	60.9	60.2	60.3						
Top Speed [km/h]	64.6	65.7	66.1	65.0	62.8	61.3	61.1						
Avg. Dist. to Rail [m]	2.0	0.6	0.8	1.3	1.6	0.6	1.4						
Avg. Stride Freq. [Hz]	2.3	2.4	2.4	2.3	2.3	2.3	2.3						
Avg. Stride Length [m]	5.6	7.6	7.6	7.4	7.4	7.3	7.4						



- [] Ranking at each section and finish
- .-.- No data available at this section
- NA No data available



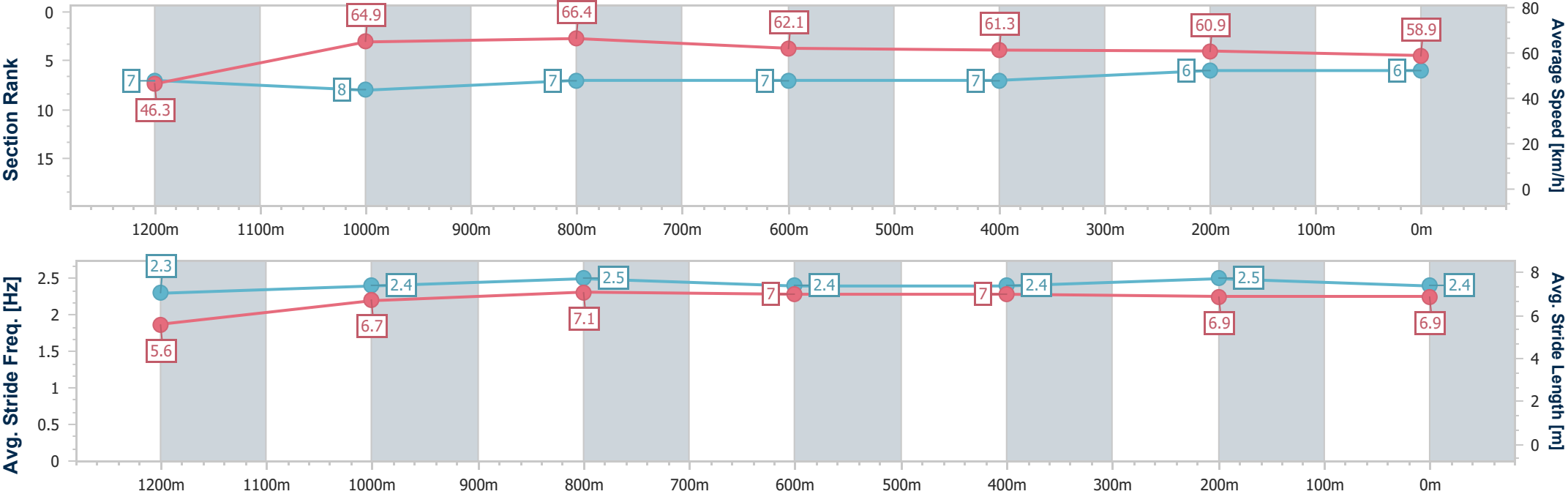
Horse/Jockey Name	Grey Impact
Final Rank	6
Fastest Section Time (Section)	0:10.84 (1000m)
Top Speed [km/h] (Section)	67.3 (1000m)
Race State	Finished



IpswichProfessional
Race 9: RAY WHITE IPSWICH Class 1 Plate - 1350m
03 January 2026 - 16:51
Track Rating: Good 4, Weather: Fine, Rail Position: +8.5m Entire



Section	Overall	1200m	1000m	800m	600m	400m	200m						
Section Times	1:20.94 [6] (0:11.60)	1:09.34 [7] (0:11.11)	0:58.23 [8] (0:10.84)	0:47.39 [7] (0:11.59)	0:35.80 [7] (0:11.75)	0:24.05 [7] (0:11.86)	0:12.19 [6] (0:12.19)						
Average Speed [km/h]	46.3	64.9	66.4	62.1	61.3	60.9	58.9						
Top Speed [km/h]	63.6	67.1	67.3	64.5	62.4	61.8	60.4						
Avg. Dist. to Rail [m]	2.5	0.9	0.2	0.4	0.3	2.1	2.8						
Avg. Stride Freq. [Hz]	2.3	2.4	2.5	2.4	2.4	2.5	2.4						
Avg. Stride Length [m]	5.6	6.7	7.1	7.0	7.0	6.9	6.9						





Horse/Jockey Name	Johnny The Kid
Final Rank	7
Fastest Section Time (Section)	0:10.96 (1000m)
Top Speed [km/h] (Section)	66.2 (1000m)
Race State	Finished

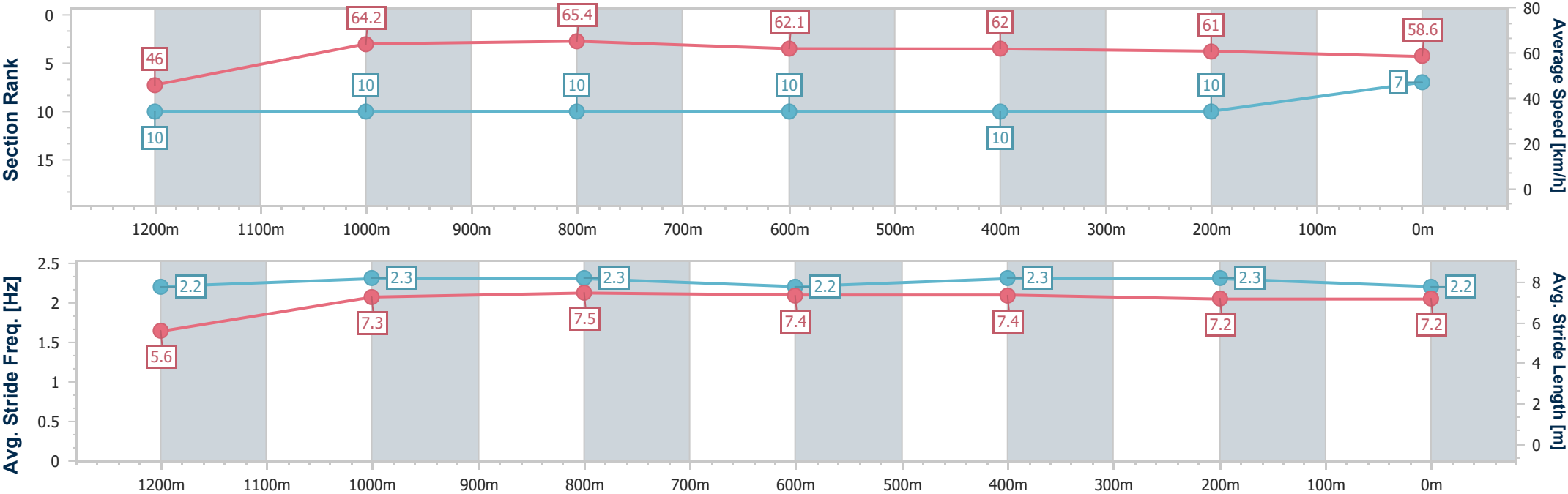


IpswichProfessional
Race 9: RAY WHITE IPSWICH Class 1 Plate - 1350m

03 January 2026 - 16:51
Track Rating: Good 4, Weather: Fine, Rail Position: +8.5m Entire



Section	Overall	1200m	1000m	800m	600m	400m	200m						
Section Times	1:21.24 [7] (0:11.81)	1:09.43 [10] (0:11.18)	0:58.25 [10] (0:10.96)	0:47.29 [10] (0:11.55)	0:35.74 [10] (0:11.61)	0:24.13 [10] (0:11.83)	0:12.30 [10] (0:12.30)						
Average Speed [km/h]	46.0	64.2	65.4	62.1	62.0	61.0	58.6						
Top Speed [km/h]	63.3	65.4	66.2	64.3	62.6	62.3	60.6						
Avg. Dist. to Rail [m]	1.2	0.5	0.7	1.1	1.0	2.5	5.1						
Avg. Stride Freq. [Hz]	2.2	2.3	2.3	2.2	2.3	2.3	2.2						
Avg. Stride Length [m]	5.6	7.3	7.5	7.4	7.4	7.2	7.2						



- [] Ranking at each section and finish
- .-.- No data available at this section
- NA No data available



Horse/Jockey Name	Yuna Is Pierata
Final Rank	8
Fastest Section Time (Section)	0:10.97 (1200m)
Top Speed [km/h] (Section)	67.0 (1000m)
Race State	Finished

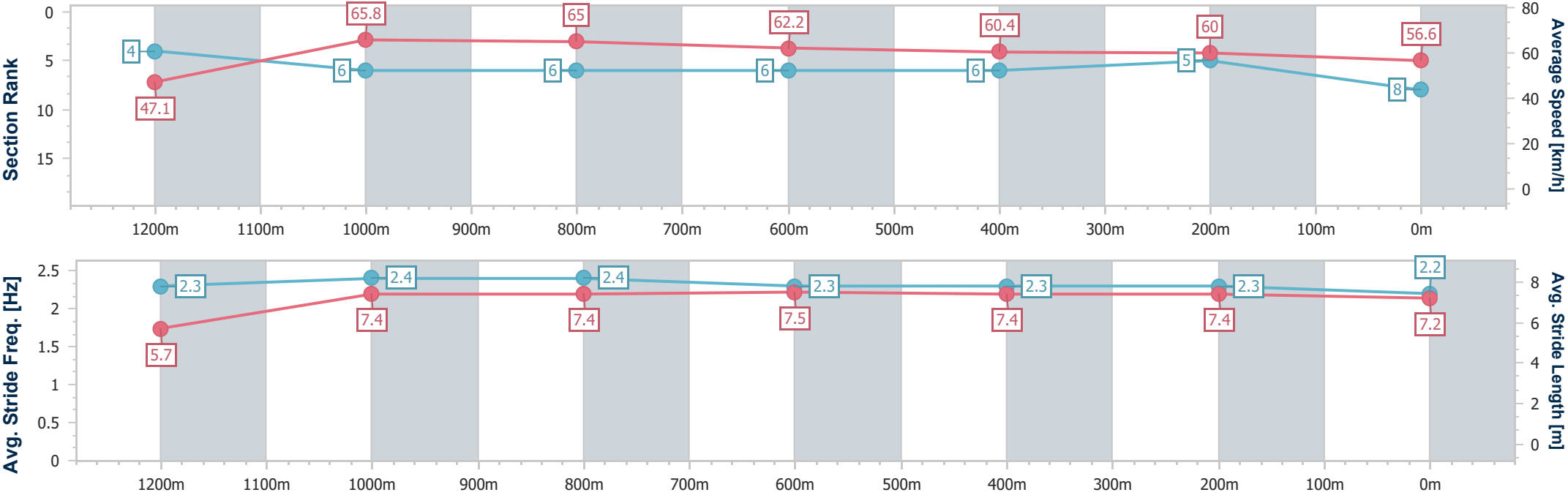


IpswichProfessional
Race 9: RAY WHITE IPSWICH Class 1 Plate - 1350m

03 January 2026 - 16:51
Track Rating: Good 4, Weather: Fine, Rail Position: +8.5m Entire



Section	Overall	1200m	1000m	800m	600m	400m	200m						
Section Times	1:21.44 [8] (0:11.42)	1:10.02 [4] (0:10.97)	0:59.05 [6] (0:11.03)	0:48.02 [6] (0:11.52)	0:36.50 [6] (0:11.85)	0:24.65 [6] (0:11.94)	0:12.71 [5] (0:12.71)						
Average Speed [km/h]	47.1	65.8	65.0	62.2	60.4	60.0	56.6						
Top Speed [km/h]	63.9	66.9	67.0	63.2	62.7	61.0	60.2						
Avg. Dist. to Rail [m]	1.4	0.7	0.7	1.3	1.5	1.0	0.2						
Avg. Stride Freq. [Hz]	2.3	2.4	2.4	2.3	2.3	2.3	2.2						
Avg. Stride Length [m]	5.7	7.4	7.4	7.5	7.4	7.4	7.2						





Horse/Jockey Name	Xtra La Vita
Final Rank	9
Fastest Section Time (Section)	0:10.85 (1200m)
Top Speed [km/h] (Section)	67.0 (1200m)
Race State	Finished

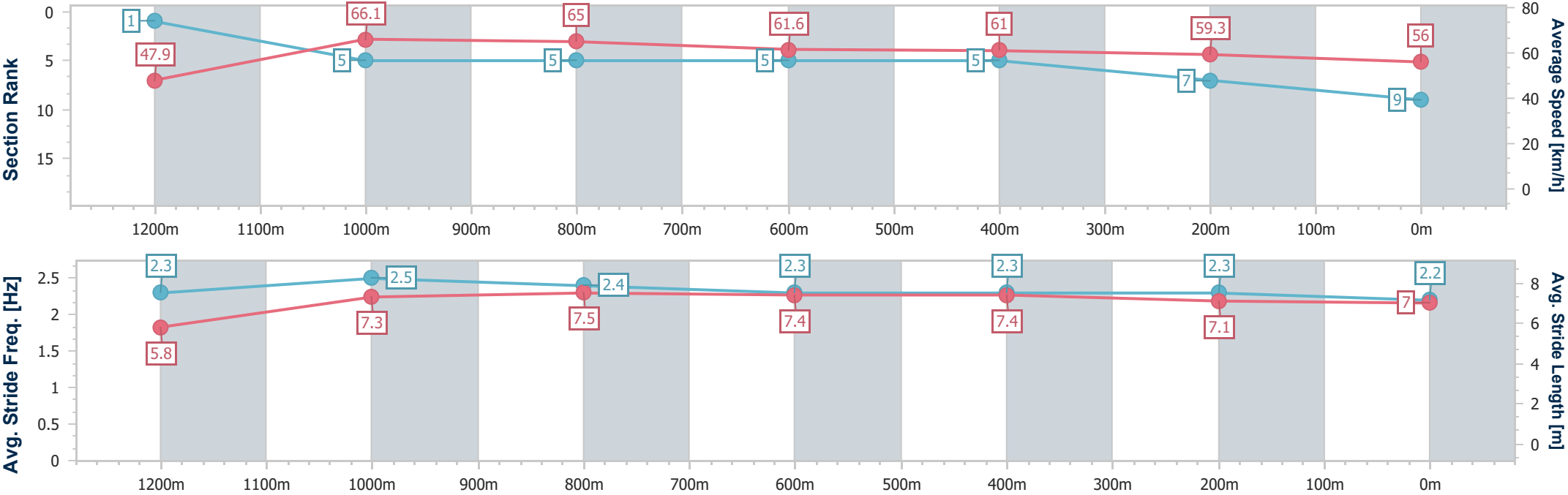


IpswichProfessional
Race 9: RAY WHITE IPSWICH Class 1 Plate - 1350m



03 January 2026 - 16:51
Track Rating: Good 4, Weather: Fine, Rail Position: +8.5m Entire

Section	Overall	1200m	1000m	800m	600m	400m	200m						
Section Times	1:21.68 [9] (0:11.32)	1:10.36 [1] (0:10.85)	0:59.51 [5] (0:11.11)	0:48.40 [5] (0:11.63)	0:36.77 [5] (0:11.79)	0:24.98 [5] (0:12.12)	0:12.86 [7] (0:12.86)						
Average Speed [km/h]	47.9	66.1	65.0	61.6	61.0	59.3	56.0						
Top Speed [km/h]	66.0	67.0	65.7	62.8	61.3	60.5	58.2						
Avg. Dist. to Rail [m]	4.0	0.8	0.3	0.6	0.6	1.2	2.2						
Avg. Stride Freq. [Hz]	2.3	2.5	2.4	2.3	2.3	2.3	2.2						
Avg. Stride Length [m]	5.8	7.3	7.5	7.4	7.4	7.1	7.0						



- [] Ranking at each section and finish
- .-.- No data available at this section
- NA No data available



Horse/Jockey Name	Stabilizer
Final Rank	10
Fastest Section Time (Section)	0:10.64 (1200m)
Top Speed [km/h] (Section)	68.7 (1200m)
Race State	Finished

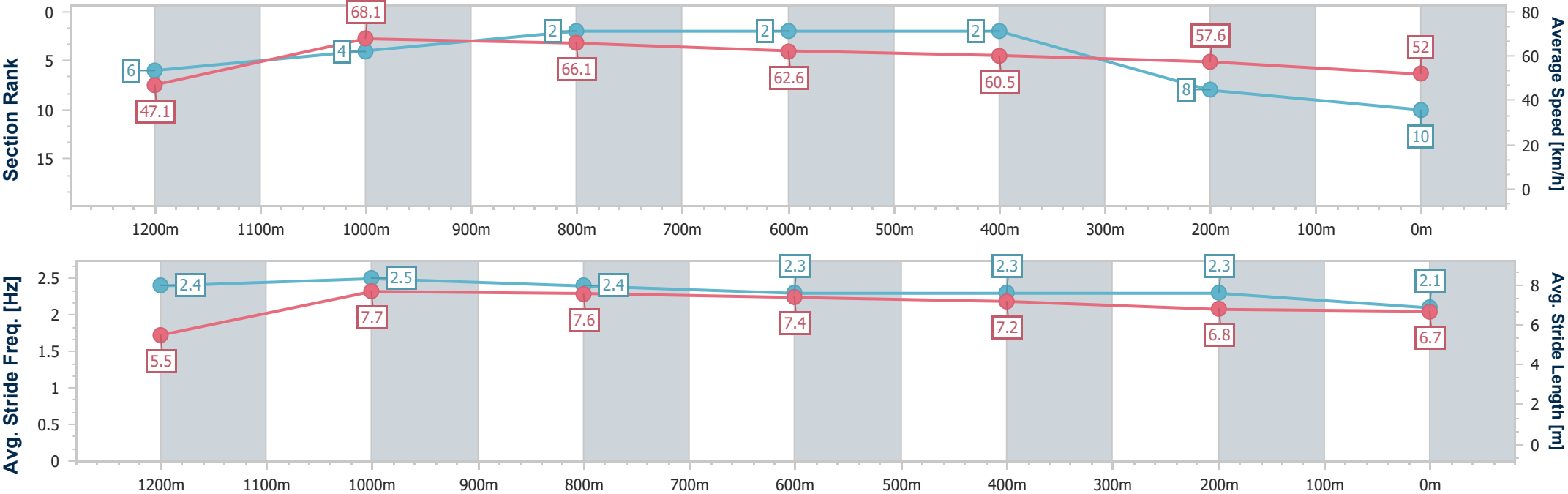


IpswichProfessional
Race 9: RAY WHITE IPSWICH Class 1 Plate - 1350m
03 January 2026 - 16:51



Track Rating: Good 4, Weather: Fine, Rail Position: +8.5m Entire

Section	Overall	1200m	1000m	800m	600m	400m	200m						
Section Times	1:22.68 [10] (0:11.47)	1:11.21 [6] (0:10.64)	1:00.57 [4] (0:10.89)	0:49.68 [2] (0:11.49)	0:38.19 [2] (0:11.86)	0:26.33 [2] (0:12.48)	0:13.85 [8] (0:13.85)						
Average Speed [km/h]	47.1	68.1	66.1	62.6	60.5	57.6	52.0						
Top Speed [km/h]	68.0	68.7	67.3	64.6	61.5	59.6	56.2						
Avg. Dist. to Rail [m]	7.7	4.5	1.9	0.6	0.8	0.5	0.8						
Avg. Stride Freq. [Hz]	2.4	2.5	2.4	2.3	2.3	2.3	2.1						
Avg. Stride Length [m]	5.5	7.7	7.6	7.4	7.2	6.8	6.7						





IpswichProfessional

Race 10: THE INDUSTRY SCHOOL BENCHMARK 60 Handicap - 1700m

03 January 2026 - 17:30



Track Rating: Good 4, Weather: Fine, Rail Position: +8.5m Entire

Section						Overall	1600m	1400m	1200m	1000m	800m	600m	Last 600m		
Field Times						1:43.27 (0:08.60)	1:34.67 (0:11.07)	1:23.60 (0:11.24)	1:12.36 (0:11.73)	1:00.63 (0:11.77)	0:48.86 (0:11.99)	0:36.87 (0:11.92)	0:36.87		
Rank	TAB	Horse/Jockey	Barrier	Top Speed [km/h]	Fastest Section										Distance Travelled [m]
1	12	MY CHARM	2	64.7	0:09.52	1:43.27 [1]	1:33.75 [10]	1:22.36 [9]	1:11.11 [9]	0:59.37 [8]	0:47.69 [8]	0:36.07 [8]	0:36.07		
		Brandon Lerena		1600m	Overall	(0:09.52)	(0:11.39)	(0:11.25)	(0:11.74)	(0:11.68)	(0:11.62)	(0:11.79)			
2	9	ARATIRI	8	67.2	0:08.77	1:43.35 [2]	1:34.58 [2]	1:23.56 [2]	1:12.32 [2]	1:00.59 [2]	0:48.84 [2]	0:36.89 [2]	0:36.89	-1	
		Georgina Cartwright		1600m	Overall	(0:08.77)	(0:11.02)	(0:11.24)	(0:11.73)	(0:11.75)	(0:11.95)	(0:11.89)			
3	2	MR O'REILLY	1	64.8	0:08.94	1:43.51 [3]	1:34.57 [5]	1:23.34 [4]	1:12.09 [4]	1:00.57 [3]	0:48.83 [3]	0:36.87 [3]	0:36.87	-4	
		Jaden Lloyd		1400m	Overall	(0:08.94)	(0:11.23)	(0:11.25)	(0:11.52)	(0:11.74)	(0:11.96)	(0:11.98)			
4	7	FAMILY OF LEAGUE	18	66.6	0:08.60	1:43.64 [4]	1:35.04 [1]	1:23.97 [1]	1:12.73 [1]	1:01.00 [1]	0:49.23 [1]	0:37.24 [1]	0:37.24	-2	
		Montana Philpot		1600m	Overall	(0:08.60)	(0:11.07)	(0:11.24)	(0:11.73)	(0:11.77)	(0:11.99)	(0:11.92)			
5	5	BURLEIGH MAGIC	5	65.2	0:09.06	1:43.64 [5]	1:34.58 [6]	1:23.16 [6]	1:11.86 [6]	1:00.03 [7]	0:48.36 [6]	0:36.74 [5]	0:36.74	+6	
		Justin Huxtable		1600m	Overall	(0:09.06)	(0:11.42)	(0:11.30)	(0:11.83)	(0:11.67)	(0:11.62)	(0:11.77)			
6	1	LARIDAE	4	64.4	0:09.20	1:43.72 [6]	1:34.52 [8]	1:23.11 [8]	1:11.86 [7]	1:00.16 [6]	0:48.40 [7]	0:36.71 [7]	0:36.71	-12	
		Anthony Allen		1600m	Overall	(0:09.20)	(0:11.41)	(0:11.25)	(0:11.70)	(0:11.76)	(0:11.69)	(0:11.84)			
7	3	MAZITA	10	64.7	0:09.47	1:44.59 [7]	1:35.12 [9]	1:23.60 [10]	1:12.28 [10]	1:00.34 [10]	0:48.68 [10]	0:36.99 [10]	0:36.99	+0	
		Harrison Shaw		1400m	Overall	(0:09.47)	(0:11.52)	(0:11.32)	(0:11.94)	(0:11.66)	(0:11.69)	(0:11.81)			
8	4	JUNGLE PRINCE	13	65.9	0:08.92	1:44.81 [8]	1:35.89 [4]	1:24.53 [5]	1:13.20 [5]	1:01.46 [5]	0:49.66 [5]	0:37.84 [6]	0:37.84	-2	
		Dylan Turner		1400m	Overall	(0:08.92)	(0:11.36)	(0:11.33)	(0:11.74)	(0:11.80)	(0:11.82)	(0:12.12)			
9	14	CONEY ISLAND BABY	7	65.0	0:09.18	1:45.37 [9]	1:36.19 [7]	1:24.76 [7]	1:13.34 [8]	1:01.35 [9]	0:49.71 [9]	0:37.77 [9]	0:37.77	+3	
		Colleen Krahnen		1600m	Overall	(0:09.18)	(0:11.43)	(0:11.42)	(0:11.99)	(0:11.64)	(0:11.94)	(0:11.95)			
10	17	GOTEB0	3	65.5	0:08.82	1:47.03 [10]	1:38.21 [3]	1:27.07 [3]	1:15.70 [3]	1:04.02 [4]	0:52.23 [4]	0:40.32 [4]	0:40.32	-1	
		Adin Thompson		1600m	Overall	(0:08.82)	(0:11.14)	(0:11.37)	(0:11.68)	(0:11.79)	(0:11.91)	(0:12.20)			

Scratched: Bandit (#15), Brave Boy (#18), Autumngirl (#8), Artspace (#6), Bokuden (#16), Stromboli Delight (#10), Perri Lass (#11), Pieronimo (#13), Hamilton Brown (#19), Going To The Sun (#20)

Report Created: Sat 3 January 2026 17:54 GMT+10 (Note: Timing is based on position data)

Page 1/12

[] Ranking at each section and finish
-:-:- No data available at this section
NA No data available

SCN Saddle cloth number
DNF Did not finish
DNT Did not track

data processed by  TRIPLESDATA



IpswichProfessional

Race 10: THE INDUSTRY SCHOOL BENCHMARK 60 Handicap - 1700m

03 January 2026 - 17:30



Track Rating: Good 4, Weather: Fine, Rail Position: +8.5m Entire

Section						400m	200m			Last 600m		
Field Times						0:24.95 (0:12.26)	0:12.69 (0:12.69)			0:36.87		
Rank	TAB	Horse/Jockey	Barrier	Top Speed [km/h]	Fastest Section			Margin			Distance Travelled [m]	
1	12	MY CHARM	2	64.7	0:09.52	0:24.28 [7]	0:12.33 [5]	1:43.27		0:36.07		
		Brandon Lerena		1600m	Overall	(0:11.95)	(0:12.33)					
2	9	ARATIRI	8	67.2	0:08.77	0:25.00 [2]	0:12.77 [1]	0.47L		0:36.89	-1	
		Georgina Cartwright		1600m	Overall	(0:12.23)	(0:12.77)					
3	2	MR O'REILLY	1	64.8	0:08.94	0:24.89 [3]	0:12.67 [3]	1.42L		0:36.87	-4	
		Jaden Lloyd		1400m	Overall	(0:12.22)	(0:12.67)					
4	7	FAMILY OF LEAGUE	18	66.6	0:08.60	0:25.32 [1]	0:12.96 [2]	2.18L		0:37.24	-2	
		Montana Philpot		1600m	Overall	(0:12.36)	(0:12.96)					
5	5	BURLEIGH MAGIC	5	65.2	0:09.06	0:24.97 [4]	0:12.76 [4]	2.2L		0:36.74	+6	
		Justin Huxtable		1600m	Overall	(0:12.21)	(0:12.76)					
6	1	LARIDAE	4	64.4	0:09.20	0:24.87 [5]	0:12.77 [6]	2.63L		0:36.71	-12	
		Anthony Allen		1600m	Overall	(0:12.10)	(0:12.77)					
7	3	MAZITA	10	64.7	0:09.47	0:25.18 [9]	0:12.82 [9]	7.78L		0:36.99	+0	
		Harrison Shaw		1400m	Overall	(0:12.36)	(0:12.82)					
8	4	JUNGLE PRINCE	13	65.9	0:08.92	0:25.72 [8]	0:13.19 [7]	9.04L		0:37.84	-2	
		Dylan Turner		1400m	Overall	(0:12.53)	(0:13.19)					
9	14	CONEY ISLAND BABY	7	65.0	0:09.18	0:25.82 [10]	0:13.33 [10]	12.37L		0:37.77	+3	
		Colleen Krahnen		1600m	Overall	(0:12.49)	(0:13.33)					
10	17	GOTEB0	3	65.5	0:08.82	0:28.12 [6]	0:15.28 [8]	22.09L		0:40.32	-1	
		Adin Thompson		1600m	Overall	(0:12.84)	(0:15.28)					

Scratched: Bandit (#15), Brave Boy (#18), Autumngirl (#8), Artspace (#6), Bokuden (#16), Stromboli Delight (#10), Perri Lass (#11), Pieronimo (#13), Hamilton Brown (#19), Going To The Sun (#20)

Report Created: Sat 3 January 2026 17:54 GMT+10 (Note: Timing is based on position data)

Page 2/12

[] Ranking at each section and finish
-:-:- No data available at this section
NA No data available

SCN Saddle cloth number
DNF Did not finish
DNT Did not track

data processed by  TRIPLESDATA



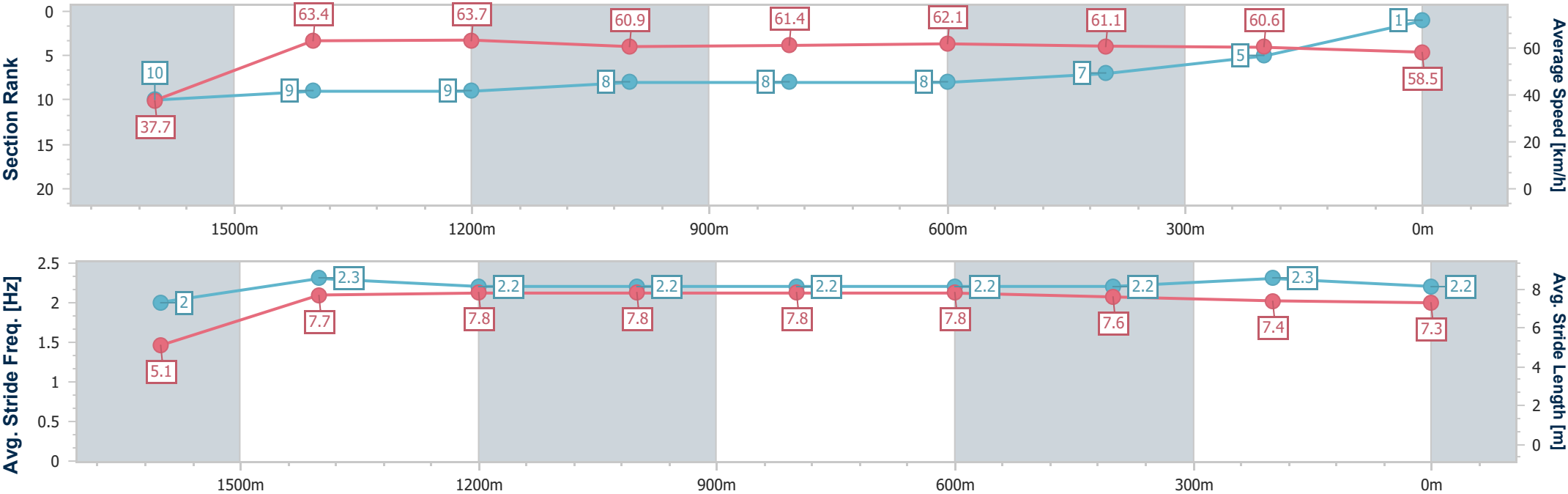
Horse/Jockey Name	My Charm
Final Rank	1
Fastest Section Time (Section)	0:09.52 (Overall)
Top Speed [km/h] (Section)	64.7 (1600m)
Race State	Finished



IpswichProfessional
Race 10: THE INDUSTRY SCHOOL BENCHMARK 60 Handicap - 1700m
03 January 2026 - 17:30
Track Rating: Good 4, Weather: Fine, Rail Position: +8.5m Entire



Section	Overall	1600m	1400m	1200m	1000m	800m	600m	400m	200m				
Section Times	1:43.27 [1] (0:09.52)	1:33.75 [10] (0:11.39)	1:22.36 [9] (0:11.25)	1:11.11 [9] (0:11.74)	0:59.37 [8] (0:11.68)	0:47.69 [8] (0:11.62)	0:36.07 [8] (0:11.79)	0:24.28 [7] (0:11.95)	0:12.33 [5] (0:12.33)				
Average Speed [km/h]	37.7	63.4	63.7	60.9	61.4	62.1	61.1	60.6	58.5				
Top Speed [km/h]	60.0	64.7	64.3	63.3	62.2	63.3	62.7	61.9	60.8				
Avg. Dist. to Rail [m]	2.8	0.7	1.1	1.6	0.8	0.3	0.9	2.3	3.5				
Avg. Stride Freq. [Hz]	2.0	2.3	2.2	2.2	2.2	2.2	2.2	2.3	2.2				
Avg. Stride Length [m]	5.1	7.7	7.8	7.8	7.8	7.8	7.6	7.4	7.3				





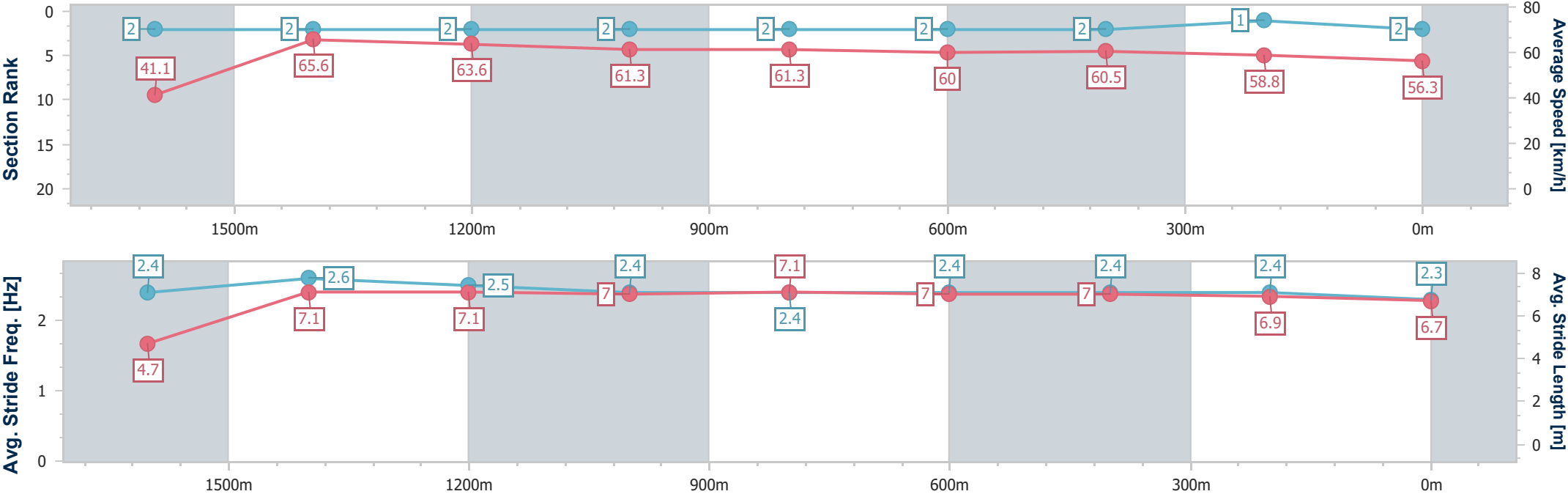
Horse/Jockey Name	Aratiri
Final Rank	2
Fastest Section Time (Section)	0:08.77 (Overall)
Top Speed [km/h] (Section)	67.2 (1600m)
Race State	Finished



IpswichProfessional
Race 10: THE INDUSTRY SCHOOL BENCHMARK 60 Handicap - 1700m
03 January 2026 - 17:30
Track Rating: Good 4, Weather: Fine, Rail Position: +8.5m Entire



Section	Overall	1600m	1400m	1200m	1000m	800m	600m	400m	200m				
Section Times	1:43.35 [2] (0:08.77)	1:34.58 [2] (0:11.02)	1:23.56 [2] (0:11.24)	1:12.32 [2] (0:11.73)	1:00.59 [2] (0:11.75)	0:48.84 [2] (0:11.95)	0:36.89 [2] (0:11.89)	0:25.00 [2] (0:12.23)	0:12.77 [1] (0:12.77)				
Average Speed [km/h]	41.1	65.6	63.6	61.3	61.3	60.0	60.5	58.8	56.3				
Top Speed [km/h]	62.5	67.2	66.2	62.1	62.0	61.0	61.1	59.8	57.8				
Avg. Dist. to Rail [m]	6.4	1.5	1.1	0.9	0.2	0.2	0.5	0.8	0.7				
Avg. Stride Freq. [Hz]	2.4	2.6	2.5	2.4	2.4	2.4	2.4	2.4	2.3				
Avg. Stride Length [m]	4.7	7.1	7.1	7.0	7.1	7.0	7.0	6.9	6.7				





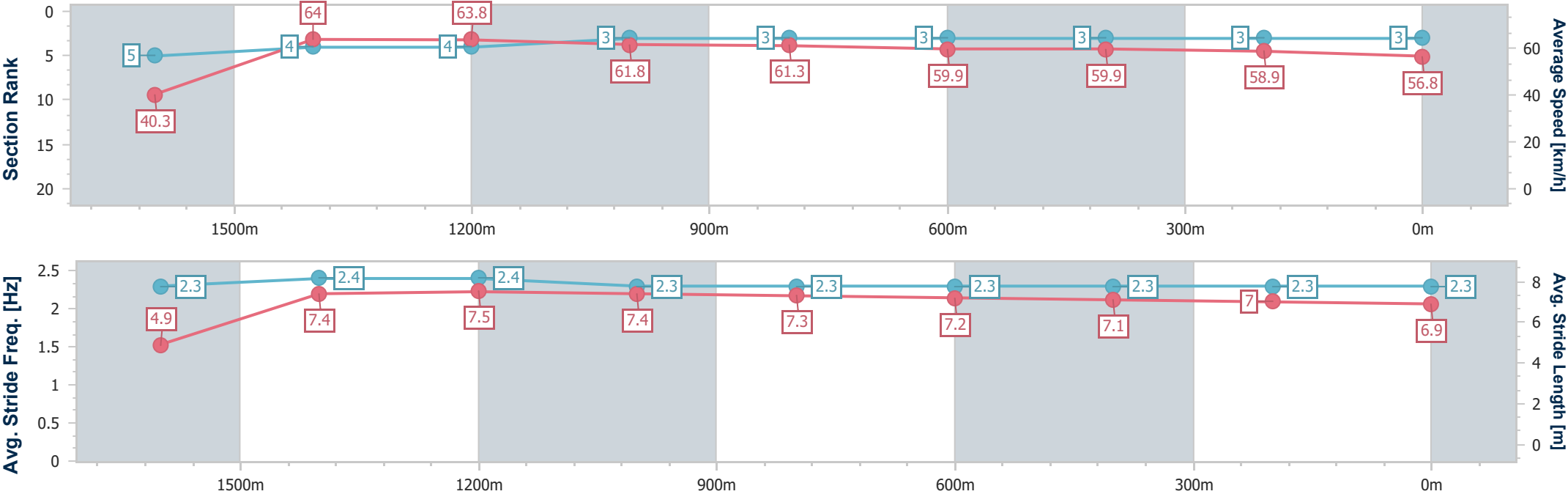
Horse/Jockey Name	Mr O'reilly
Final Rank	3
Fastest Section Time (Section)	0:08.94 (Overall)
Top Speed [km/h] (Section)	64.8 (1400m)
Race State	Finished



IpswichProfessional
Race 10: THE INDUSTRY SCHOOL BENCHMARK 60 Handicap - 1700m
03 January 2026 - 17:30
Track Rating: Good 4, Weather: Fine, Rail Position: +8.5m Entire



Section	Overall	1600m	1400m	1200m	1000m	800m	600m	400m	200m				
Section Times	1:43.51 [3] (0:08.94)	1:34.57 [5] (0:11.23)	1:23.34 [4] (0:11.25)	1:12.09 [4] (0:11.52)	1:00.57 [3] (0:11.74)	0:48.83 [3] (0:11.96)	0:36.87 [3] (0:11.98)	0:24.89 [3] (0:12.22)	0:12.67 [3] (0:12.67)				
Average Speed [km/h]	40.3	64.0	63.8	61.8	61.3	59.9	59.9	58.9	56.8				
Top Speed [km/h]	62.5	64.8	64.8	63.1	62.9	61.0	60.6	60.5	58.8				
Avg. Dist. to Rail [m]	1.9	1.5	1.7	1.8	0.5	0.6	0.8	0.8	1.5				
Avg. Stride Freq. [Hz]	2.3	2.4	2.4	2.3	2.3	2.3	2.3	2.3	2.3				
Avg. Stride Length [m]	4.9	7.4	7.5	7.4	7.3	7.2	7.1	7.0	6.9				





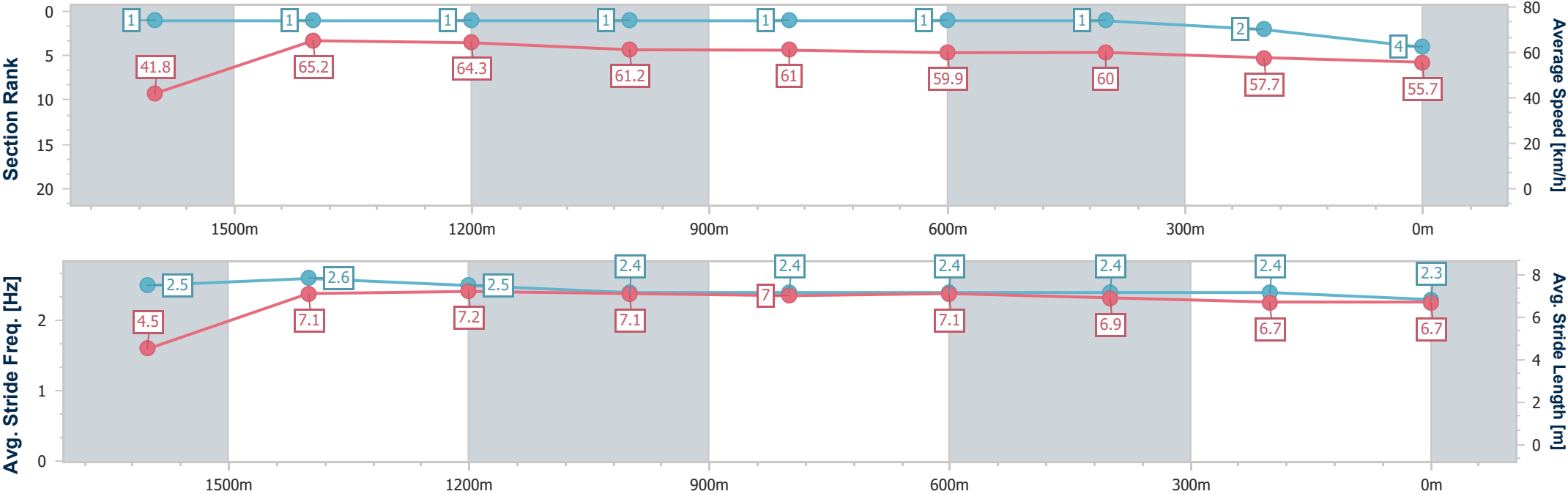
Horse/Jockey Name	Family Of League
Final Rank	4
Fastest Section Time (Section)	0:08.60 (Overall)
Top Speed [km/h] (Section)	66.6 (1600m)
Race State	Finished



IpswichProfessional
Race 10: THE INDUSTRY SCHOOL BENCHMARK 60 Handicap - 1700m
03 January 2026 - 17:30
Track Rating: Good 4, Weather: Fine, Rail Position: +8.5m Entire



Section	Overall	1600m	1400m	1200m	1000m	800m	600m	400m	200m				
Section Times	1:43.64 [4] (0:08.60)	1:35.04 [1] (0:11.07)	1:23.97 [1] (0:11.24)	1:12.73 [1] (0:11.73)	1:01.00 [1] (0:11.77)	0:49.23 [1] (0:11.99)	0:37.24 [1] (0:11.92)	0:25.32 [1] (0:12.36)	0:12.96 [2] (0:12.96)				
Average Speed [km/h]	41.8	65.2	64.3	61.2	61.0	59.9	60.0	57.7	55.7				
Top Speed [km/h]	63.4	66.6	66.1	62.4	61.7	60.2	60.5	59.6	57.0				
Avg. Dist. to Rail [m]	8.9	3.1	0.4	0.6	0.6	1.2	1.7	1.9	1.6				
Avg. Stride Freq. [Hz]	2.5	2.6	2.5	2.4	2.4	2.4	2.4	2.4	2.3				
Avg. Stride Length [m]	4.5	7.1	7.2	7.1	7.0	7.1	6.9	6.7	6.7				





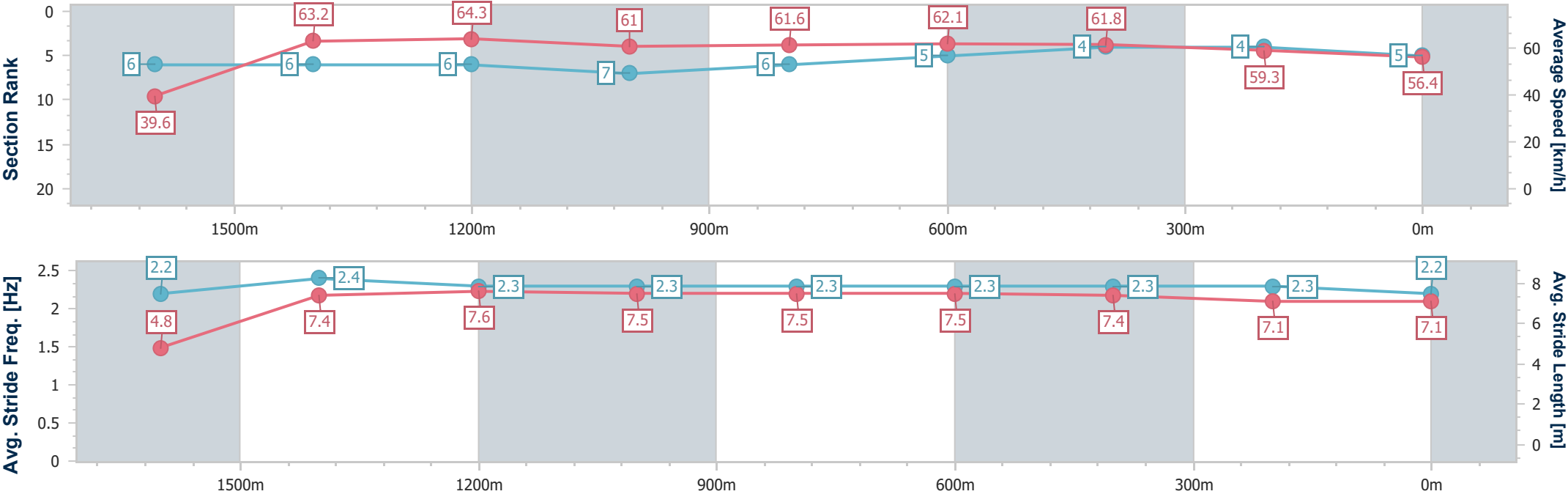
Horse/Jockey Name	Burleigh Magic
Final Rank	5
Fastest Section Time (Section)	0:09.06 (Overall)
Top Speed [km/h] (Section)	65.2 (1600m)
Race State	Finished



IpswichProfessional
Race 10: THE INDUSTRY SCHOOL BENCHMARK 60 Handicap - 1700m
03 January 2026 - 17:30
Track Rating: Good 4, Weather: Fine, Rail Position: +8.5m Entire



Section	Overall	1600m	1400m	1200m	1000m	800m	600m	400m	200m				
Section Times	1:43.64 [5] (0:09.06)	1:34.58 [6] (0:11.42)	1:23.16 [6] (0:11.30)	1:11.86 [6] (0:11.83)	1:00.03 [7] (0:11.67)	0:48.36 [6] (0:11.62)	0:36.74 [5] (0:11.77)	0:24.97 [4] (0:12.21)	0:12.76 [4] (0:12.76)				
Average Speed [km/h]	39.6	63.2	64.3	61.0	61.6	62.1	61.8	59.3	56.4				
Top Speed [km/h]	60.0	65.2	65.1	62.5	62.6	63.6	63.0	60.9	58.7				
Avg. Dist. to Rail [m]	4.9	1.2	1.4	0.5	0.9	0.8	2.1	2.0	3.0				
Avg. Stride Freq. [Hz]	2.2	2.4	2.3	2.3	2.3	2.3	2.3	2.3	2.2				
Avg. Stride Length [m]	4.8	7.4	7.6	7.5	7.5	7.5	7.4	7.1	7.1				





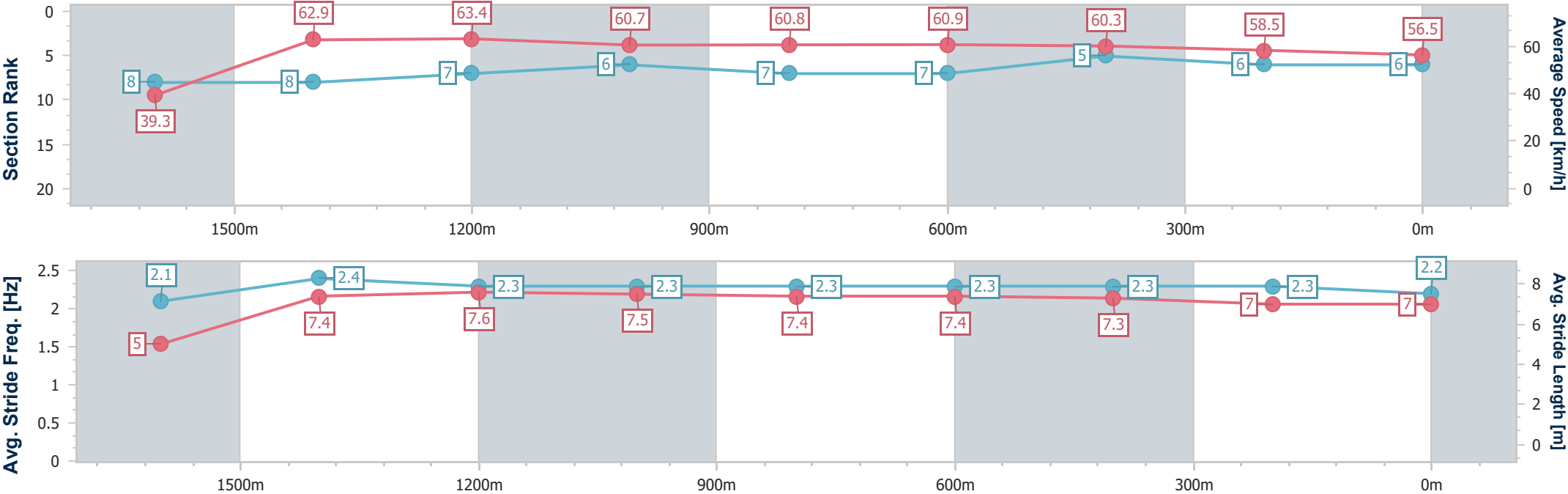
Horse/Jockey Name	Laridae
Final Rank	6
Fastest Section Time (Section)	0:09.20 (Overall)
Top Speed [km/h] (Section)	64.4 (1600m)
Race State	Finished



IpswichProfessional
Race 10: THE INDUSTRY SCHOOL BENCHMARK 60 Handicap - 1700m
03 January 2026 - 17:30
Track Rating: Good 4, Weather: Fine, Rail Position: +8.5m Entire



Section	Overall	1600m	1400m	1200m	1000m	800m	600m	400m	200m				
Section Times	1:43.72 [6] (0:09.20)	1:34.52 [8] (0:11.41)	1:23.11 [8] (0:11.25)	1:11.86 [7] (0:11.70)	1:00.16 [6] (0:11.76)	0:48.40 [7] (0:11.69)	0:36.71 [7] (0:11.84)	0:24.87 [5] (0:12.10)	0:12.77 [6] (0:12.77)				
Average Speed [km/h]	39.3	62.9	63.4	60.7	60.8	60.9	60.3	58.5	56.5				
Top Speed [km/h]	59.5	64.4	63.7	62.9	61.8	61.8	60.6	59.9	59.3				
Avg. Dist. to Rail [m]	3.3	1.7	2.7	3.3	2.6	2.5	2.9	2.7	0.3				
Avg. Stride Freq. [Hz]	2.1	2.4	2.3	2.3	2.3	2.3	2.3	2.3	2.2				
Avg. Stride Length [m]	5.0	7.4	7.6	7.5	7.4	7.4	7.3	7.0	7.0				





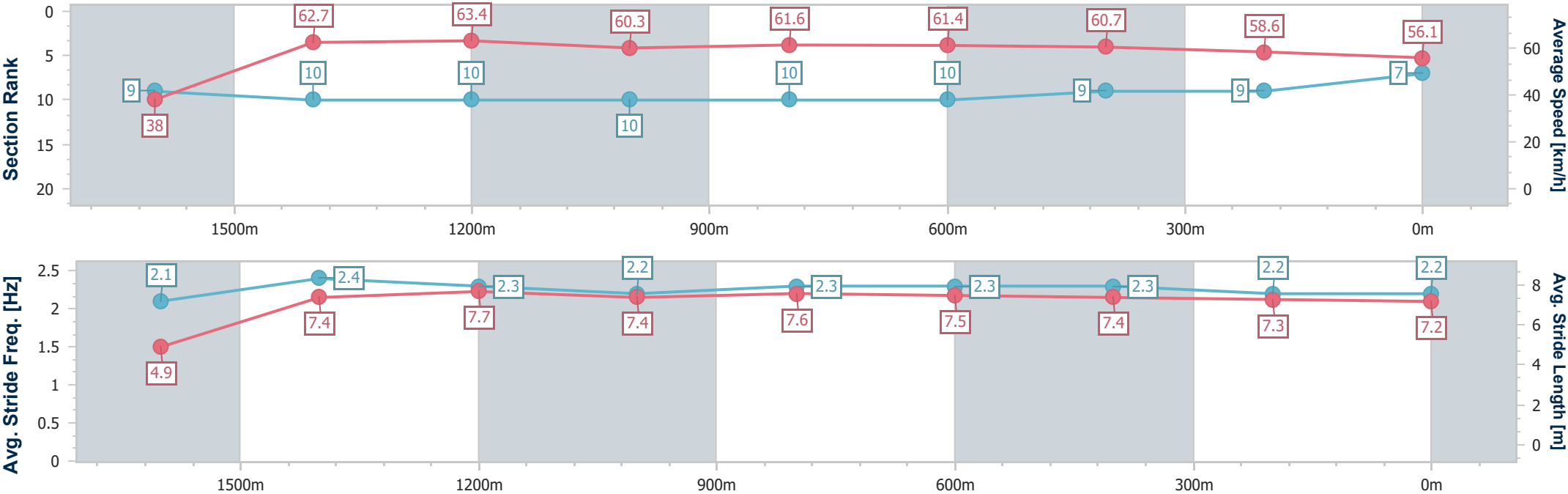
Horse/Jockey Name	Mazita
Final Rank	7
Fastest Section Time (Section)	0:09.47 (Overall)
Top Speed [km/h] (Section)	64.7 (1400m)
Race State	Finished



IpswichProfessional
Race 10: THE INDUSTRY SCHOOL BENCHMARK 60 Handicap - 1700m
03 January 2026 - 17:30
Track Rating: Good 4, Weather: Fine, Rail Position: +8.5m Entire



Section	Overall	1600m	1400m	1200m	1000m	800m	600m	400m	200m				
Section Times	1:44.59 [7] (0:09.47)	1:35.12 [9] (0:11.52)	1:23.60 [10] (0:11.32)	1:12.28 [10] (0:11.94)	1:00.34 [10] (0:11.66)	0:48.68 [10] (0:11.69)	0:36.99 [10] (0:11.81)	0:25.18 [9] (0:12.36)	0:12.82 [9] (0:12.82)				
Average Speed [km/h]	38.0	62.7	63.4	60.3	61.6	61.4	60.7	58.6	56.1				
Top Speed [km/h]	59.0	64.2	64.7	62.7	62.4	62.1	61.7	59.6	57.9				
Avg. Dist. to Rail [m]	7.2	1.2	0.4	0.4	0.5	1.0	0.6	2.6	4.2				
Avg. Stride Freq. [Hz]	2.1	2.4	2.3	2.2	2.3	2.3	2.3	2.2	2.2				
Avg. Stride Length [m]	4.9	7.4	7.7	7.4	7.6	7.5	7.4	7.3	7.2				





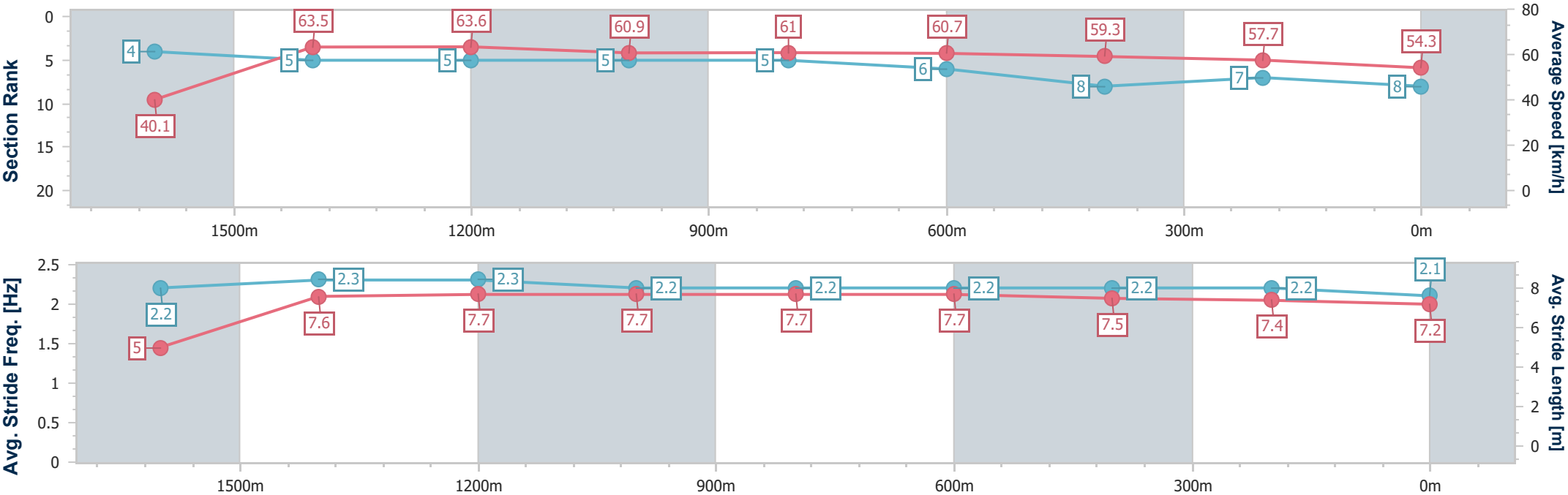
Horse/Jockey Name	Jungle Prince
Final Rank	8
Fastest Section Time (Section)	0:08.92 (Overall)
Top Speed [km/h] (Section)	65.9 (1400m)
Race State	Finished



IpswichProfessional
Race 10: THE INDUSTRY SCHOOL BENCHMARK 60 Handicap - 1700m
03 January 2026 - 17:30
Track Rating: Good 4, Weather: Fine, Rail Position: +8.5m Entire



Section	Overall	1600m	1400m	1200m	1000m	800m	600m	400m	200m				
Section Times	1:44.81 [8] (0:08.92)	1:35.89 [4] (0:11.36)	1:24.53 [5] (0:11.33)	1:13.20 [5] (0:11.74)	1:01.46 [5] (0:11.80)	0:49.66 [5] (0:11.82)	0:37.84 [6] (0:12.12)	0:25.72 [8] (0:12.53)	0:13.19 [7] (0:13.19)				
Average Speed [km/h]	40.1	63.5	63.6	60.9	61.0	60.7	59.3	57.7	54.3				
Top Speed [km/h]	60.8	65.7	65.9	61.9	61.6	61.4	61.0	59.2	56.6				
Avg. Dist. to Rail [m]	7.0	0.9	0.5	1.0	0.7	0.8	0.4	1.0	1.9				
Avg. Stride Freq. [Hz]	2.2	2.3	2.3	2.2	2.2	2.2	2.2	2.2	2.1				
Avg. Stride Length [m]	5.0	7.6	7.7	7.7	7.7	7.7	7.5	7.4	7.2				





Horse/Jockey Name	Coney Island Baby
Final Rank	9
Fastest Section Time (Section)	0:09.18 (Overall)
Top Speed [km/h] (Section)	65.0 (1600m)
Race State	Finished



IpswichProfessional

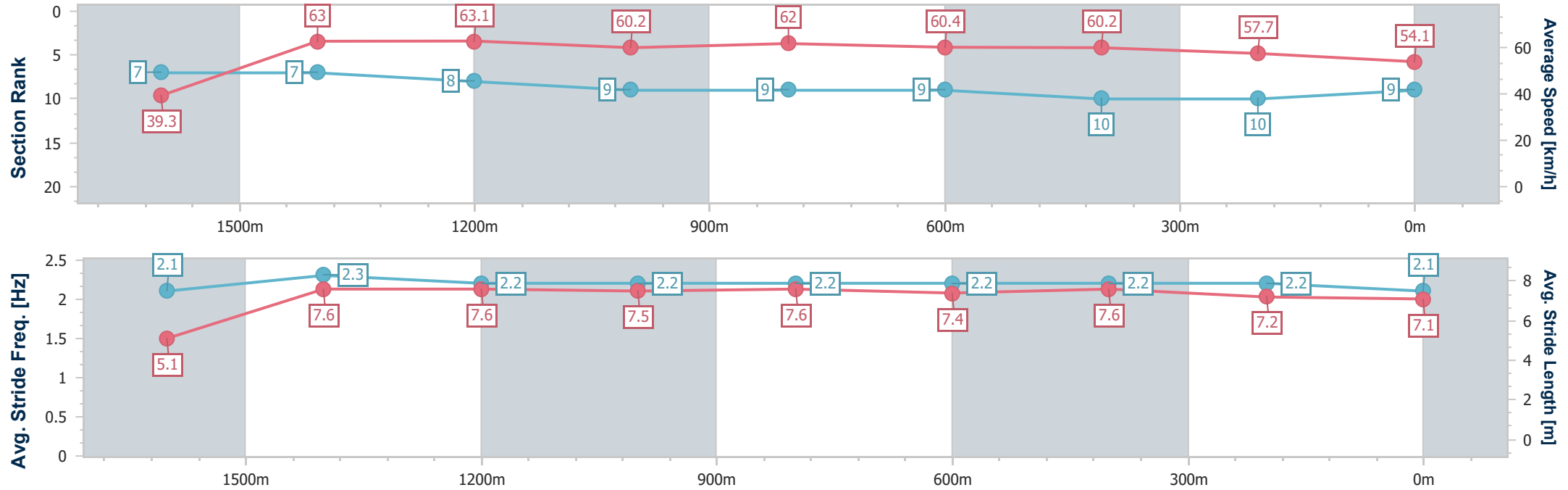
Race 10: THE INDUSTRY SCHOOL BENCHMARK 60 Handicap - 1700m

03 January 2026 - 17:30

Track Rating: Good 4, Weather: Fine, Rail Position: +8.5m Entire

Ipswichturfclub

Section	Overall	1600m	1400m	1200m	1000m	800m	600m	400m	200m				
Section Times	1:45.37 [9] (0:09.18)	1:36.19 [7] (0:11.43)	1:24.76 [7] (0:11.42)	1:13.34 [8] (0:11.99)	1:01.35 [9] (0:11.64)	0:49.71 [9] (0:11.94)	0:37.77 [9] (0:11.95)	0:25.82 [10] (0:12.49)	0:13.33 [10] (0:13.33)				
Average Speed [km/h]	39.3	63.0	63.1	60.2	62.0	60.4	60.2	57.7	54.1				
Top Speed [km/h]	60.6	65.0	64.3	62.4	62.8	61.7	61.9	58.7	57.5				
Avg. Dist. to Rail [m]	6.1	1.2	0.5	0.2	0.5	0.8	0.3	0.5	1.3				
Avg. Stride Freq. [Hz]	2.1	2.3	2.2	2.2	2.2	2.2	2.2	2.2	2.1				
Avg. Stride Length [m]	5.1	7.6	7.6	7.5	7.6	7.4	7.6	7.2	7.1				



- [] Ranking at each section and finish
- .-.- No data available at this section
- NA No data available



Horse/Jockey Name	Gotebo
Final Rank	10
Fastest Section Time (Section)	0:08.82 (Overall)
Top Speed [km/h] (Section)	65.5 (1600m)
Race State	Finished



IpswichProfessional
Race 10: THE INDUSTRY SCHOOL BENCHMARK 60 Handicap - 1700m
03 January 2026 - 17:30
Track Rating: Good 4, Weather: Fine, Rail Position: +8.5m Entire



Section	Overall	1600m	1400m	1200m	1000m	800m	600m	400m	200m				
Section Times	1:47.03 [10] (0:08.82)	1:38.21 [3] (0:11.14)	1:27.07 [3] (0:11.37)	1:15.70 [3] (0:11.68)	1:04.02 [4] (0:11.79)	0:52.23 [4] (0:11.91)	0:40.32 [4] (0:12.20)	0:28.12 [6] (0:12.84)	0:15.28 [8] (0:15.28)				
Average Speed [km/h]	40.9	64.4	63.4	61.4	61.2	60.5	58.7	55.9	47.2				
Top Speed [km/h]	63.4	65.5	64.4	62.6	61.8	60.8	60.3	57.6	53.5				
Avg. Dist. to Rail [m]	3.1	0.7	0.6	0.3	0.3	0.2	0.4	0.6	0.5				
Avg. Stride Freq. [Hz]	2.2	2.4	2.3	2.2	2.2	2.2	2.2	2.2	2.0				
Avg. Stride Length [m]	5.0	7.4	7.4	7.0	7.6	7.1	7.2	7.0	6.5				

